



Fast And Fit

« Cables concept »



Focal *Inside*

IMPULSES 4.320 cables



Many audio solutions plug and play

Focal *Inside* audio solutions

With our line of dedicated cables for our impulse amplifier, you will find many solutions to make a complete installation.

First step :

Front and rear speakers, just replacement.

Second step :

Simply and easy to amplify with Impulse 4.320.

- the front speakers and rear speakers with amplifier

Full step :

- the front speakers with trunk sub enclosure PSB 200 with amplifier.

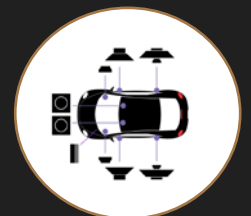
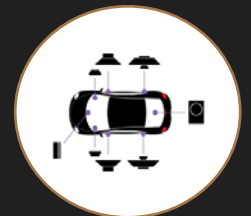
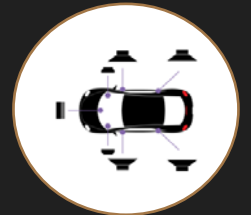
Or

- the front speakers with the new compact sub enclosure ISUB TWIN (under seats solution).

Easy installation in plug and play, with our dedicated ISO harness cables by brands, and our cables for impulse 4.320.

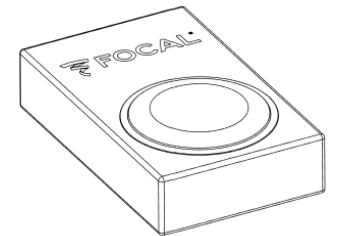

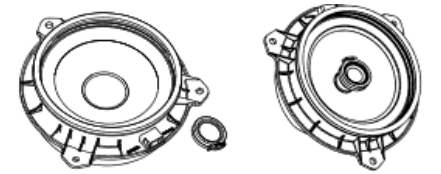

Find the right references on our site www.focal-Inside.com

visit our youtube channel https://youtube.com/playlist?list=PLot2y6oPmEvuM68R6jiOi_dgeHebos2h1



How to simply connect Focal *Inside* products ?

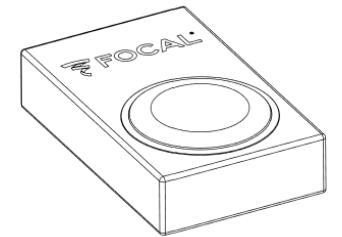

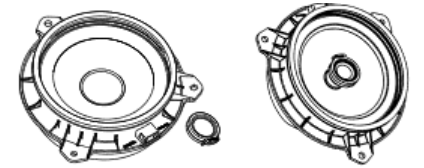


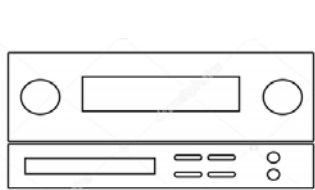
How to recover the audio signal ?



How to simply connect Focal *Inside* products ?

You need to choose 2 items.


1/ choose the **cable harness** for your car brand




How to simply connect Focal *Inside* products ?

You need to choose 2 items.

1/ choose the cable harness for your car brand



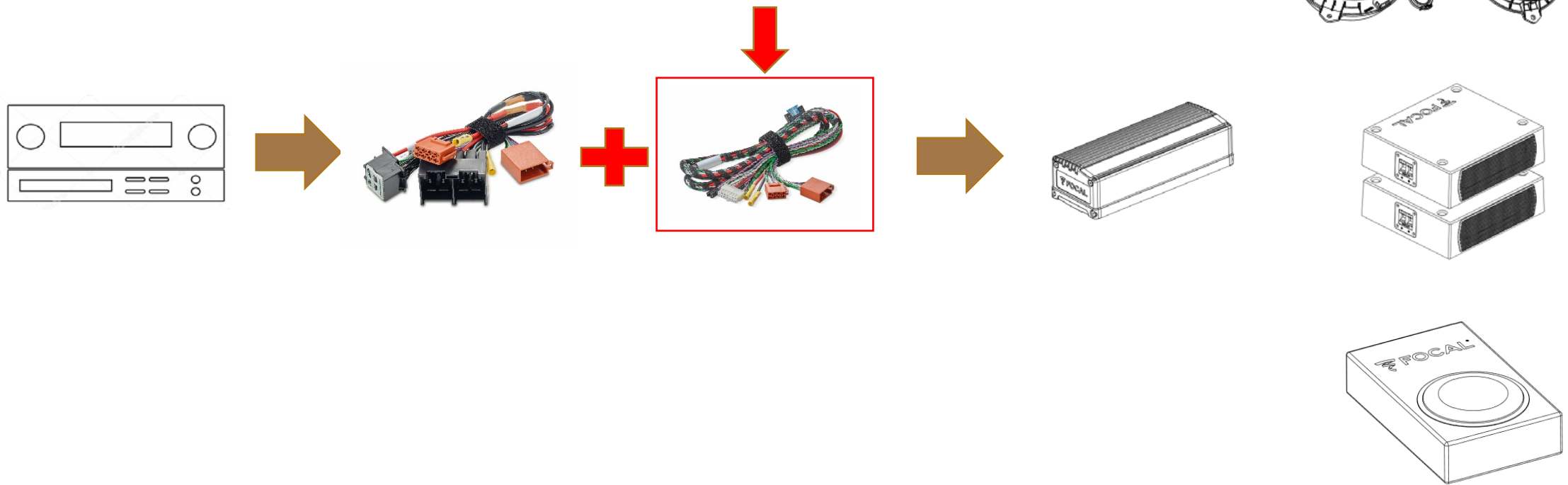
We have developed 10 dedicated Y ISO harness cables for the main car brands



How to simply connect Focal *Inside* products ?

You need to choose 2 items

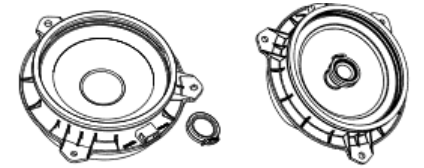
2/ choose the **extension cable** for the audio solution you want to make to your customer



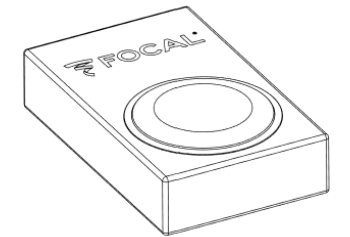
How to simply connect Focal *Inside* products ?

You need to choose 2 items to made a complete focal inside audio solution

2/ choose the extension cable for the audio solution you want to make to your customer

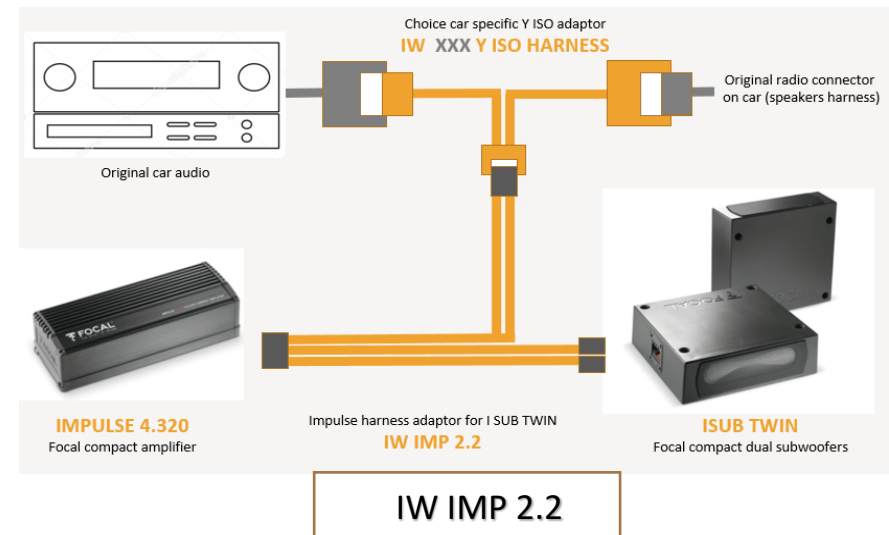
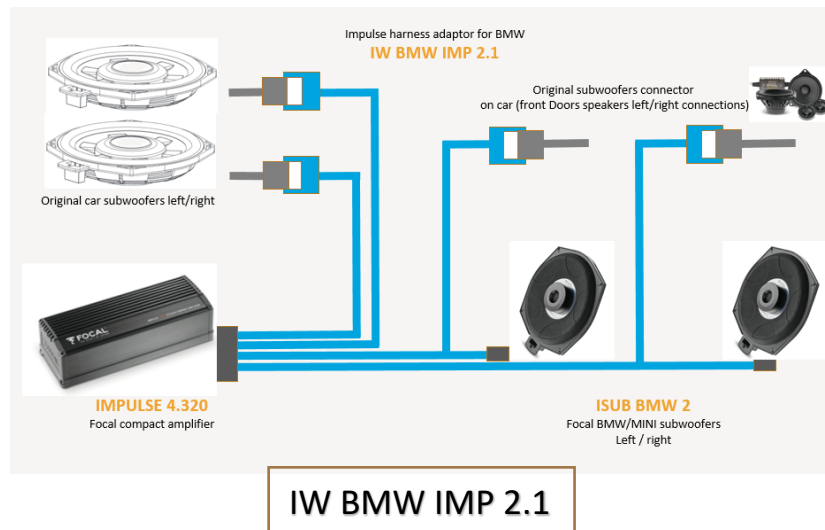
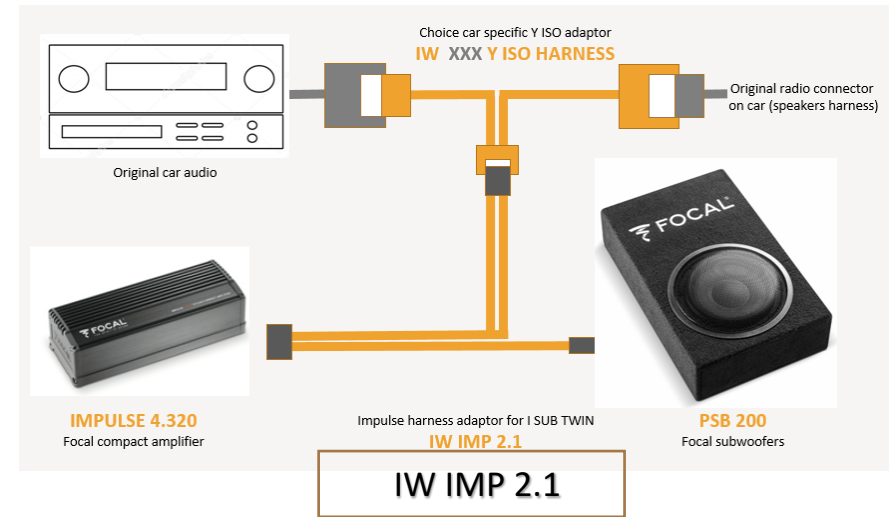
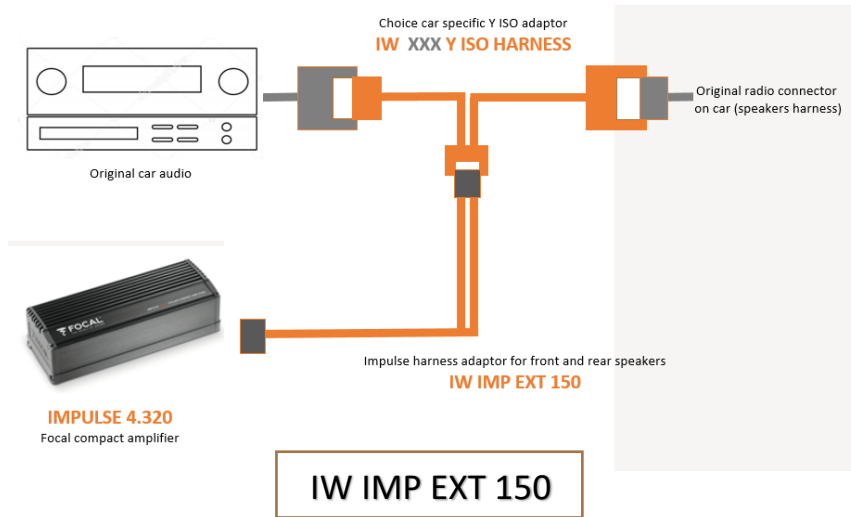


We have developed 4 dedicated extension cables for each audio solution



How to simply connect Focal *Inside* products ?


4 extensions cable for all audio solutions, and all brands



How to simply connect Focal *Inside* products ?


it's simple:

choose your car head unit Y ISO harness,
and the extension cable of the audio option you want....
Fast, easy and plug and play



Y iso harness

Dedicated for each head unit brands



Extension cable

Dedicated for each audio solution



Fast And Fit

« Dedicated cables workshop detail »



SET-UP 1 Speakers replacement

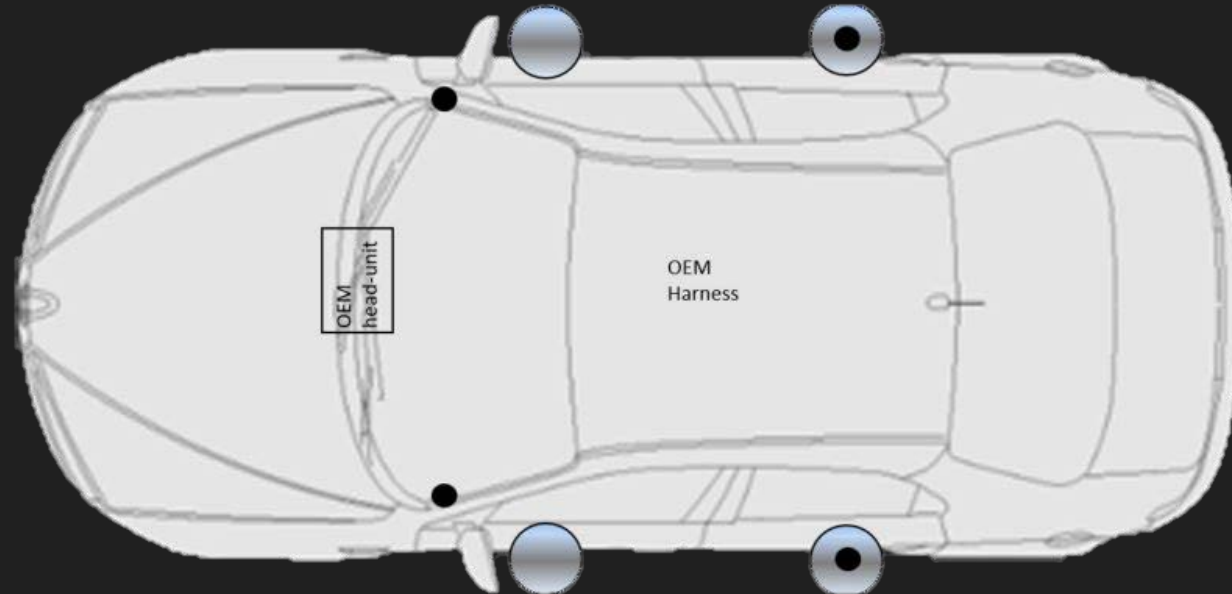


IS XXX 165

IC XXX 165

Choice your right reference and brands on www.focal-inside.com

DEDICATED INTEGRATION CABLES



Set-up 2 : Speakers replacement with IMPULSE amplifier



Y ISO HARNESS

Choice your Brand cable



IW IMP EXT 150

Front and Rear speakers



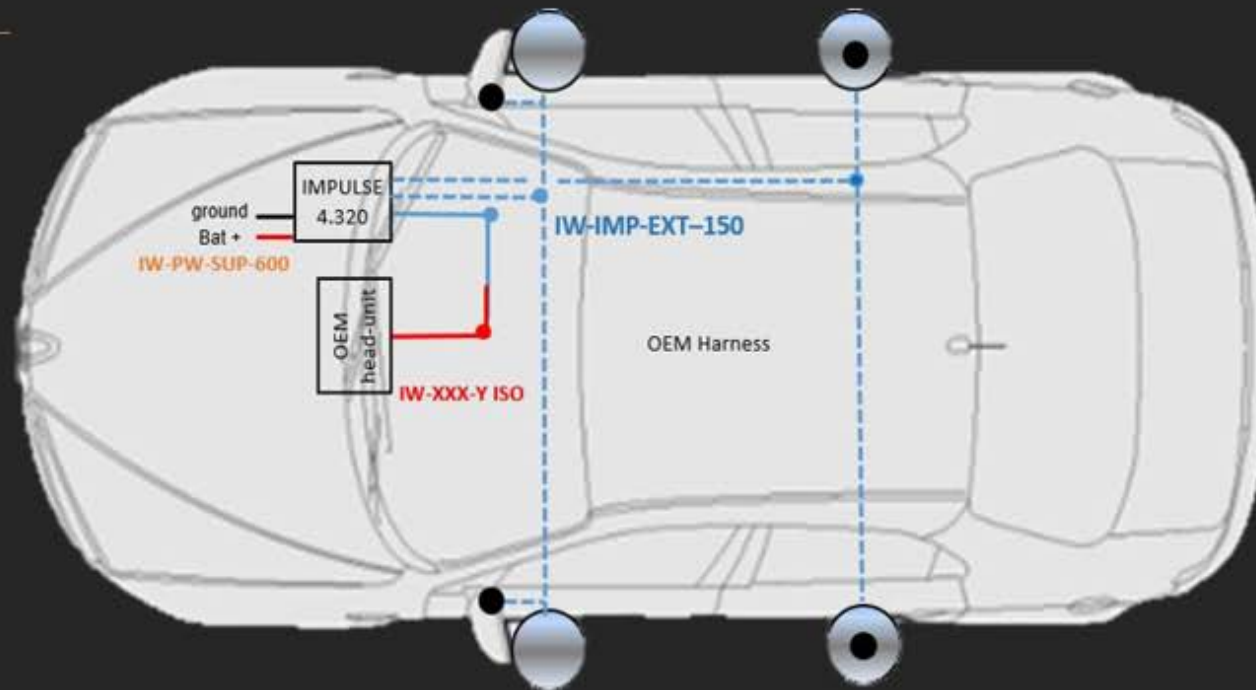
IMPULSE 4.320



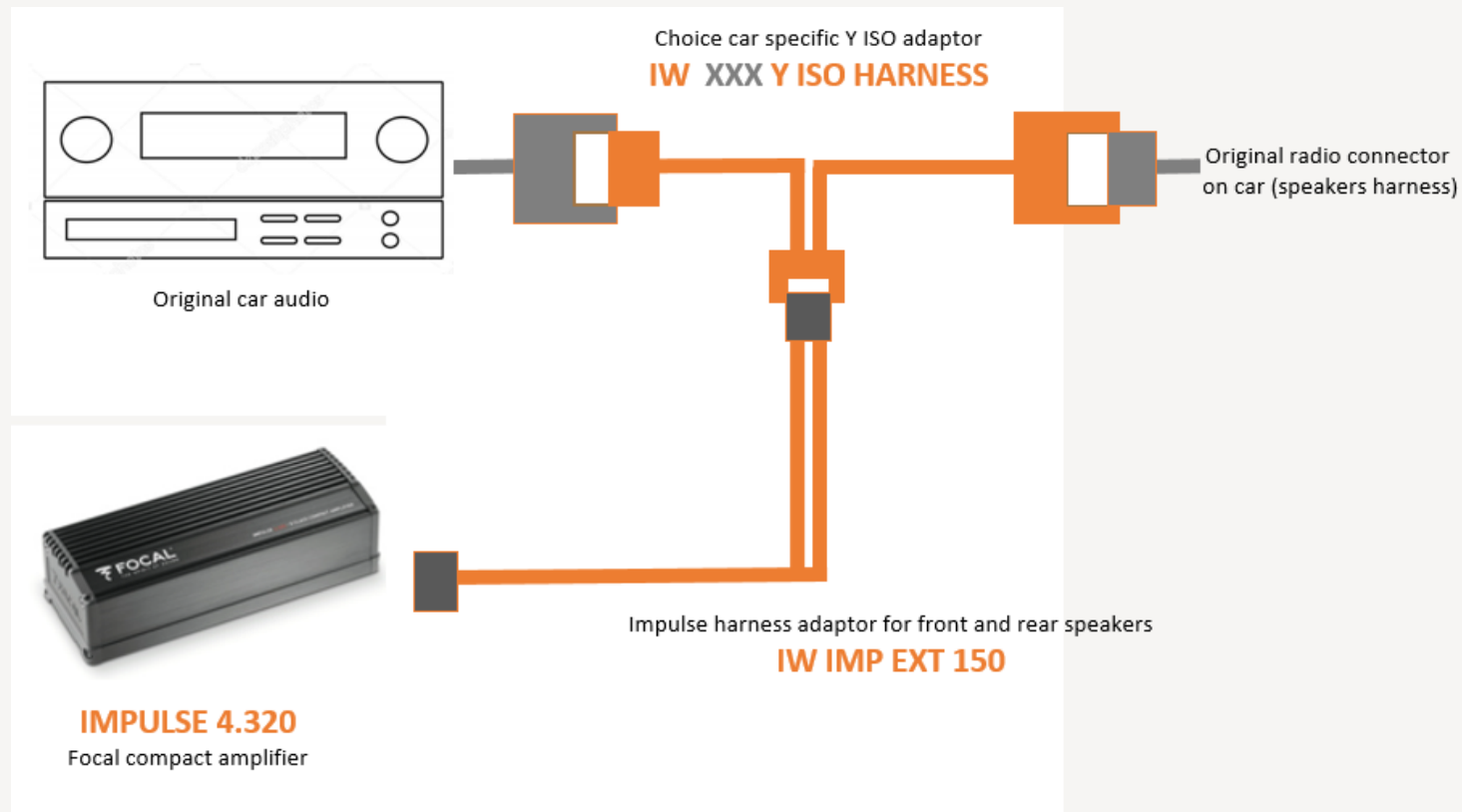
Speakers replacement

Choice your brand speakers

DEDICATED INTEGRATION CABLES



Cable explication



IW IMP EXT 150

It is very easy to upgrade the sound of your car, from the original car radio.

Have installed a cable behind the car radio on the original connectors.

Our Y ISO Harness adaptor sends the audio signal to our dedicated cable of the chosen audio solution.

Direct plug play on the Impulse 4.320 amplifier and amplify front and rear speakers.







it remains to connect a Ground and the power supply and the installation is ready.




Choice the harness référence on Focal Inside compatibility list

FOCAL / PRESENTATION

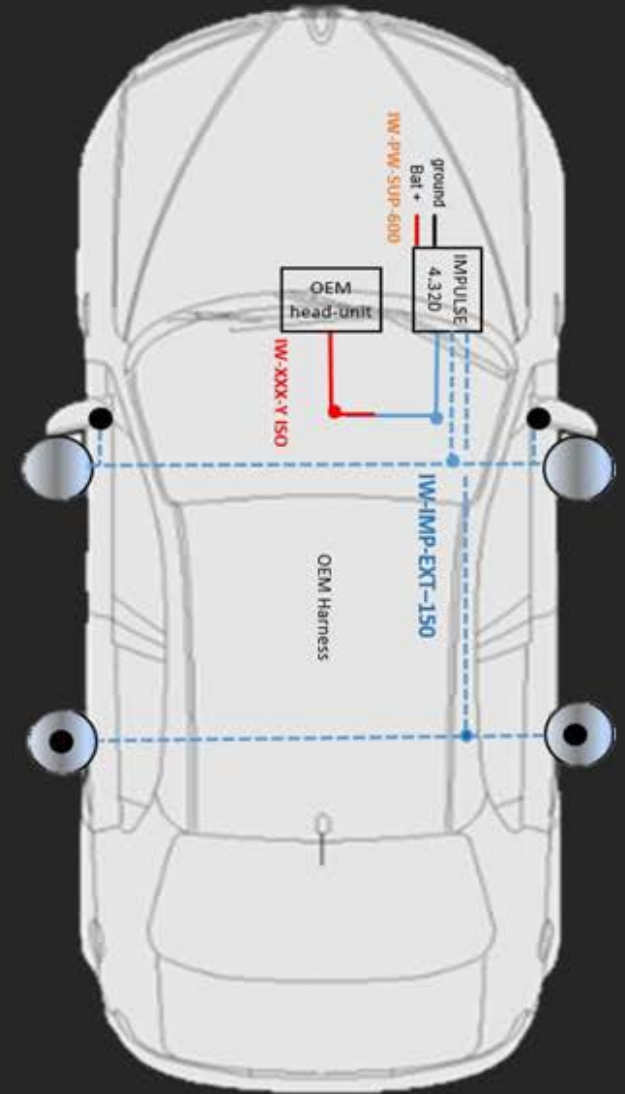
Focal Head unit
Harness solution
Y iso cables



Cable explication



IW IMP EXT 150



Full pack: Speakers replacement with IMPULSE amplifier and PSB 200



Y ISO HARNESS

Choice your Brand cable



IW IMP 2.1 HARNESS

Front and 1 subwoofer



IMPULSE 4.320



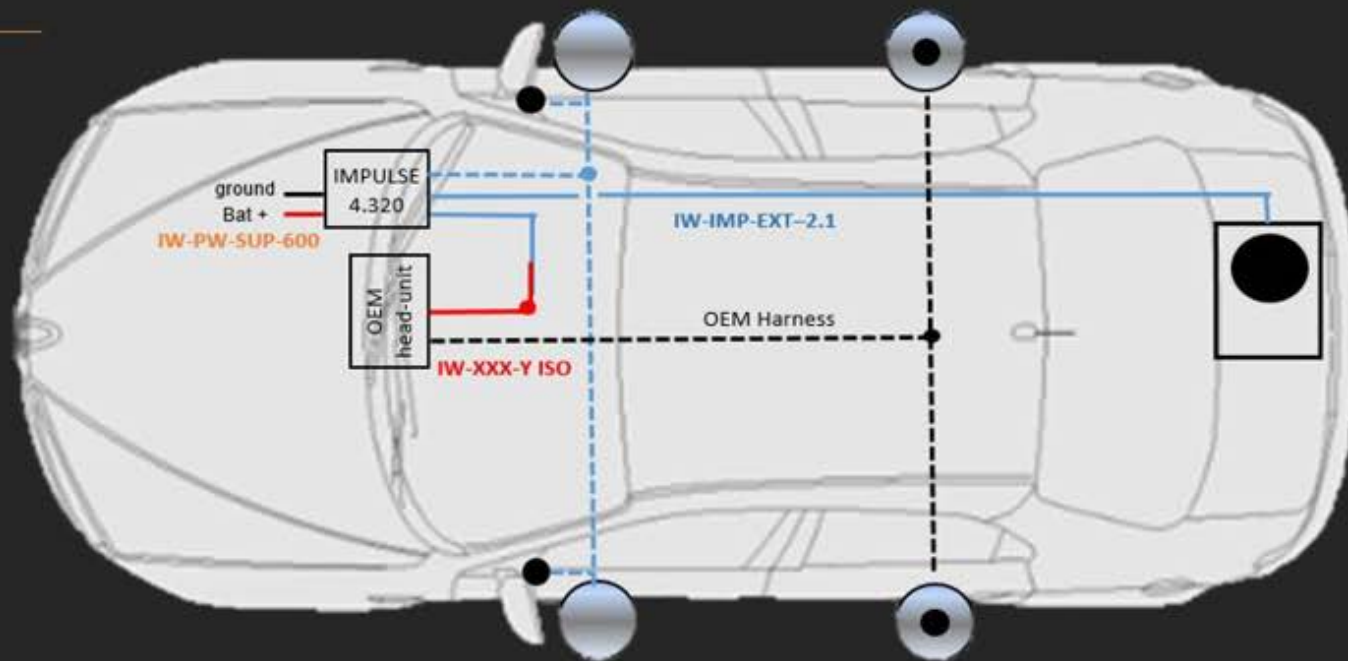
Speakers replacement

Choice your brand speakers



PSB 200

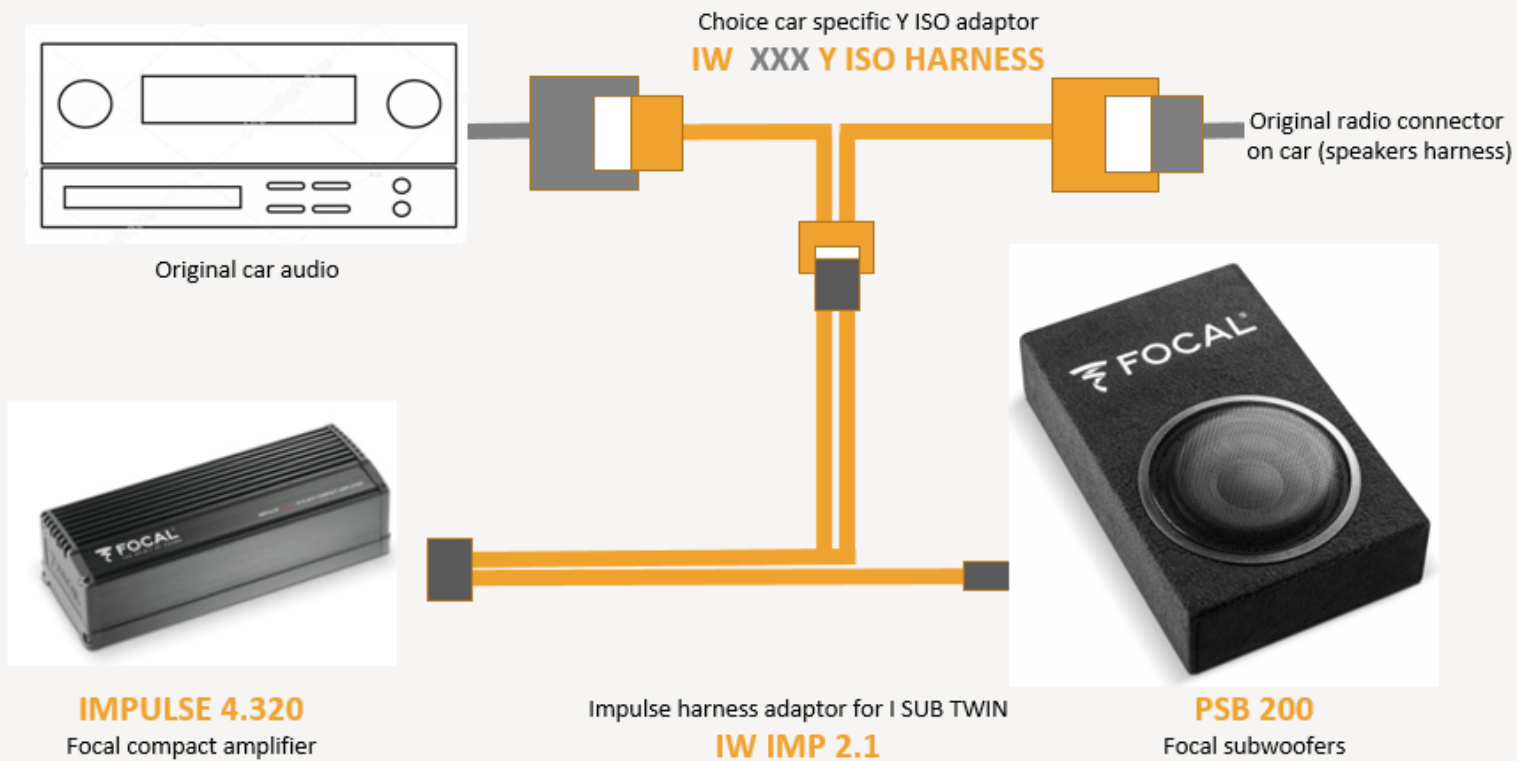
DEDICATED INTEGRATION CABLES



*Rear speakers on head unit



Cable explication



IW IMP 2.1

It is very easy to upgrade the sound of your car, from the original car radio.

Have installed a cable behind the car radio on the original connectors.

Our Y ISO Harness adaptor sends the audio signal to our dedicated cable of the chosen audio solution.

Direct plug play on the Impulse 4.320 amplifier and on sub boxes PSB200.

Direct bridge subwoofer mode.


It remains to connect a Ground and the power supply and the installation is ready.



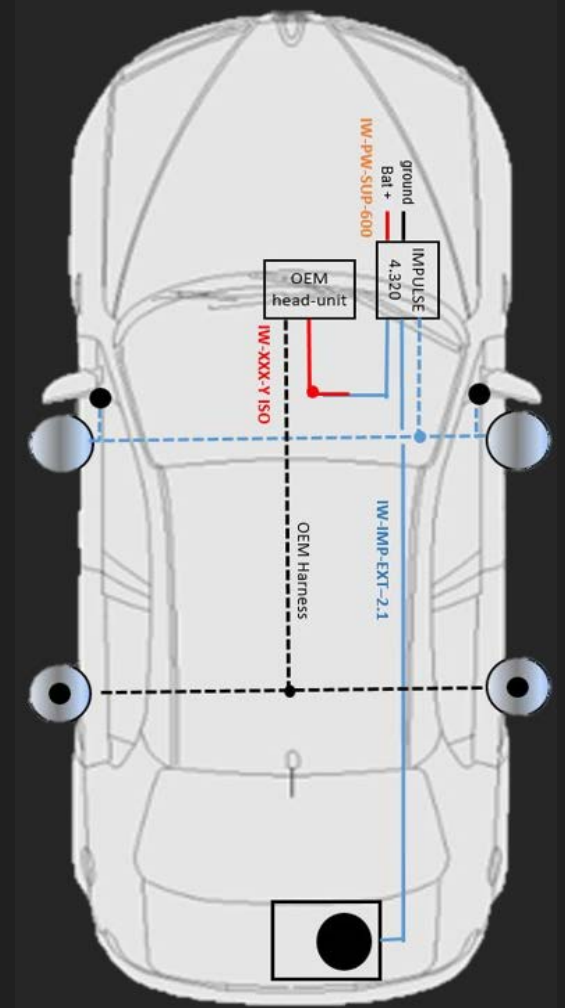
Choice the harness référence on Focal Inside compatibility list

Focal Head unit Harness solution Y iso cables								

Cable explication



IW IMP 2.1



Full pack: Speakers replacement with IMPULSE amplifier and ISUB TWIN



Y ISO HARNESS

Choice your Brand cable



IW IMP 2.1 HARNESS

Front and 2 subwoofers



IMPULSE 4.320



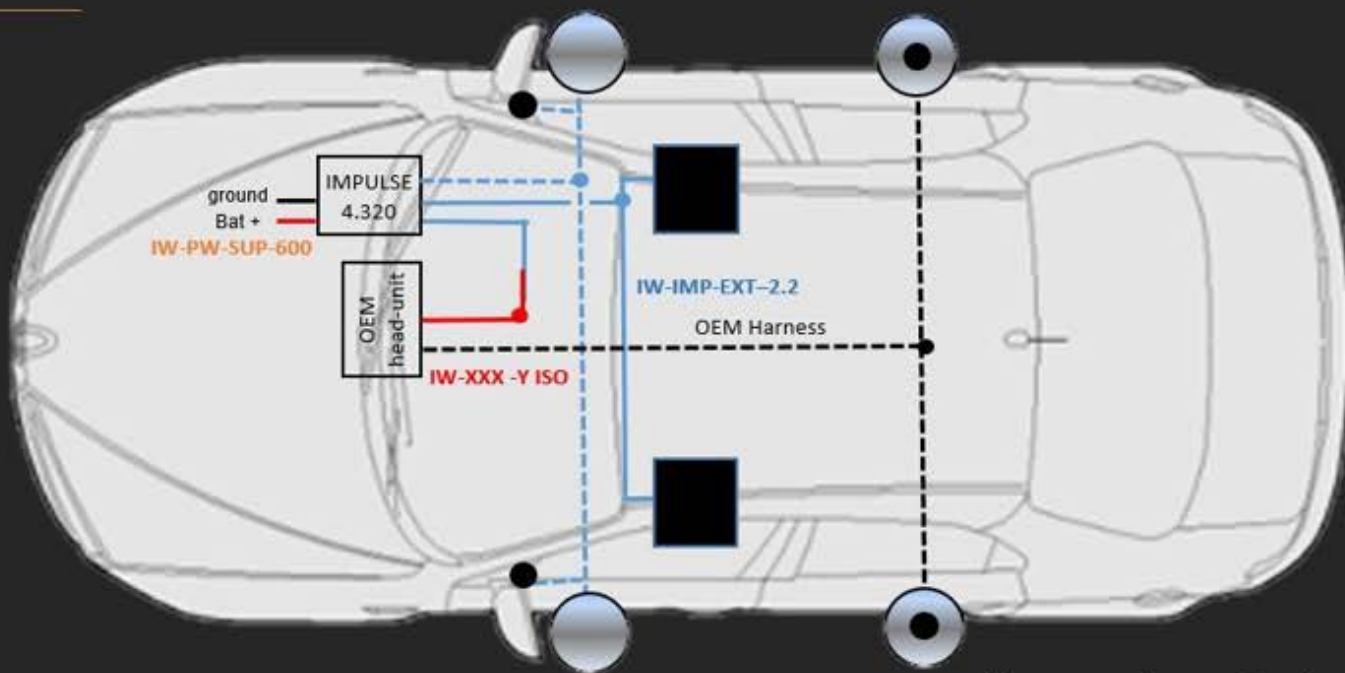
Speakers replacement

Choice your brand speakers



I SUB TWIN

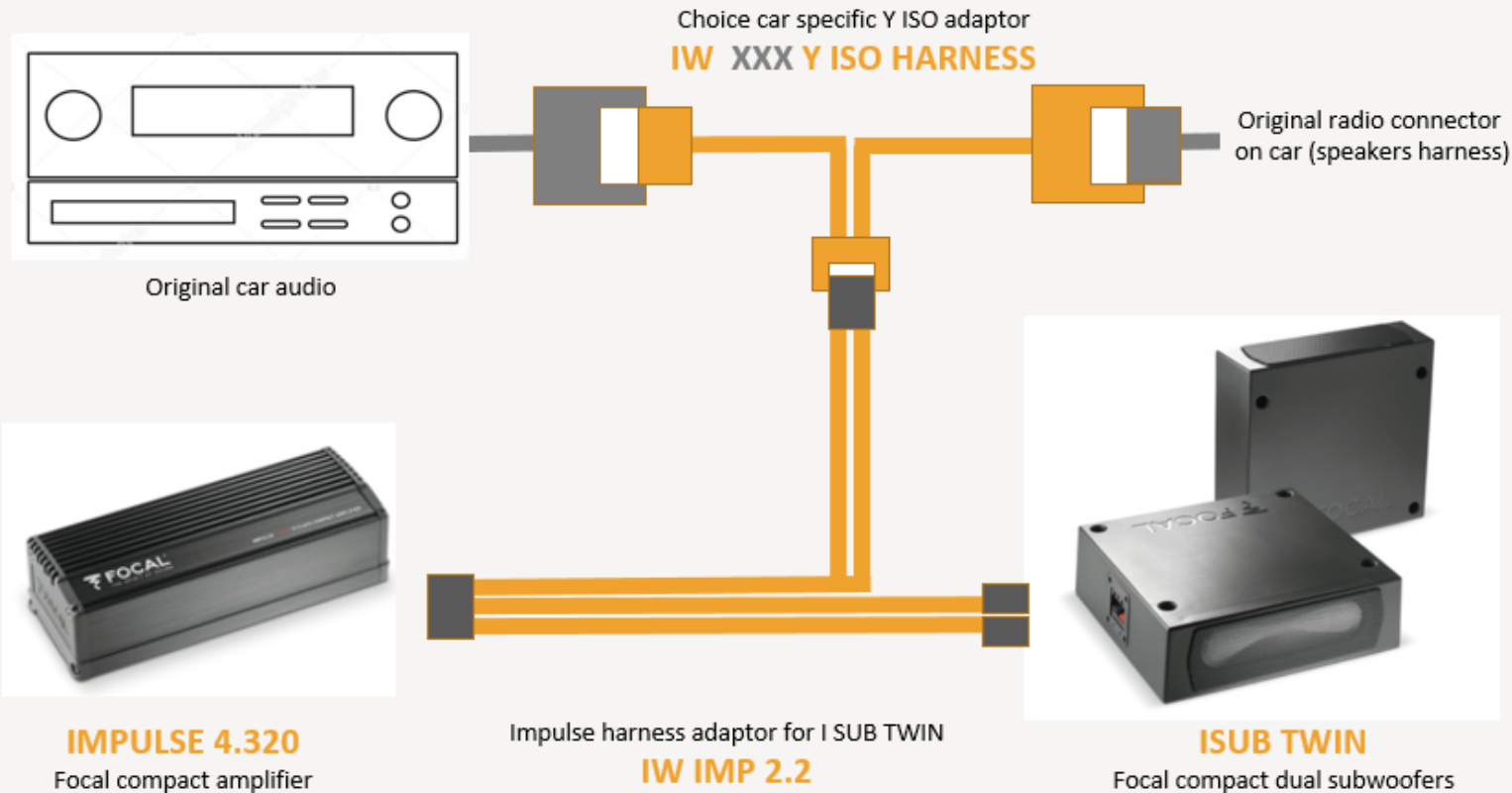
DEDICATED INTEGRATION CABLES



* Rear speakers on head unit



Cable explication



IW IMP 2.2

It is very easy to upgrade the sound of your car, from the original car radio.

Have installed a cable behind the car radio on the original connectors.

our Y ISO Harness adaptor sends the audio signal to our dedicated cable of the chosen audio solution.

Direct plug play on the Impulse 4.320 amplifier and on the two twin sub boxes with IW IMP 2.2 cable.

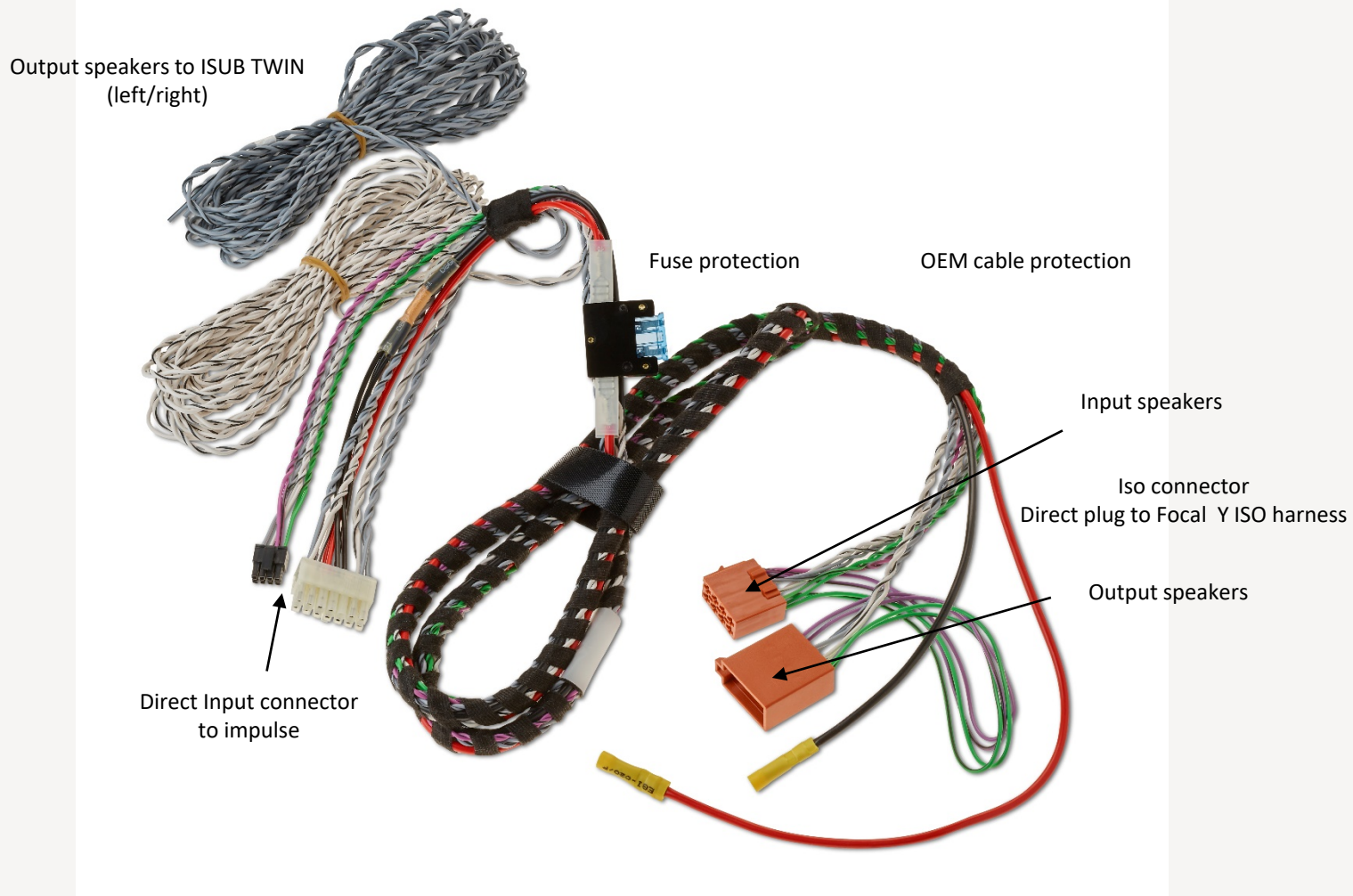
it remains to connect a Ground and the power supply and the installation is ready.



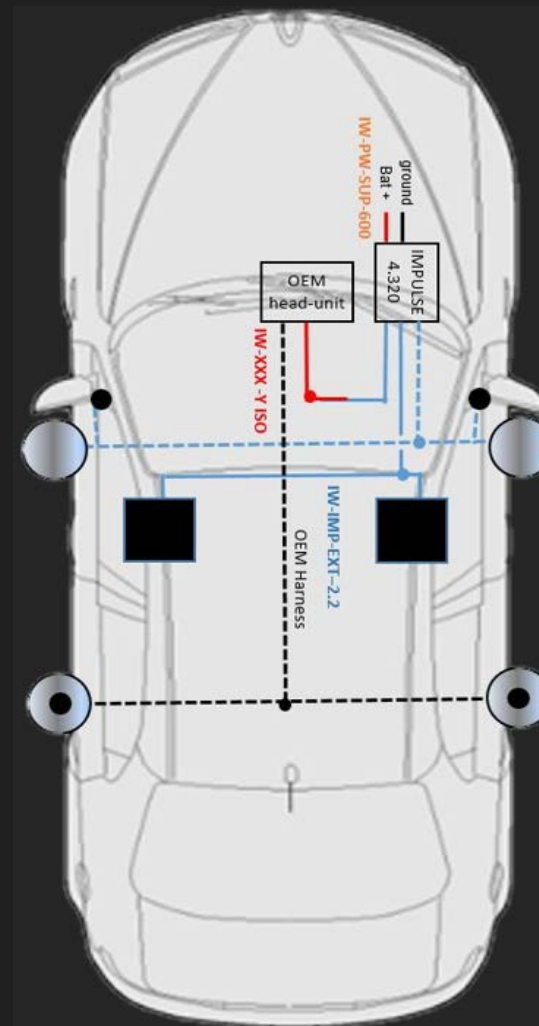
Choice the harness référence on Focal Inside compatibility list

Focal Head unit Harness solution Y iso cables								

Cable explication



IW IMP 2.2





Focal Inside cables references main brands

Head unit y iso harness adaptor

  **IW FOR YISO HARNESS**
IW FOR YISO HARNESS V2


  **IW NIS YISO HARNESS**

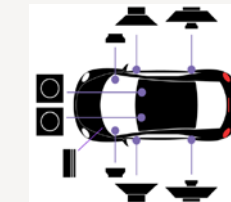
  **IW TOY YISO HARNESS**
IW TOY YISO HARNESS V2

  **IW VW YISO HARNESS**

Impulse cable extension

 **IW IMP ext 150 (2.0)** 

 **IW IMP 2.1** 

 **IW IMP 2.2** 

Mercedes

Focal Inside IW IMP 2.2 cables

Audio solution plug and play



Mercedes cable, Front speaker and both front subwoofers audio amplification.

Easy audio solution

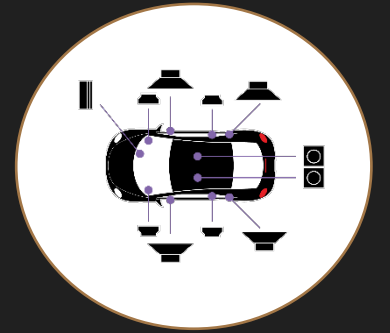
With our line of dedicated cables made for our impulse 4.320 amplifier, you will find many solutions to make a complete audio installation.

New Focal Inside cable **IW BMW IMP 2.2** can fit on **Mercedes**, You have the possibility to add impulse 4.320 amplifier and two front subwoofers, fast and easily.

(ONLY available with NGT 5 head unit, not after)

Easy installation in plug and play, just connect our Y ISO fakra and IW IMP 2,2 cables to subwoofer with Mercedes connector (included on box).

You can amplify front doors speakers, and both under seat subwoofers... Simple



Set up Mercedes: Speakers replacement with IMPULSE amplifier and ISUB MBZ 2



IW MBZ Y ISO HARNESS

Control your compatibility car



IW IMP 2.2 HARNESS

Front and 2 subwoofers



IMPULSE 4.320



Speakers replacement

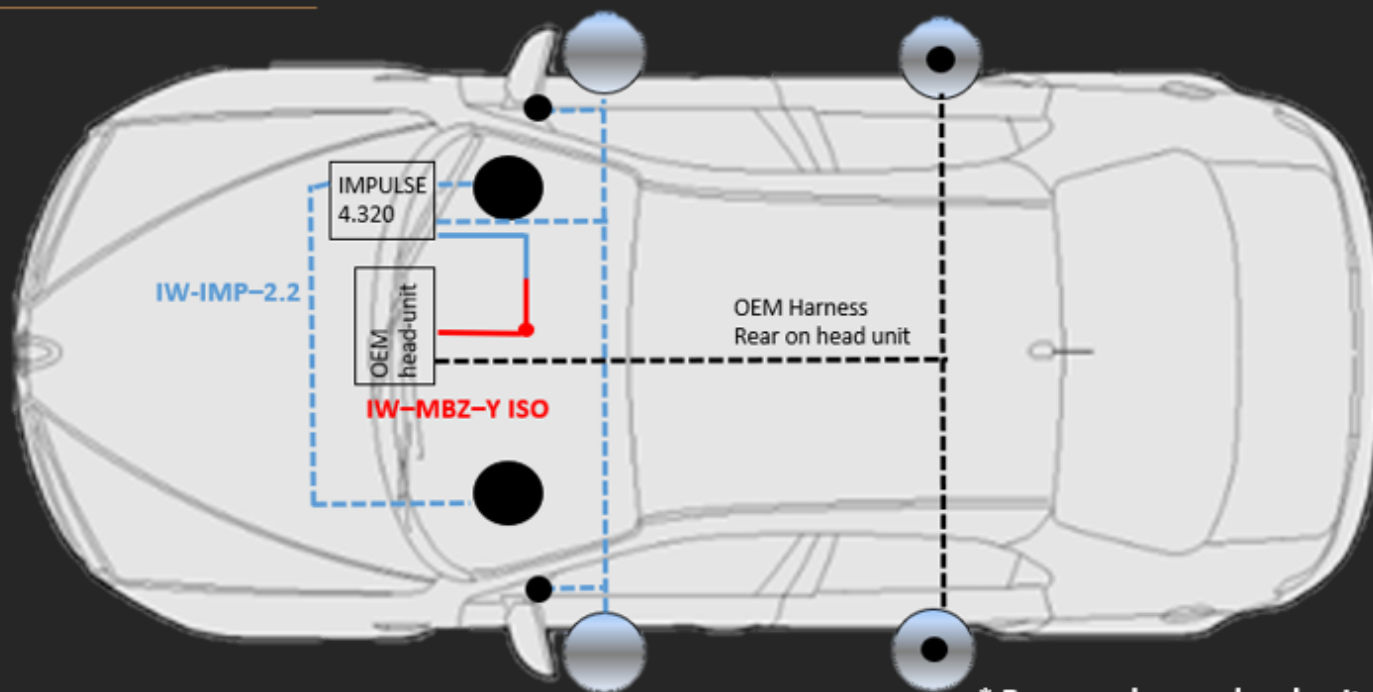
Choice your speakers



I SUB MBZ 2

Choice left or Right hand driver

DEDICATED INTEGRATION CABLES



* Rear speakers on head unit

Harness compatible with Mercedes with NGT5 head unit
Model before 2019/2020, with fakra connector.

C class w205	02/2014 – 06/2020
E class w213	04/2016 – 06/2020
GLC class 253/x253	06/2015 – 04/2019
S class w222	05/2013 – 06/2020

Warning:

After 2020 Mercedes use a Quadlock connector with second subwoofer connector for advance option.

Quadlock connector

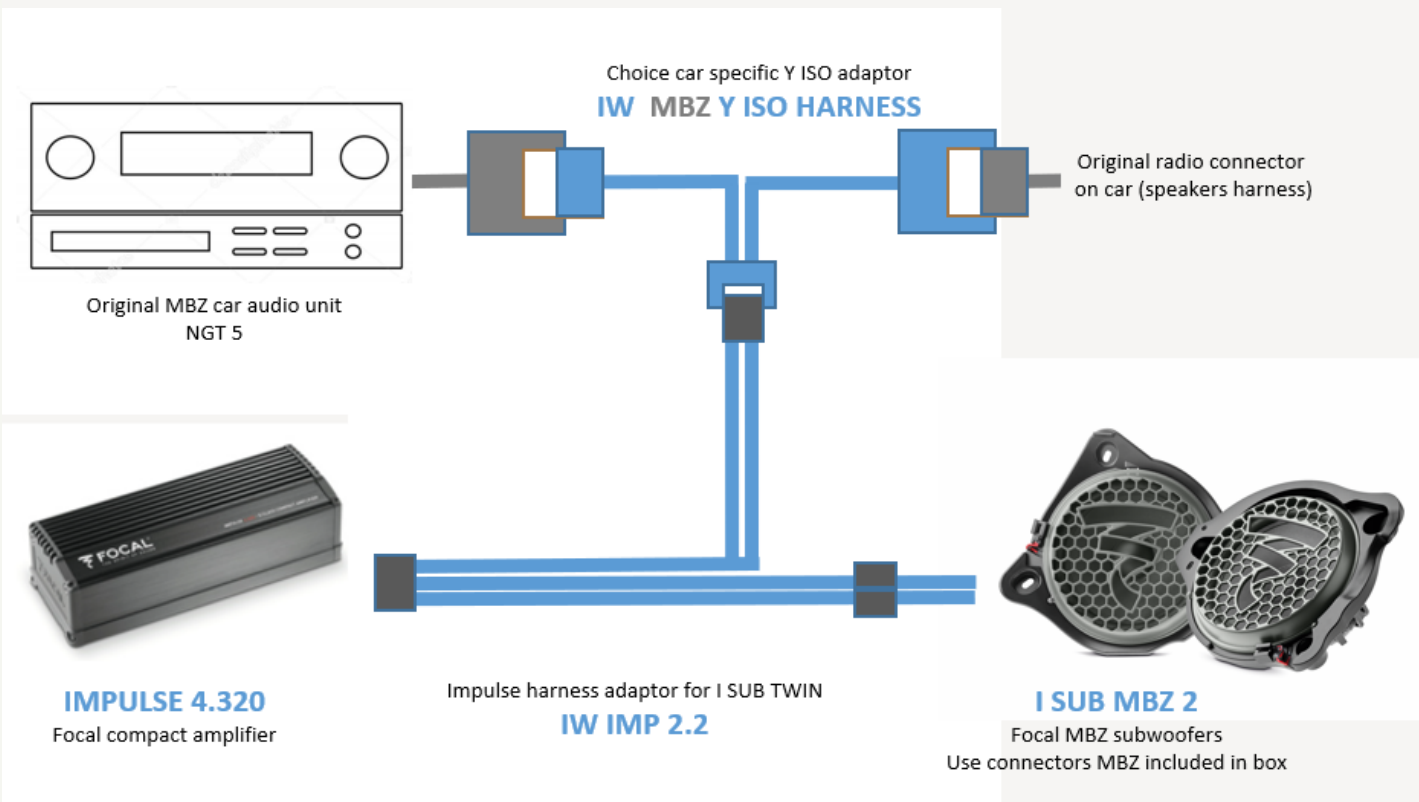


Subwoofer connector



Cable explication

Control the harness référence on **Focal** Inside compatibility List, Word Only with **NGT5 Mercedes** head unit, before 06/2019



Focal Head unit
Harness solution
Y iso cables



IW IMP 2.2

It is very easy to upgrade the sound of your car, from the original car radio.

Have installed a cable behind the car radio on the original connectors.

our Y ISO Harness adaptor sends the audio signal to our dedicated cable of the chosen audio solution.

Direct plug play on the Impulse 4.320 amplifier and on the two twin sub boxes with IW IMP 2.2 cable.

it remains to connect a Ground and the power supply and the installation is ready.



EXTENSION CABLE IW IMP 2.2

IW – IMP – 2.2

Extension cables IMPULSE 4.320

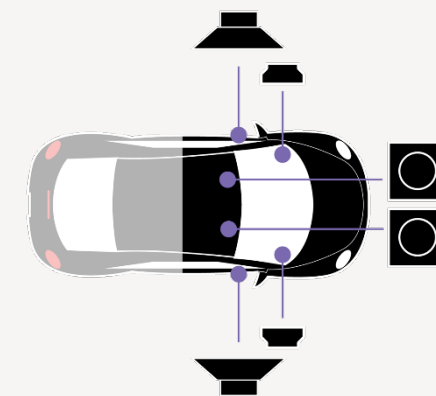
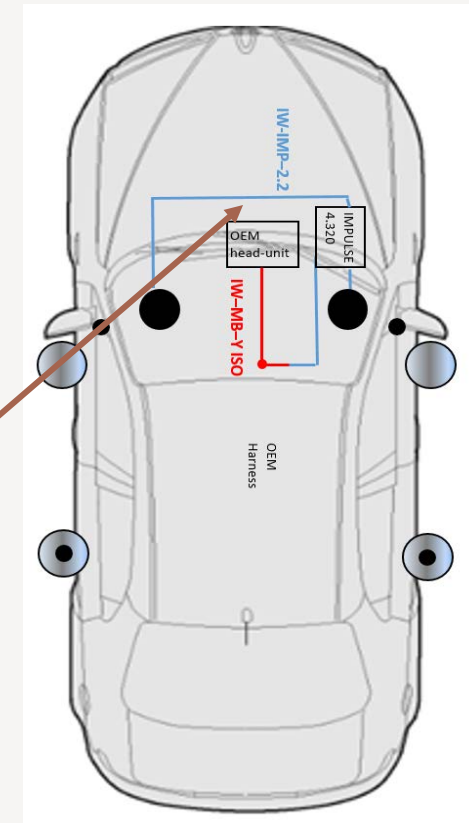
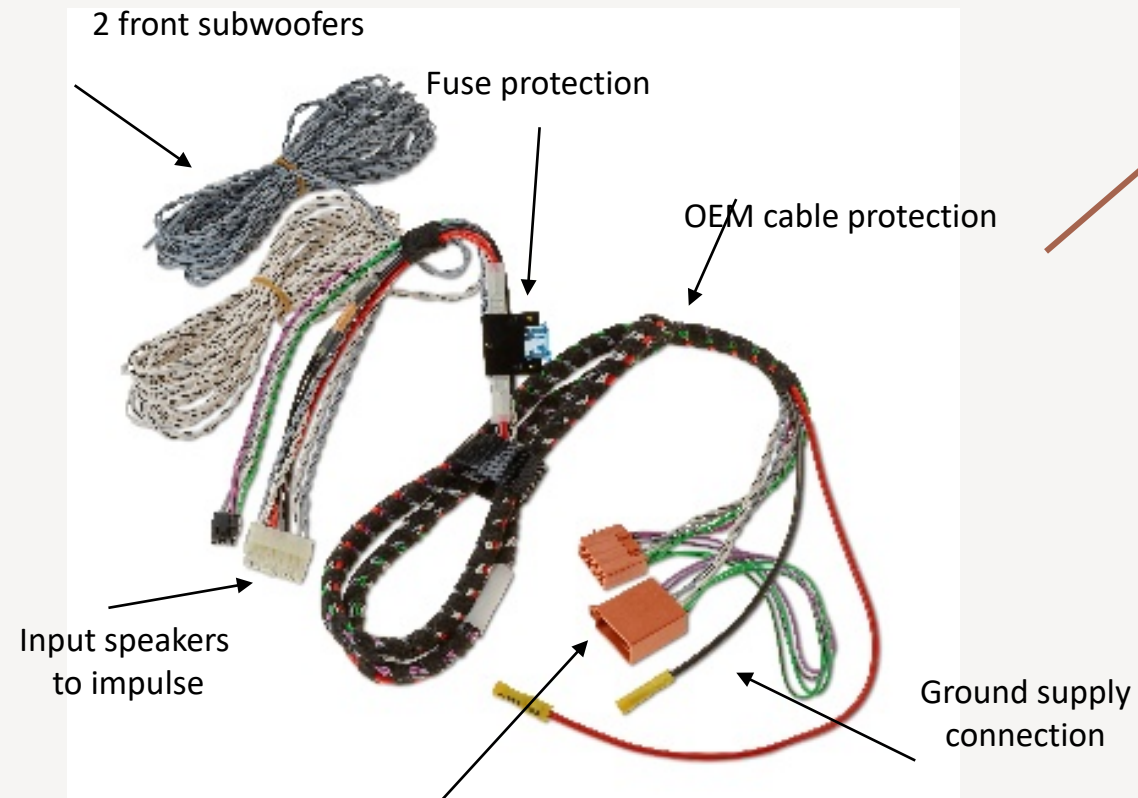
Connect the head-unit harness with ISO connector, in Amplifier IMPULSE 4.320 with specific connectors.

With the iso connector we recover the signal at the iso output of the car head unit, and after amplifying it we send it back to the front speakers using the original car harness. 2 rear channel Impulse can manage 2 front subwoofers, better with 2ohms speakers.

This cable simply the impulse connection in each car. The IMPULSE 4.320 amplifier allows you to amplify the front speakers and front subwoofers **2x50w front 2 x80w rms 2ohms subwoofers.**

If the power supply allows you to directly connect the impulse to the dedicated connectors of the Focal Y ISO harness. The search for position and ground power is then completely simplified.

2 x Subwoofer cable to connect
2 front subwoofers



Mercedes Warning

Harness compatible with Mercedes with NGT5 head unit
Model before 2019/2020, with fakra connector.

C	class w205	02/2014 – 06/2020
E	class w213	04/2016 – 06/2020
GLC	class 253/x253	06/2015 – 04/2019
S	class w222	05/2013 – 06/2020

Warning:

After 2020 Mercedes use a Quadlock connector with second subwoofer connector for advance option.

Quadlock connector



Subwoofer connector



IW MBZ Y ISO HARNESS



BMW / MINI

Focal Inside IW BMW IMP 2.1 cables



Audio solution plug and play

BMW cable, Front speaker and both subwoofers under seat audio amplification.

Easy audio solution

With our line of dedicated cables made for our impulse 4.320 amplifier, you will find many solutions to make a complete audio installation.

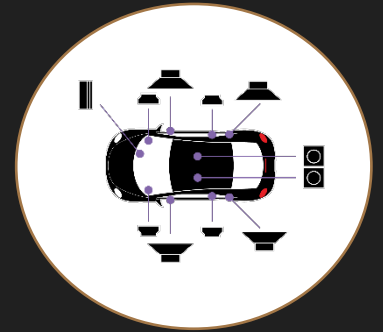
New Focal Inside cable **IW BMW IMP 2.1** dedicated to **BMW/MINI**, You have the possibility to add impulse 4.320 amplifier and two under seat subwoofers, fast and easily.

No need to remove head unit.

(Not available with GPS pro, top Hifi and Harman Kardon option)

Easy installation in plug and play, just connect our Y cables to subwoofer with BMW connector.

and you can amplify front doors speakers, and both under seat subwoofers.... Simple



FULL pack: Speakers replacement with IMPULSE amplifier and I SUB BMW 2



IW BMW IMP 2.1 HARNESS

Front and 2 subwoofers



IMPULSE 4.320



BMW Speakers replacement

Choice your speakers size

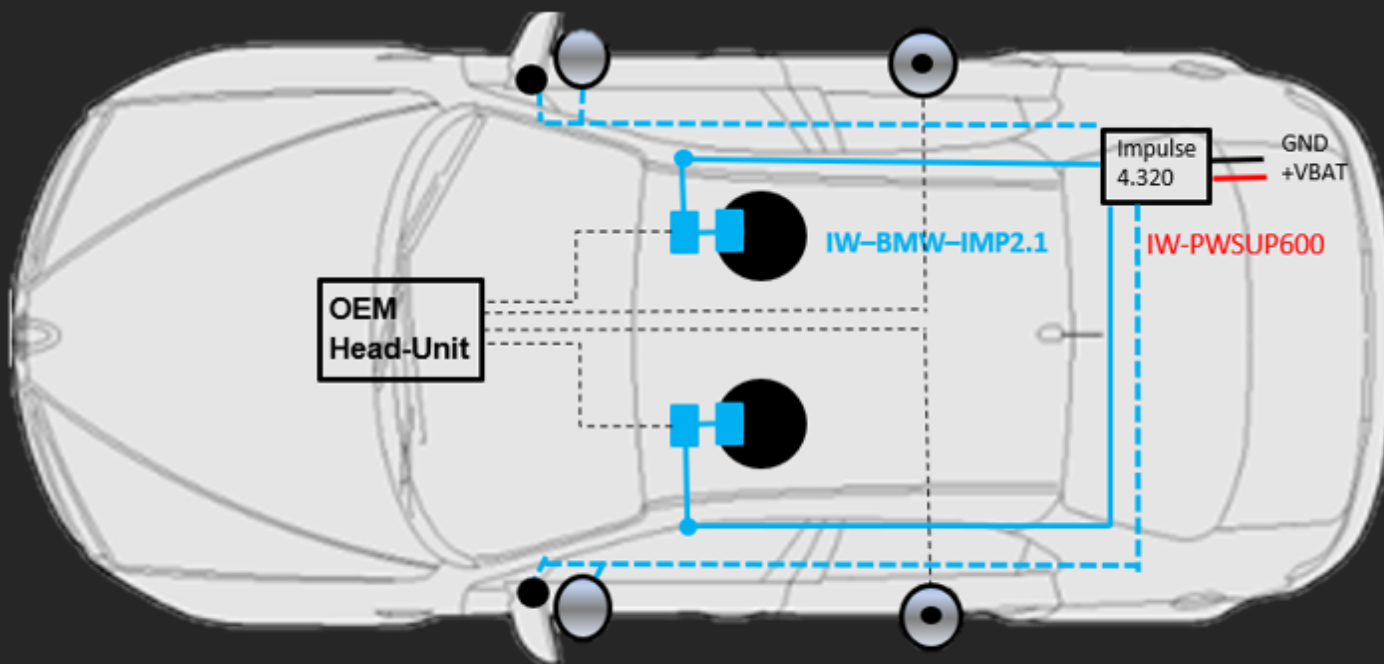
IS/IC BMW 100/100L



I SUB BMW 2

2 ohms subwoofers

DEDICATED INTEGRATION CABLES

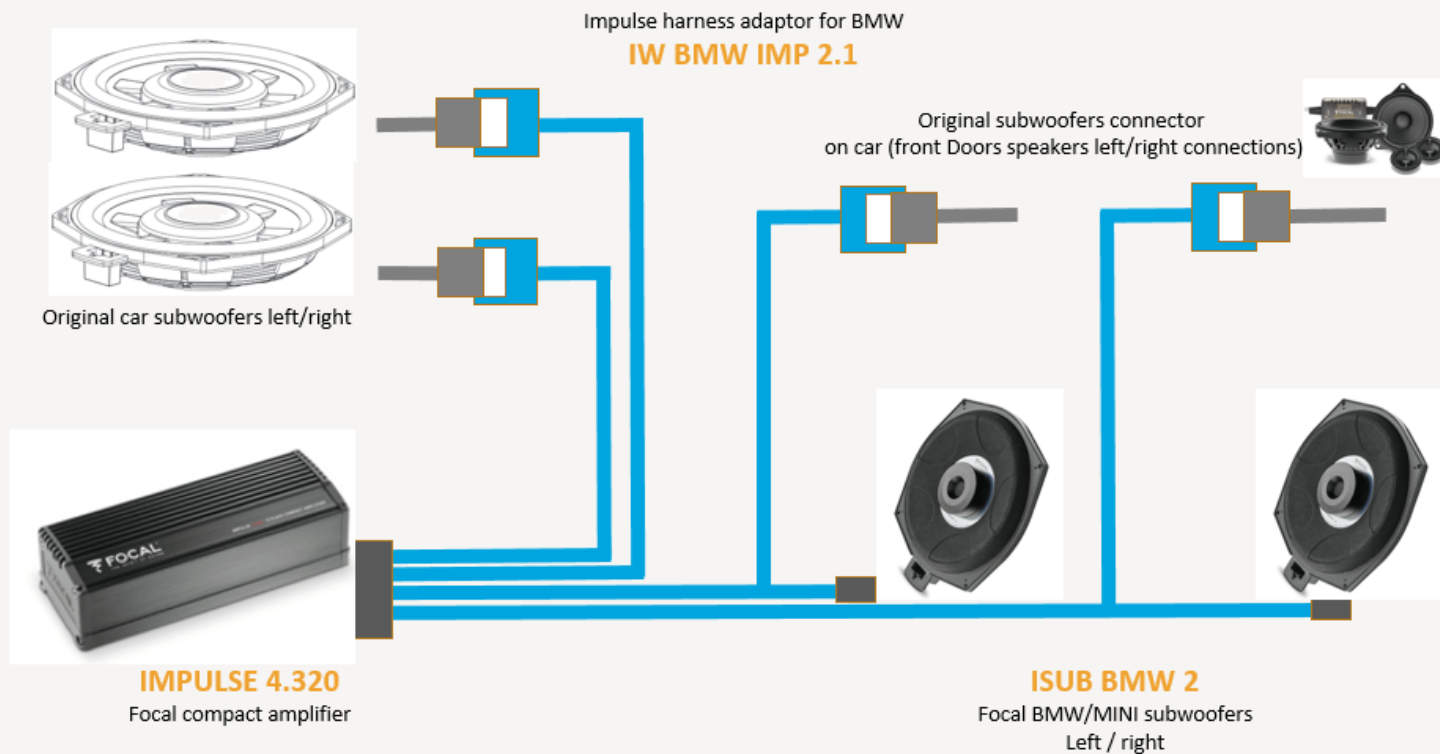


* Rear speakers connect on head unit

Our audio solutions with amplifiers and our dedicated cables are not compatible with BMW that have a car radio box, or original amplifier in the car. In this case we do not have a plug and play solution, an adaptation is necessary.

BMW audio system details	Commentary
BMW AUDIO STANDARD	You can replace all speakers, front, rear, subwoofers 4 ohms, without after market amplifier upgrade.
BMW AUDIO STANDARD	You can replace all speakers, front, rear, subwoofers 2 ohms. with adding Impulse 4.320 amp with specific cable IW BMW IMP 2.1.
BMW AUDIO STANDARD with GPS pro (big screen)	You can replace all speakers, front, rear, subwoofers. no plug and play amplifier solution.
BMW AUDIO TOP HIFI S676 OPTION	You can replace all speakers, front, rear, subwoofers 4 ohms. no plug and play amplifier solution.
BMW AUDIO HARMAN KARDON OPTION	You can replace main speakers, front, rear, but not the subwoofers. HK used 7 ohms subwoofer, not compatible with focal sub. No plug and play amplifier solution.

Cable explication



This cable is compatible with cars with 4 wires in the subwoofer connectors under the seats.

IW BMW IMP 2.1

On standard BMW audio versions, the audio signal from the front doors is parallel to the front subwoofers.


The audio signal coming out of the car radio goes through the subwoofers under the seats to go into the doors.

Our IW BMW IMP 2.1 focal cable allows to recover the signal on this BMW sub connectors, left and right.

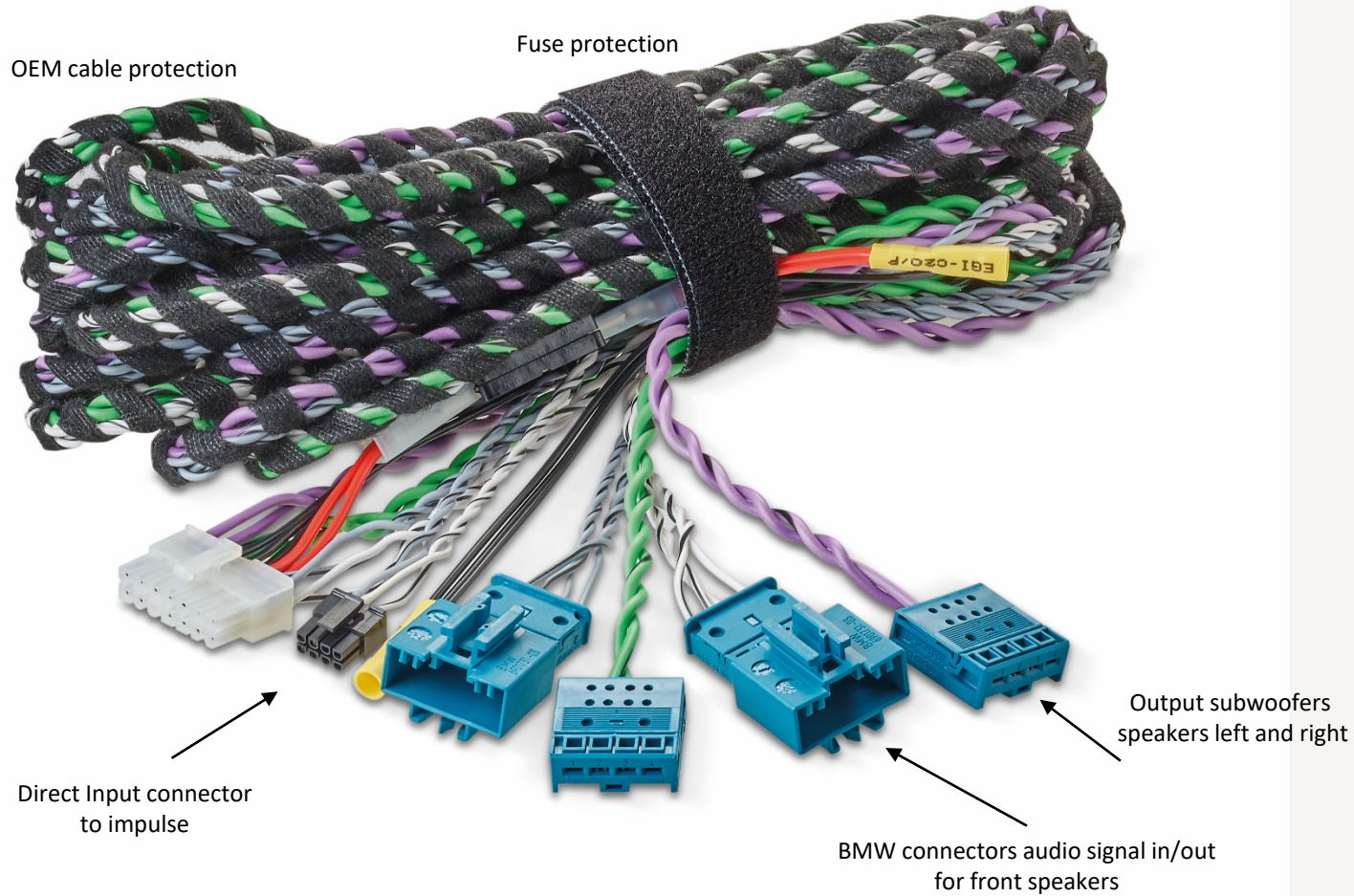
Direct to amplify it with our impulse 4.320.

to separate it, 2 channels for the front doors, and two channels for the two subwoofers left and right.


With the settings of the impulse, this will give you an extraordinary update, and simply without disassembling the car radio.



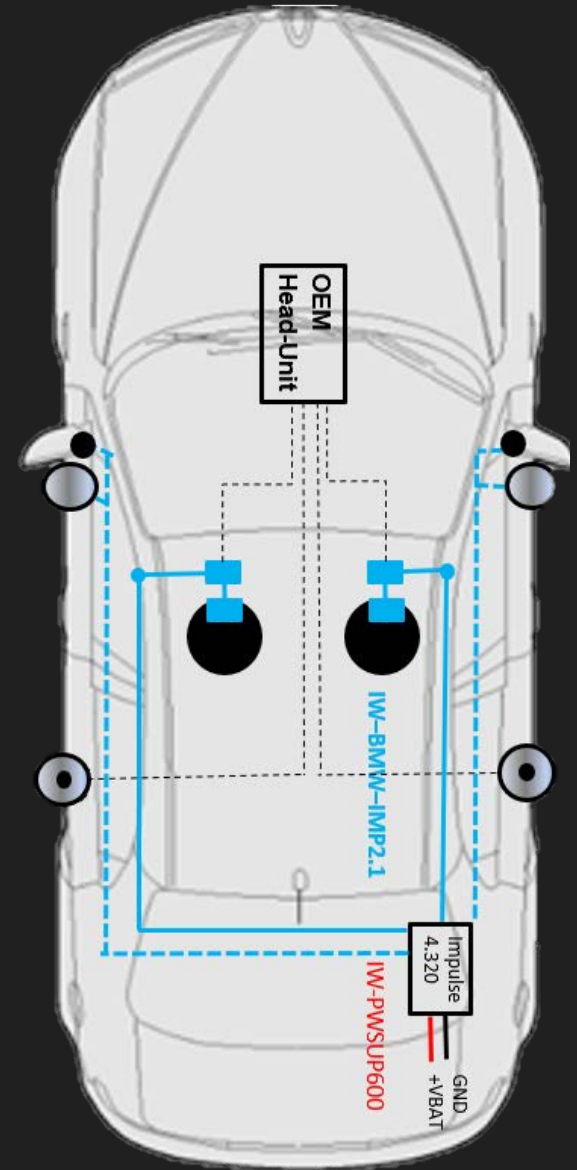
Cable explication



Focal Head unit
Harness solution
Y iso cables for other update



IW BMW IMP 2.1



Focal Inside cables references

Head unit y iso harness adaptor

		IW BMW YISO HARNESS
		IW FOR YISO HARNESS
		IW FOR YISO HARNESS V2
		IW NIS YISO HARNESS
		IW MBZ YISO HARNESS
		IW PSA YISO HARNESS
		IW REN YISO HARNESS
		IW TOY YISO HARNESS
		IW TOY YISO HARNESS V2
		IW VW YISO HARNESS

Impulse cable extension

	IW BMW IMP 2.1	
	IW IMP ext 150 (2.0)	
	IW IMP 2.1	
	IW IMP 2.2	