

# Larval descriptions of the family Porcellanidae: A worldwide annotated compilation of the literature (Crustacea, Decapoda)

María José Vela<sup>1</sup>, Juan Ignacio González-Gordillo<sup>1</sup>

<sup>1</sup> Instituto Universitario de Investigación Marina INMAR, Universidad de Cádiz, Campus de Excelencia Internacional del Mar (CEIMAR). 11510- Puerto Real, Cádiz, Spain

Corresponding author: Juan Ignacio González-Gordillo ([nacho.gonzalez@uca.es](mailto:nacho.gonzalez@uca.es))

---

Academic editor: S. De Grave | Received 10 November 2015 | Accepted 30 December 2015 | Published 16 February 2016

---

<http://zoobank.org/33DCD77D-7065-4133-AAEC-4AE8F6123E92>

---

**Citation:** Vela MJ, González-Gordillo JI (2016) Larval descriptions of the family Porcellanidae: A worldwide annotated compilation of the literature (Crustacea, Decapoda). ZooKeys 564: 47–70. doi: 10.3897/zookeys.564.7018

---

## Abstract

For most of the family Porcellanidae, which comprises 283 species, larval development remains to be described. Full development has been only described for 52 species, while part of the larval cycle has been described for 45 species. The importance of knowing the complete larval development of a species goes beyond allowing the identification of larval specimens collected in the plankton. Morphological larval data also constitute a support to cladistic techniques used in the establishment of the phylogenetic status (see Hiller et al. 2006, Marco-Herrero et al. 2013). Nevertheless, the literature on the larval development of this family is old and widely dispersed and in many cases it is difficult to collect the available information on a particular taxon. Towards the aim of facilitating future research, all information available on the larval development of porcellanids has been compiled. Following the taxonomic checklist of Porcellanidae proposed by Osawa and McLaughlin (2010), a checklist has been prepared that reflects the current knowledge about larval development of the group including larval stages and the method used to obtain the larvae, together with references. Those species for which the recognised names have been changed according to Osawa and McLaughlin (2010) are indicated.

## Keywords

Checklist, larval development, Anomura, zoea, megalopa

## Introduction

Porcellanidae, commonly known as porcelain crabs, is a family of decapods belonging to the infraorder Anomura (Crustacea, Decapoda). The group comprises 283 species according to the classification proposed by Osawa and McLaughlin (2010). Like most decapods, their life cycle contains a planktonic larval phase presenting various morphological changes during ontogenic development; this produces different larval morphologies that vary even within the same species. This high inter- and intra-specific morphological diversity poses many difficulties both for the identification of specimens from plankton samples and for the taxonomic description of undescribed larval stages. Morphological studies are thus of crucial importance if such problems are to be overcome.

Although decapod larvae were first described almost 250 years ago (*Cancer pagurus*, described as *Cancer germanicus* by Linnaeus, 1767), the morphology of a porcellanid larva was not described until 1835, when J. Vaughan Thompson published a brief description of a larva of *Porcellana* reared from eggs of females collected in British waters. Eight years later, Dujardin (1843) presented for the first time a more comprehensive description of a porcellanid larva, describing the zoeal stage of *Pisidia longicornis* (as *Porcellana longicornis*). Numerous descriptions of the larval stages have been published during more than 170 years. The number of published descriptions of the larval morphology of porcellanids, and of other groups of decapods, has grown exponentially since the 1960's (Martin 1984, Rice 1993). Several researchers, including Gore (1968–1977) or the team constituted by Hernández, Bolaños and Graterol (see papers from 1996 to 2012), have made special contributions to knowledge of porcellanid larval morphology.

González-Gordillo et al. (2001) showed that, in addition to the limited number of descriptive studies on decapod larval morphology, a large percentage are based on organisms collected from plankton samples or reared under laboratory conditions from females that were not accurately identified. Furthermore, several published larval descriptions are brief or very general, with inadequate illustrations that are far from the well-accepted standard proposed by Clark et al. (1998).

In addition, the literature on larval descriptions is scattered or very old; since literature of this kind is often not available in digital formats for download or online request, or it has been published in local scientific journals (“grey” literature), it is complicated to access it using common bibliographic search engines. As a consequence, in studies requiring the identification of planktonic organisms (with the eventual need to present identification keys), or in morphological studies in which new larval stages are described, where it becomes necessary to compare results with those reported in previous publications of larval descriptions, the researcher has a difficult task in compiling the available information for the target taxon. Although this situation has yielded publication of several bibliographic compilations for brachyurans, like those of Gurney (1939), Soltanpour-Gargari et al. (1989), Martin (1984), Wear (1985), Wehrtman and Baez (1997) and González-Gordillo et al. (2001), there is still no published compilation on porcellanids on a worldwide basis.

Many larval publications first appeared more than 30 years ago; for example according to González-Gordillo et al. (2001), 86.6 % of the descriptions made for species of decapods from the Gibraltar Strait were published more than 25 years ago. The scientific name of a species described then could have changed, or two or more different species could have been reclassified as one species. This complicates even further the bibliographic search because a search using the current name of a target species will almost certainly omit old studies of that species under a name that has changed or been superseded.

Therefore, the objective of this study is three-fold: 1) to compile the available literature on porcellanid larval morphologies; 2) to record the possible changes in the nomenclature of species, or synonymies; and 3) to describe the state-of-the-art on the larval development of species belonging to the family Porcellanidae.

## Methods

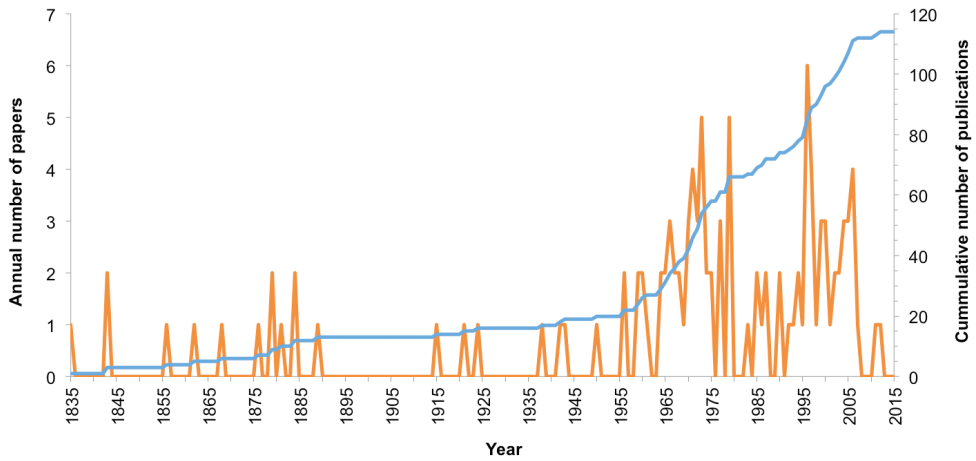
The data set of this study comprises a total of 133 entries obtained from 83 published papers (from 1835 to 2012). Search engines and scientific databases such as *Google Scholar*, *Scopus*, *Science Direct* and *Web of Science* have been used for the bibliographic compilation. The current total number of porcellanid species and the taxonomic classification used for the present checklist follow those of Osawa and McLaughlin (2010). The current validity of the species has been also checked by consulting the *World Register of Marine Species* (<http://www.marinespecies.org>).

In the checklist, the status of current knowledge of the larval development is specified for each species as follows: i) the author(s) and the date of publication of the larval description; ii) the specific larval stages described, using the following classification: prezoal stage (PR), first to fifth zoal stage (Z1-5), and megalopal stage (M); iii) the method used to obtain the larvae, according to the following designations: from plankton samples (PI), larvae reared under laboratory conditions from an identified ovigerous females (Lab) and larvae obtained from plankton and by instar-to-instar laboratory rearing, from unknown parentage, but often a species recognizable from its postlarval or juvenile stages (P+L). Entries marked with asterisk mean that the larval description available, in our opinion, is accurate enough to establish comparisons with other species and have all stages fully described and illustrated. In the checklist, if the taxonomical name of the species described does not match the current taxonomic name according to Osawa and McLaughlin (2010), this is indicated by 'as' followed by the name of the species cited in the description.

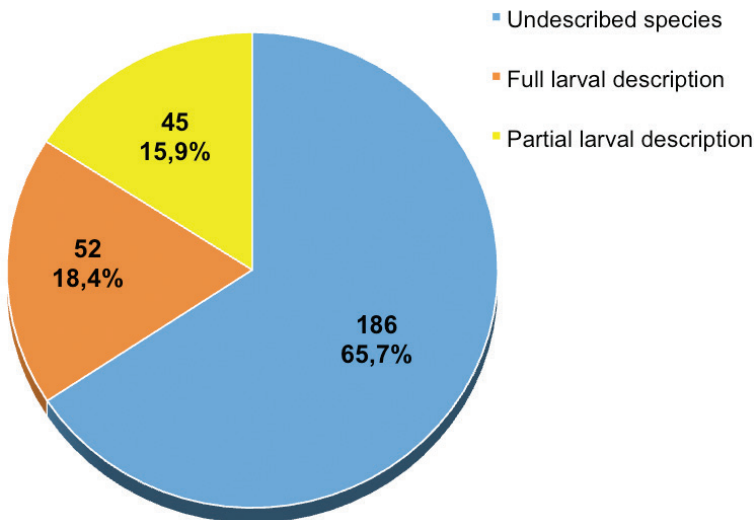
## Results

The larval development of porcellanids usually consists of two zoal stages and one megalopal stage, with the exception of *Petrocheles spinosus*, which has five zoal stages.

Description of the larval development of porcellanids first appeared in 1843, when Dujardin published a description of the first zoal stage of *Pisidia longicornis*, referred

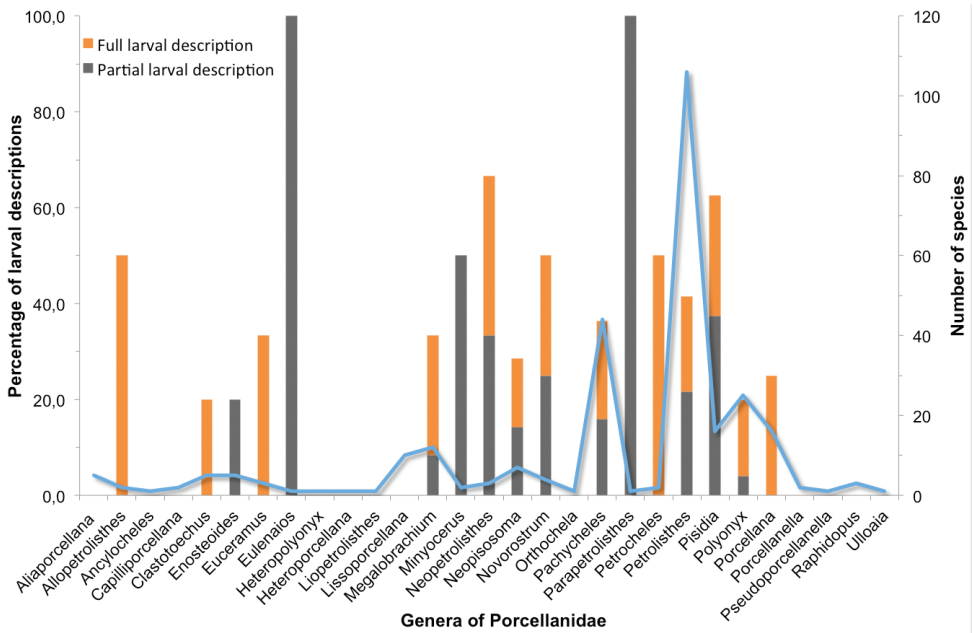


**Figure 1.** Number of papers describing the larval morphology of porcellanids. Number of publications per year (left-hand scale) and cumulative number of publications represented by the blue line (right-hand scale).



**Figure 2.** Number and proportion of porcellanid species (N = 283) for which undescribed species (blue sector), full larval description (orange sector) and partial larval description (yellow sector) exists.

to as *Porcellana longicornis*. The larval descriptions available were poor in number until the 1960's and 1970's, when an increasing trend in the number of publications is observed; this was possibly due to the increased number of scientists specializing in this area, to the increased facilities for cultivating larvae in laboratory conditions, and to the advances in microscope technology (Rice 1993). The historical peak for the number of publications per annum occurred in the late 1990's and at the beginning of the current century.



**Figure 3.** State of current knowledge of larval development of Porcellanidae, grouped by genus. Shown in orange is the percentage of species for which larval development has been completely described. Shown in grey is the percentage of species for which only some of the larval stages have been described (left-hand scale). The total number of species per genus is also represented with a solid blue line (right-hand scale).

Currently, the family Porcellanidae family consists of 283 species (Osawa and McLaughlin 2010). Complete larval development has been described for 52 species (18.4%), while only some larval stages have been described for another 45 species (15.9%). For the remaining 186 species (65.7%), none of the larval stages has been described.

The current knowledge of larval development by genus (percentages) and the number of species in each genus are shown in Figure 3. Although the family Porcellanidae consists of 29 genera, the larval stages have not been described for 12 genera. The genera with the most numerous species are *Petrolisthes* (106 species) and *Pachycheles* (44 species); however, the complete larval development has been described for only 21 species of *Petrolisthes* (19.8%) and only nine species of *Pachycheles* (20.4%).

## Annotated bibliography of porcellanid larvae

### Family Porcellanidae Haworth, 1825

Thompson (1935) as *Porcellana* sp; Z1: Lab

Webb (1921) as *Porcellana* sp; M: Pl

Gurney (1924) as Porcellanid larva; Z1, Z2: Pl

*Aliaporcellana kikuchii* Nakasone & Miyake, 1969: larvae undescribed

- Aliaporcellana pygmaea* (De Man, 1902): larvae undescribed  
*Aliaporcellana taiwanensis* Dong, Li & Chan, 2011: larvae undescribed  
*Aliaporcellana suluensis* (Dana, 1852): larvae undescribed  
*Aliaporcellana telestophila* (Johnson, 1958): larvae undescribed  
*Allopetrolisthes angulosus* (Guérin, 1835): full larval description  
 \*Wehrtmann et al. (1996); PR, Z1, Z2, M: Lab  
*Allopetrolisthes punctatus* (Guérin, 1835): larvae undescribed  
*Ancylocheles gravelei* (Sankolli, 1963): larvae undescribed  
*Capilliporcellana murakamii* (Miyake, 1942): larvae undescribed  
*Capilliporcellana wolffi* Haig, 1981: larvae undescribed  
*Clastotoechus diffractus* (Haig, 1957): larvae undescribed  
*Clastotoechus gorgonensis* Werding & Haig, 1983: larvae undescribed  
*Clastotoechus hickmani* Harvey, 1999: larvae undescribed  
*Clastotoechus lasios* Harvey, 1999: larvae undescribed  
*Clastotoechus nodosus* (Streets, 1872): full larval description  
 \*Hernández et al. (2003); Z1, Z2, M: Lab  
*Enosteoides lobatus* Osawa, 2009: larvae undescribed  
*Enosteoides melissa* (Miyake, 1942): larvae undescribed  
*Enosteoides ornatus* (Stimpson, 1858): partial larval description  
 Sankolli (1967) as *Porcellana ornata*; PR, Z1: Lab  
 Ko (2000); Z1: Lab  
*Enosteoides palauensis* (Nakasone & Miyake, 1968): larvae undescribed  
*Enosteoides philippinesnsis* Dolorosa & Werding, 2014: larvae undescribed  
*Euceramus panatelus* Glassell, 1938: larvae undescribed  
*Euceramus praelongus* Stimpson, 1860: full larval description  
 Roberts (1968); Z1, Z2, M: Lab  
 Maris (1983); Z1, Z2: Pl  
*Euceramus transversilineatus* (Lockington, 1878): larvae undescribed  
*Euleniaios cometes* (Walker, 1887): partial larval description  
 Ng and Nakasone (1993); Z1: Lab  
*Heteropolyonyx biforma* Osawa, 2001: larvae undescribed  
*Heteroporcellana corbicola* (Haig, 1960): larvae undescribed  
*Liopetrolisthes mitra* (Dana, 1852): larvae undescribed  
*Lissoporcellana demani* Dong & Li, 2014: larvae undescribed  
*Lissoporcellana flagellicola* Osawa & Fujita, 2005: larvae undescribed  
*Lissoporcellana furcillata* (Haig, 1965): larvae undescribed  
*Lissoporcellana miyakei* Haig, 1981: larvae undescribed  
*Lissoporcellana monodi* Osawa, 2007: larvae undescribed  
*Lissoporcellana nakasonei* (Miyake, 1978): larvae undescribed  
*Lissoporcellana nitida* (Haswell, 1882): larvae undescribed  
*Lissoporcellana pectinata* Haig, 1981: larvae undescribed  
*Lissoporcellana quadrilobata* (Miers, 1884): larvae undescribed  
*Lissoporcellana spinuligera* (Dana, 1853): larvae undescribed

- Megalobrachium erosum* (Glassell, 1936): larvae undescribed  
*Megalobrachium festae* (Nobili, 1901): larvae undescribed  
*Megalobrachium garthi* Haig, 1957: larvae undescribed  
*Megalobrachium mortenseni* Haig, 1962: partial larval description  
 Kraus (2006); Z1, Z2: Pl
- Megalobrachium pacificum* Gore & Abele, 1974: larvae undescribed  
*Megalobrachium peruvianum* Haig, 1960: larvae undescribed  
*Megalobrachium poeyi* (Guérin-Méneville, 1855): full larval description  
 \*Gore (1971b); Z1, Z2, M: Lab
- Megalobrachium roseum* (Rathbun, 1900): full larval description  
 \*Hernández et al. (2002); Z1, Z2, M: Lab
- Megalobrachium sinuimanus* (Lockington, 1878): larvae undescribed  
*Megalobrachium smithi* (Glassell, 1936): larvae undescribed  
*Megalobrachium soriatum* (Say, 1818): full larval description  
 \*Gore (1973b); Z1, Z2, M: Lab
- Megalobrachium tuberculipes* (Lockington, 1878): larvae undescribed  
*Minyocerus angustus* (Dana, 1852): partial larval description  
 Hernández et al. (1996); Z1: Lab
- Minyocerus kirki* Glassell, 1938: larvae undescribed  
*Neopetrolisthes alobatus* (Laurie, 1926): larvae undescribed  
*Neopetrolisthes maculatus* (H. Milne Edwards, 1837): partial larval description  
 Fujita and Osawa (2003); Z1, Z2: Lab  
 Kraus (2006); Z1: Pl
- Neopetrolisthes spinatus* Osawa & Fujita, 2001: partial larval description  
 Fujita and Osawa (2003); Z1, Z2: Lab
- Neopisosoma angustifrons* (Benedict, 1901): full larval description  
 \*Gore (1977); Z1, Z2, M: Lab
- Neopisosoma bicapillatum* Haig, 1960: larvae undescribed  
*Neopisosoma curacaoense* (Schmitt, 1924): larvae undescribed  
*Neopisosoma dohenyi* Haig, 1960: larvae undescribed  
*Neopisosoma mexicanum* (Streets, 1871): larvae undescribed  
*Neopisosoma neglectum* Werding, 1986: full larval description  
 \*Werding and Müller (1990); Z1, Z2, M: Lab
- Neopisosoma orientale* Werding, 1986: larvae undescribed  
*Novorostrum decorocrus* Osawa, 1998: full larval description  
 \*Fujita and Osawa (2005); Z1, Z2, M: Lab
- Novorostrum indicum* (De Man, 1893): partial larval description  
 Osawa (2000); Z1, Z2: Lab
- Novorostrum phuketense* Osawa, 1998: larvae undescribed  
*Novorostrum securiger* (Melin, 1939): larvae undescribed  
*Orthochela pumila* Glassell, 1936: larvae undescribed  
*Pachycheles* sp.  
 Williamson (1970) as *Pachycheles* nrs39; Z2: Pl



- Pachycheles ackleianus* A. Milne-Edwards, 1880: larvae undescribed  
*Pachycheles attaragos* Harvey & de Santo, 1997: larvae undescribed  
*Pachycheles barbatus* A. Milne-Edwards, 1878: larvae undescribed  
*Pachycheles bellus* (Osorio, 1887): larvae undescribed  
*Pachycheles biocellatus* (Lockington, 1878): larvae undescribed  
*Pachycheles calculosus* Haig, 1960: larvae undescribed  
*Pachycheles chacei* Haig, 1956: partial larval description  
 Kraus (2006); Z1, Z2, M: Pl  
*Pachycheles chubutensis* Boschi, 1963: partial larval description  
 González et al. (2006); Z1: Lab  
*Pachycheles crassus* (A. Milne-Edwards, 1869): larvae undescribed  
*Pachycheles crinimanus* Haig, 1960: larvae undescribed  
*Pachycheles cristobalensis* Gore, 1970: larvae undescribed  
*Pachycheles garciaensis* (Ward, 1942): partial larval description  
 Osawa (1997a); Z1: Lab  
*Pachycheles granti* Haig, 1965: larvae undescribed  
*Pachycheles greeleyi* (Rathbun, 1900): larvae undescribed  
*Pachycheles grossimanus* (Guérin, 1835): larvae undescribed  
*Pachycheles hertwigi* Balss, 1913: partial larval description  
 Ko (1999); Z1: Lab  
*Pachycheles holosericus* Schmitt, 1921: larvae undescribed  
*Pachycheles johnsoni* Haig, 1965: larvae undescribed  
*Pachycheles laevidactylus* Ortmann, 1892: full larval description  
 \*Boschi et al. (1967) as *Pachycheles haigae*; Z1, Z2, M: Lab  
*Pachycheles marcortezensis* Glassell, 1936: larvae undescribed  
*Pachycheles monilifer* (Dana, 1852): full larval description  
 \*Gore (1973a); Z1, Z2, M: Lab  
*Pachycheles natalensis* (Krauss, 1843): full larval description  
 Sankolli (1967); Z1: Lab  
 \*Shenoy and Sankolli (1973a); Z1, Z2, M: Lab  
 \*Yaqoob (1979d); Z1, Z2, M: Lab  
*Pachycheles panamensis* Faxon, 1893: larvae undescribed  
*Pachycheles pectiniscarpus* Stimpson, 1858: larvae undescribed  
*Pachycheles pilosus* (H. Milne Edwards, 1837): full larval description  
 \*Piñate et al. (2005); Z1, Z2, M: Lab  
 Kraus (2006); Z1: Pl  
*Pachycheles pisoides* (Heller, 1865): larvae undescribed  
*Pachycheles pubescens* Holmes, 1900: full larval description  
 \*McMillan (1972); Z1, Z2, M: Lab  
 \*Gonor and Gonor (1973); PR, Z1, Z2, M: P+L  
*Pachycheles riisei* (Stimpson, 1859): partial larval description  
 Kraus (2006); Z1: Pl  
*Pachycheles rudis* Stimpson, 1859: full larval description



- Knight (1966); Z1, Z2: Lab  
 \*Gonor and Gonor (1973); PR, Z1, Z2, M: Lab  
*Pachycheles rugimanus* A. Milne-Edwards, 1880: larvae undescribed  
*Pachycheles sahariensis* Monod, 1933: larvae undescribed  
*Pachycheles sculptus* (H. Milne Edwards, 1837): partial larval description  
 Osawa (1997a); Z1: Lab  
*Pachycheles serratus* (Benedict, 1901): full larval description  
 \*Rodríguez et al. (2004); Z1, Z2, M: Lab  
 Kraus (2006); Z1: Pl  
*Pachycheles setiferous* Yang, 1996: larvae undescribed  
*Pachycheles setimanus* (Lockington, 1878): larvae undescribed  
*Pachycheles spinidactylus* Haig, 1957: larvae undescribed  
*Pachycheles spinipes* (A. Milne-Edwards, 1873): larvae undescribed  
*Pachycheles stevensii* Stimpson, 1858: full larval description  
 Kurata (1964); Z1, Z2: Pl  
 \*Konishi (1987); Z1, Z2, M: Lab  
*Pachycheles subsetosus* Haig, 1960: larvae undescribed  
*Pachycheles susanae* Gore & Abele, 1974: partial larval description  
 Kraus (2006); Z1, Z2: Pl  
*Pachycheles tomentosus* Hendersson, 1893: full larval description  
 \*Tirmizi and Yaqoob (1979); Z1, Z2, M: Lab  
*Pachycheles trichotus* Haig, 1960: larvae undescribed  
*Pachycheles velerae* Haig, 1960: larvae undescribed  
*Pachycheles vicarius* Nobili, 1901: larvae undescribed  
*Parapetrolisthes tortugensis* (Glassell, 1945): partial larval description  
 Kraus (2006); Z1: Pl  
*Petrocheles australiensis* (Miers, 1876): larvae undescribed  
*Petrocheles spinosus* (Miers, 1876): full larval description  
 Gurney (1924); Z1: Pl  
 \*Wear (1965); Z1-Z5: Pl; M: P+L  
 Wear (1966); PR: Lab  
*Petrolisthes aegyptiacus* Werding & Hiller, 2007: larvae undescribed  
*Petrolisthes agassizii* Faxon, 1893: larvae undescribed  
*Petrolisthes amoenus* (Guérin Méneville, 1855): larvae undescribed  
*Petrolisthes armatus* (Gibbes, 1850): full larval description  
 Lebour (1943); Z1: Lab  
 Lebour (1950); Z2: Pl  
 \*Gore (1970); Z1, Z2, M: Lab  
 \*Gore (1972a); Z1, Z2, M: Lab  
 Maris (1983); Z1, Z2: Pl  
*Petrolisthes artifrons* Haig, 1960: larvae undescribed  
*Petrolisthes asiaticus* (Leach, 1820): partial larval description  
 Osawa (1997b); Z1, Z2: Lab

- Petrolisthes bifidus* Werding & Hiller, 2004: larvae undescribed
- Petrolisthes bispinosus* Borradaile, 1900: larvae undescribed
- Petrolisthes bolivarensis* Werding & Kraus, 2003: full larval description  
Kraus (2006); Z1, Z2, M: Pl
- Petrolisthes borradailei* Kropp, 1984: larvae undescribed
- Petrolisthes boscii* (Audouin, 1826): full larval description  
\*Yaqoob (1979a); Z1, Z2, M: Lab
- Petrolisthes brachycarpus* Sivertsen, 1933: larvae undescribed
- Petrolisthes cabrilloi* Glassell, 1945: larvae undescribed
- Petrolisthes caribensis* Werding, 1983: partial larval description  
Kraus et al. (2004); Z1, Z2: Lab  
Kraus (2006); Z1, Z2: Pl
- Petrolisthes carinipes* (Heller, 1861): larvae undescribed
- Petrolisthes celebesensis* Haig, 1981: larvae undescribed
- Petrolisthes cinctipes* (Randall, 1840): full larval description  
\*Gonor and Gonor (1973); PR, Z1, Z2, M: Lab
- Petrolisthes coccineus* (Owen, 1839): partial larval description  
Osawa (1995); Z1, Z2: Lab
- Petrolisthes cocoensis* Haig, 1960: larvae undescribed
- Petrolisthes columbiensis* Werding, 1983: partial larval description  
Kraus (2006); Z1: Pl
- Petrolisthes crenulatus* Lockington, 1878: larvae undescribed
- Petrolisthes decacanthus* Ortmann, 1897: larvae undescribed
- Petrolisthes desmarestii* (Guérin, 1835): larvae undescribed
- Petrolisthes dissimulatus* Gore, 1983: partial larval description  
Kraus (2006); Z1: Pl
- Petrolisthes donadio* Hiller & Werding, 2007: larvae undescribed
- Petrolisthes donanensis* Osawa, 1997: larvae undescribed
- Petrolisthes edwardsii* (de Saussure, 1853): partial larval description  
Kraus (2006); Z1: Pl
- Petrolisthes eldredgei* Haig & Kropp 1987: larvae undescribed
- Petrolisthes elegans* Haig, 1981: larvae undescribed
- Petrolisthes elegantissimus* Werding & Hiller, 2015: larvae undescribed
- Petrolisthes elongatus* (H. Milne Edwards, 1837): full larval description  
\*Wear (1964a); Z1: Lab; Z2, M: P+L  
\*Greenwood (1965); PR, Z1: Lab; Z2, M: P+L
- Petrolisthes eriomerus* Stimpson, 1871: full larval description  
Forss and Coffin (1960); Z1, M: Lab  
\*Gonor and Gonor (1973); PR, Z1, Z2, M: Lab
- Petrolisthes extremus* Kropp & Haig, 1994: larvae undescribed
- Petrolisthes fimbriatus* Borradaile, 1898: larvae undescribed
- Petrolisthes galapagensis* Haig, 1960: larvae undescribed
- Petrolisthes galathinus* (Bosc, 1802): partial larval description

- Kraus (2006); Z1: Pl
- Petrolisthes gertrudae* Werding, 1996: larvae undescribed
- Petrolisthes glasselli* Haig, 1957: larvae undescribed
- Petrolisthes gracilis* Stimpson, 1859: larvae undescribed
- Petrolisthes granulatus* (Guérin, 1835): full larval description
- \*Saelzer et al. (1986); PR, Z1, Z2, M: Lab
- Petrolisthes haigae* Chace, 1962: partial larval description
- Hernández et al. (2007); Z1: Lab
- Kraus (2006); Z1: Pl
- Petrolisthes haplodactylus* Haig, 1988: larvae undescribed
- Petrolisthes hastatus* Stimpson, 1858: partial larval description
- Osawa (1997b); Z1, Z2: Lab
- Petrolisthes haswelli* Miers, 1884: larvae undescribed
- Petrolisthes heterochrous* Kropp, 1986: larvae undescribed
- Petrolisthes hians* Nobili, 1901: larvae undescribed
- Petrolisthes hirtipes* Lockington, 1878: larvae undescribed
- Petrolisthes hirtispinosus* Lockington, 1878: larvae undescribed
- Petrolisthes hispaniolensis* Werding & Hiller, 2005: larvae undescribed
- Petrolisthes holotrichus* Nobili, 1901: larvae undescribed
- Petrolisthes inermis* (Heller, 1862): larvae undescribed
- Petrolisthes japonicus* (De Haan, 1849): partial larval description
- Muraoka and Konishi (1987); Z1: Lab
- Osawa (1995); Z1, Z2: Lab
- Petrolisthes jugosus* Streets, 1872: partial larval description
- Kraus (2006); Z1: Pl
- Petrolisthes kranjiensis* Johnson, 1970: larvae undescribed
- Petrolisthes laevigatus* (Guérin, 1835): full larval description
- \*Albornoz and Wehrtmann (1996); PR, Z1, Z2, M: Lab
- Petrolisthes lamarckii* (Leach, 1820): full larval description
- Sankolli (1967); Z1: Lab
- \*Shenoy and Sankolli (1975); Z1, Z2, M: Lab
- \*Yaqoob (1979c); Z1, Z2, M: Lab
- Petrolisthes leptocheles* (Heller, 1861): larvae undescribed
- Petrolisthes lewisi* (Glassell, 1936): partial larval description
- Kraus (2006); Z1: Pl
- Petrolisthes limicola* Haig, 1988: larvae undescribed
- Petrolisthes lindae* Gore & Abele, 1974: larvae undescribed
- Petrolisthes magdalenensis* Werding, 1978: full larval description
- Müller and Werding (1990); Z1, Z2, M: Lab
- \*Hernández and Magan (2012); Z1, Z2, M: Lab
- Petrolisthes manimaculis* Glassell, 1945: larvae undescribed
- Petrolisthes marginatus* Stimpson, 1859: partial larval description
- Kraus (2006); Z1: Pl

- Petrolisthes masakii* Miyake, 1943: larvae undescribed  
*Petrolisthes melini* Miyake & Nakasone, 1966: partial larval description  
Osawa (1995) as *Petrolisthes carinipes*; Z1, Z2: Lab  
*Petrolisthes mesodactylon* Kropp, 1984: larvae undescribed  
*Petrolisthes militaris* (Heller, 1862): larvae undescribed  
*Petrolisthes miyakei* Kropp, 1984: larvae undescribed  
*Petrolisthes moluccensis* (De Man, 1888): partial larval description  
Osawa (1997b); Z1, Z2: Lab  
*Petrolisthes monodi* Chace, 1956: partial larval description  
Lebour (1959); M: Pl  
*Petrolisthes nanshensis* Yang, 1996: larvae undescribed  
*Petrolisthes nigrunguiculatus* Glassell, 1936: larvae undescribed  
*Petrolisthes nobilii* Haig, 1960: partial larval description  
Hernández et al. (2007); Z1: Lab  
*Petrolisthes novaezelandiae* Filhol, 1885: full larval description  
\*Wear (1964b); Z1, Z2, M: P+L  
\*Greenwood (1965); PR, Z1: Lab; Z2, M: P+L  
*Petrolisthes obtusifrons* Miyake, 1937: larvae undescribed  
*Petrolisthes ornatus* Paulson, 1875: full larval description  
\*Yaqoob (1977b); Z1, Z2, M: Lab  
*Petrolisthes ortmanni* Nobili, 1901: partial larval description  
Kraus (2006); Z1: Pl  
*Petrolisthes perdecorus* Haig, 1981: larvae undescribed  
*Petrolisthes platymerus* Haig, 1960: full larval description  
\*Gore (1972b); Z1, Z2, M: Lab  
*Petrolisthes politus* (Gray, 1831): full larval description  
\*Hernández et al. (2000); Z1, Z2, M: Lab  
*Petrolisthes polymitus* Glassell, 1937: larvae undescribed  
*Petrolisthes pubescens* Stimpson, 1858: partial larval description  
Osawa (1995); Z1, Z2: Lab  
*Petrolisthes quadratus* Benedict, 1901: partial larval description  
Kraus (2006); Z1: Pl  
*Petrolisthes rathbunae* Schmitt, 1921: larvae undescribed  
*Petrolisthes robsonae* Glassell, 1945: full larval description  
\*García-Guerrero et al. (2005); Z1, Z2, M: Lab  
*Petrolisthes rosariensis* Werding, 1982: partial larval description  
Kraus (2006); Z1, Z2: Pl  
*Petrolisthes rufescens* (Heller, 1861): full larval description  
\*Yaqoob (1974); Z1, Z2, M: Lab  
*Petrolisthes sanfelipensis* Glassell, 1936: larvae undescribed  
*Petrolisthes sanmartini* Werding & Hiller, 2002: larvae undescribed  
*Petrolisthes scabriculus* (Dana, 1852): larvae undescribed  
*Petrolisthes schmitti* Glassell, 1936: larvae undescribed

- Petrolisthes squamanus* Osawa, 1996: larvae undescribed
- Petrolisthes teres* Melin, 1939: larvae undescribed
- Petrolisthes tiburonensis* Glassell, 1936: larvae undescribed
- Petrolisthes tomentosus* (Dana, 1852): partial larval description  
Osawa (1997b); Z1, Z2: Lab
- Petrolisthes tonsorius* Haig, 1960: full larval description  
\*Pellegrini and Gamba (1985); Z1, Z2, M: Lab  
Kraus (2006); Z1: Pl
- Petrolisthes tridentatus* Stimpson, 1859: full larval description  
\*Gore (1971c); Z1, Z2, M: Lab  
Kraus (2006); Z1: Pl
- Petrolisthes trilobatus* Osawa, 1996: partial larval description  
Ko (2004); Z1: Lab
- Petrolisthes tuberculatus* (Guérin, 1835): larvae undescribed
- Petrolisthes tuberculosus* (H. Milne Edwards, 1837): larvae undescribed
- Petrolisthes tuerkayi* Naderloo & Apel, 2014: larvae undescribed
- Petrolisthes unilobatus* Henderson, 1888: full larval description  
\*Fujita et al. (2002); Z1, Z2, M: Lab
- Petrolisthes uruma* Osawa & Uyeno, 2013: larvae undescribed
- Petrolisthes violaceus* (Guérin, 1831): full larval description  
Faxon (1879) as *Porcellana macrocheles*; Z2: Pl  
\*Wehrtmann et al. (1997); PR, Z1, Z2, M: Lab
- Petrolisthes virgatus* Paulson, 1875: larvae undescribed
- Petrolisthes zaca* Haig, 1968: full larval description  
\*Gore (1975); Z1, Z2, M: Lab
- Pisidia* sp  
Barnich (1996); Z1, Z2: Pl  
Rice and Williamson (1977) as *Pisidia* sp asm10; Z1, Z2, M: Pl
- Pisidia bluteli* (Risso, 1816): full larval description  
Bourdillon-Casanova (1956) as *Porcellana bluteli*; Z1, Z2, M: Pl  
Bourdillon-Casanova (1960) as *Porcellana bluteli*; M: Pl  
Kaya and Özel (1992); Z1, Z2, M: Pl
- Pisidia brasiliensis* Haig, in Rodrigues da Costa, 1968: partial larval description  
Hernández et al. (1996); Z1: Lab  
Kraus (2006); Z1: Pl
- Pisidia dehaanii* (Krauss, 1843): full larval description  
\*Yaqoob (1979b); Z1, Z2, M: Lab
- Pisidia delagoae* (Barnard, 1955): larvae undescribed
- Pisidia dispar* (Stimpson, 1858): full larval description  
Sheperd (1969); PR, Z1: Lab; Z2, M: P+L
- Pisidia gordonii* (Johnson, 1970): larvae undescribed
- Pisidia inaequalis* (Heller, 1861): partial larval description  
Gurney (1938) as *Porcellana inaequalis*; PR, Z1, Z2: Pl

*Pisidia longicornis* (Linnaeus, 1767): full larval description

Dujardin (1843) as *Porcellana longicornis*; Z1: Lab

Gosse (1856) as *Galathea*; Z2: Pl

Bate (1879) as *Porcellana longicornis*; Z1: Pl

Hesse (1884) as *Porcellana platycheles*; Z1: Pl

Sars (1889) as *Porcellana longicornis*; Z1, Z2: P+L

Williamson (1915) as *Porcellana longicornis*; Z1, M: Pl

Webb (1921) as *Porcellana longicornis*; Z1, Z2: Pl

Gurney (1942) as *Porcellana* sp; Z2: Pl

\*Lebour (1943) as *Porcellana longicornis*; Z1, Z2, M: P+L

Kurian (1956) as *Porcellana longicornis*; Z1, Z2, M: Pl

Lebour (1959) as *Porcellana longicornis*; M: Pl

Le Roux (1966) as *Porcellana longicornis*; Z1, Z2, M: P+L

*Pisidia longimana* (Risso, 1816): partial larval description

Kaya and Özel (1992); Z1, Z2: Pl

*Pisidia magdalenensis* (Glassell, 1936): larvae undescribed

*Pisidia serratifrons* (Stimpson, 1858): partial larval description

Sankolli (1967) as *Pisidia spinulifrons*; PR, Z1: Lab

Kim and Ko (2011); Z1, Z2: Lab

*Pisidia streptocheles* (Stimpson, 1858): larvae undescribed

*Pisidia streptochiroides* (Johnson, 1970): partial larval description

Sheperd (1969); PR, Z1: Lab; Z2: P+L

*Pisidia striata* Yang and Sun, 1990: larvae undescribed

*Pisidia vanderhorsti* (Schmitt, 1924): partial larval description

\*Schoppe (1994) as *Clastocheilus vanderhorsti*; PR, Z1, Z2: Lab

*Pisidia variabilis* (Yang & Sun, 1985): larvae undescribed

*Polyonyx biunguiculatus* (Dana, 1852): larvae undescribed

*Polyonyx boucheti* Osawa, 2007: larvae undescribed

*Polyonyx bouvieri* Saint Joseph, 1900: larvae undescribed

*Polyonyx confinis* Haig, 1960: larvae undescribed

*Polyonyx gibbesi* Haig, 1956: partial larval description

Gore (1968); PR, Z1, Z2: Lab

Maris (1983); Z1, Z2: Pl

*Polyonyx haigae* McNeil, 1968: larvae undescribed

*Polyonyx hendersoni* Southwell, 1909: full larval description

Sankolli (1967); PR, Z1: Lab

\*Shenoy and Sankolli (1973b): Z1, Z2, M: Lab

*Polyonyx loimicola* Sankolli, 1965: full larval description

\*Shenoy and Sankolli (1973b): Z1, Z2, M: Lab

*Polyonyx maccullochi* Haig, 1965: larvae undescribed

*Polyonyx nitidus* Lockington, 1878: larvae undescribed

*Polyonyx obesulus* Miers, 1884: larvae undescribed

*Polyonyx pedalis* Nobili, 1905: larvae undescribed



- Polyonyx plumatus* Yang & Xu, 1994: larvae undescribed
- Polyonyx quadratus* Chace, 1956: larvae undescribed
- Polyonyx quadriungulatus* Glassell, 1935: full larval description  
\*Knight (1966); Z1, Z2, M: Lab
- Polyonyx senegalensis* Chace, 1956: larvae undescribed
- Polyonyx sinensis* Stimpson, 1858: larvae undescribed
- Polyonyx spina* Osawa, 2007: larvae undescribed
- Polyonyx splendidus* Sankolli, 1963: larvae undescribed
- Polyonyx thai* Werding, 2001: larvae undescribed
- Polyonyx transversus* (Haswell, 1882): full larval description  
Sheperd (1969); PR, Z1: Lab; Z2, M: P+L
- Polyonyx triunguiculatus* Zehntner, 1894: larvae undescribed
- Polyonyx tulearis* Werding, 2001: larvae undescribed
- Polyonyx utinomii* Miyake, 1943: larvae undescribed
- Polyonyx vermicola* Ng & Sasekumar, 1993: larvae undescribed
- Porcellana africana* Chace, 1956: larvae undescribed
- Porcellana cancrisocialis* Glassell, 1936: full larval description  
\*García-Guerrero et al. (2006); Z1, Z2, M: Lab
- Porcellana caparti* Chace, 1956: larvae undescribed
- Porcellana corbicola* Haig, 1960: larvae undescribed
- Porcellana curvifrons* Yang and Sun, 1990: larvae undescribed
- Porcellana elegans* Chace, 1956: larvae undescribed
- Porcellana foresti* Chace, 1956: larvae undescribed
- Porcellana habei* Miyake, 1961: larvae undescribed
- Porcellana hancocki* Glassell, 1938: larvae undescribed
- Porcellana lillyae* Lemaitre & Campos, 2000: larvae undescribed
- Porcellana paguriconviva* Glassell, 1936: larvae undescribed
- Porcellana persica* Haig, 1966: larvae undescribed
- Porcellana platycheles* (Pennant, 1777): full larval description  
Couch (1843); Z1: Lab  
Faxon (1879) as *Porcellana (Polyonyx) macrocheles*; Z2: Pl  
Williamson (1915); Z1, M: Pl  
Webb (1921); Z1: Pl  
Lebour (1943); Z1, Z2, M: Lab  
Le Roux (1961); PR, Z1, Z2, M: Lab  
Kaya and Özel (1992); Z1, Z2, M: Pl  
Barnich (1996); Z1, Z2: Pl  
\*González-Gordillo et al. (1996); Z1, Z2, M: Lab
- Porcellana pulchra* Stimpson, 1858: larvae undescribed
- Porcellana sayana* (Leach, 1820): full larval description  
Brooks and Wilson (1881) as *Porcellana ocellata*; PR, Z1: Lab  
Hernández et al. (1998); Z1, Z2, M: Lab
- Porcellana sigsbeiana* A. Milne-Edwards, 1880: full larval description



\*Gore (1971a); Z1, Z2, M: Lab

Maris (1983); Z1, Z2: Pl

*Porcellanella haigae* Sankarankutty, 1963: larvae undescribed

*Porcellanella triloba* White, 1852: larvae undescribed

*Pseudoporcellanella manoliensis* Sankarankutty, 1961: larvae undescribed

*Raphidopus ciliatus* Stimpson, 1858: larvae undescribed

*Raphidopus indicus* Henderson, 1893: larvae undescribed

*Raphidopus johnsoni* Ng & Nakasone, 1994: larvae undescribed

*Ulloaia perpusillia* Glassell, 1938: larvae undescribed

## Acknowledgements

This research was funded by the Spanish Ministry of Education, Culture and Sport through *Salvador de Madariaga* Mobility Program to JIGG (PRX12/00495) and the Migrants and Active Flux in the Atlantic Ocean project (CTM2012-39587-C04-01). Thanks are due to anonymous referees for their comments and corrections that clearly improved the manuscript. This is *Campus de Excelencia Internacional del Mar (CEI-MAR)* publication nº 117.

## References

- Al-Kholy AA (1959) Larval stages of three anomurans Crustacea (from the Red Sea). Publications of the Marine Biological Station of Al-Ghardaqa 10: 83–86.
- Albornoz L, Wehrtmann IS (1996) Aspects of the reproductive biology of *Petrolisthes laevigatus* (Guerin, 1835) (Decapoda, Anomura, Porcellanidae). Part II: Description of the larval development, including the first crab stage, cultivated under laboratory conditions. Archive of Fishery and Marine Research 43: 137–157.
- Anger K (2001) The biology of decapod crustacean larvae. Crustacean Issues, 14. A.A. Balkema Publishers, The Netherlands, 419 pp.
- Anger K (2006) Contributions of larval biology to crustacean research: a review. Invertebrate Reproduction and Development 49: 175–205. doi: 10.1080/07924259.2006.9652207
- Barnich R (1996) The larvae of the Crustacea Decapoda (Excl. Brachyura) in the plankton of the French Mediterranean coast. PhD thesis, University of Münster, Göttingen, Germany.
- Bate S (1868) Carcinological gleanings. IV. The Annals and Magazine of Natural History 2: 112–121. doi: 10.1080/00222936808695760
- Bate CS (1879) Report on the present stage of our knowledge of Crustacea. IV. On development. Report of the British Association the for Advances of Science 48: 193–209
- Boschi E, Scelzo MA, Goldstein B (1967) Desarrollo larval de dos especies de Crustáceos Decápodos en el laboratorio. *Plachycheles haigae* Rodrigues da Costa (Porcellanidae) y *Chasmagnathus granulata* Dana (Grapsidae). Boletín del Instituto de Biología Marina 12: 1–46.

- Bourdillon-Casanova L (1956) Note sur la presence de *Porcellana bluteli* (Risso) Alvarez dans le golfe de Marseille et sur le developpement larvaire de cette espece. Commission internationale de l'exploration scientifique de la mer Méditerranée 13: 225–232.
- Bourdillon-Casanova L (1960) Le meroplankton du Golfe de Marseille: Les larves de Crustacés Décapodes. Recueil des Travaux de la Station Marine d'Endoume 18: 1–286.
- Brooks WK, Wilson EB (1881) The first zoea of *Porcellana*. In: Studies from the Biological Laboratory of Johns Hopkins University 2: 58–67
- Clark PF, Calazans DK, Pohle GW (1998) Accuracy and standardization of brachyuran larval descriptions. Invertebrate Reproduction and Development 33: 127–144. doi: 10.1080/07924259.1998.9652627
- Couch RQ (1843) On the metamorphosis of the Crustacea, including the Decapoda, Entomostraca and Pycnogonidae. Reports Transactions Cornwall Polytechnical Society 12: 17–46.
- Dos Santos A (1999) Larvas de crustáceos decápodos ao largo da costa portuguesa. PhD thesis, University of Lisboa, Lisboa, Portugal.
- Dujardin MF (1843) Observations sur les metamorphoses de la *Porcellana longicornis*, et description de la Zoé, qui est la larve de ce crustacé. Comptes Rendus de l'Academie des Sciences 16: 1204–1207.
- Faxon W (1879) On some young stages in development of *Hippa*, *Porcellana* and *Pinnixa*. Bulletin of the Museum of Comparative Zoology at Harvard College 5: 253–268.
- Forss CA, Coffin HG (1960) The use of the brine shrimp nauplii, *Artemia salina*, as food for the laboratory culture of decapods. Publications of the Walla Walla College of the Department of Biological Sciences and the Biological Station 26: 1–15.
- Fujita Y, Osawa M (2003) Zoel development of two spot-pattern morphs of *Neopetrolisthes maculatus* and *N. spinatus* (Crustacea: Decapoda: Anomura: Porcellanidae) reared under laboratory conditions. Species Diversity 8: 175–198.
- Fujita Y, Shokita S, Osawa M (2002) Complete Larval Development of *Petrolisthes unilobatus* Reared Under Laboratory Conditions (Decapoda : Anomura : Porcellanidae). Journal of Crustacean Biology 22: 567–580. doi: 10.1163/20021975-99990269
- Fujita Y, Osawa M (2005) Complete larval development of the rare porcellanid crab, *Novorostrum decorocrus* Osawa, 1998 (Crustacea: Decapoda: Anomura: Porcellanidae), reared under laboratory conditions. Journal of Natural History 39: 763–778. doi: 10.1080/0022293042000200059
- Garcia-Guerrero MU, Cuesta JA, Hendrickx ME, Rodríguez A (2005) Larval development of the Eastern Pacific Anomuran Crab *Petrolisthes Robsonae* (Crustacea : Decapoda: Anomura: Porcellanidae) described from laboratory reared material. Journal of the Marine Biological Association of the United Kingdom 85: 339–349. doi: 10.1017/S0025315405011240h
- Garcia-Guerrero MU, Rodríguez A, Hendrickx ME (2006) Larval development of the eastern Pacific anomuran crab *Porcellana cancrisocialis* (Crustacea : Decapoda : Anomura : Porcellanidae) described from laboratory reared material. Journal of the Marine Biological Association of the United Kingdom 86: 1123–1132. doi: 10.1017/S002531540601410X
- Gonor SL (1970) The larval Histories of Four Porcellanid Anomurans (Crustacea, Decapoda) from Oregon. PhD thesis, Oregon State University.

- Gonor SL, Gonor JJ (1973) Descriptions of the larvae of four north pacific Porcellanidae (Crustacea, Anomura). Fishery Bulletin 71: 189–223.
- González-Gordillo JI, Cuesta JA, Rodríguez A (1996) Studies on the larval development of northeastern Atlantic and Mediterranean Porcellanidae (Decapoda, Anomura). I - Redescription of the larval stages of *Porcellana platycheles* (Pennant, 1777) reared under laboratory conditions. Helgoländer Meeresuntersuchungen 50: 517–531. doi: 10.1007/BF02367164
- González-Gordillo JI, Dos Santos A, Rodríguez A (2001) Checklist and annotated bibliography of decapod Crustacea larvae from the Southwestern European coast (Gibraltar Strait area). Scientia Marina 65: 275–305.
- González-Pisani X, Pastor C, Dupré E (2006) Descripción del primer estadio larvario de *Pachycheles chubutensis* (Boschi, 1963) (Crustacea, Decapoda, Anomura) en Patagonia. Investigaciones Marinas, Valparaíso 34(2): 191–196. doi: 10.4067/s0717-71782006000200020
- Gore RH (1968) The larval development of the commensal crab *Polyonyx gibbesi* Haig, 1956 (Crustacea, Decapoda). Biological Bulletin 135: 111–129. doi: 10.2307/1539619
- Gore RH (1970) *Petrolisthes armatus*: a redescription of larval development under laboratory conditions (Decapoda, Porcellanidae). Crustaceana 18: 75–89. doi: 10.1163/156854070X00086
- Gore RH (1971a) The complete larval development of *Porcellana sigsbeiana* (Crustacea, Decapoda) under laboratory conditions. Marine Biology 11: 344–355. doi: 10.1007/BF00352453
- Gore RH (1971b) *Megalobrachium poyei* (Crustacea, Decapoda, Porcellanidae): comparison between larval development in Atlantic and Pacific specimens reared in the laboratory. Pacific Science 25: 404–425.
- Gore RH (1971c) *Petrolisthes tridentatus*: The development of larvae from a pacific specimen in laboratory culture with a discussion of larval characters in the genus (Crustacea, Decapoda, Porcellanidae). Biological Bulletin 141: 485–501. doi: 10.2307/1540263
- Gore RH (1972a) *Petrolisthes armatus* (Gibbes, 1850): The development under laboratory conditions of larvae from a pacific specimen (Decapoda, Porcellanidae). Crustaceana 22: 67–83. doi: 10.1163/156854072X00688
- Gore RH (1972b) *Petrolisthes platymerus*: The development of larvae in laboratory culture (Crustacea, Decapoda, Porcellanidae). Bulletin of Marine Science 22: 336–354.
- Gore RH (1973a) *Pachycheles monilifer* (Dana, 1852): The development in the laboratory of larvae from an Atlantic specimen with a discussion of some larval characters in the genus (Crustacea, Decapoda, Anomura). Biological Bulletin 144: 132–150. doi: 10.2307/1540151
- Gore RH (1973b) Studies on decapod crustacea from the Indian River Region of Florida. II. *Megalobrachium soratium* (Say, 1818): The larval development under laboratory culture (Crustacea: Decapoda; Porcellanidae). Bulletin of Marine Science 23: 838–856.
- Gore RH (1975) *Petrolisthes zacae* Haig, 1968 (Crustacea, Decapoda, Porcellanidae): The Development of Larvae in the Laboratory. Pacific Science 29: 181–196.
- Gore RH (1977) *Neopisoma angustifrons* (Benedict, 1901): the complete larval development under laboratory conditions, with notes on larvae of the related genus *Pachycheles* (Decapoda, Anomura, Porcellanidae). Crustaceana 33: 284–300. doi: 10.1163/156854077X00421
- Gosse PH (1856) Tenby, a sea-side holiday. John Van Voorst, 400 pp.

- Gourret P (1884) Considérations sur la faune pélagique du Golfe de Marseille. Annales du Muséum d'Histoire Naturelle de Marseille 2: 1–175.
- Greenwood JG (1965) The larval development of *Petrolisthes elongatus* (H. Milne Edwards) and *Petrolisthes novaezelandiae* Filhol (Anomura, Porcellanidae) with notes on breeding. Crustaceana 8: 285–307. doi: 10.1163/156854065X00488
- Gurney R (1924) Crustacea. Part IX. Decapod larvae. In: British Antarctic “Terra Nova” Expedition, 1910, Natural History Report, Zoology 8: 37–202.
- Gurney R (1938) Notes on some decapod Crustacea from the Red Sea. Proceedings of the Zoological Society of London 108: 73–84.
- Gurney R (1939) Bibliography of the larvae of Decapod Crustacea. The Ray Society of London, 123 pp.
- Gurney R (1942) Larvae of decapod Crustacea. The Ray Society of London, 306 pp.
- Hernández G (1999) Morfología larvaria de cangrejos anomuros de la Familia Porcellanidae Haworth, 1825 (Crustacea: Decapoda), con una clave para las zoeas de los géneros del Atlántico occidental. Ciencia 7(3): 244–257.
- Hernández G, Bolaños J, Graterol K, Lira C (2000) The larval development of *Petrolisthes politus* (Gray, 1831) (Crustacea: Decapoda: Porcellanidae) under laboratory conditions. Studies on Neotropical Fauna and Environment 35: 143–156. doi: 10.1076/0165-0521(200008)35:2;1-9;FT143
- Hernández G, Bolaños J, Magan I, Graterol K (2007) Morfología de la primera zoea de los cangrejos marinos *Petrolisthes haigae* y *P. nobilii* (Decapoda: Porcellanidae). Revista de Biología Tropical 55: 879–887. doi: 10.15517/rbt.v55i3-4.5963
- Hernández G, Bolaños JA, Graterol K (1996) Morfología de la primera zoea de *Minyocerus angustus* (Dana, 1852) (Crustacea, Anomura, Porcellanidae). Saber 8: 87–92.
- Hernández G, Graterol K, Álvarez A, Bolaños JA (1998) Larval development of *Porcellana sayana* (Leach, 1820) (Crustacea: Decapoda: Porcellanidae) under laboratory conditions. Nauplius 6: 101–118.
- Hernández G, Graterol K, Bolaños JA, Gaviria JI (2002) Larval development of *Megalobrachium roseum* (Decapoda: Anomura: Porcellanidae) under laboratory conditions. Journal of Crustacean Biology 22: 113–125. doi: 10.1163/20021975-99990214
- Hernández G, Lira C, Bolaños JA, Graterol K (1996) Morfología del primer estadio de zoea de *Pisidia brasiliensis* Haig, 1968 (Anomura, Porcellanidae). In: III Congreso Científico de la Universidad de Oriente, Venezuela.
- Hernández G, Magán I (2012) Redescrición de los primeros estadios postembrionarios del cangrejo anomuro *Petrolisthes magdalenensis* Werding, 1978 (Crustacea: Decapoda: Porcellanidae). Boletín del Instituto Oceanográfico de Venezuela 51: 35–51.
- Hernández G, Magán I, Graterol K, Gaviria JI, Bolaños JA, Lira C (2003) Larval development of *Clastoetochus nodosus* (Streets, 1872) (Crustacea, Decapoda, Porcellanidae), under laboratory conditions. Scientia Marina 67: 419–428. doi: 10.3989/scimar.2003.67n4419
- Hesse M (1884) Crustaces rares ou nouveaux des cotes de France. Annales des Sciences Naturelles 6: 1–14.
- Hiller A, Kraus H, Almon M, Werding B (2006) The *Petrolisthes galathinus* complex: Species boundaries based on color pattern, morphology and molecules, and evolutionary interrela-

- tionships between this complex and other Porcellanidae (Crustacea: Decapoda: Anomura). *Molecular Phylogenetics and Evolution* 40: 547–569. doi: 10.1016/j.ympev.2006.03.030
- Kaya B, Özel I (1992) Planktonic larval stages of porcellanid Crustacea (Crustacea, Decapoda, Anomura) in Izmir Bay. *Journal of the Faculty of Science* 14: 79–91.
- Kim HJ, Ko HS (2011) Zoecal Stages of *Pisidia serratifrons* (Crustacea: Decapoda: Porcellanidae) under Laboratory Conditions. *The Korean Journal of Systematic Zoology* 27: 53–58. doi: 10.5635/KJSZ.2011.27.1.053
- Klaus C (1876) Untersuchungen und Erforschung der genealogischen Grundlage des Crustaceen Systems. Caul Gekolivs Sohn, 180 pp. doi: 10.5962/bhl.title.8205
- Knight MD (1966) The larval development of *Polyonyx quadriungulatus* Glasell and *Pachycheles rudis* Stimpson (Decapoda, Porcellanidae) cultured in the laboratory. *Crustaceana* 10: 75–97. doi: 10.1163/156854066X00090
- Ko HS (1999) First Zoea of *Pachycheles herwigii* Balss, 1913 (Decapoda: Anomura: Porcellanidae) Reared under Laboratory Conditions. *Korean Journal of Biological Sciences* 3: 127–131. doi: 10.1080/12265071.1999.9647475
- Ko HS (2000) First Zoea of *Enosteoides ornata* (Stimpson, 1858) (Crustacea, Decapoda, Anomura, Porcellanidae) Reared under Laboratory Conditions. *Korean Journal of Biological Sciences* 5: 11–15. doi: 10.1080/12265071.2001.9647576
- Ko HS (2004) First Zoea of *Petrolisthes trilobatus* (Crustacea: Decapoda: Anomura: Porcellanidae) Hatched in the Laboratory. *Korean Journal of Biological Sciences* 8: 251–254. doi: 10.1080/12265071.2004.9647758
- Konishi K (1987) The larval development of *Pachycheles stevensii* Stimpson, 1858 (Crustacea, Anomura, Porcellanidae) under laboratory conditions. *Journal of Crustacean Biology* 7: 481–492. doi: 10.2307/1548296
- Kraus H (2006) Larvalmorphologie der Porcellanidae (Crustacea: Decapoda: Anomura). PhD thesis, Justus-Liebig-Universität Giessen, Giesen, Germany.
- Kraus H, Hiller A, Cruz N (2004) The Zoecal Stages of *Petrolisthes caribensis* Werdling, 1983 Reared Under Laboratory Conditions (Decapoda : Anomura : Porcellanidae). *Studies on Neotropical Fauna and Environment* 39: 85–90. doi: 10.1080/01650520412331271016
- Kurata H (1964) Larvae of decapod Crustacea of Hokkaido, 7. Porcellanidae (Anomura). *Bulletin of Hokkaido Regional Fishery Research Laboratory* 29: 66–70.
- Kurian CV (1956) Larvae of decapod crustacea from the Adriatic Sea. *Acta Adriatica* 6(3): 1–108.
- Le Roux A (1961) Contribution a l'étude du developpement larvaire de *Porcellana platycheles* Pennant (Crustace Decapode). *Comptes Rendus de l'Academie des Sciences* 253: 2146–2148.
- Le Roux A (1966) Le developpement larvaire de *Porcellana longicornis* Pennant (Crustace, Decapode, Anomure, Galatheide). *Cahiers de Biologie Marine* 7: 69–78.
- Lebour MV (1943) The larvae of the genus *Porcellana* (Crustacea, Decapoda) and related forms. *Journal of the Marine Biological Association of the United Kingdom* 25: 721–737. doi: 10.1017/S0025315400012479
- Lebour MV (1950) Notes on some larval decapods (Crustacea) from Bermuda. *Proceedings of the Zoological Society of London* 120: 369–379. doi: 10.1111/j.1096-3642.1950.tb00955.x

- Lebour MV (1959) The larval decapod Crustacea of Tropical West Africa. *Atlantide Reports* 5: 119–143.
- Linnaeus C (1767) *Systema naturae*, Tome I. Pars II. Editio duodecima, reformata. Laurentii Salvii, Holmiae, 533–1327.
- Macillan FE (1972) The larval development of northern California Porcellanidae (Decapoda, Anomura). I. *Pachycheles pubescens* Holmes in comparison to *Pachycheles rudis* Stimpson. *Biological Bulletin* 142: 57–70. doi: 10.2307/1540246
- Marco-Herrero E, Torres A, Cuesta JA, Guerao G, Palero F, Abelló P (2013) The systematic position of *Ergasticus* (Decapoda, Brachyura) and allied genera, a molecular and morphological approach. *Zoologica Scripta* 42: 427–439. doi: 10.1111/zsc.12012
- Maris RC (1983) A Key to the Porcellanid Crab Zoeae (Crustacea: Decapoda: Anomura) of the North Central Gulf of Mexico and a Comparison of Meristic Characters of Four Species. *Gulf Research Reports* 7(3): 237–246. doi: 10.18785/grr.0703.05
- Martin JW (1984) Notes and bibliography on the larvae of xanthid crabs, with a key to the known xanthid zoeae of the western atlantic and Gulf of Mexico. *Bulletin of Marine Science* 34: 220–239.
- Meyer-Rochow VB, Meha WP (1994) Tidal rhythm and the role of vision in shelter-seeking behaviour of the half-crab *Petrolisthes elongatus* (Crustacea; Anomura; Porcellanidae). *Journal of The Royal Society of New Zealand* 24: 423–427. doi: 10.1080/03014223.1994.9517477
- Müller F (1862) On the transformations of the *Porcellanae*. *The Annals and Magazine of Natural History* 11: 47–50.
- Müller HG, Werding B (1990) Larval development of *Petrolisthes magdalenensis* Werding, 1978 (Decapoda, Anomura, Porcellanidae) under laboratory conditions. *Cahiers de Biologie Marine* 31: 257–270.
- Muraoka K, Konishi K (1987) The first zoeal stage of the porcellanid crab, *Petrolisthes japonicus* (De Haan, 1849) with special reference to zoeal features of *Petrolisthes* (Crustacea, Anomura). *Researches on Crustacea* 16: 57–65.
- Ng PKL, Nakasone (1993) Taxonomy and ecology of the porcellanid crab *Polyonyx cometes* Walker, 1887 (Crustacea: Decapoda), with description of a new genus. *Journal of Natural History* 27: 1103–1117. doi: 10.1080/00222939300770681
- Osawa M (1995) Larval development of four *Petrolisthes* species (Decapoda, Anomura, Porcellanidae) under laboratory conditions, with comments on the larvae of the genus. *Crustacean Research* 24: 157–187.
- Osawa M (1997a) First zoeae of *Pachycheles garciaensis* (Ward) and *Pachycheles sculptus* (H. Milne Edwards) (Crustacea, Decapoda, Anomura, Porcellanidae) reared under laboratory conditions. *Plankton Biology and Ecology* 44: 31–40.
- Osawa M (1997b) Zoeal development of four Indo-West Pacific species of *Petrolisthes* (Crustacea, Decapoda, Anomura, Porcellanidae). *Species Diversity* 2: 121–143.
- Osawa M (2000) Zoeal development of *Novorostrum indicum* (Crustacea: Decapoda: Porcellanidae) Reared under laboratory conditions. *Species Diversity* 5: 13–22.
- Osawa M, McLaughlin PA (2010) Annotated checklist of anomuran decapod crustaceans of the world (exclusive of the Kiwaoidea and families Chirostyliidae and Galatheidae of the Galatheoidea) Part II-Porcellanidae. *Raffles Bulletin of Zoology* 23: 109–129.



- Pellegrini NC, Gamba AL (1985) Larval development of *Petrolisthes tonsorius* Haig, 1960, under laboratory conditions (Decapoda, Porcellanidae). *Crustaceana* 49: 251–267. doi: 10.1163/156854085X00576
- Piñate M, Lira C, Hernández G (2005) Larval development of *Pachycheles pilosus* (H. Milne Edwards, 1837) (Crustacea: Decapoda: Porcellanidae) under laboratory conditions. *Caribbean Journal of Science* 41: 824–833.
- Rabalais NN, Gore RH (1985) Abbreviated development in decapods. In: Wenner AM (Ed.) *Larval Growth*. A.A. Balkema Publishers, Rotterdam, 67–126.
- Rice AL (1993) Two centuries of larval crab papers: A preliminary analysis. In: Truesdale F (Ed.) *History of Carcinology*. A.A. Balkema Publishers, Rotterdam, 285–292.
- Rice AL, Williamson DI (1977) Planktonic stages of Crustacea Malacostraca from Atlantic Seamounts. *Meteor Forschungsergebnisse D26*: 28–64.
- Roberts MH (1968) Larval development of the decapod *Euceramus praelongus* in laboratory culture. *Chesapeake Science* 9: 121–130. doi: 10.2307/1351254
- Rodríguez IT, Hernández G, Magán I, Bolaños JA, Felder DL (2004) Larval development of *Pachycheles serratus* (Decapoda: Anomura: Porcellanidae) under laboratory conditions, with notes on the larvae genus. *Journal of Crustacean Biology* 24: 291–308. doi: 10.1651/C-2402
- Saelzer HE, Quintana R, Quiñones R (1986) Larval development of *Petrolisthes granulatus* (Guerin, 1835) (Decapoda, Anomura, Porcellanidae) under laboratory conditions. *Journal of Crustacean Biology* 6: 804–819. doi: 10.2307/1548393
- Sankolli KN (1967) Studies on larval development in Anomura (Crustacea, Decapoda). *Proceedings of the Symposium on Crustacea, Marine Biology Association of India* 2: 744–776.
- Sars GO (1889) Bidrag til kundskaben om decapodernes forvandlinger. *Archiv for Mathematik og Naturvidenskab* 13: 133–201.
- Schoppe S (1994) Larval development of *Clastoetochus vanderhorsti* (Schmitt, 1924) (Decapoda, Porcellanidae). *Ophelia* 39: 107–119. doi: 10.1080/00785326.1994.10429538
- Seridji R (1971) Contribution a l'étude des larves crustacées decapodes en baie d'Alger. *Pelagos* 3: 1–105.
- Shenoy S, Sankolli KN (1973a) Larval development of a porcellanid crab *Pachycheles natalensis* (Krauss) (Decapoda, Anomura). *Journal of the Marine Biological Association of India* 15: 545–555.
- Shenoy S, Sankolli KN (1973b) Metamorphosis of two species of genus *Polyonyx* Stimpson – *P. hendersoni* Southwell and *P. loimicola* Sankolli (Anomura, Porcellanidae). *Journal of the Marine Biological Association of India* 15(2): 710–727.
- Shenoy S, Sankolli KN (1975) On the Life History of a Porcellanid Crab, *Petrolisthes lamarckii* (Leach), as observed in the Laboratory. *Journal of the Marine Biological Association of India* 17(2): 147–159.
- Shepherd MC (1969) The larval morphology of *Polyonyx transversus* (Haswell), *Pisidia dispar* (Stimpson) and *Pisidia streptochiroides* (De Man) (Decapoda: Porcellanidae). *Proceedings of the Royal Society of Queensland* 80: 97–124.
- Soltanpour-Gargari A, Engelmann R, Wellershaus S (1989) Development and rearing of zoea larvae in Brachyura (Crustacea Decapoda): A bibliography. *Crustaceana Supl.* 14: 1–173.



- Thiriot A (1974) Larves de Décapodes Macrura et Anomura, especes europeennes; Caracteres morphologiques et observations ecologiques. *Thalassia Jugoslavica* 10: 341–378.
- Tirmizi NM, Yaqoob M (1979) Larval development of *Pachycheles tomentosus* Henderson (Anomura, Porcellanidae) with descriptive remarks on the adults from Karachi waters (Northern Arabian Sea). *Pakistan Journal of Zoology* 11: 29–42.
- Thompson JV (1835) Memoir on the metamorphosis in *Porcellana* and *Portunus*. *Entomological Magazine* 3: 275–280.
- Wear RG (1964a) Larvae of *Petrolisthes elongatus* (Milne Edwards, 1837) (Crustacea, Decapoda, Anomura). *Transactions of the Royal Society of New Zealand* 5: 40–53.
- Wear RG (1964b) Larvae of *Petrolisthes novaezelandiae* Filhol, 1885 (Crustacea, Decapoda, Anomura). *Transactions of the Royal Society of New Zealand* 4: 229–244.
- Wear RG (1965) Larvae of *Petrocheles spinosus* Miers, 1876 (Crustacea, Decapoda, Anomura) with keys to New Zealand porcellanid larvae. *Transactions of the Royal Society of New Zealand* 5: 147–168.
- Wear RG (1966) Pre-zoea larva of *Petrocheles spinosus* Miers, 1876 (Crustacea, Decapoda, Anomura). *Transactions of the Royal Society of New Zealand* 8: 119–124.
- Wear RG (1985) Checklist and annotated bibliography of New Zealand decapod crustacean larvae (Natantia, Macrura Reptantia, and Anomura). *Zoology Publications from Victoria University of Wellington* 79: 1–15.
- Webb GE (1921) The larvae of the Decapoda Macrura and Anomura of Plymouth. *Journal of the Marine Biological Association of the United Kingdom (New Series)* 12(3): 385–425. doi: 10.1017/S0025315400006287
- Wehrtmann IS, Albornoz L, Pardo LM, Veliz D (1997) The larval development of *Petrolisthes violaceus* (Guerin, 1831) (Decapoda, Anomura, Porcellanidae) from Chilean waters, cultivated under laboratory conditions. *Crustaceana* 70: 562–583. doi: 10.1163/156854097X00681
- Wehrtmann IS, Albornoz L, Veliz LM, Pardo LM (1996) Early developmental stages, including the first crab, of *Allopetrolisthes angulosus* (Decapoda, Anomura, Porcellanidae) from Chile, reared in the laboratory. *Journal of Crustacean Biology* 16: 730–747. doi: 10.2307/1549192
- Wehrtmann IS, Báez P (1997) Larvas y estadios tempranos de desarrollo de crustáceos decápodos de Chile: descripciones publicadas. *Investigaciones Marinas, Valparaíso*, 263–276. doi: 10.4067/s0717-71781997002500019
- Werdning VB, Müller HG (1990) Larval development of *Neopisisoma neglectum* Werdning, 1986 (Decapoda, Anomura, Porcellanidae) under laboratory conditions. *Helgoländer Meeresuntersuchungen* 44: 363–374. doi: 10.1007/BF02365473
- Williamson DI (1970) On a collection of planktonic Decapoda and Stomatopoda (Crustacea) from the east coast of the Sinai Peninsula, Northern Red Sea. *Bull. Sea Bulletin Sea Fisheries Research Station (Haifa)* 56: 1–48.
- Williamson HC (1915) Crustacea Decapoda, Larvae, VIII. Fiches D'identification Du Zooplancton 166/167, 8 pp.
- Williamson DI (1970) On a collection of planktonic Decapoda and Stomatopoda (Crustacea) from the east coast of the Sinai Peninsula, Northern Red Sea. *Bulletin of Sea Fisheries Research Station of Haifa* 56: 1–48.

- Yaqoob M (1974) Larval development of *Petrolisthes rufescens* (Heller, 1861) (Decapoda: Porcellanidae) under laboratory conditions. Pakistan Journal of Zoology 6: 47–61.
- Yaqoob M (1977) The development of larvae of *Petrolisthes ornatus* Paulson, 1875 (Decapoda, Porcellanidae) under laboratory conditions. Crustaceana 32: 241–255. doi: 10.1163/156854077X00728
- Yaqoob M (1979a) Culturing of *Petrolisthes boscii* (Adouin, 1826) (Crustacea: Decapoda: Porcellanidae) in the laboratory. Pakistan Journal of Zoology 11: 57–67.
- Yaqoob M (1979b) Larval development of *Pisidia dehaanii* (Krauss, 1843) under laboratory conditions (Decapoda, Porcellanidae). Crustaceana Supplement 5: 69–76.
- Yaqoob M (1979c) Rearing of *Petrolisthes lamarckii* (Leach, 1820) under laboratory conditions (Decapoda, Porcellanidae). Crustaceana 37: 253–264. doi: 10.1163/156854079X01130
- Yaqoob M (1979d) Larval development of *Pachycheles natalensis* (Krauss, 1843) under laboratory conditions (Decapoda, Porcellanidae). Biologia, Lahore 25: 23–34.