

Physiological Mini Reviews

Special Issue

**The discovery of Angiotensin:
a foundational step in the history
of hypertension**

14

Volume

Vol. 14, May, 2021
ISSN 1669-5410 (Online)
pmr.safisiol.org.ar



SAFIS
Sociedad Argentina de Fisiología



Physiological Mini Reviews is the official journal of the Asociación Latinoamericana de Ciencias Fisiológicas, (ALACF), which is constituted by the following Societies:

Sociedad Argentina de Fisiología (SAFIS)

Sociedad Brasileira de Fisiología (SBFis)

Asociación Colombiana de Fisiología (COLFISIS)

Sociedad Cubana de Ciencias Fisiológicas (SOCCF)

Sociedad Chilena de Ciencias Fisiológicas (SCHCF)

Sociedad de Fisiología de Haití (SHF)

Sociedad Mexicana de Ciencias Fisiológicas (SMCF)

Sociedad Peruana de Ciencias Fisiológicas (SCPCF)

Sección de Fisiología de la Sociedad Uruguaya de Biociencias (SUB)

Physiological Mini-Reviews

[ISSN 1669-5410 (Online)]

Edited by the **Argentinean Physiological Society and the Latin American Association of Physiological Sciences**

Journal address: Centro de Investigaciones Cardiovasculares y Cátedra de Fisiología y Física Biológica.
Facultad de Ciencias Médicas; Universidad Nacional de La Plata;
La Plata, Buenos Aires, Argentina. Tel.-Fax: +54-211-4834833
<http://pmr.safisiol.org.ar>

Physiological Mini-Reviews is a scientific journal, publishing brief reviews on "hot" topics in Physiology. The scope is quite broad, going from "Molecular Physiology" to "Integrated Physiological Systems". As indicated by our title it is not our intention to publish exhaustive and complete reviews. We ask to the authors concise and updated descriptions of the "state of the art" in a specific topic. Innovative and thought-provoking ideas are welcome.

Founding Editor: Mario Parisi, Buenos Aires, Argentina

Editor in Chief: Alicia Mattiazzi, La Plata, Argentina

Associate Editors:

Presidents of Latin American Physiological Societies

Paola Contreras, Montevideo, Uruguay
Jean-Claude Dorsainvil, Puerto Príncipe, Haiti
Mayppee González, La Habana, Cuba
Henry León, Bogotá, Colombia
Daniel Ortuño, Ciudad de Mexico, Mexico
Azael Paz Aliaga, Lima, Perú
Patricia Rocco, Río de Janeiro, Brazil
Luis Sobrevia, Santiago, Chile
Martín Vila-Petroff, La Plata, Argentina

Education:

Robert Carroll, Greenville, North Carolina, United States.
Matilde Said, La Plata, Argentina
Roxana Troiano, Buenos Aires, Argentina

Editorial Board:

Alejandro Aiello, La Plata, Argentina
Vagner Roberto Antunes, Sao Paulo, Brazil
Walter Boron, Cleveland, OH, United States
Maria Jose Campagnole-Santos, Belo Horizonte, Brazil
Claudia Capurro, Buenos Aires, Argentina
Daniel Cardinali, Buenos Aires, Argentina
Marcelino Cerejido, México City, México
Julio Copello, Springfield, Il United States
Alberto Crottogini, Buenos Aires, Argentina
Adolfo De Bold, Ottawa, Canada
Osvaldo Delbono, Winston-Salem, NC, United States
Alberto Dorta, La Habana, Cuba
Irene Ennis, La Plata, Argentina
Ariel Escobar, Merced, CA, United States
Ludmila Firaletova, St. Petersburg, Russia
Ana Franchi, Buenos Aires, Argentina
Benjamín Florán Garduño, Ciudad de Mexico, Mexico
Ana María Gomez, Chatenay-Malabry, France

Guillermo González Burgos Pittsburg, PA, United States
Carlos González, Valparaíso, Chile
Hilda Leonor González Olaya, Bucamaranga, Colombia
Sergio Gradilone, Austin, MN, United States
Cecilia Hidalgo, Santiago, Chile
Joost Hoenderop, Nijmegen, The Netherlands
Bredford Kerr Fuentes, Santiago, Chile.
Cecilia Larocca, Rosario, Argentina
Elena Lascano, Buenos Aires, Argentina
Reinaldo Marín, Caracas, Venezuela
Raúl Marinelli, Rosario, Argentina
Susana Mosca, La Plata, Argentina
Cecilia Mundiña-Weilemann, La Plata, Argentina
Gustavo Pérez, La Plata, Argentina
Darío Protti, Sidney, Australia
Margarita Salas, La Plata, Argentina
Daniel Schulz, Paris, France
Gary Sieck, Rochester, MN, United States

Education Editorial Board

Robert Carroll, Greenville, North Carolina, United States
Matilde Said, La Plata, Argentina
Roxana Troiano, Buenos Aires, Argentina

Publishing Editorial Committee

Carolina Caniffi, Buenos Aires, Argentina
Verónica de Giusti, La Plata, Argentina
Luis Gonano, La Plata, Argentina
Alejandro Orłowsky, La Plata, Argentina

Zully Pedroso, Santiago, Chile
Matilde Said, La Plata, Argentina
Carlos Valverde, La Plata, Argentina
Alejandra Yeves, La Plata, Argentina

Editorial Assistant: María Ines Vera

Preparation and Submission of manuscripts:

"Physiological Mini-Reviews" will have a maximum of 3000 words, 50 references and 3 figures. Material will be addressed to scientific people in general but not restricted to specialist of the field. For citations in the text please refer to Instructions in our webpage. Final format will be given at the Editorial Office. Most contributions will be invited ones, but spontaneous presentations are welcome. Send your manuscript in Word format (.doc or .docx) to: pmr@safisiol.org.ar

Advertising: For details, rates and specifications contact the Associate Editor at the Journal address e-mail: pmr@safisiol.org.ar

The "Sociedad Argentina de Fisiología" is a registered non-profit organization in Argentina. (Resol. IGJ 763-04)

Physiological Mini Reviews

Special ISSUE

Volume 14

The discovery of Angiotensin: a foundational step in the history of hypertension

THE DISCOVERY OF ANGIOTENSIN: A FOUNDATIONAL STEP IN THE HISTORY OF HYPERTENSION

José Milei

National Research Council, Institute of Cardiological Research, University of Buenos Aires. UBA.CONICET, Argentina

*Correspondence to: josemiley@gmail.com

ABSTRACT

More than 80 years ago, in 1939 two independent teams in Buenos Aires and Indianapolis, headed by Eduardo Braun Menendez and Irving H. Page, identified the polypeptide angiotensin related to the pressor effect of renal hypertension.

The interest of the Argentine team in hypertension began in 1931 during Taquini's visit to Volhard's laboratory as a member of the Houssay (Nobel Prize, 1947) group (the other members were Braun Menéndez, Fasciolo, Leloir (Nobel Prize 1970) and Muñoz). Two years thereafter, Goldblatt's demonstrated that partial occlusion of the renal arteries produces hypertension in dogs and Houssay, in 1936 predicted the presence of a humoral mechanism and with Fasciolo demonstrated that the ischemic kidneys released a pressor substance. Later on, Taquini proved that the rise in blood pressure which follows the re-establishment of circulation in kidneys was also produced by the release of a substance: "hypertensin (from the plasma of venous blood of acute ischemic kidneys). Soon after, they proved that it was the result of an enzymatic reaction in which renin was the enzyme and plasma the substrate.

At the same time, in May 1939 Page et al postulated that renin activated by plasma becomes vasoactive ("angiotonin").

Page and his group (Kenneth, Kohlstaedt, Helmer and Corcoran) began in 1937, with the purification of renin, studying its renal hemodynamic effects and measuring the vasoconstriction in dog's tail perfused with Ringer's solution. Because of a fortuitous arrangement, a sample of renin was left on Page's desk for several days. When he finally tested it, a surprising sharp increase in arterial pressure was observed. Later on, Page et al acknowledged in 1943 the enzymatic nature of the system and both groups agreed to fuse the two original names into "angiotensin".

Keywords: angiotensin, hypertension, renin-angiotensin system, blood pressure, kidney ischemia. (angiotensina, hipertensión, sistema renina-angiotensina, isquemia renal)

As emphasized in the review by Basso and Terragno [1], in their tribute to the ‘Sixtieth Anniversary of Angiotensin’ [2], and ‘In Memoriam’ by Basso and Schiffrin [3], the discovery of angiotensin was a cornerstone in the history of hypertension [4-9].

In effect, on the basis of Taquini’s autobiographical notes [10, 11] and some unpublished documents found by myself at the time of taking charge as the Director of the Instituto de Investigaciones Cardiológicas ‘Prof. Dr. Alberto C. Taquini’, I will attempt to make known some ignored aspects of the ‘links’ that led to the discovery of angiotensin [4]. Notably, the manuscripts, letters and documents related to this report had been kept in one of the drawers of Taquini’s desk as a valuable treasure.

In 1939, two independent research teams in Buenos Aires and Indianapolis, headed by Eduardo Braun Menendez and Irving H. Page respectively, identified the polypeptide angiotensin related to the pressor effect of renal hypertension [1].

The Argentine Research group

At the end of 1943, due to political persecution against Bernardo Houssay, its mentor, that group was dissolved (Figure 1)




Figure 1. The Argentine group. From left to right: Juan Carlos Fasciolo, Juan M. Muñoz, Alberto C. Taquini (standing), Bernardo A. Houssay (Nobel Prize 1947), Eduardo Braun Menendez (standing), Luis F. Leloir (Nobel Prize 1970).

Because of the subsequent premature death in 1959 of Braun Menéndez, unfortunately some twists in the tale of the discovery of angiotensin have remained ignored.

The interest of the Argentine team in the field of hypertension began in 1931 during Taquini’s visit to Franz Volhard’s laboratory as a member of the Houssay (Nobel Prize, 1947) research group. Volhard was the first to postulate that vasospasms, characteristic of pale hypertension, were produced by a vasoconstrictor substance released by the kidney [1].

Two years thereafter, Goldblatt's classical report showing that partial occlusion of the arteries produces sustained hypertension in dogs similar to that seen in human beings [12], plus some additional evidence denying its reflex origin [13], led Houssay, to predict the presence of a humoral mechanism.

In 1936, he asked Fasciolo, an active young medical graduate, to reproduce Goldblatt's technique. Houssay with Fasciolo [14] were able to demonstrate that the ischemic kidneys released a pressor substance that increased the recipient's blood pressure. Taquini narrated the circumstances as follows [11]:

“At the time Houssay and Fasciolo performed their experiments, I was head of the Cardiovascular Laboratory of the Institute and, with Volhard's hypothesis in mind, I discussed with them the possibility that the pressor substance released by the ischemic kidney might act directly on the vessels. Houssay firmly supported this hypothesis and advised me to test it with the Löwen Trendelenburg technique, which I did with positive results. In fact, the plasma of blood leaving the clamped kidney proved to have a definite constrictor effect on the isolated vessels of the toad's legs [15]...”. As a consequence, those experiments led them to affirm that Goldblatt's hypertension was the result of a pressor vasoactive substance released by the ischemic kidney [16].

Later on, using the same methods, Taquini proved that the rise in blood pressure which follows the re-establishment of circulation in kidneys was also produced by the release of the same vasopressor vasoactive substance [17].

Afterwards, Fasciolo and Braun Menéndez perfused isolated kidneys, using a heart lung preparation, and showed that the kidney must only be ischemic during a short time to release the vasoactive substance [18].

In 1938, Houssay delegated the problem to a team formed by Braun Menéndez, Fasciolo, Leloir (Nobel Prize 1970), Muñoz and Taquini.

The first noteworthy result was attained in 1939. At that time, Taquini and Braun Menéndez crossed their paths; Taquini began his fellowship in Harvard, and Braun Menéndez, returned from Cambridge, and returned his position in Buenos Aires. Braun Menéndez, Fasciolo, Leloir and Muñoz at the Institute of Physiology, extracted a pressor substance from the plasma of venous blood of acute ischemic kidneys. The substance was dializable, thermostable and with a short pressor effect; they called it “hypertensin” [19]. Soon after they proved that it was the result of an enzymatic reaction in which renin was the enzyme and plasma the substrate [20].

By the end of 1938, Leloir and Muñoz joined the group following a suggestion by Houssay, in order to collaborate in the identification of the vasoactive substance, already detected [19,20].

At the same, Irving Page (Figure 2) with G. Kenneth, K.G. Kohlstaedt and O.M. Helmer, presented their communication "Activation of renin and its vasoconstrictor properties" at the Meeting of the American Heart Association, held in May 1939, where they postulated that renin activated by plasma becomes vasoactive [21].




Figure 2. Original portrait of Irving Page autographed “To Dr. Taquini with warm regards and respect”.

Taquini was present at that meeting, to which he had been invited to present his experience with totally ischemic kidneys (Figure 3).

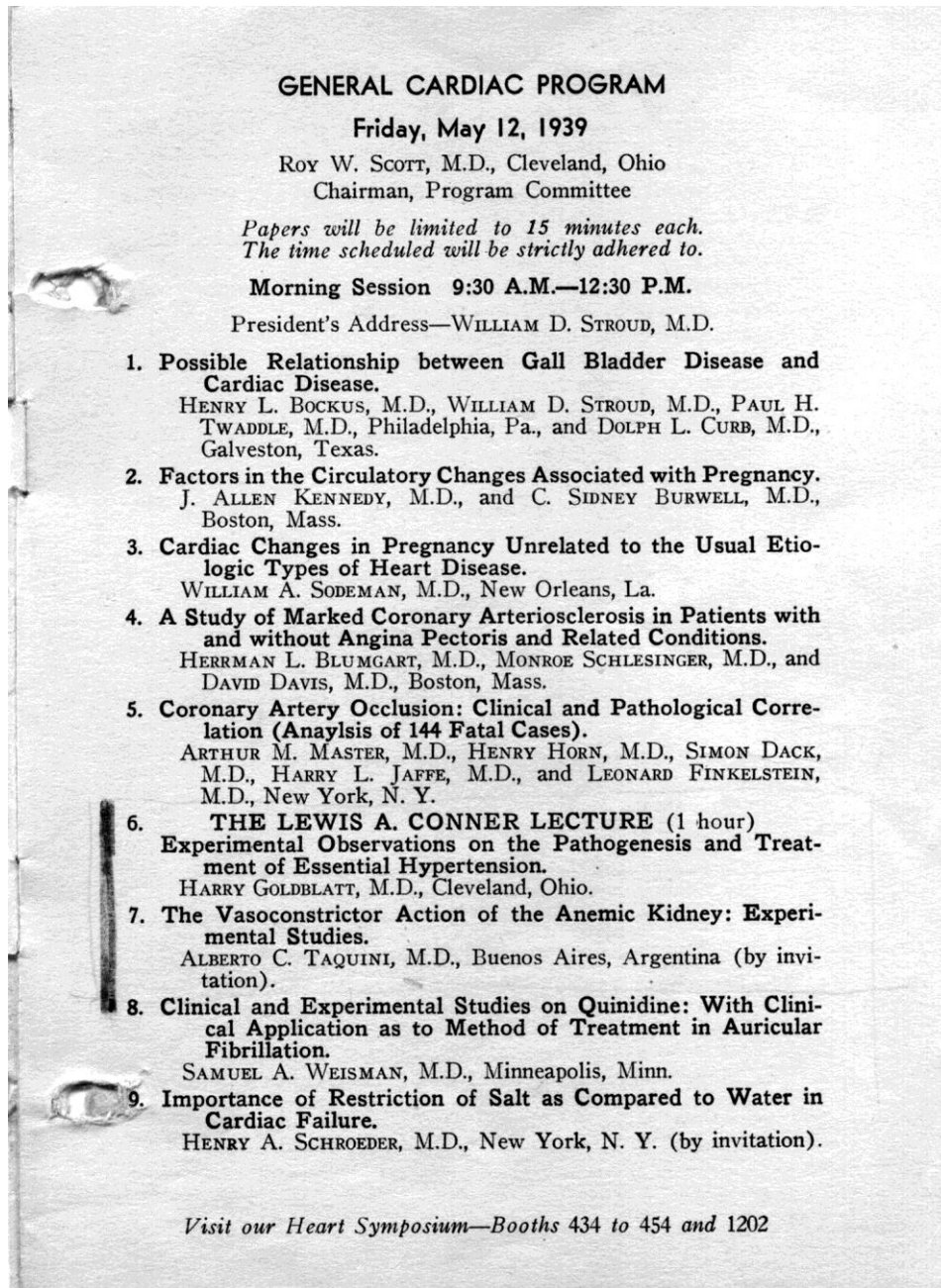


Figure 3. Original program of the Scientific Sessions of the American Heart Association of 1939. A fragment of the original program where Taquini marked Goldblatt's and his own presentation.

Fortytwo years later [11], in his “Personal Memories”, he narrated the discussion that developed at the meeting: “Well Informed that the properties of the substance isolated by my peers clearly showed that it was not renin, I objected to Page’s and coworkers interpretation. Goldblatt who was also present, apparently, was the only one to take my comments into consideration. At the end of the sessions he invited me to stop at his laboratory on my way back to Boston in order to analyze the problem more extensively...”

Taquini sent immediately his presentation to the American Heart Journal. It was published on May, 1940 [22]. In that paper it was concluded that:

The re-establishment of circulation to a totally ischemic kidney causes a rise in arterial pressure, by the liberation of a pressor substance formed during total renal ischemia.

This substance acts directly upon the peripheral vessels and produces marked vasoconstriction and consequent hypertension.

In the years that followed the discovery of angiotensin, the Argentine group studied its enzymatic release from angiotensinogen, the secretion of renin by the kidneys, identified angiotensin as a peptide, and studied the formation of angiotensinogen by the liver, [23-25]. As a final contribution, the group wrote the book *Hipertension Arterial Nefrónica*, which was published in 1943 and translated into English [26]. At the end of that year, and because of the already mentioned political persecution against Houssay, the group was dissolved.

Braun Menéndez continued his work together with his mentor Houssay in the private Instituto de Biología y Medicina Experimental, awaiting quieter times. He eventually rose to professor of Physiology in the University of Buenos Aires in 1956. Most unfortunately, he died in 1959 in a commercial airplane crash.

Taquini founded the Instituto de Investigaciones Cardiológicas in 1944 and directed it for more than 54 years, until his death in 1998. During his long and fruitful life, he received more than a hundred national and international awards, published more than 350 papers in high level journals, and formed a legion of disciples [24]. Fortunately, the manuscripts, letters and documents related to this report were kept for more than 60 years in one of the drawers of his desk. This valuable treasure was recovered by this author upon becoming the Director of the Institute [6].

Fasciolo (1911-1993) worked with Taquini until he became the Chair of Physiology at Cuyo University in Mendoza. He continued his research on hypertension until his death.

Leloir (1906-1987) was a Research Assistant in Carl F. Cori's laboratory in St. Louis in 1944, and thereafter he returned to Argentina and worked on the metabolism of galactose, which led him to earn the Nobel Prize in Chemistry in 1970 for his discovery of sugar nucleotides and their role in the biosynthesis of carbohydrates.

The American Research group

In his seminal book, Page related the facts as follows [27]: "...our work on the purification of renin began again in 1937, with Helmer doing the fractionation, Corcoran studying the renal hemodynamic effects, and Kohlstaedt measuring the vasoconstriction in dog's tail perfused with Ringer's solution, a method that was compared with the perfused isolated rabbit's ear vessels by a technician. I tested the samples in intact dogs and cats and also after various organs had been removed. In a sense it was this fortuitous arrangement that led to the discovery of angiotensin. It became apparent that as the fractionation of the kidney extract progressed, the pressor action in intact animals was becoming greater, but in the rabbit ear vessels and the dog's tail perfused with Ringer's solution, constriction was growing weaker".

At that time, a sample of renin was left on Page's desk for several days. When he finally tested it, a surprising sharp increase in arterial pressure over 300 mm Hg was observed. The curve of blood pressure rise was instantaneous and not very similar to that of renin. These two findings led them to affirm that a new substance had been formed, and that an enzymatic reaction was involved. By perfusing the dog's tail or rabbit's ear with plasma and injecting renin into it, Page

and co-workers were able to demonstrate a sharp increase in vasoconstriction as the purification advanced [28].

However, there were some detours in the route of the American group. In early 1938, they reported “the activation of renin by blood colloids”. Page has explained the circumstances: “In retrospect, we were sorry we used the term ‘activation’. It was done out of extreme caution to avoid suggesting something unproved. We hoped it indicated that renin was an enzyme that in itself had no vascular activity. We said, ‘If renin is an enzyme, then it seems reasonable to suppose the activator is the substance on which it acts’. We were roundly criticized for our caution. The problem was carried further in a detailed study published in November 1939 on the nature of the action of renin, in which the pressor activity of renin was shown to be dependent of the presence of renin ‘activator’ or ‘substrate’ “ [27].

As a consequence, the active agent received the suggestive name of “angiotonin” and the full-length paper “On the Nature of the Pressor Action of Renin”, was published in 1939 in The Journal of Experimental Medicine [29] and in the American Heart Journal because of having been presented on May 13, at the Meeting of the American Heart Association.

Later on, Page et al [30] acknowledged in 1943 the enzymatic nature of the system and renamed their so-called renin –activator as renin substrate.

However, the announcement of the discovery of angiotensin created almost no interest. Many investigators doubted its existence, Harry Goldblatt among them [31] in spite of the attention he paid to it during the meeting of 1939. Furthermore, in his “Introductory lecture on the production and pathogenesis of experimental hypertension” delivered at a Meeting in June 1946, hypertensin-angiotonin was/were ignored and the Argentine group bibliography dismissed. We did not find any explanation for this, except for his final words: “...the nature of the humoral mechanism of experimental renal hypertension... will be discussed by the other participants in this Conference” (?).

Linguistic resolution: Angiotensin

Both groups were concerned about the duality “hypertensin-angiotonin” and agreed to fuse the two original names into “angiotensin”. During an interview taped by Frohlich [2], Page pointed out “...that while enjoying martinis with Braun Menendez (Figure 6) at the University of Michigan meeting we arrived at a compromise nomenclature for angiotensin- hypertensin: angiotensin as published in Science in 1958 [32]. This was emphasized in a letter to Fasciolo in June 1985 [33]: "Too bad we can't leave a historical puzzle so some youngster can write a book about a controversy which did not occur. I hope the hypertensin story can be a model for future scientists to show how difficult situations can be solved like gentlemen and friends".

Afterwards, with the passing of time, the “adventure of the discovery of angiotensin” was no longer an adventure as an overwhelming body of evidence made angiotensin a reality.

REFERENCES

- [1] **Basso N, Terragno NA.** History about the discovery of the renin– angiotensin system. *Hypertension* 2001; 38:1246–1249.
- [2] **Frohlich E.** Sixtieth anniversary of angiotensin. *Hypertension* 2001; 38:1245.
- [3] **Basso N, Schiffrin EL.** In memoriam Professor Alberto C.Taquini. *Hypertension* 1998; 32:1–2.
- [4] **Milei J.** Alberto C. Taquini and the 'links' that led to the discovery of angiotensin: on the 100th anniversary of his birth. *J Hypertens.* 2005;23:1267-9.
- [5] **Milei J, Trujillo JM.** Historia del Instituto de Investigaciones Cardiológicas Alberto C. Taquini en su 60^{avo} aniversario. *Medicina (B Aires)* 2004;64:163-169.
- [6] **Milei J et al.** Alberto C. Taquini y el 75° Aniversario del descubrimiento de la Angiotensina : 70° aniversario de la fundación del Instituto de Investigaciones Cardiológicas. Publicación JM. 2014. Instituto de Investigaciones Cardiológicas "Prof. Dr. Alberto C. Taquini"
- [7] **Milei J, Provenzano S, Ambrosio G.** 75th anniversary of the discovery of angiotensin: a tale of two countries. *Eur Heart J.* 2015 Feb 21;36:461-3.
- [8] **Milei J.** A cornerstone in the history of hypertension: the seventieth anniversary of the discovery of angiotensin. *J Cardiovasc Med (Hagerstown).* 2010 ;11:260-4.
- [9] **Otero-Losada M, Nobile MH, Milei J.** Angiotensin Affair: How Great Minds Thinking Alike Came to a Historical Agreement. Chapter 1, In *Renin-Angiotensin System - Past, Present and Future.* 2014. Intech Open.
- [10] **Taquini AC.** Una breve autobiografía inédita. Buenos Aires: Edición del Instituto de Investigaciones Cardiológicas Prof. Dr. Alberto C. Taquini, 2002. Imprenta de la Facultad de Medicina de la Universidad de Buenos Aires.
- [11] **Taquini AC.** Personal Memories. Proceedings of the Second Einthoven Meeting on Past and Present Cardiology. Univ. Leiden and Einthoven Foundation, November 12-, 1981 p. 231-7
- [12] **Goldblatt H, Lynch J, Hanzal RF, Summerville WV.** Studies on experimental hypertension.I. The production of persistent elevation of systolic blood pressure by means of renal ischemia. *J. Exp. Med.* 59: 347, 1934.
- [13] **Page IH.** Relationship of the extrinsic renal nerves to the origin of experimental hypertension. *Am. J. Physiol.* 112: 166, 1935.
- [14] **Houssay BA, Fasciolo JC.** Demostración del mecanismo humoral de la hipertensión nefrógica. *Bol. Acad.Nac. Med. Buenos Aires* 18: 342, 1937.
- [15] **Houssay BA, Taquini AC.** Acción vasoconstrictora de la sangre venosa del riñón isquemiado. *Rev.Soc. Argentina Biol.* 14: 5-14, 1938.
- [16] **Fasciolo JC, Houssay BA, Taquini AC.** The blood-pressure raising secretion of the ischemic kidney. *J.Physiol.*1938. 94: 281.
- [17] **Taquini AC.** Liberación de sustancia hipertensora en el riñón totalmente isquemiado. *Rev. Soc. Argent. Biol.* 1938.14, 422-428 y 570.
- [18] **Braun Menéndez E, Fasciolo JC.** Acción vasoconstrictora e hipertensora de la sangre venosa del riñón en isquemia incompleta aguda. *Rev. Soc. Argent. Biol.* 1939, 15.161-172.

- [19] **Braun Menéndez E, Fasciolo JC, Leloir LF, Muñoz JM.** La substancia hipertensora de la sangre del riñón isquemado. *Rev. Soc. Arg. Biol.* 1939, 15:420-425.
- [20] **Braun Menéndez E, Fasciolo JC, Leloir LM, Muñoz JM.** The substance causing renal hypertension. *J. Physiol.* 1940, 98: 283-298.
- [21] **Kolstaed KG, Page IH, Helmer OM.** The activation of renin by blood. *Am. Heart. J.* 1940, 19:92
- [22] **Taquini AC.** The production of a pressor substance by the totally ischemic kidney. *Am Heart J.* 1940, 19: 513-518.
- [23] **Leloir LF, Muñoz JM, Braun-Menéndez E, Fasciolo JC.** La secreción de renina y la formación de hipertensina. *Rev Soc Argent Biol* 1940;16:75-80.
- [24] **Muñoz JM, Braun-Menéndez E, Fasciolo JC, Leloir LF.** The mechanism of renal hypertension. *Am J Med* 1940; 200:608-618.
- [25] **Taquini AC, Braun-Menéndez E, Fasciolo JC, Leloir LF, Muñoz JM.** Medición del hipertensinógeno. *Rev Soc Argent Biol* 1943;19:500-506.
- [26] **Braun-Menéndez E, Fasciolo JC, Leloir LF, Muñoz JM, Taquini AC.** Hipertensión Arterial Nefrógica. Buenos Aires, "El Ateneo", 1943; Dexter L, trans: Renal Hypertension. Springfield, HI, Charles C. Thomas Publishing, 1946.
- [27] **Page IH.** Hypertension research: A memoir 1920-1960. *Pergamon Press, Inc.*, 1988. p. 113-116.
- [28] **Page IH, Helmer OM.** A crystalline pressor substance, angiotenin. *Proc Center Soc Clin Invest.* 1939;12:17.
- [29] **Page IH.** On the nature of the pressor action of renin. *J Exp Med.* 1939; 70:521-542.
- [30] **Page IH, Helmer OM, Plentl AA, Kohlstaedt KG, Corcoran AC.** Suggested change in designation of "renin activator" (hypertensinogen) to renin-sustrate (alfa 2-globulin). *Science* 1943 ;98 :153.
- [31] **Goldblatt H.** Introductory lecture on the production and pathogenesis of experi hypertension. *New York Academy of Sciencies.* 1946; 3:4-31.
- [32] **Braun Menéndez E, Page IH.** Suggested revision of nomenclature: angiotensin. *Science.* 1958;127:242.
- [33] **Fasciolo JC.** The experimental observation that led to discovery of angiotensin. 1939 Buenos Aires, Argentina. *Hypertension.* 1990 ;16:194-8.

About authors



José Milei es Doctor en Medicina y Médico Cardiólogo Universitario. Ex-Director, por concurso, del Instituto de Investigaciones Cardiológicas “Prof. Dr. Alberto C. Taquini” de la Universidad de Buenos Aires (UBA) y del Consejo Nacional de Investigaciones Científicas y Técnicas (Conicet) (2002-2016).

Es Profesor Emérito de Medicina Interna de la Facultad de Medicina (UBA) y Miembro de la Carrera del Investigador del Conicet, categoría Superior.

Su tesis sobre los efectos de isoproterenol en el miocardio fue publicada en *Am Heart J* en 1976 y ha sido ampliamente citada internacionalmente. Fue becario en el Armed Forces Institute of Pathology, Walter Reed Hospital e investigador visitante en la década del '80 en el NIH, National Heart, Lung, and Blood Institute, USA, bajo la guía de su mentor, Víctor Ferrans.

Es Miembro Titular de la Sociedad Argentina de Cardiología desde el año 1975, ocupando diversos cargos societarios. Forma parte del Comité Editorial de varias revistas científicas nacionales e internacionales.

Sus investigaciones sobre la cardiomiopatía chagásica crónica contribuyeron al conocimiento de su fisiopatología y su tratado “Enfermedad de Chagas” continúa siendo el libro de referencia en los últimos 20 años.

Sus trabajos sobre las lesiones pre-ateroscleróticas en los fetos y niños ayudaron a sentar las bases de la importancia de los engrosamientos intimaes en la génesis de la placa. Son conocidas sus investigaciones en infarto indoloro en el diabético, isquemia-reperfusion, hipertensión y síndrome metabólico.

Fue Subsecretario Académico y Consejero Académico de la Facultad de Medicina (2002-2008), UBA. Ha publicado más de 450 trabajos de investigación clínica o aplicada, 169 en revistas indizadas en Medline, así como más de una decena de libros. Ha desarrollado profundos lazos de cooperación científica con diversos centros de fama internacional.