


Records & History





All-Time Coaches



Neil Callaway

2007-Present

Year	Record	Pct.	Division
2007	2-10-0	.167	NCAA I-AA
2008	4-8-0	.333	NCAA I-AA
2009	5-7-0	.417	NCAA I-AA
2010	4-8-0	.333	NCAA I-AA
Totals	15-33-0	.313	NCAA I-AA



Watson Brown

1995-2006

Year	Record	Pct.	Division
1995	5-6-0	.455	Ncaa I-AA
1996	5-6-0	.455	Ncaa I-AA
1997	5-6-0	.455	Ncaa I-AA
1998	4-7-0	.364	Ncaa I-AA
1999	5-6-0	.455	Ncaa I-AA
2000	7-4-0	.636	NCAA I-A
2001	6-5-0	.545	NCAA I-A
2002	5-7-0	.417	NCAA I-A
2003	5-7-0	.417	NCAA I-A
2004	7-5-0	.583	NCAA I-A
2005	5-6-0	.455	NCAA I-A
2006	3-9-0	.250	NCAA I-A
Totals	62-74-0	.456	(12 seasons)



Dr. Jim Hilyer

1991-94

Year	Record	Pct.	Division
1991	4-3-2	.555	NCAA III
1992	7-3-0	.700	NCAA III
1993	9-2-0	.818	NCAA I-AA
1994	7-4-0	.636	NCAA I-AA
Totals	27-12-2	.658	(4 seasons)

Assistant Coaches

Dr. Lynn Artz 1991-94
Corey Barlow **2007-Present**
 Rodney Bivens 2003-06
 Fred Bohannon 1991-94
 Wayne Bolt 2003-05
Tim Bowens **2007-Present**
 Dieter Brock 1991-94
 Rick Christophel 1995-01, 04-06
 Bill Clay 1997-00
 Mike Clements 1992-94
 Randy Corbitt 1993-94
Lorenzo Costantini **2007-Present**
 Joe Cribbs 1991
 Larry Crowe 1991-92, 1995-02
Steve Davenport **2007-10**
 Pat Donohoe 1995-04
 David Evans 1991-92
Will Friend **2007-10**

Cale Gundy 1995-98
Kim Helton **2007-Present**
Tyson Helton **2007-Present**
 Robert Henry 1995-96
 Brandon Herring 2002-06
 "Smokey" Hodge 1991-94
 John Ireland 1993-94
 George "Snoozy" Jones 1991-94
 Ricky Jones 1992
 David Langner 1991
 Woodrowe Lowe 2001-04
Rick Mallory **2011**
Steve Martin **2007-Present**
 Reese McCall 1992-93
 Bill McClung 1991-94
 Ron McCrone 2005-06
 Richard Moncrief 2001-02
 John Neal 1995-02

Toby Neinas 1996-01
 Eddie Pierce 1995
 George Pugh 1995-00, '05
 Sammy Queen 1992-94
 Shawn Raney 2004-06
 Ross Robinson 2002-06
 Bill Schmitz 2005-06
Eric Schumann **2007-10**
 Richard Shinn 1992-94
 Kevin Shirley 2003
 Freddie Smith 1992-94
 Billy Spruiell 1991-94
 Pat Sullivan 1998-06
Tyson Summers **2007-Present**
 Billy Tohill 1991
 Larry VanDerHeyden 1995-03
 Tommy West 2011
 John Wozniak 2011



Year-by-Year Results

1991

Overall Record: 4-3-2 (Division III) **Head Coach:** Jim Hilyer

DATE	OPPONENT	SCORE	Att.
Sept. 7	at Millsaps	0-28	1,000
Sept. 14	EVANGEL	10-28	5,132
Sept. 21	at Washington & Lee	34-21	3,183
Sept. 28	at Hampden-Sydney	35-35	5,125
Oct. 12	LINDENWOOD	17-17	6,207
Oct. 19	at Charleston Southern	33-19	3,600
Oct. 26	FERRUM	7-35	5,579
Nov. 9	HASTINGS	9-7	4,157
Nov. 16	CLINCH VALLEY	25-6	2,226

1992

Overall Record: 7-3 (Division III) **Head Coach:** Jim Hilyer

DATE	OPPONENT	SCORE	Att.
Sept. 5	MILLSAPS	28-0	5,719
Sept. 12	GALLAUDET#	44-6	5,349
Sept. 19	LANE	26-6	5,977
Sept. 26	at Tennessee Wesleyan	12-16	1,000
Oct. 3	MILES	30-6	7,042
Oct. 17	CHARLESTON SOUTHERN	39-7	4,922
Oct. 24	at Ferrum	17-31	3,000
Oct. 31	at Samford	3-49	6,156
Nov. 7	at Lindenwood	41-12	700
Nov. 14	at Clinch Valley	31-30	2,000

- played at Lawson Field (Birmingham, Ala.)

1993

Overall Record: 9-2 (Division I-AA) **Head Coach:** Jim Hilyer

DATE	OPPONENT	SCORE	Att.
Sept. 6	TROY STATE	3-37	14,207
Sept. 11	MOREHEAD STATE	52-14	6,051
Sept. 25	at Western Kentucky	13-40	7,000
Oct. 2	at Miles	31-6	4,000
Oct. 9	LAMBUTH	40-14	5,856
Oct. 16	at Mississippi Valley State	30-13	9,500
Oct. 23	at Charleston Southern	48-20	1,550
Oct. 30	at Wofford	23-11	1,304
Nov. 6	at Butler	31-27	1,047
Nov. 13	DAYTON	27-19	7,428
Nov. 20	PRAIRIE VIEW A&M	58-12	4,181

1994

Overall Record: 7-4 (Division I-AA) **Head Coach:** Jim Hilyer

DATE	OPPONENT	SCORE	Att.
Sept. 3	at Alabama State	24-27	14,750
Sept. 10	at Dayton	28-10	10,112
Sept. 17	JACKSONVILLE STATE	12-28	17,222
Sept. 24	at Kansas	0-72	35,000
Oct. 1	WESTERN KENTUCKY	22-31	20,237
Oct. 8	WOFFORD	34-27	20,237
Oct. 15	MISSISSIPPI VALLEY STATE	24-14	20,237
Oct. 22	CHARLESTON SOUTHERN	54-14	20,237

Oct. 29	at Morehead State	36-15	2,500
Nov. 5	BUTLER	19-14	20,237
Nov. 19	at Prairie View A&M	48-6	2,007

1995

Overall Record: 5-6 (Division I-AA) **Head Coach:** Watson Brown

DATE	OPPONENT	SCORE	Att.
Sept. 2	ALABAMA STATE	3-13	15,169
Sept. 9	at Southwestern Louisiana	21-56	17,723
Sept. 16	JACKSONVILLE STATE	26-28	14,127
Sept. 23	at Western Kentucky	18-32	8,000
Sept. 30	at Middle Tennessee State	13-28	10,000
Oct. 7	WOFFORD	28-0	8,813
Oct. 14	at North Texas	19-14	16,671
Oct. 28	at Troy State	7-60	15,100
Nov. 4	CHARLESTON SOUTHERN	40-14	6,500
Nov. 11	KNOXVILLE COLLEGE	61-8	5,879
Nov. 18	MILES COLLEGE	37-8	13,781

1996

Overall Record: 5-6 (Division I-A) **Head Coach:** Watson Brown

DATE	OPPONENT	SCORE	Att.
Aug. 31	at #18 Auburn	0-29	80,645
Sept. 7	at Maryland	15-39	30,057
Sept. 14	ARKANSAS STATE	42-17	18,236
Sept. 21	JACKSONVILLE STATE	24-17	19,567
Oct. 5	WESTERN KENTUCKY	24-0	14,107
Oct. 19	SW LOUISIANA	39-29	16,327
Oct. 26	at Louisiana Tech	31-35	11,320
Nov. 2	at Vanderbilt	15-31	30,153
Nov. 9	CENTRAL FLORIDA	13-35	12,500
Nov. 16	CINCINNATI	14-34	15,000
Nov. 21	CHARLESTON SOUTHERN	49-13	6,500

1997

Overall Record: 5-6 (Division I-A) **Head Coach:** Watson Brown

DATE	OPPONENT	SCORE	Att.
Aug. 28	at Kansas	0-24	32,100
Sept. 6	at Memphis	7-28	24,108
Sept. 13	at Arizona	10-24	36,309
Sept. 20	JACKSONVILLE STATE	34-16	23,775
Sept. 27	at Southwestern Louisiana	42-7	15,024
Oct. 4	WESTERN KENTUCKY	20-16	17,385
Oct. 11	at Cincinnati	29-33	20,924
Nov. 1	at #22 Virginia Tech	0-37	37,411
Nov. 8	LOUISIANA TECH	29-32	17,225
Nov. 15	TENNESSEE TECH	38-14	8,765
Nov. 22	at Arkansas State	13-7	7,318

1998

Overall Record: 4-7 (Division I-A) **Head Coach:** Watson Brown

DATE	OPPONENT	SCORE	Att.
Sept. 5	at #3 Nebraska	7-38	75,921
Sept. 19	TENNESSEE TECH	38-6	18,500



Year-by-Year Results

Sept. 26	KANSAS (4 OT)	37-39	30,543
Oct. 3	SW LOUISIANA	24-13	14,217
Oct. 10	at East Carolina	7-26	31,002
Oct. 17	at Louisiana Tech	23-54	13,876
Oct. 24	#21 VIRGINIA TECH	0-41	31,897
Oct. 31	at Northeast Louisiana	14-20	11,886
Nov. 7	at #2 Tennessee	13-37	106,508
Nov. 14	MIDDLE TENNESSEE STATE	26-17	10,263
Nov. 21	UT MARTIN	48-17	3,571

1999

Overall Record: 5-6 (4-2 C-USA) **Head Coach:** Watson Brown

DATE	OPPONENT	SCORE	Att.
Sept. 4	at Missouri	28-31	50,356
Sept. 11	at #11 Virginia Tech	10-31	51,907
Sept. 25	HOUSTON*	29-10	28,573
Oct. 2	LOUISIANA-MONROE	47-0	18,762
Oct. 9	MEMPHIS*	14-38	18,176
Oct. 16	at Cincinnati* (OT)	24-21	17,033
Oct. 23	at Wake Forest	3-47	20,578
Oct. 30	at Louisville*	14-23	34,786
Nov. 6	#17 EAST CAROLINA*	36-17	18,062
Nov. 13	LOUISIANA TECH	20-41	18,672
Nov. 20	at Tulane*	23-20 (OT)	18,592

*Conference USA Game

2000

Overall Record: 7-4 (3-4 C-USA) **Head Coach:** Watson Brown

DATE	OPPONENT	SCORE	Att.
Sept. 7	CHATTANOOGA	20-15	18,000
Sept. 16	at Kansas*	20-23	51,907
Sept. 23	at LSU	13-10	85,339
Sept. 30	LOUISIANA-LAFAYETTE	47-2	22,000
Oct. 7	LOUISVILLE*	17-38	18,000
Oct. 14	MEMPHIS*	13-9	15,000
Oct. 21	MIDDLE TENNESSEE	14-9	13,000
Oct. 28	at East Carolina*	16-13	28,537
Nov. 4	at Cincinnati*	21-33	19,581
Nov. 11	SOUTHERN MISS*	30-33 (OT)	25,000
Nov. 18	at Army	27-7	35,267

*Conference USA Game

2001

Overall Record: 6-5 (5-2 C-USA) **Head Coach:** Watson Brown

DATE	OPPONENT	SCORE	Att.
Aug. 30	MONTANA STATE	41-13	20,000
Sept. 8	at Florida State	7-29	79,388
Sept. 22	ARMY*	55-3	25,000
Sept. 29	at Southern Miss*	0-3	29,782
Oct. 6	at Central Florida	7-24	30,820
Oct. 13	Cincinnati*	17-31	14,417
Oct. 20	Tulane*	34-27	16,291
Oct. 27	at Memphis*	17-14	25,462
Nov. 10	TCU*	38-17	16,972

Nov. 17	at Houston*	43-21	11,647
Dec. 1	at Pittsburgh	6-24	40,855

*Conference USA Game

2002

Overall Record: 5-7 (4-4 C-USA) **Head Coach:** Watson Brown

DATE	OPPONENT	SCORE	Att.
Aug. 31	at Florida	3-51	85,575
Sept. 7	TROY STATE	27-26	22,203
Sept. 14	PITTSBURGH	20-26	15,027
Sept. 21	at Louisiana-Lafayette	0-34	19,616
Sept. 28	MEMPHIS*	31-17	14,179
Oct. 12	HOUSTON*	51-34	13,897
Oct. 19	at Tulane*	14-35	19,343
Oct. 26	at Army*	29-26	35,804
Nov. 9	SOUTHERN MISS*	13-20	19,698
Nov. 16	EAST CAROLINA*	36-29	13,678
Nov. 23	at Louisville*	21-41	35,261
Nov. 30	at Cincinnati*	23-31	9,606

*Conference USA Game

2003

Overall Record: 5-7 (4-4 C-USA) **Head Coach:** Watson Brown

DATE	OPPONENT	SCORE	Att.
Aug. 30	at Baylor	24-19	28,732
Sept. 4	SOUTHERN MISS*	12-17	44,669
Sept. 13	TROY STATE	9-20	18,216
Sept. 20	at South Carolina	10-42	80,523
Oct. 4	at Memphis*	24-10	37,354
Oct. 11	CINCINNATI*	31-14	17,072
Oct. 18	at TCU*	24-27	28,927
Oct. 25	at Georgia	13-16	92,058
Nov. 1	ARMY*	24-9	22,020
Nov. 8	TULANE*	24-38	14,213
Nov. 22	at USF*	22-19	30,216
Nov. 29	at Houston*	28-56	15,120

*Conference USA Game

2004

Overall Record: 7-5 (5-3 C-USA) **Head Coach:** Watson Brown

DATE	OPPONENT	SCORE	Att.
Sept. 4	BAYLOR	56-14	21,080
Sept. 18	at Florida State	7-34	81,825
Sept. 25	MEMPHIS*	35-28	27,192
Oct. 2	at Cincinnati*	30-27	21,053
Oct. 9	at Mississippi State	27-13	32,310
Oct. 15	TCU*	41-25	33,280
Oct. 23	at Tulane*	55-59	22,541
Nov. 3	USF*	20-45	9,220
Nov. 13	HOUSTON*	20-7	13,240
Nov. 20	at Army*	20-14	27,706
Nov. 27	at Southern Miss*	21-26	25,604
Dec. 24	at Hawai'i & Sheraton Hawai'i Bowl	40-59	39,754

*Conference USA Game & Sheraton Hawai'i Bowl



Year-by-Year Results

2005

Overall Record: 5-6 (3-5 C-USA) Head Coach: Watson Brown

DATE	OPPONENT	SCORE	Att.
Sept. 3	at Tennessee	10-17	107,529
Sept. 10	at Troy	27-7	22,299
Sept. 17	JACKSONVILLE STATE	35-28	23,109
Oct. 1	RICE*	45-26	10,580
Oct. 8	SMU*	27-28	23,255
Oct. 15	at Marshall*	19-20	27,182
Oct. 21	SOUTHERN MISS*	28-37	31,363
Nov. 1	at Memphis*	37-20	47,669
Nov. 12	UCF*	21-27	12,199
Nov. 19	at UTEP*	35-23	47,967
Nov. 26	at East Carolina*	23-31	26,990

*Conference USA Game

2006

Overall Record: 3-9-0 (2-6 C-USA) Head Coach: Watson Brown

DATE	OPPONENT	SCORE	Att.
Sept. 2	at Oklahoma	17-24	84,555
Sept. 9	EAST CAROLINA*	17-12	23,116
Sept. 16	at Georgia	0-34	92,746
Sept. 23	MISSISSIPPI STATE	10-16	36,104
Sept. 30	TROY	21-3	32,818
Oct. 7	MEMPHIS*	35-29	20,644
Oct. 14	at Rice*	33-34	10,153
Oct. 21	MARSHALL*	24-31	12,344
Oct. 31	at SMU*	9-22	13,125
Nov. 10	UTEP*	17-36	13,809
Nov. 18	at Southern Miss*	20-25	27,749
Nov. 25	at UCF*	22-31	23,755

*Conference USA Game

2007

Overall Record: 2-10 (1-7 C-USA) Head Coach: Neil Callaway

DATE	OPPONENT	SCORE	Att.
Sept. 1	at Michigan State	18-55	67,796
Sept. 8	at Florida State	24-34	78,673
Sept. 15	ALCORN STATE	22-0	21,828
Sept. 29	at Tulsa*	30-38	22,710
Oct. 6	at Mississippi State	13-30	45,259
Oct. 13	TULANE*	26-21	24,144
Oct. 20	HOUSTON*	10-49	11,588
Oct. 27	at East Carolina*	6-41	41,125
Nov. 3	SOUTHERN MISS*	7-37	13,348
Nov. 10	UCF*	31-45	12,621
Nov. 17	at Memphis*	9-25	31,138
Nov. 24	at Marshall*	39-46	26,762

*Conference USA Game

2008

Overall Record: 4-8 (3-5 C-USA) Head Coach: Neil Callaway

DATE	OPPONENT	SCORE	Att.
Aug. 30	TULSA*	22-45	19,672
Sept. 6	at Florida Atlantic	34-49	15,143
Sept. 13	at Tennessee	3-35	98,205
Sept. 20	ALABAMA STATE	45-10	26,414
Sept. 27	at South Carolina	13-26	78,286
Oct. 2	MEMPHIS*	30-33	19,901
Oct. 8	at Houston*	20-45	18,526
Oct. 18	MARSHALL*	23-21	17,868
Nov. 1	at Southern Miss*	14-70	29,281
Nov. 15	at Tulane*	41-24	18,614
Nov. 22	EAST CAROLINA*	13-17	11,453
Nov. 29	at UCF*	15-0	23,644

*Conference USA Game

2009

Overall Record: 5-7 (4-4 C-USA) Head Coach: Neil Callaway

DATE	OPPONENT	SCORE	Att.
Sept. 5	RICE*	44-24	14,316
Sept. 12	SMU*	33-35	18,082
Sept. 19	at Troy	14-27	21,182
Sept. 26	at Texas A&M	19-56	74,656
Oct. 1	SOUTHERN MISS*	30-17	26,871
Oct. 17	at Ole Miss	13-48	47,612
Oct. 24	at Marshall*	7-27	18,878
Oct. 31	at UTEP*	38-33	23,063
Nov. 7	FLORIDA ATLANTIC	56-29	17,283
Nov. 14	at Memphis*	31-21	18,031
Nov. 21	at East Carolina*	21-37	43,056
Nov. 28	UCF*	27-34	13,381

*Conference USA Game

2010

Overall Record: 4-8 (3-5 C-USA) Head Coach: Neil Callaway

DATE	OPPONENT	SCORE	Att.
Sept. 2	FLORIDA ATLANTIC	31-32	25,885
Sept. 11	at SMU*	7-28	16,612
Sept. 18	TROY	34-33	23,681
Sept. 25	at Tennessee	29-32 (2 OT)	95,183
Oct. 6	at UCF*	7-42	40,281
Oct. 16	UTEP*	21-6	11,756
Oct. 23	at Mississippi State	24-29	56,423
Oct. 30	at Southern Miss*	50-49 (OT)	26,415
Nov. 6	MARSHALL*	17-31	17,860
Nov. 11	EAST CAROLINA*	42-54	14,803
Nov. 20	MEMPHIS*	31-15	16,177
Nov. 27	at Rice*	23-28	13,007

*Conference USA Game



Results by Opponent

ALCORN STATE (1-0)
 Sept. 15, 2007 LEGION FIELD W, 22-0

ALABAMA STATE (1-2)
 Sept. 20, 2008 LEGION FIELD W, 45-10
 Sept. 2, 1995 LEGION FIELD L, 3-13
 Sept. 3, 1994 at Montgomery, Ala. L, 24-27

ARIZONA (0-1)
 Sept. 13, 1997 at Tucson, Ariz. L, 10-24

ARKANSAS STATE (2-0)
 Nov. 22, 1997 at Jonesboro, Ark. W, 13-7
 Sept. 14, 1996 LEGION FIELD W, 42-17

ARMY (5-0)
 Nov. 20, 2004 at West Point, N.Y. W, 20-14
 Nov. 1, 2003 LEGION FIELD W, 24-9
 Oct. 26, 2002 at West Point, N.Y. W, 29-26
 Sept. 22, 2001 LEGION FIELD W, 55-3
 Nov. 18, 2000 at West Point, N.Y. W, 27-7

AUBURN (0-1)
 Aug. 31, 1996 at Auburn, Ala. L, 0-29

BAYLOR (2-0)
 Sept. 4, 2004 LEGION FIELD W, 56-14
 Aug. 30, 2003 at Waco, Texas W, 24-19

BUTLER (2-0)
 Nov. 5, 1994 LEGION FIELD W, 19-14
 Nov. 6, 1993 at Indianapolis, Ind. W, 31-27

CHARLESTON SOUTHERN (6-0)
 Nov. 21, 1996 LEGION FIELD W, 49-13
 Nov. 4, 1995 LEGION FIELD W, 40-14
 Oct. 22, 1994 LEGION FIELD W, 54-14
 Oct. 23, 1993 at Charleston, S.C. W, 48-20
 Oct. 17, 1992 LEGION FIELD W, 39-7
 Oct. 19, 1991 at Charleston, S.C. W, 33-19

CHATTANOOGA (1-0)
 Sept. 7, 2000 LEGION FIELD W, 20-15

CINCINNATI (3-5)
 Oct. 2, 2004 at Cincinnati, Ohio W, 30-27
 Oct. 11, 2003 LEGION FIELD W, 31-14
 Nov. 30, 2002 at Cincinnati, Ohio L, 23-31
 Oct. 13, 2001 LEGION FIELD L, 17-31
 Nov. 4, 2000 at Cincinnati, Ohio L, 21-33
 Oct. 16, 1999 at Cincinnati, Ohio W, 24-21 (OT)
 Oct. 11, 1997 at Cincinnati, Ohio L, 29-33
 Nov. 16, 1996 LEGION FIELD L, 14-34

CLINCH VALLEY (2-0)
 Nov. 14, 1992 at Wise, Va. W, 41-30

Nov. 16, 1991 LEGION FIELD W, 25-6

DAYTON (2-0)
 Sept. 10, 1994 at Dayton, Ohio W, 28-10
 Nov. 13, 1993 LEGION FIELD W, 27-19

EAST CAROLINA (4-6)
 Nov. 11, 2010 LEGION FIELD L, 42-54
 Nov. 21, 2009 at Greenville, N.C. L, 21-37
 Nov. 22, 2008 LEGION FIELD L, 13-17
 Oct. 27, 2007 at Greenville, N.C. L, 6-41
 Sept. 2, 2006 LEGION FIELD W, 17-12
 Nov. 26, 2005 at Greenville, N.C. L, 23-31
 Nov. 16, 2002 LEGION FIELD W, 36-29
 Oct. 28, 2000 at Greenville, N.C. W, 16-13
 Nov. 6, 1999 LEGION FIELD W, 36-17
 Oct. 10, 1998 at Greenville, N.C. L, 7-26

EVANGEL (Mo.) (0-1)
 Sept. 14, 1991 LEGION FIELD L, 10-28

FERRUM (Va.) (0-2)
 Oct. 24, 1992 at Ferrum, Va. L, 17-31
 Oct. 26, 1991 LEGION FIELD L, 7-35

FLORIDA (0-1)
 Aug. 31, 2002 at Gainesville, Fla. L, 3-51

FLORIDA ATLANTIC (1-2)
 Sept. 2, 2010 LEGION FIELD L, 31-32
 Nov. 7, 2009 LEGION FIELD W, 56-29
 Sept. 6, 2008 at Boca Raton, Fla. L, 34-49

FLORIDA STATE (0-3)
 Sept. 8, 2007 at Tallahassee, Fla. L, 24-34
 Sept. 18, 2004 at Tallahassee, Fla. L, 7-34
 Sept. 8, 2001 at Tallahassee, Fla. L, 7-29

GALLAUDET (1-0)
 Sept. 12, 1992 LAWSON FIELD W, 44-6

GEORGIA (0-2)
 Sept. 16, 2006 at Athens, Ga. L, 0-34
 Oct. 25, 2003 at Athens, Ga. L, 13-16

HAMPDEN-SYDNEY (0-0-1)
 Sept. 28, 1991 at Hampden-Sydney T, 35-35

HASTINGS (1-0)
 Nov. 9, 1991 LEGION FIELD W, 9-7

HAWAI'I (0-1)
 Dec. 24, 2004 at Honolulu, Hawai'i L, 40-59

HOUSTON (4-3)
 Oct. 8, 2008 at Houston, Texas L, 20-45

Oct. 20, 2007 LEGION FIELD L, 10-49
 Nov. 13, 2004 LEGION FIELD W, 20-7
 Nov. 29, 2003 at Houston, Texas L, 28-56
 Oct. 12, 2002 LEGION FIELD W, 51-34
 Nov. 17, 2001 at Houston, Texas W, 43-21
 Sept. 25, 1999 LEGION FIELD W, 29-10

JACKSONVILLE STATE (3-2)
 Sept. 17, 2005 LEGION FIELD W, 35-28
 Sept. 20, 1997 LEGION FIELD W, 34-16
 Sept. 21, 1996 LEGION FIELD W, 24-17
 Sept. 16, 1995 LEGION FIELD L, 26-28
 Sept. 17, 1994 LEGION FIELD L, 12-28

KANSAS (0-4)
 Sep. 16, 2000 at Lawrence, Kan. L, 20-23
 Sep. 26, 1998 LEGION FIELD (4OTs) L, 37-39
 Aug. 28, 1997 at Lawrence, Kan. L, 0-24
 Sep. 24, 1994 at Lawrence, Kan. L, 0-72

KNOXVILLE (1-0)
 Nov. 11, 1995 LEGION FIELD W, 61-8

LAMBUTH (1-0)
 Oct. 9, 1993 LEGION FIELD W, 40-14

LANE (1-0)
 Sept. 19, 1992 LEGION FIELD W, 26-6

LINDENWOOD (1-0-1)
 Nov. 7, 1992 at St. Charles, Ill. W, 41-30
 Oct. 12, 1991 LEGION FIELD T, 17-17

LOUISIANA-LAFAYETTE (4-2)
 Sept. 21, 2002 at Lafayette, La. L, 0-34
 Sept. 30, 2000 LEGION FIELD W, 47-2
 Oct. 3, 1998 LEGION FIELD W, 24-13
 Sept. 27, 1997 at Lafayette, La. W, 42-7
 Oct. 19, 1996 LEGION FIELD W, 39-29
 Sept. 9, 1995 at Lafayette, La. L, 21-56

LOUISIANA-MONROE (1-1)
 Oct. 2, 1999 LEGION FIELD W, 47-0
 Oct. 31, 1998 at Monroe, La. L, 14-20

LSU (1-0)
 Sept. 23, 2000 at Baton Rouge, La. W, 13-10

LOUISIANA TECH (0-4)
 Nov. 13, 1999 LEGION FIELD L, 20-41
 Oct. 17, 1998 at Ruston, La. L, 23-54
 Nov. 8, 1997 LEGION FIELD L, 29-32
 Oct. 26, 1996 at Ruston, La. L, 31-35

LOUISVILLE (0-3)
 Nov. 23, 2002 at Louisville, Ky. L, 21-41



Results by Opponent

Oct. 7, 2000 LEGION FIELD L, 17-38
Oct. 30, 1999 at Louisville, Ky. L, 14-23

MARSHALL (1-5)

Nov. 6, 2010 LEGION FIELD L, 17-31
Oct. 24, 2009 at Huntington, W.Va. L, 7-27
Oct. 18, 2008 LEGION FIELD W, 23-21
Nov. 24, 2007 at Huntington, W.Va. L, 39-46
Oct. 21, 2006 LEGION FIELD L, 24-31
Oct. 15, 2005 at Huntington, W.Va. L, 19-20

MARYLAND (0-1)

Sept. 7, 1996 at College Park, Md. L, 15-39

MEMPHIS (9-4)

Nov. 20, 2010 LEGION FIELD W, 31-15
Nov. 14, 2009 at Memphis, Tenn. W, 31-21
Oct. 2, 2008 LEGION FIELD L, 30-33
Nov. 17, 2007 at Memphis, Tenn. L, 9-25
Oct. 7, 2006 LEGION FIELD W, 35-29
Nov. 1, 2005 at Memphis, Tenn. W, 37-20
Sept. 25, 2004 LEGION FIELD W, 35-28
Oct. 4, 2003 at Memphis, Tenn. W, 24-10
Sept. 28, 2002 LEGION FIELD W, 31-17
Oct. 27, 2001 at Memphis, Tenn. W, 17-14
Oct. 14, 2000 LEGION FIELD W, 13-9
Oct. 9, 1999 LEGION FIELD L, 14-38
Sept. 6, 1997 at Memphis, Tenn. L, 7-28

MIDDLE TENNESSEE STATE (2-1)

Oct. 21, 2000 LEGION FIELD W, 14-9
Nov. 14, 1998 LEGION FIELD W, 26-17
Sept. 30, 1995 at Murfreesboro L, 13-28

MILES (3-0)

Nov. 18, 1995 LEGION FIELD W, 37-8
Oct. 2, 1993 LEGION FIELD W, 31-6
Oct. 3, 1992 LEGION FIELD W, 30-6

MILLSAPS (1-1)

Sept. 5, 1992 LEGION FIELD W, 17-0
Sept. 7, 1991 at Jackson, Miss. L, 0-28

MISSISSIPPI STATE (1-3)

Oct. 23, 2010 at Starkville, Miss. L, 24-29
Oct. 6, 2007 at Starkville, Miss. L, 13-30
Sept. 23, 2006 LEGION FIELD L, 10-16 (OT)
Oct. 9, 2004 at Starkville, Miss. W, 27-13

MISSISSIPPI VALLEY STATE (2-0)

Oct. 15, 1994 LEGION FIELD W, 24-14
Oct. 16, 1993 at Itta Bena, Miss. W, 30-13

MISSOURI (0-1)

Sept. 4, 1999 at Columbia, Mo. L, 28-31

MONTANA STATE (1-0)

Aug. 30, 2001 LEGION FIELD W, 41-13

MOREHEAD STATE (2-0)

Oct. 29, 1994 at Morehead, Ky. W, 36-15
Sept. 11, 1993 LEGION FIELD W, 52-14

NEBRASKA (0-1)

Sept. 5, 1998 at Lincoln, Neb. L, 7-38

NORTH TEXAS (1-0)

Oct. 14, 1995 at Denton, Texas. W, 19-14

OKLAHOMA (0-1)

Sept. 2, 2006 at Norman, Okla. L, 17-24

OLE MISS (0-1)

Oct. 17, 2009 at Oxford, Miss. L, 13-48

PITTSBURGH (0-2)

Sept. 14, 2002 LEGION FIELD L, 20-26
Dec. 2, 2001 at Pittsburgh, Pa. L, 6-24

PRAIRIE VIEW A&M (2-0)

Nov. 19, 1994 at Prairie View, Texas W, 48-6
Nov. 20, 1993 LEGION FIELD W, 58-12

RICE (2-2)

Nov. 27, 2010 at Houston, Texas. L, 23-28
Sept. 5, 2009 LEGION FIELD W, 44-24
Oct. 14, 2006 at Houston, Texas. L, 33-34
Oct. 1, 2005 LEGION FIELD W, 45-26

SMU (0-4)

Sept. 11, 2011 at Dallas, Texas L, 7-28
Sept. 12, 2009 LEGION FIELD L, 33-35
Oct. 31, 2006 at Dallas, Texas L, 9-22
Oct. 8, 2005 LEGION FIELD L, 27-28

SAMFORD (0-1)

Oct. 31, 1992 at Birmingham, Ala. L, 3-49

SOUTH CAROLINA (0-2)

Sept. 27, 2008 at Columbia, S.C. L, 13-26
Sept. 20, 2003 at Columbia, S.C. L, 10-42

SOUTH FLORIDA (1-1)

Nov. 3, 2004 LEGION FIELD L, 20-45
Nov. 20, 2003 at Tampa, Fla. W, 22-19

SOUTHERN MISS (2-9)

Oct. 30, 2010 Hattiesburg, Miss. (OT) W, 50-49
Oct. 1, 2009 LEGION FIELD W, 30-17
Nov. 1, 2008 at Hattiesburg, Miss. L, 14-70
Nov. 3, 2007 LEGION FIELD L, 7-37

Nov. 18, 2006 at Hattiesburg, Miss. L, 20-25

Oct. 21, 2005 LEGION FIELD L, 28-37
Nov. 27, 2004 at Hattiesburg, Miss. L, 21-26
Sept. 4, 2003 LEGION FIELD L, 12-17
Nov. 9, 2002 LEGION FIELD L, 13-20
Sept. 29, 2001 at Hattiesburg, Miss. L, 0-3
Nov. 11, 2000 LEGION FIELD (OT) L, 30-33

TCU (2-1)

Oct. 15, 2004 LEGION FIELD W, 41-25
Oct. 18, 2003 at Fort Worth, Texas. L, 24-27
Nov. 10, 2001 LEGION FIELD W, 38-17

TENNESSEE (0-4)

Sept. 25, 2010 at Knoxville, Tenn. (2OT) L 29-32
Sept. 13, 2008 at Knoxville, Tenn. L, 3-35
Sept. 3, 2005 at Knoxville, Tenn. L, 10-17
Nov. 7, 1998 at Knoxville, Tenn. L, 13-37

TENNESSEE-MARTIN (1-0)

Nov. 21, 1998 HOOVER MET W, 48-17

TENNESSEE TECH (2-0)

Sept. 19, 1998 LEGION FIELD W, 38-6
Nov. 15, 1997 LEGION FIELD W, 38-14

TENNESSEE WESLEYAN (0-1)

Sept. 26, 1992 at Athens, Tenn. L, 12-16

TEXAS A&M (0-1)

Sept. 26, 2009 at College Station, Texas. L, 19-56

TROY (4-4)


Sept. 18, 2010 LEGION FIELD W, 34-33
Sept. 19, 2009 at Troy, Ala. L, 14-27
Sept. 30, 2006 LEGION FIELD W, 21-3
Sept. 10, 2005 at Troy, Ala. W, 27-7
Sept. 13, 2003 LEGION FIELD L, 9-20
Sept. 7, 2002 LEGION FIELD W, 27-26
Oct. 28, 1995 at Troy, Ala. L, 7-60
Sept. 6, 1993 LEGION FIELD L, 3-37

TULANE (4-3)

Nov. 15, 2008 at New Orleans, La. W, 41-24
Oct. 13, 2007 LEGION FIELD W, 26-21
Oct. 23, 2004 at New Orleans, La. L, 55-59
Nov. 8, 2003 LEGION FIELD L, 24-38
Oct. 19, 2002 at New Orleans, La. L, 14-35
Oct. 20, 2001 LEGION FIELD W, 34-27
Nov. 20, 1999 at New Orleans, La. (OT) W, 23-20

TULSA (0-2)

Aug. 30, 2008 LEGION FIELD L, 22-45
Sept. 29, 2007 at Tulsa, Okla. L, 30-38



Results by Opponent

UCF (1-7)

Oct. 6, 2010	at Orlando, Fla.	L, 7-42
Nov. 28, 2009	LEGION FIELD	L, 27-34
Nov. 29, 2008	at Orlando, Fla.	W, 15-0
Nov. 10, 2007	LEGION FIELD	L, 31-45
Nov. 25, 2006	at Orlando, Fla.	L, 22-31
Nov. 12, 2005	LEGION FIELD	L, 21-27
Nov. 9, 1996	LEGION FIELD	L, 13-35
Oct. 6, 2001	at Orlando, Fla.	L, 7-24

UTEP (3-1)

Oct. 16, 2010	LEGION FIELD	W, 21-6
Oct. 31, 2009	at El Paso, Texas	W, 38-33

Nov. 10, 2006	LEGION FIELD	L, 17-36
Nov. 19, 2005	at El Paso, Texas	W, 35-23

VANDERBILT (0-1)

Nov. 2, 1996	at Nashville, Tenn.	L, 15-31
--------------	-----------------------------	----------

VIRGINIA TECH (0-3)

Sept. 11, 1999	at Blacksburg, Va.	L, 10-31
Oct. 24, 1998	LEGION FIELD	L, 0-41
Nov. 1, 1997	at Blacksburg, Va.	L, 0-37

WAKE FOREST (0-1)

Oct. 23, 1999	at Winston-Salem, N.C.	L, 3-47
---------------	--------------------------------	---------

WASHINGTON & LEE (1-0)

Sept. 21, 1991	at Lexington, Va.	W, 35-21
----------------	---------------------------	----------

WESTERN KENTUCKY (2-3)

Oct. 4, 1997	LEGION FIELD	W, 20-16
Oct. 5, 1996	LEGION FIELD	W, 24-0
Sept. 23, 1995	at Bowling Green, Ky.	L, 18-32
Oct. 1, 1994	LEGION FIELD	L, 22-31
Sept. 25, 1993	at Bowling Green, Ky.	L, 13-40

WOFFORD (3-0)

Oct. 7, 1995	LEGION FIELD	W, 28-0
Oct. 8, 1994	LEGION FIELD	W, 34-27
Oct. 30, 1993	at Spartanburg, S.C.	W, 23-11

All-Time Series Records

Alabama State	1-2	Michigan State	0-1
Alcorn State	1-0	Middle Tennessee	2-1
Arizona	0-1	Miles	3-0
Arkansas State	2-0	Millsaps	1-1
Army	5-0	Mississippi State	1-3
Auburn	0-1	Mississippi Valley State	2-0
Baylor	2-0	Missouri	0-1
Butler	2-0	Montana State	1-0
Charleston Southern	6-0	Morehead State	2-0
Chattanooga	1-0	Nebraska	0-1
Cincinnati	3-5	North Texas	1-0
Clinch Valley	2-0	Oklahoma	0-1
Dayton	2-0	Ole Miss	0-1
East Carolina	4-6	Pittsburgh	0-2
Evangel	0-1	Prairie View A&M	2-0
Ferrum	0-2	Rice	2-2
Florida	0-1	Samford	0-1
Florida Atlantic	1-2	SMU	0-4
Florida State	0-3	South Carolina	0-2
Gallaudet	1-0	South Florida	1-1
Georgia	0-2	Southern Miss	2-9
Hampden-Sydney	0-0-1	TCU	2-1
Hastings	1-0	Tennessee	0-4
Hawaii	0-1	Tennessee-Martin	1-0
Houston	4-3	Tennessee Tech	2-0
Jacksonville State	3-2	Tennessee Wesleyan	0-1
Kansas	0-4	Texas A&M	0-1
Knoxville	1-0	Troy	4-4
Lambuth	1-0	Tulane	4-3
Lane	1-0	Tulsa	0-2
Lindenwood	1-0-1	UCF	1-7
Louisiana-Lafayette	4-2	UTEP	3-1
Louisiana-Monroe	1-1	Vanderbilt	0-1
LSU	1-0	Virginia Tech	0-3
Louisiana Tech	0-4	Wake Forest	0-1
Louisville	0-3	Washington & Lee	1-0
Marshall	1-5	Western Kentucky	2-3
Maryland	0-1	Wofford	3-0
Memphis	9-4		



UAB Records

Rushing Yardage

Career 1,000-Yard Rushers

2,817	Pat Green, 1991-94 (630 att.)
2,774	Joe Webb, 2006-09 (516 att.)
2,277	Dan Burks, 2002-06 (486 att.)
1,979	Jegil Dugger, 1998-01 (453 att.)
1,925	Corey White, 2003-06 (409 att.)
1,463	Lucious Foster, 1996-98 (285 att.)
1,263	Carl Sanders, 1996-97 (197 att.)
1,094	Rashaud Slaughter, 2006-09 (258 att.)

Career Yardage

2,817	Pat Green, 1991-94 (630 att.)
2,774	Joe Webb, 2006-09 (516 att.)
2,277	Dan Burks, 2002-06 (486 att.)
1,979	Jegil Dugger, 1998-01 (453 att.)
1,925	Corey White, 2003-06 (409 att.)
1,463	Lucious Foster, 1996-98 (285 att.)
1,263	Carl Sanders, 1996-97 (197 att.)
1,094	Rashaud Slaughter, 2006-09 (258 att.)
951	Percy Coleman, 1997-00 (167 att.)
895	Robert Davis, 1994, '96 (173 att.)
847	Pat Shed, 2010-present (157 att.)
839	Terry Collier, 1995 (143 att.)
701	Keith Roland, 1995-96 (154 att.)

Single-Season Yardage

1,427	Joe Webb, 2009 (227 att.)
1,154	Carl Sanders, 1996 (168 att.)
1,021	Joe Webb, 2008 (198 att.)
880	Dan Burks, 2004 (164 att.)
852	Jegil Dugger, 2000 (177 att.)
847	Pat Shed, 2010 (157 att.)
839	Jegil Dugger, 2001 (218 att.)
839	Terry Collier, 1995 (143 att.)
833	Pat Green, 1991 (196 att.)
792	Pat Green, 1993 (198 att.)
737	Lucious Foster, 1997 (149 att.)
689	Percy Coleman, 1999 (122 att.)
684	David Isabelle, 2010 (105 att.)
661	Pat Green, 1992 (135 att.)
632	Corey White, 2005 (130 att.)
589	Corey White, 2004 (106 att.)

Single-Game Yardage

240	Carl Sanders vs. Charleston Southern, 1996 (20 att.)
214	David Isabelle vs. Florida Atlantic, 2010 (22 att.)
211	Pat Green at Clinch Valley, 1992 (33 att.)
	Lucious Foster vs. UT Martin, 1998 (18 att.)
200	Corey White at Memphis, 2005 (28 att.)
194	Joe Webb vs. Rice, 2009 (20 att.)
177	Thomas Cox vs. Tulane, 2001 (26 att.)
176	Pat Shed at Southern Miss, 2010 (29 att.)
	Pat Green vs. Charleston Southern, 1992 (24 att.)
175	Lucious Foster vs. Jacksonville State, 1997 (31 att.)
	Carl Sanders vs. Southwestern Louisiana, 1996 (17 att.)
166	Percy Coleman at Louisville, 1999 (19 att.)
163	Joe Webb at UTEP, 2009 (20 att.)
160	Robert Davis vs. Charleston Southern, 1996 (18 att.)
154	Daniel Dixon at Southwestern Louisiana, 1997 (14 att.)
	Lucious Foster vs. Western Kentucky, 1997 (25 att.)
153	Jegil Dugger vs. Louisiana-Lafayette, 2000 (21 att.)
152	Pat Green at Hampden-Sydney, 1991 (29 att.)
150	Carl Sanders vs. Arkansas State, 1996 (20 att.)

Rushing Attempts

Career Attempts

630	Pat Green, 1991-94 (2,817 yards)
516	Joe Webb, 2006-09 (2,774 yards)
486	Dan Burks, 2002-06 (2,277 yards)
453	Jegil Dugger, 1998-01 (1,979 yards)
409	Corey White, 2003-06 (1,925 yards)
293	Daniel Dixon, 1997-00 (308 yards)
285	Lucious Foster, 1996-98 (1,463 yards)
258	Rashaud Slaughter, 2006-09 (1,094 yards)
221	Percy Coleman, 1997-00 (1,243 yards)
197	Carl Sanders, 1996-97 (1,157 yards)
188	Trey Chaney, 2003-06 (683 yards)
183	Thomas Cox, 1999-02 (663 yards)
173	Robert Davis, 1994, 1996 (895 yards)
157	Pat Shed, 2010-present (847 yards)
154	Keith Roland, 1995-96 (701 yards)

Single-Season Attempts

227	Joe Webb, 2009 (1,427 yards)
218	Jegil Dugger, 2001 (839 yards)
198	Joe Webb, 2009 (1,021 yards)
198	Pat Green, 1993 (792 yards)
196	Pat Green, 1991 (833 yards)
177	Jegil Dugger, 2000 (852 yards)
168	Carl Sanders, 1996 (1,154 yards)
164	Dan Burks, 2004 (880 yards)
157	Pat Shed, 2010-present (847 yards)
149	Lucious Foster, 1997 (737 yards)
143	Terry Collier, 1995 (839 yards)
136	Trey Chaney, 2003 (479 yards)
135	Pat Green, 1992 (661 yards)

Single-Game Attempts

33	Pat Green at Clinch Valley, 1992 (211 yards)
31	Lucious Foster vs. Jacksonville State, 1997 (175 yards)
	Pat Green at Mississippi Valley State, 1993 (56 yards)
	Pat Green at Hampden-Sydney, 1991 (152 yards)
29	Pat Shed at Southern Miss, 2010 (176 yards)
	Trey Chaney at Memphis, 2003 (81 yards)
	Trey Chaney vs. Cincinnati, 2003 (112 yards)



Dan Burks



UAB Records

28.....	Corey White vs. Memphis, 2006 (129 yards)
.....	Corey White at Memphis, 2005 (200 yards)
.....	Jegil Dugger vs. Tulane, 2001 (109 yards)
.....	Pat Green vs. Millsaps, 1992 (111 yards)
.....	Jegil Dugger vs. Southern Miss, 2000 (101 yards)
25.....	Joe Webb at East Carolina, 2009 (132 yards)
.....	Joe Webb vs. Houston, 2008 (72 yards)
.....	Jegil Dugger vs. Middle Tennessee, 2000 (102 yards)
.....	Thomas Cox vs. Houston, 2001 (133 yards)
.....	Jegil Dugger vs. Montana State, 2001 (122 yards)
.....	Jegil Dugger vs. Middle Tennessee, 2000 (102 yards)
.....	Lucious Foster vs. Western Kentucky, 1997 (154 yards)
.....	Pat Green at Charleston Southern, 1991 (101 yards)
.....	Pat Green at Washington & Lee, 1991 (113 yards)

Yards Per Rush

Career

6.51.....	David Isabelle, 2009-10 (684 on 105 att.)
6.41.....	Carl Sanders, 1996-97 (1,263 on 197 att.)
5.87.....	Terry Collier, 1995 (839 on 143 att.)
5.64.....	Percy Coleman, 1997-00 (1,243 on 221 att.)
5.39.....	Pat Shed, 2010-present (847 on 157 att.)
5.38.....	Joe Webb, 2006-09 (2,774 on 516 att.)
5.17.....	Robert Davis, 1994, '96 (895 on 173 att.)
5.13.....	Lucious Foster, 1996-98 (1,463 on 285 att.)
4.71.....	Corey White, 2003-06 (1,925 yards on 409 att.)

Single-Season (Min. 50 att.)

6.87.....	Carl Sanders, 1996 (1,154 yards on 168 att.)
6.29.....	Joe Webb, 2009 (1,427 on 227 att.)
6.11.....	Marculus Elliott, 2006 (312 yards on 51 att.)
5.87.....	Terry Collier, 1995 (839 yards on 143 att.)
5.68.....	Lucious Foster, 1998 (568 yards on 100 att.)
5.65.....	Percy Coleman, 1999 (689 yards on 122 att.)
5.59.....	Robert Davis, 1996 (486 yards on 87 att.)
5.56.....	Corey White, 2004 (589 yards on 106 att.)
5.42.....	David Isabelle, 2010 (396 yards on 73 att.)
5.41.....	Chris Daniels, 1995 (449 yards on 83 att.)
5.39.....	Pat Shed, 2010 (847 yards on 157 att.)
5.37.....	Dan Burks, 2004 (880 yards on 164 att.)
5.26.....	Pat Green, 1994 (531 yards on 101 att.)
5.16.....	Joe Webb, 2008 (1,021 yards on 198 att.)

Yards Gained Per Game

Career Yards Gained Per Game

97.2.....	Carl Sanders, 1996-97 (1,263 yards in 13 games)
76.3.....	Terry Collier, 1995, (839 yards in 11 games)
76.1.....	Pat Green, 1991-94 (2,817 yards in 37 games)
75.0.....	Joe Webb, 2006-09 (2,774 yards in 37 games)
70.6.....	Pat Shed, 2010-present (847 yards in 12 games)
53.0.....	Dan Burks, 2002-06 (2,277 yards in 43 games)
52.3.....	Lucious Foster, 1996-98 (1,463 yards in 28 games)

Single-Season Yards Gained Per Game

118.9.....	Joe Webb, 2009 (12 games)
104.9.....	Carl Sanders, 1996 (11 games)
92.6.....	Pat Green, 1991 (9 games)
85.1.....	Joe Webb, 2008 (12 games)
77.5.....	Jegil Dugger, 2000 (11 games)
76.3.....	Jegil Dugger, 2001 (11 games)
76.3.....	Terry Collier, 1995 (11 games)
73.7.....	Lucious Foster, 1997 (10 games)
73.3.....	Dan Burks, 2004 (12 games)
72.0.....	Pat Green, 1993 (11 games)
70.6.....	Pat Shed, 2010 (12 games)

67.5.....	Carl Fair, 1999 (6 games)
66.1.....	Pat Green, 1992 (10 games)

Rushing Touchdowns

Career Touchdowns

35.....	Pat Green, 1991-94
25.....	Corey White, 2003-06
24.....	Joe Webb, 2006-09
13.....	Daniel Dixon, 1997-00
.....	Jegil Dugger, 1998-01
11.....	Kendal Gibson, 2001-02
10.....	Dan Burks, 2002-06
.....	Lucious Foster, 1996-98
.....	Robert Davis, 1994, 96
9.....	Keith Roland, 1995-96
.....	David Thornton, 1992-93
.....	Thomas Cox, 1999-02

Single-Season Touchdowns

11.....	Joe Webb, 2009
11.....	Joe Webb, 2008
10.....	Pat Green, 1993
9.....	Pat Green, 1991
8.....	Corey White, 2004
.....	Pat Green, 1994
.....	Pat Green, 1992
7.....	Corey White, 2005

Single-Game Touchdowns

3.....	David Isabelle vs. Florida Atlantic, 2010
.....	Joe Webb at Tulane, 2008
.....	Joe Webb vs. Memphis, 2008
.....	Corey White vs. Memphis, 2006
.....	Daniel Dixon at Southwestern Louisiana, 1997
.....	Corey White vs. South Florida, 2004
.....	Carl Sanders vs. Charleston Southern, 1996
.....	Robert Davis at Louisiana Tech, 1996
.....	Pat Green at Charleston Southern, 1993
.....	Pat Green at Clinch Valley, 1992
.....	David Thornton vs. Miles, 1992
.....	Pat Green at Hampden-Sydney, 1991



Percy Coleman



UAB Records

Blazers' 100-Yard Single-Game Rushers

240	Carl Sanders vs. Charleston Southern, 1996 (20 att.)	130	Joe Webb at Tulane, 2008 (18 att.)
214	David Isabelle vs. Florida Atlantic, 2010 (22 att.)	129	Joe Webb at Marshall, 2009 (18 att.)
211	Pat Green at Clinch Valley, 1992 (33 att.)		Marculus Elliott vs. Marshall, 2006 (14 att.)
	Lucious Foster vs. UT Martin, 1998 (18 att.)		Corey White vs. Memphis, 2006 (28 att.)
200	Corey White at Memphis, 2005 (28 att.)	125	Pat Shed vs. Memphis, 2010 (20 att.)
194	Joe Webb vs. Rice, 2009 (20 att.)	123	Joe Webb vs. Florida Atlantic, 2009 (16 att.)
177	Thomas Cox vs. Tulane, 2001 (26 att.)		Corey White at Houston, 2003 (20 att.)
176	Pat Shed at Southern Miss, 2010 (29 att.)	122	Jegil Dugger vs. Montana State, 2001 (25 att.)
	Pat Green vs. Charleston Southern, 1992 (24 att.)		Jegil Dugger at Kansas, 2000 (18 att.)
175	Lucious Foster vs. Jacksonville State, 1997 (31 att.)	121	Joe Webb at Ole Miss, 2009 (17 att.)
	Carl Sanders vs. Southwestern Louisiana, 1996 (17 att.)		Joe Webb vs. Alabama State, 2008 (14 att.)
166	Percy Coleman at Louisville, 1999 (19 att.)	116	Marculus Elliott vs. UCF, 2005 (8 att.)
163	Joe Webb at UTEP, 2009 (20 att.)		Jegil Dugger vs. Houston, 2001 (23 att.)
160	Robert Davis vs. Charleston Southern, 1996 (18 att.)	115	Pat Green vs. Lindenwood, 1991 (24 att.)
154	Daniel Dixon at Southwestern Louisiana, 1997 (14 att.)	114	Pat Green at Wofford, 1993 (23 att.)
	Lucious Foster vs. Western Kentucky, 1997 (25 att.)	113	David Thornton vs. Miles, 1993 (23 att.)
153	Jegil Dugger vs. Louisiana-Lafayette, 2000 (21 att.)		Pat Green vs. Millsaps, 1992 (27 att.)
152	Pat Green at Hampden-Sydney, 1991 (29 att.)	112	Trey Chaney vs. Cincinnati, 2003 (29 att.)
150	Carl Sanders vs. Arkansas State, 1996 (20 att.)	110	Dan Burks vs. Army, 2004 (14 att.)
148	Rodney Hudson vs. Western Kentucky, 1996 (19 att.)	109	Jegil Dugger vs. Tulane, 2001 (28 att.)
146	Dan Burks vs. Memphis, 2004 (23 att.)	108	Terry Collier vs. Knoxville College, 1995 (16 att.)
144	Carl Sanders vs. Central Florida, 1996 (21 att.)		Terry Collier at North Texas, 1995 (21 att.)
140	Terry Collier at Western Kentucky, 1995 (14 att.)	107	Lucious Foster vs. Tennessee Tech, 1997 (24 att.)
139	Chris Daniels vs. Charleston Southern, 1995 (21 att.)	106	Corey White at UTEP, 2005 (21 att.)
	Pat Green vs. Clinch Valley, 1991 (24 att.)		Thomas Banks vs. Charleston Southern, 1995 (7 att.)
138	Joe Webb vs. Southern Miss, 2009 (24 att.)	105	Marculus Elliott vs. East Carolina, 2005 (20 att.)
	Corey White vs. Tulane, 2003 (24 att.)	104	Rashaud Slaughter vs. Florida Atlantic, 2009 (4 att.)
	Carl Sanders vs. Jacksonville State, 1996 (22 att.)		Cory Conley at Louisiana Tech, 1998 (16 att.)
	Carl Fair vs. Louisiana-Monroe, 1999 (15 att.)	103	Chris Daniels vs. Miles College, 1995 (22 att.)
137	Joe Webb vs. UCF, 2009 (18 att.)	102	Theron Dudley vs. Memphis, 2002 (14 att.)
136	Joe Webb vs. Tulsa, 2008 (18 att.)		Jegil Dugger vs. Middle Tennessee, 2000 (25 att.)
	Bo Moncur at Baylor, 2003 (21 att.)	101	Jegil Dugger vs. Southern Miss, 2000 (26 att.)
135	Joe Webb vs. Marshall, 2008 (20 att.)		Carl Sanders at Louisiana Tech, 1996 (18 att.)
133	Thomas Cox vs. Houston, 2001 (25 att.)		Pat Green vs. Lambuth, 1993 (22 att.)
	Pat Green vs. Morehead State, 1993 (19 att.)		Pat Green at Charleston Southern, 1991 (25 att.)
132	Joe Webb at East Carolina, 2009 (25 att.)	100	David Thornton vs. Lane, 1992 (24 att.)

Games Gaining 100 Yards Or More

Career

12	Joe Webb, 2006-09
10	Pat Green, 1991-94
7	Jegil Dugger, 1998-01
6	Carl Sanders, 1996-97
5	Corey White, 2003-06
	Lucious Foster, 1996-98
4	Marculus Elliott, 2003-06
3	Dan Burks, 2002-06
	Terry Collier, 1995

Single-Season

8	Joe Webb, 2009
5	Carl Sanders, 1996
	Pat Green, 1991
4	Joe Webb, 2008
	Jegil Dugger, 2000
3	Jegil Dugger, 2001
	Lucious Foster, 1997
	Terry Collier, 1995
	Pat Green, 1993
	Pat Green, 1992
2	Pat Shed, 2010
	Marculus Elliott, 2006
	Corey White, 2005
	Marculus Elliott, 2005
	Dan Burks, 2004
	Corey White, 2003
	Thomas Cox, 2001
	Dan Burks, 2004

.....	Chris Daniels, 1995
.....	David Thornton, 1992

Single-Season Yards Gained By A Freshman


833	Pat Green, 1991
554	Dan Burks, 2002
479	Trey Chaney, 2003
449	Chris Daniels, 1995
332	Corey White, 2003
325	Bo Moncur, 2003
202	Robert Porter, 1991
164	Theron Dudley, 2001
158	Lucious Foster, 1996
135	James Jones, 1991
123	Daniel Dixon, 1997

Single-Game Yards Gained By A Freshman

154	Daniel Dixon at Southwestern Louisiana, 1997
152	Pat Green at Hampden-Sydney, 1991
139	Chris Daniels vs. Charleston Southern, 1995
	Pat Green vs. Clinch Valley, 1991
138	Corey White vs. Tulane, 2003 (24 att.)
136	Bo Moncur at Baylor, 2003 (21 att.)
123	Corey White at Houston, 2003 (20 att.)
115	Pat Green vs. Lindenwood, 1991
113	Pat Green at Washington & Lee, 1991
112	Trey Chaney vs. Cincinnati, 2003 (29 att.)
103	Chris Daniels vs. Miles College, 1995
	Pat Green at Charleston Southern, 1991



UAB Records



Thomas Cox

Single-Game Attempts

26.....	Thomas Cox vs. Tulane, 2001 (177 yds.)
25.....	Joe Webb at East Carolina, 2009 (132 yds.)
.....	Joe Webb at Houston, 2008 (72 yds.)
.....	Thomas Cox vs. Houston, 2001 (133 yds.)
24.....	Joe Webb vs. Southern Miss, 2009 (138 yds.)
.....	Daniel Dixon at Louisville, 1999 (79 yds.)
22.....	David Isabelle vs. Florida Atlantic, 2010 (214 yds.)
.....	Joe Webb at UCF, 2008 (80 yds.)
21.....	Joe Webb at Memphis, 2009 (52 yds.)
20.....	Joe Webb vs. Rice, 2009 (194 yds.)
.....	Joe Webb vs. Marshall, 2008 (135 yds.)



Joe Webb

Rushing By A Quarterback

Career Attempts

516.....	Joe Webb, 2006-09 (2,774 yards)
293.....	Daniel Dixon, 1999-00 (308 yds.)
289.....	Joe Webb, 2006-08 (1,347 yds.)
255.....	Darrell Hackney, 2002-05 (92 yards)
183.....	Thomas Cox, 1999-02 (663 yds.)
143.....	Lee Jolly, 1997-99 (196 yds.)
137.....	Sam Hunt, 2006-07 (446 yds.)
128.....	Rodney Hudson, 1995-96 (328 yds.)
118.....	Jeff Aaron, 2000-01 (293 yds.)
105.....	David Isabelle, 2009-10 (684 yds.)
103.....	Kevin Drake, 1994-97 (102 yds.)
85.....	Darrell Hackney, 2002-05 (-14 yds.)

Single-Season Attempts


227.....	Joe Webb, 2009 (1,427 yds.)
198.....	Joe Webb, 2008 (1,021 yds.)
114.....	Daniel Dixon, 1999 (50 yds.)
106.....	Rodney Hudson, 1996 (356 yds.)
101.....	Thomas Cox, 2001 (445 yds.)
95.....	Daniel Dixon, 1998 (107 yds.)
85.....	Darrell Hackney, 2002 (-14 yds.)
81.....	Darrell Hackney, 2004 (-44 yds.)
80.....	Lee Jolly, 1997 (8 yds.)
73.....	David Isabelle, 2010 (396 yds.)
69.....	Sam Hunt, 2006 (159 yds.)
68.....	Sam Hunt, 2007 (287 yds.)
67.....	Joe Webb, 2007 (288 yds.)
63.....	Lee Jolly, 1998 (63 yds.)
62.....	Jeff Aaron, 2001 (203 yds.)
61.....	Kevin Drake, 1995 (95 yds.)

Rushing Leaders Year-by-Year

Year	Player	Att	Yds	Avg
1991	Pat Green	196	833	4.25
1992	Pat Green	135	661	4.90
1993	Pat Green	198	792	4.00
1994	Pat Green	101	531	5.26
1995	Terry Collier	143	839	5.87
1996	Carl Sanders	168	1,154	6.87
1997	Lucious Foster	149	737	4.90
1998	Lucious Foster	100	568	5.68
1999	Percy Coleman	122	689	5.65
2000	Jegil Dugger	177	852	4.81
2001	Jegil Dugger	218	839	3.85
2002	Dan Burks	124	554	4.47
2003	Trey Chaney	136	479	3.52
2004	Dan Burks	164	880	5.37
2005	Corey White	130	632	4.91
2006	Dan Burks	108	432	4.00
2007	Rashaud Slaughter	100	325	3.25
2008	Joe Webb	198	1,021	5.16
2009	Joe Webb	227	1,427	6.28
2010	Pat Shed	157	847	5.39



UAB Records



Jeff Aaron

Career Yards Gained

2,774.....	Joe Webb, 2006-09 (516 att.)
684.....	David Isabelle, 2009-10 (105 att.)
663.....	Thomas Cox, 1999-02 (183 att.)
446.....	Sam Hunt, 2006-07 (137 att.)
328.....	Rodney Hudson, 1995-96 (128 att.)
308.....	Daniel Dixon, 1997-00 (293 att.)
293.....	Jeff Aaron, 2000-01 (118 att.)

Single-Season Yards Gained

1,427.....	Joe Webb, 2009 (227 att.)
1,021.....	Joe Webb, 2008 (198 att.)
445.....	Thomas Cox, 2001 (101 att.)
396.....	David Isabelle, 2010 (32 att.)
356.....	Rodney Hudson, 1996 (106 att.)
288.....	David Isabelle, 2009 (73 att.)
288.....	Joe Webb, 2007 (67 att.)
287.....	Sam Hunt, 2007 (68 att.)
222.....	Thomas Cox, 2002 (60 att.)

Single-Game Yards Gained

214.....	David Isabelle vs. Florida Atlantic, 2010 (22 att.)
194.....	Joe Webb vs. Rice, 2009 (20 att.)
177.....	Thomas Cox vs. Tulane, 2001 (26 att.)
163.....	Joe Webb at UTEP, 2009 (20 att.)
154.....	Daniel Dixon at Southwestern Louisiana, 1997 (14 att.)
148.....	Rodney Hudson vs. Western Kentucky, 1996 (19 att.)
138.....	Joe Webb vs. Southern Miss, 2009 (24 att.)
137.....	Joe Webb vs. UCF, 2009 (18 att.)
136.....	Joe Webb vs. Tulsa, 2008 (18 att.)
135.....	Joe Webb vs. Marshall, 2008 (20 att.)

Career Rushing Touchdowns

24.....	Joe Webb, 2006-09
13.....	Daniel Dixon, 1997-00
9.....	Thomas Cox, 1999-02
7.....	Kevin Drake, 1994-97
6.....	Darrell Hackney, 2002-05
6.....	Rodney Hudson, 1995-96
5.....	David Isabelle, 2009-10

Single-Season Rushing Touchdowns

11.....	Joe Webb, 2009
11.....	Joe Webb, 2008
6.....	Daniel Dixon, 1999
6.....	Kevin Drake, 1995
5.....	Thomas Cox, 2001
5.....	Rodney Hudson, 1996
4.....	David Isabelle, 2010
4.....	Daniel Dixon, 1998
4.....	Daniel Dixon, 1997
4.....	Jeff Aaron, 2001
4.....	Alvin Stokes, 1995
4.....	Lee Jolly, 1998

Single-Game Rushing Touchdowns

3.....	Joe Webb vs. Memphis, 2008
3.....	Joe Webb vs. Tulane, 2008

2.....	Daniel Dixon at Southwestern Louisiana, 1997
2.....	Thomas Cox vs. Tulane, 2001
2.....	Thomas Cox vs. Houston, 2001
2.....	Daniel Dixon vs. Louisiana Tech, 1999
2.....	Thomas Cox vs. East Carolina, 1999
2.....	Daniel Dixon vs. Kansas, 1998
2.....	Rodney Hudson vs. Arkansas State, 1996
2.....	Kevin Drake vs. Wofford, 1995

Opponents 100 Or More Yards Rushing In Single-Game

320.....	Kevin Smith, UCF, 2007 (41 att.)
275.....	Andre Hall, South Florida, 2004 (29 att.)
209.....	Matt Forte, Tulane, 2007 (32 att.)
201.....	Jerious Norwood, Mississippi State, 2004 (24 att.)
192.....	Trung Canidate, Arizona, 1997 (23 att.)
191.....	Robert Cooper, Cincinnati, 1996 (17 att.)
183.....	Tarrion Adams, Tulsa, 2007 (24 att.)
182.....	Jovan Jackson, Tulane, 2003 (26 att.)
182.....	Earnest Graham, Florida, 2002 (13 att.)
174.....	Robert Cooper, Cincinnati, 1999 (25 att.)
168.....	Joseph Doss, Memphis, 2007 (19 att.)
167.....	DeAngelo Williams, Memphis, 2005 (21 att.)
165.....	Anthony Evans, Houston, 2003 (32 att.)
164.....	Donald Buckram, UTEP, 2009 (28 att.)
161.....	Demetris Summers, South Carolina, 2003 (21 att.)
152.....	Rashad Armstrong, Baylor, 2003 (25 att.)
148.....	Joffrey Reynolds, Houston, 2002 (26 att.)
147.....	Kendrick Hardy, Southern Miss, 2010 (17 att.)
146.....	Richard Johnson, Butler, 1993 (39 att.)
144.....	Arnold Mickens, Butler, 1994 (43 att.)
143.....	DeVaughn Black, Missouri, 1999 (25 att.)
141.....	Chase Clement, Rice, 2006 (17 att.)
139.....	Adrian Peterson, Oklahoma, 2006 (24 att.)
138.....	Charles Pierre, Florida Atlantic, 2008 (13 att.)
137.....	Tory Harrison, Southern Miss, 2008 (20 att.)
136.....	Kenyon Cotton, Southwestern Louisiana, 1996 (23 att.)
136.....	Frank Moreau, Louisville, 1999 (28 att.)
135.....	Chris Bates, Ferrum, 1991 (11 att.)
135.....	T.J. Patterson, Louisville, 2002 (18 att.)
133.....	Darius Marshall, Marshall, 2009 (32 att.)
131.....	Chuck Robinson, Jacksonville State, 1994 (20 att.)
131.....	LaDarius Perkins, Mississippi State, 2010 (18 att.)
130.....	Brynn Harvey, UCF, 2009 (24 att.)
129.....	Jason Peters, UCF, 2006 (19 att.)
127.....	Larry Thomas, Southern Miss, 2005 (28 att.)
127.....	Shyrone Stith, Virginia Tech, 1999 (29 att.)
127.....	Lamont Pegues, Virginia Tech, 1998 (20 att.)
124.....	Brigham Lyons, Middle Tennessee State, 1995 (23 att.)
124.....	David Arrington, Mississippi Valley State, 1993 (17 att.)
122.....	Zach Line, SMU, 2010 (16 att.)
120.....	Marcus Thomas, UTEP, 2005 (29 att.)
120.....	Bobby Ray Tell, Louisiana Tech, 1997 (20 att.)
120.....	Antonio Parker, Alabama State, 1995 (15 att.)
115.....	Eddie Thompson, Western Kentucky, 1993 (15 att.)
114.....	Ben Sankey, Wake Forest, 1999 (12 att.)
113.....	Antwan Floyd, Western Kentucky, 1995 (26 att.)
111.....	Anthony Alridge, Houston, 2007 (27 att.)
110.....	Marcus A. Williams, Vanderbilt, 1996 (24 att.)
110.....	Gerald Riggs, Tennessee, 2005 (23 att.)
109.....	Antwan Floyd, Western Kentucky, 1994 (26 att.)
109.....	Eric Gomillion, Charleston Southern, 1993 (15 att.)
107.....	Curtis Steele, Memphis, 2009 (20 att.)
107.....	Bryce Beall, Houston, 2008 (12 att.)
107.....	Rontae Bass, Morehead State, 1993 (8 att.)
105.....	DeAngelo Williams, Memphis, 2003 (15 att.)
105.....	LaBarron Black, Troy State, 2002 (26 att.)
104.....	Leon Washington, Florida State, 2004 (11 att.)
104.....	Travis Henry, Tennessee, 1998 (17 att.)
103.....	Bo Harrison, North Texas State, 1995 (27 att.)
103.....	Alfred Morris, Florida Atlantic, 2010 (16 att.)
101.....	Curtis Steele, Memphis, 2008 (14 att.)
100.....	Arian Foster, Tennessee, 2008 (12 att.)
100.....	James Walley, Southern Miss, 2002 (27 att.)
100.....	Lamont Pegues, Virginia Tech, 1997 (15 att.)



UAB Records



John Whitcomb

Passing Yardage

Career Yardage

9,886	Darrell Hackney, 2002-05
7,420	John Whitcomb, 1992-94
5,771	Joe Webb, 2006-09
3,085	Daniel Dixon, 1997-00
2,954	Bryan Ellis, 2008-present
2,560	Sam Hunt, 2006-07
2,063	Lee Jolly, 1997-99
1,963	Jeff Aaron, 2000-01
1,590	Rodney Hudson, 1995-96
1,413	Doug Gann, 1991
1,284	Kevin Drake, 1994-97

Single-Season Yardage

3,180	Darrell Hackney, 2005
3,070	Darrell Hackney, 2004
3,031	John Whitcomb, 1994
3,012	John Whitcomb, 1993
2,940	Bryan Ellis, 2010
2,367	Joe Webb, 2008
2,299	Joe Webb, 2009
1,977	Darrell Hackney, 2002
1,905	Sam Hunt, 2007
1,659	Darrell Hackney, 2003
1,530	Lee Jolly, 1997
1,413	Doug Gann, 1991
1,377	John Whitcomb, 1992
1,347	Daniel Dixon, 1999

Single-Game Yardage

539	John Whitcomb vs. Prairie View A&M, 1994
448	Darrell Hackney vs. Tulane, 2004
447	John Whitcomb vs. Prairie View A&M, 1993
424	Darrell Hackney vs. East Carolina, 2002
418	Bryan Ellis vs. East Carolina, 2010
417	Darrell Hackney vs. Hawaii, 2004

275-Yard Passing Performances

PLAYER	OPPONENT	YR	ATT	CMP	YDS	TD	INT	SCR
John Whitcomb	Prairie View A&M	1994	42	33	539	6	0	48-6
Darrell Hackney	Tulane	2004	38	23	448	2	0	55-59
John Whitcomb	Prairie View A&M	1993	38	28	447	6	1	58-12
Darrell Hackney	East Carolina	2002	34	20	424	3	0	36-29
Bryan Ellis	East Carolina	2010	49	31	418	5	1	42-54
Darrell Hackney	Hawaii	2004	54	31	417	2	1	40-59
Darrell Hackney	Southern Miss	2005	42	29	407	3	1	28-37
John Whitcomb	Lindenwood	1992	37	24	381	3	0	41-12
John Whitcomb	Butler	1993	31	21	380	4	0	31-27
Joe Webb	Memphis	2009	25	18	378	3	0	31-21
Bryan Ellis	Tennessee	2010	55	29	373	1	1	29-32
Bryan Ellis	Memphis	2010	38	21	361	3	2	31-15
Bryan Ellis	Troy	2010	37	23	360	3	2	34-33
John Whitcomb	Charleston So.	1993	40	22	354	2	1	48-20
Darrell Hackney	SMU	2005	35	22	344	2	2	27-28
Darrell Hackney	Rice	2005	33	24	339	2	0	45-26
Darrell Hackney	TCU	2004	24	15	337	5	1	41-25
Darrell Hackney	Memphis	2005	42	25	334	4	1	37-20
Darrell Hackney	Houston	2002	34	18	329	3	0	51-34
Joe Webb	Florida Atlantic	2008	48	26	326	2	0	34-49
Joe Webb	UCF	2009	35	20	322	3	1	34-27
John Whitcomb	Miss. Valley State	1994	40	22	316	2	2	24-14
John Whitcomb	Tennessee Wesleyan	1992	53	24	304	1	2	12-16
John Whitcomb	Jacksonville State	1994	32	22	301	2	1	28-12
Darrell Hackney	Troy	2005	38	25	296	2	0	27-7
Joe Webb	Florida Atlantic	2009	19	14	292	4	0	56-29
John Whitcomb	Lambuth	1993	29	19	292	3	2	40-14
John Whitcomb	Wofford	1994	34	20	290	3	3	34-27
Joe Webb	UCF	2006	39	25	289	0	0	22-31
Chris Williams	Rice	2006	28	15	288	4	0	33-34
Doug Gann	Hampden-Sydney	1991	46	28	286	1	1	35-35
Darrell Hackney	Tennessee	2005	38	27	282	1	1	10-17
Darrell Hackney	East Carolina	2005	43	23	278	0	3	23-31
Darrell Hackney	Cincinnati	2003	21	12	277	2	1	31-14
John Whitcomb	Morehead State	1994	26	15	277	1	1	36-15

407	Darrell Hackney vs. Southern Miss, 2005
398	Darrell Hackney vs. Memphis, 2004
381	John Whitcomb vs. Lindenwood, 1992
380	John Whitcomb vs. Butler, 1993
378	Joe Webb at Memphis, 2009
373	Bryan Ellis at Tennessee, 2010
361	Bryan Ellis vs. Memphis, 2010
360	Bryan Ellis vs. Troy, 2010
354	John Whitcomb vs. Charleston Southern, 1993
344	Darrell Hackney vs. SMU, 2005
339	Darrell Hackney vs. Rice, 2005
337	Darrell Hackney vs. TCU, 2004
334	Darrell Hackney vs. Memphis, 2005
329	Darrell Hackney vs. Houston, 2002



UAB Records

Opponent 275-Yard Passing Performances

PLAYER	Team	YR	ATT	CMP	YDS	TD	INT	SCR
Tim Rattay	Louisiana Tech	1999	35	25	466	5	0	41-20
Jordan Palmer	UTEP	2006	39	25	455	5	0	36-17
Daunte Culpepper	Central Florida	1996	36	24	421	3	0	35-13
Lester Ricard	Tulane	2004	49	36	417	6	0	55-59
Levi Brown	Troy	2009	32	24	413	2	1	14-27
David Nara	Clinch Valley	1992	49	26	407	4	1	30-41
Timmy Chang	Hawaii	2004	46	31	405	4	0	40-59
Corey Robinson	Troy	2010	44	26	404	2	0	34-33
Trevor Vittatoe	UTEP	2009	44	23	397	2	2	38-33
Austin Davis	Southern Miss	2010	48	30	388	2	2	50-49
Case Keenum	Houston	2008	36	24	360	2	0	20-45
Bo Levi Mitchell	SMU	2009	47	28	353	3	2	33-35
Deontey Kenner	Cincinnati	2000	32	20	351	2	1	33-21
Danny Wimprine	Memphis	2004	43	26	347	2	4	35-28
Tim Rattay	Louisiana Tech	1998	32	24	349	5	0	54-23
Jordan Palmer	UTEP	2005	52	33	337	2	3	35-23
Rex Grossman	Florida	2002	26	16	337	2	1	3-51
Will Hudgens	Memphis	2009	41	26	333	0	0	31-21
Paul Smith	Tulsa	2007	37	19	333	3	2	30-38
Jerad Romo	SMU	2005	43	30	333	2	0	27-28
David Johnson	Tulsa	2008	24	20	332	3	0	22-45
Drew Weatherford	Florida State	2007	35	22	332	3	1	24-34
Tim Rattay	Louisiana Tech	1997	44	29	332	3	3	32-29
Dominique Davis	East Carolina	2010	41	26	331	5	0	42-54
Jason Stahl	Butler	1993	38	23	326	3	2	27-31
Rusty Smith	Florida Atlantic	2008	34	21	325	3	0	34-49
Patrick Ramsey	Tulane	1999	45	27	325	2	2	20-23
Brian Anderson	Marshall	2009	38	25	315	2	0	27-7
Casey Printers	TCU	2001	36	22	310	2	1	38-17
Bernard Morris	Marshall	2007	36	26	309	1	0	39-46
Brian Anderson	Marshall	2010	41	25	304	3	1	17-31
Gino Guidugli	Cincinnati	2004	52	29	300	3	1	30-27

6.20.....Sam Hunt, 2006-07 (2,560 in 413 att.)
 6.09.....Rodney Hudson, 1995-96 (1,590 in 261 att.)
 5.95.....Jeff Aaron, 2000-01 (1,963 in 330 att.)

Single-Season Yards Per Attempt

8.68.....John Whitcomb, 1994 (3,031 in 349 att.)
 8.58.....Darrell Hackney, 2004 (3,070 in 358 att.)
 8.48.....Joe Webb, 2009 (2,299 in 271 att.)
 8.24.....Darrell Hackney, 2005 (3,180 in 386 att.)
 7.94.....Darrell Hackney, 2003 (1,659 in 209 att.)
 7.74.....John Whitcomb, 1993 (3,012 in 389 att.)
 7.32.....Lee Jolly, 1997 (1,530 in 209 att.)
7.15.....Bryan Ellis, 2010 (2,940 in 411 att.)
 6.75.....Darrell Hackney, 2002 (1,977 in 293 att.)
 6.71.....Joe Webb, 2008 (2,367 in 353 att.)
 6.59.....John Whitcomb, 1992 (1,377 in 209 att.)

Career Yards Per Completion

14.46.....Rodney Hudson, 1995-96 (1,590 in 110 comp.)
 14.24.....Darrell Hackney, 2002-05 (9,886 in 694 comp.)
 14.13.....Lee Jolly, 1997-99 (2,063 in 146 comp.)
 14.12.....Thomas Cox, 1999-01 (946 in 67 comp.)
 13.25.....John Whitcomb, 1992-94 (7,420 in 560 comp.)
12.73.....Bryan Ellis, 2008-present (2,954 in 232 comp.)
 12.61.....Sam Hunt, 2006-07 (2,560 in 203 comp.)
 12.47.....Kevin Drake, 1994-97 (1,284 in 103 comp.)
 12.33.....Joe Webb, 2006-09 (5,771 in 468 comp.)

Single-Season Yards Per Completion

15.65.....Darrell Hackney, 2003 (1,659 in 106 comp.)
 15.58.....Darrell Hackney, 2004 (3,070 in 197 comp.)
 15.27.....Rodney Hudson, 1996 (1,176 in 77 comp.)
 14.43.....John Whitcomb, 1994 (3,031 in 210 comp.)
 14.19.....Joe Webb, 2009 (2,299 in 162 comp.)
 14.17.....Lee Jolly, 1997 (1,530 in 108 comp.)
 14.03.....Lee Jolly, 1998 (533 in 88 comp.)
 13.55.....Kevin Drake, 1995 (691 in 51 comp.)
 13.27.....Darrell Hackney, 2002 (1,977 in 149 comp.)
 13.14.....Darrell Hackney, 2005 (3,180 in 242 comp.)

Career Yards Gained Per Game

247.3.....John Whitcomb, 1992-94 (7,420 in 30 games)
 241.1.....Darrell Hackney, 2002-05 (9,886 in 41 games)
196.9.....Bryan Ellis, 2008-present (2,954 in 15 games)
 157.0.....Doug Gann, 1991 (1,413 in nine games)
 156.0.....Joe Webb, 2006-09 (5,771 in 37 games)
 134.7.....Sam Hunt, 2006-07 (2,560 in 19 games)
 130.9.....Jeff Aaron, 2000-01 (1,963 in 15 games)

Single-Season Yards Gained Per Game

289.1.....Darrell Hackney, 2005 (3,180 in 11 games)
 275.6.....John Whitcomb, 1994 (3,031 in 11 games)
 273.8.....John Whitcomb, 1993 (3,012 in 11 games)
267.3.....Bryan Ellis, 2010 (2,940 in 11 games)
 255.8.....Darrell Hackney, 2004 (3,070 in 12 games)
 237.0.....Darrell Hackney, 2003 (1,659 in seven games)
 229.5.....John Whitcomb, 1992 (1,377 in six games)
 197.2.....Joe Webb, 2008 (2,367 in 12 games)
 191.6.....Joe Webb, 2009 (2,299 in 12 games)
 179.7.....Darrell Hackney, 2002 (1,977 in 11 games)
 158.8.....Sam Hunt, 2007 (1,905 in 12 games)
 157.0.....Doug Gann, 1991 (1,413 in nine games)
 153.0.....Lee Jolly, 1997 (1,530 in 10 games)

Career Yards Per Attempt

7.93.....Darrell Hackney, 2002-05 (9,886 in 1,246 att.)
 7.84.....John Whitcomb, 1992-94 (7,420 in 947 att.)
 7.29.....Joe Webb, 2006-09 (5,771 in 792 att.)
7.12.....Bryan Ellis, 2008-present (2,954 in 415 att.)
 6.92.....Lee Jolly, 1997-99 (2,063 in 298 att.)



Darrell Hackney



UAB Records

Pass Attempts

Career Attempts

1,246	Darrell Hackney, 2002-05
947	John Whitcomb, 1992-94
792	Joe Webb, 2006-09
540	Daniel Dixon, 1997-00
413	Sam Hunt, 2006-07
412	Bryan Ellis, 2008-present
330	Jeff Aaron, 2000-01
298	Lee Jolly, 1997-99
261	Rodney Hudson, 1995-96
256	Doug Gann, 1991

Single-Season Attempts

411	Bryan Ellis, 2010
389	John Whitcomb, 1993
386	Darrell Hackney, 2005
358	Darrell Hackney, 2004
353	Joe Webb, 2008
349	John Whitcomb, 1994
331	Sam Hunt, 2007
293	Darrell Hackney, 2002
271	Joe Webb, 2009
256	Doug Gann, 1991
245	Daniel Dixon, 1999
209	Darrell Hackney, 2003
209	John Whitcomb, 1992

Single-Game Attempts

55	Bryan Ellis at Tennessee, 2010
54	Darrell Hackney vs. Hawaii, 2004
53	Doug Gann vs. Tennessee Wesleyan, 1992
49	Bryan Ellis vs. East Carolina, 2010
48	Joe Webb at Florida Atlantic, 2008
46	John Whitcomb vs. Troy State, 1993
	Doug Gann vs. Hampden-Sydney, 1991
45	Bryan Ellis at Mississippi State, 2010
	Bryan Ellis vs. Marshall, 2010
43	Darrell Hackney vs. East Carolina, 2005
42	Darrell Hackney vs. Southern Miss, 2005
	Darrell Hackney vs. Memphis, 2005
	Darrell Hackney at Army, 2002
	John Whitcomb vs. Prairie View A&M, 1994
40	Joe Webb at Houston, 2008
	John Whitcomb vs. Mississippi Valley State, 1994
	John Whitcomb vs. Charleston Southern, 1993
	John Whitcomb vs. Miles, 1993

Career Pass Attempts Per Game (Min. 10 games)

31.57	John Whitcomb, 1992-94 (947 in 30 games)
30.39	Darrell Hackney, 2002-05 (1,246 in 41 games)
27.67	Bryan Ellis, 2008-10 (415 in 15 games)
22.00	Jeff Aaron, 2000-01 (330 in 15 games)
21.74	Sam Hunt, 2006-07 (413 in 19 games)
21.41	Joe Webb, 2006-09 (792 in 37 games)
16.31	Rodney Hudson, 1995-96 (261 in 16 games)
14.59	Daniel Dixon, 1997-00 (540 in 37 games)

Single-Season Pass Attempts Per Game

37.36	Bryan Ellis, 2010 (411 in 11 games)
34.36	John Whitcomb, 1993 (389 in 11 games)
34.83	John Whitcomb, 1992 (209 in six games)
31.73	John Whitcomb, 1994 (349 in 11 games)
29.86	Darrell Hackney, 2003 (209 in seven games)
29.83	Darrell Hackney, 2004 (358 in 12 games)
29.42	Joe Webb, 2008 (353 in 12 games)

28.44	Doug Gann, 1991 (256 in nine games)
26.64	Darrell Hackney, 2002 (293 in 11 games)
25.78	Sam Hunt, 2007 (331 in 12 games)
24.50	Daniel Dixon, 1999 (245 in 10 games)
22.75	Jeff Aaron, 2000 (182 in eight games)
22.58	Joe Webb, 2009 (271 in 12 games)
22.00	Darrell Hackney, 2005 (386 in 11 games)

Pass Completions

Career Completions

694	Darrell Hackney, 2002-05
560	John Whitcomb, 1992-94
468	Joe Webb, 2006-09
232	Bryan Ellis, 2008-present
219	Daniel Dixon, 1997-00
205	Sam Hunt, 2006-07
177	Jeff Aaron, 2000-01

Single-Season Completions

242	Darrell Hackney, 2005
238	John Whitcomb, 1993
231	Bryan Ellis, 2010
210	John Whitcomb, 1994
208	Joe Webb, 2008
197	Darrell Hackney, 2004
162	Joe Webb, 2009
155	Sam Hunt, 2007
149	Darrell Hackney, 2002
129	Doug Gann, 1991
112	John Whitcomb, 1992



Sam Hunt




UAB Records

Single-Game Completions

33	John Whitcomb vs. Prairie View A&M, 1994
31	Bryan Ellis vs East Carolina, 2010
	Darrell Hackney vs. Hawaii, 2004
29	Bryan Ellis at Tennessee, 2010
	Darrell Hackney vs. Southern Miss, 2005
28	John Whitcomb vs. Prairie View A&M, 1993
	John Whitcomb vs. Troy State, 1993
	Doug Gann at Hampden-Sydney, 1991
27	Darrell Hackney at Tennessee, 2005
26	Joe Webb at Florida Atlantic, 2008
25	Darrell Hackney vs. Troy, 2005
	Darrell Hackney at Memphis, 2005
	Darrell Hackney at Army, 2002
	John Whitcomb vs. Miles, 1993

Career Completions Per Game

18.67	John Whitcomb, 1992-94 (560 in 30 games)
16.92	Darrell Hackney, 2002-05 (694 in 41 games)
15.47	Bryan Ellis, 2008-present (232 in 15 games)
14.33	Doug Gann, 1991 (129 in nine games)
12.65	Joe Webb, 2006-09 (468 in 37 games)
11.80	Jeff Aaron, 2000-01 (177 in 15 games)
10.68	Sam Hunt, 2006-07 (203 in 19 games)
7.50	Chris Bradford, 1991-92 (60 in eight games)
7.03	Daniel Dixon, 1997- 00 (260 in 37 games)



Kevin Drake

UAB's Longest Pass Plays

95	Darrell Hackney to Roddy White vs. Cincinnati, 2003
95	John Whitcomb to Derrick Ingram vs. Jacksonville St., 1994
94	Darrell Hackney to Willie Quinnie vs. East Carolina, 2002
91	Chris Williams to Nick Coon vs. Army, 2003
89	Darrell Hackney to Reggie Lindsey vs. SMU, 2005
80	Lee Jolly to Percy Coleman vs. Southwestern La., 1998
79	Daniel Dixon to Darrius Malone vs. Houston, 1999
77	Joe Webb to Nick Adams, 2009
74	Chris Bradford to Derrick Ingram vs. Clinch Valley, 1991
72	Bryan Ellis to Patrick Hearn vs. Memphis, 2010
71	Chris Williams to Willie Edwards at Rice, 2006
68	Sam Hunt to Frantrell Forrest vs. Houston, 2007
68	Lee Jolly to Kevin Drake vs. Tennessee Tech, 1997
67	Darrell Hackney to Roddy White vs. Tulane, 2004
67	Jeff Aaron to Leron Little at Army, 2000
67	Rodney Hudson to Robert Davis vs. Southwestern La., 1996
67	John Whitcomb to Derrick Ingram vs. Morehead State, 1993
65	Daniel Dixon to Willie Quinnie vs. Chattanooga, 2000
64	Chris Bradford to Clay Harris vs. Gallaudet, 1992
63	Darrell Hackney to Lance Rhodes vs. TCU, 2003
61	Curtis Falany to Roddy White vs. Tulane, 2003
61	John Whitcomb to Derrick Ingram vs. Wofford, 1994

Single-Season Completions Per Game

22.00	Darrell Hackney, 2005 (242 in 11 games)
21.64	John Whitcomb, 1993 (238 in 11 games)
21.00	Bryan Ellis, 2010 (231 in 11 games)
19.10	John Whitcomb, 1994 (210 in 11 games)
18.67	John Whitcomb, 1992 (112 in six games)
17.33	Joe Webb, 2008 (208 in 12 games)
16.41	Darrell Hackney, 2004 (197 in 12 games)
15.14	Darrell Hackney, 2003 (106 in seven games)
14.33	Doug Gann, 1991 (129 in nine games)
13.55	Darrell Hackney, 2002 (149 in 11 games)
13.50	Joe Webb, 2009 (162 in 12 games)
12.92	Sam Hunt, 2007 (155 in 12 games)
12.70	Daniel Dixon, 1999 (127 in 10 games)
12.50	Jeff Aaron, 2000 (100 in eight games)
10.80	Lee Jolly, 1997 (108 in 10 games)

Career Completion Percentage

.5913	John Whitcomb, 1992-94 (560-947)
.5909	Joe Webb, 2006-09 (468-792)
.559	Bryan Ellis, 2008-present (232-415)
.557	Darrell Hackney, 2002-05 (694-1,246)
.536	Jeff Aaron, 2000-01 (177-330)
.504	Doug Gann, 1991 (129-256)
.491	Sam Hunt, 2006-07 (203-413)
.490	Lee Jolly, 1997-99 (146-298)
.481	Daniel Dixon, 1997-00 (260-540)

Single-Season Completion Percentage

.627	Darrell Hackney, 2005 (242-386)
.612	John Whitcomb, 1993 (238-389)
.602	John Whitcomb, 1994 (210-349)
.598	Joe Webb, 2009 (162-271)
.589	Joe Webb, 2008 (208-353)
.565	Chris Williams, 2006 (95-168)
.562	Bryan Ellis, 2010 (231-411)
.556	Joe Webb, 2007 (65-117)
.550	Darrell Hackney, 2004 (197-358)
.549	Jeff Aaron, 2000 (100-182)
.536	John Whitcomb, 1992 (112-209)
.520	Jeff Aaron, 2001 (77-148)
.518	Daniel Dixon, 1999 (127-245)



UAB Records

Touchdown Passes

Career - Most Touchdown Passes

71	Darrell Hackney, 2002-05
53	John Whitcomb, 1992-94
37	Joe Webb, 2006-09
25	Bryan Ellis, 2008-present
17	Lee Jolly, 1997-99
13	Chris Williams, 2003-06
12	Sam Hunt, 2006-07
	Daniel Dixon, 1997-00

Single-Season - Most Touchdown Passes

26	Darrell Hackney, 2004
25	Bryan Ellis, 2010
22	Darrell Hackney, 2005
	John Whitcomb, 1994
21	Joe Webb, 2009
	John Whitcomb, 1993
14	Darrell Hackney, 2002
12	Sam Hunt, 2007
11	Lee Jolly, 1997
10	Joe Webb, 2008
	John Whitcomb, 1992

Single-Game - Most Touchdown Passes

6	John Whitcomb vs. Prairie View A&M, 1994
	John Whitcomb vs. Prairie View A&M, 1993
5	Bryan Ellis vs. East Carolina, 2010
	Darrell Hackney vs. TCU, 2004
4	Joe Webb vs. Florida Atlantic, 2009
	Darrell Hackney at UTEP, 2005
	Darrell Hackney at Memphis, 2005
	Darrell Hackney vs. Army, 2002
	John Whitcomb vs. Butler, 1993
	Chris Bradford vs. Clinch Valley, 1991
3	Bryan Ellis at Rice, 2010
	Bryan Ellis vs. Memphis, 2010
	Bryan Ellis at Southern Miss, 2010
	Bryan Ellis vs. UTEP, 2010
	Bryan Ellis vs. Troy, 2010
	Joe Webb vs. UCF, 2009
	Joe Webb at Memphis, 2009
	Joe Webb vs. UCF, 2007
	Darrell Hackney vs. Baylor, 2004
	Darrell Hackney vs. Memphis, 2004
	Darrell Hackney vs. Houston, 2002
	Darrell Hackney vs. East Carolina, 2002
	Daniel Dixon vs. Houston, 1999
	Lee Jolly vs. Tennessee Tech, 1997
	John Whitcomb vs. Wofford, 1994
	John Whitcomb vs. Lambuth, 1993

Career Touchdown Passes Per Game

1.77	John Whitcomb, 1992-94
1.68	Darrell Hackney, 2002-05
1.67	Bryan Ellis, 2008-present
	Alvin Stokes, 1995-97
1.25	Chris Bradford, 1991-92
1.00	Joe Webb, 2006-09
0.81	Lee Jolly, 1997-99
0.73	Jeff Aaron, 2000-01

Single-Season Touchdown Passes Per Game

2.27	Bryan Ellis, 2010
2.17	Darrell Hackney, 2004
2.00	Darrell Hackney, 2005

Blazer Passing Leaders Year-by-Year

YR	PLAYER	ATT	CMP	YDS	TD	INT	PCT.
1991	Doug Gann	256	129	1,413	5	13	.504
1992	John Whitcomb	209	112	1,377	10	11	.536
1993	John Whitcomb	389	238	3,012	21	13	.612
1994	John Whitcomb	349	210	3,031	22	15	.602
1995	Kevin Drake	113	51	691	3	6	.451
1996	Rodney Hudson	194	77	1,176	9	9	.397
1997	Lee Jolly	209	108	1,530	11	7	.517
1998	Daniel Dixon	139	69	870	0	6	.496
1999	Daniel Dixon	245	127	1,347	7	10	.518
2000	Jeff Aaron	182	100	1,135	5	3	.549
2001	Jeff Aaron	148	77	828	4	6	.520
2002	Darrell Hackney	293	149	1,977	14	7	.509
2003	Darrell Hackney	209	106	1,659	9	6	.509
2004	Darrell Hackney	359	197	3,070	26	8	.550
2005	Darrell Hackney	386	242	3,180	22	12	.627
2006	Chris Williams	168	95	1,112	9	7	.565
2007	Sam Hunt	381	155	1,905	10	14	.468
2008	Joe Webb	353	208	2,367	10	16	.589
2009	Joe Webb	271	162	2,299	21	8	.598
2010	Bryan Ellis	411	231	2,940	25	12	.562

2.00	John Whitcomb, 1994
1.91	John Whitcomb, 1993
1.75	Joe Webb, 2009
1.67	Alvin Stokes, 1995

Interceptions

Career Interceptions


39	John Whitcomb, 1992-94
33	Darrell Hackney, 2002-05
27	Daniel Dixon, 1997-00
25	Joe Webb, 2006-09
19	Sam Hunt, 2006-07
13	Doug Gann, 1991
	Rodney Hudson, 1995-96
12	Bryan Ellis, 2008-present
	Kevin Drake, 1994-97
11	Chris Williams, 2003-06
	Thomas Cox, 1999-02

Single-Season Interceptions

16	Joe Webb, 2008
15	John Whitcomb, 1994
14	Sam Hunt, 2007
13	John Whitcomb, 1993
	Doug Gann, 1991
12	Bryan Ellis, 2010
	Darrell Hackney, 2005
11	John Whitcomb, 1992
10	Daniel Dixon, 1999

Single-Game Interceptions

4	Joe Webb vs. SMU, 2009
	Joe Webb at Southern Miss, 2008
	Sam Hunt vs. Houston, 2007
3	Joe Webb at Tennessee, 2008
	Joe Webb at Houston, 2008
	Kevin Drake at Middle Tennessee State, 1995
	Rodney Hudson at Western Kentucky, 1995
	John Whitcomb vs. Wofford, 1994
	John Whitcomb at Samford, 1992
	Doug Gann vs. Ferrum, 1991
	Darrell Hackney vs. East Carolina, 2005



UAB Records

Most Plays

Career Plays

1,501	Darrell Hackney, 2002-05 (1,246 pass, 255 rush)
1,308	Joe Webb, 2006-09 (792 pass, 516 rush)
1,023	John Whitcomb, 1992-94 (947 pass, 76 rush)
833	Daniel Dixon, 1997-00 (449 pass, 252 rush)
630	Pat Green, 1991-94 (630 rush)
550	Sam Hunt, 2006-07 (413 pass, 137 rush)
486	Dan Burks, 2002-06 (0 pass, 486 rush)
448	Jeff Aaron, 2000-01 (330 pass, 118 rush)
440	Bryan Ellis, 2008-present (415 pass, 25 rush)
	Lee Jolly, 1997-99 (297 pass, 143 rush)
409	Corey White, 2003-06 (0 pass, 409 rush)
402	Thomas Cox, 1999-02 (219 pass, 183 rush)
389	Rodney Hudson, 1995-96 (261 pass, 128 rush)

Single-Season Plays

551	Joe Webb, 2008
498	Joe Webb, 2009
439	Darrell Hackney, 2004
437	Darrell Hackney, 2005
436	Bryan Ellis, 2010
416	John Whitcomb, 1993
399	Sam Hunt, 2007
385	John Whitcomb, 1994
378	Darrell Hackney, 2002
359	Daniel Dixon, 1999
299	Doug Gann, 1991
247	Darrell Hackney, 2003
	Lee Jolly, 1997
238	Jeff Aaron, 2000

Single-Game Plays

66	Joe Webb at Florida Atlantic, 2008 (48 p, 18 r)
65	Joe Webb at Houston, 2008 (40 p, 25 r)
59	Darrell Hackney at Hawaii, 2004 (54 p, 5 r)
56	Bryan Ellis at Tennessee, 2010 (55 p, 1 r)
55	Darrell Hackney vs. Southern Miss, 2005 (42 p, 13 r)
	John Whitcomb at Tennessee Wesleyan, 1992 (53 p, 2 r)
53	Joe Webb vs. UCF, 2009 (35 p, 18 r)
	Joe Webb vs. SMU, 2009 (35 p, 18 r)
52	Joe Webb at East Carolina, 2009 (27 p, 25 r)
51	Bryan Ellis vs. East Carolina (49 p, 2 r)
50	Bryan Ellis vs. Marshall (45 p, 5 r)
	Joe Webb at UCF, 2008 (28 p, 22 r)
49	Bryan Ellis vs. Mississippi State (45 p, 4 r)
	Joe Webb vs. Tulsa, 2008 (31 p, 18 r)
	Sam Hunt at Michigan State, 2007 (39 p, 10 r)
	John Whitcomb vs. Troy State, 1993 (46 p, 3 r)
	Doug Gann at Hampden-Sydney, 1991 (46 p, 3 r)
48	Joe Webb at Tennessee, 2008 (34 p, 14 r)
	Joe Webb vs. Marshall, 2008 (28 p, 20 r)
	Darrell Hackney at Army, 2002 (42 p, 6 r)
47	Chris Williams at SMU, 2006 (36 p, 11 r)
	Daniel Dixon at Cincinnati, 1999 (37 p, 10r)
46	Joe Webb at Memphis, 2009 (25 p, 21 r)
	Joe Webb at Troy, 2009 (27 p, 19 r)
	Sam Hunt at Florida State, 2007 (35 p, 11 r)
	Darrell Hackney at Tulane, 2004 (38 p, 8 r)
	Darrell Hackney vs. Southern Miss, 2003 (37 p, 9 r)

Most Yards Gained

Career Yards

9,978	Darrell Hackney, 2002-05 (9,886 pass, 92 rush)
8,545	Joe Webb, 2006-09 (5,771 pass, 2,774 rush)
6,976	John Whitcomb, 1992-94 (7,420 pass, -444 rush)
3,393	Daniel Dixon, 1997-00 (3,085 pass, 308 rush)
3,006	Sam Hunt, 2006-07 (2,560 pass, 446 rush)
2,983	Bryan Ellis, 2008-present (2,954 pass, 29 rush)
2,817	Pat Green, 1991-94 (0 pass, 2,817 rush)
2,598	Lee Jolly, 1997-99 (2,063 pass, 196 rush)
2,277	Dan Burks, 2002-06 (0 pass, 2,277 rush)
2,256	Jeff Aaron, 2000-01 (1,963 pass, 293 rush)
1,979	Jegil Dugger, 1998-01 (0 pass, 1,979 rush)
1,925	Corey White, 2003-06 (0 pass, 1,925 rush)
1,905	Chris Williams, 2003-06 (1,752 pass, 153 rush)

Single-Season Yards

3,726	Joe Webb, 2009 (2,299 pass, 1,427 rush)
3,388	Joe Webb, 2008 (2,367 pass, 1,021 rush)
3,285	Darrell Hackney, 2005 (3,180 pass, 105 rush)
3,056	Darrell Hackney, 2004 (3,070 pass, -14 rush)
2,969	Bryan Ellis, 2010 (2,40 pass, 29 rush)
2,846	John Whitcomb, 1993 (3,012 pass, -166 rush)
2,837	John Whitcomb, 1994 (3,031 pass, -194 rush)
2,192	Sam Hunt, 2007 (1,905 pass, 446 rush)
1,963	Darrell Hackney, 2002 (1,977 pass, -14 rush)
1,704	Darrell Hackney, 2003 (1,659 pass, 45 rush)
1,397	Daniel Dixon, 1999 (1,347 pass, 50 rush)
1,393	Lee Jolly, 1997 (1,187 pass, 6 rush)


Single-Game Yards

533	John Whitcomb at Prairie View A&M, 1994 (539 p, -6 r)
459	Joe Webb vs. UCF, 2009 (322 p, 137 r)
441	Darrell Hackney at Tulane, 2004 (448 p, -7 r)
440	Darrell Hackney vs. Southern Miss, 2005 (407 p, 33 r)
430	Joe Webb at Memphis, 2009 (378 p, 52 r)
425	John Whitcomb vs. Prairie View A&M, 1993 (447 p, -22 r)
420	Darrell Hackney at Hawaii, 2004 (417 p, 3 r)
416	Bryan Ellis vs. East Carolina, 2010 (418 p, -2 r)
415	Joe Webb vs. Florida Atlantic, 2009 (292 p, 123 r)
	Joe Webb vs. Rice, 2009 (221 p, 194 r)
411	Darrell Hackney vs. East Carolina, 2002 (424 p, -13 r)
392	Joe Webb at Florida Atlantic, 2008 (326 p, 66 r)
376	Darrell Hackney vs. SMU, 2005 (344 p, 32 r)
375	Bryan Ellis at Tennessee, 2010 (373 p, 2r)
365	John Whitcomb vs. Lindenwood, 1992 (381 p, -16 r)
362	John Whitcomb vs. Butler, 1993 (380 p, -18 r)
359	Joe Webb vs. Alabama State, 2008 (238 p, 121 r)
353	Darrell Hackney vs. TCU, 2004 (337 p, 16 r)
352	Joe Webb vs. Marshall, 2008 (217 p, 135 r)
348	Darrell Hackney vs. Memphis, 2004 (398 p, -50 r)
346	John Whitcomb vs. Charleston Southern, 1993 (354 p, 8 r)





UAB Records



Former UAB assistant coach Pat Sullivan talks it over with QBs Thomas Cox (left) and Darrell Hackney during the 2002 season.

Touchdowns Responsible For

Career

77	Darrell Hackney, 2002-05
61	Joe Webb, 2006-09
53	John Whitcomb, 1992-94
35	Pat Green, 1991-94
27	Bryan Ellis, 2008-present
25	Daniel Dixon, 1997-00
17	Lee Jolly, 1997-99
17	Chris Williams, 2003-06
15	Sam Hunt, 2006-07
	Thomas Cox, 1999-02

Single-Season

32	Joe Webb, 2009
28	Darrell Hackney, 2004
	Darrell Hackney, 2005
27	Bryan Ellis, 2010
22	John Whitcomb, 1994
21	Joe Webb, 2008
	John Whitcomb, 1993
16	Darrell Hackney, 2002
14	Rodney Hudson, 1996
13	Daniel Dixon, 1999
	Lee Jolly, 1997
12	Sam Hunt, 2007
	Chris Williams, 2006
10	Darrell Hackney, 2003
9	Joe Webb, 2007
	Thomas Cox, 2001

Single-Game

6	Joe Webb vs. Florida Atlantic, 2009 (4 pass, 2 rush)
	John Whitcomb vs. Prairie View A&M, 1994 (6 pass)
	John Whitcomb vs. Prairie View A&M, 1993 (6 pass)
5	Bryan Ellis vs. East Carolina, 2010 (5 pass)
5	Darrell Hackney vs. TCU, 2004 (5 pass)
4	Joe Webb vs. UCF, 2009 (3 pass, 1 rush)
	Joe Webb at Memphis, 2009 (3 pass, 1 rush)
	Joe Webb vs. Rice, 2009 (2 pass, 2 rush)
	Joe Webb vs. Memphis, 2008 (1 pass, 3 rush)
	Chris Williams at Rice, 2006 (4 pass)

	Darrell Hackney at Memphis, 2005 (4 pass)
	Darrell Hackney at UTEP, 2005 (4 pass)
	Darrell Hackney vs. Baylor, 2004 (3 pass, 1 rush)
	Darrell Hackney at Army, 2002 (4 pass)
	Daniel Dixon at Louisiana-Lafayette, 1997 (3 rush, 1 pass)
	John Whitcomb, 1993 (4 pass)
	Chris Bradford vs. Clinch Valley, 1991 (4 pass)


Total Offense Per Game

Career (Min. 10 Games)

243.4	Darrell Hackney (41 games), 2002-05
232.5	John Whitcomb (30 games), 1992-94
230.9	Joe Webb (37 games), 2006-09
189.9	Bryan Ellis (15 games), 2008-present
158.2	Sam Hunt (19 games), 2006-07
150.4	Jeff Aaron (15 games), 2000-01
139.3	Rodney Hudson (11 games), 1996
97.2	Carl Sanders (13 games), 1996-97
	Daniel Dixon (37 games), 1997-00

Season Total Offense Per Game (Min. 5 Games):

310.5	Joe Webb (12 games), 2009
298.6	Darrell Hackney (11 games), 2005
282.3	Joe Webb (12 games), 2008
269.9	Bryan Ellis (11 games), 2010
258.7	John Whitcomb (11 games), 1993
257.9	John Whitcomb (11 games), 1994
252.2	Darrell Hackney (12 games), 2004
243.4	Darrell Hackney (7 games), 2003
182.7	Sam Hunt (12 games), 2007
178.5	Darrell Hackney (11 games), 2002
161.6	John Whitcomb (11 games), 1992
153.8	Lee Jolly (10 games), 1997



Darrell Hackney



UAB Records

Most Passes Caught

Career Receptions

207Derrick Ingram, 1991-94
164Frantrell Forrest, 2007-10
163Roddy White, 2001-04
116Cedrick Buchannon, 1992-95
93Percy Coleman, 1997-00
92Robert Porter, 1991-94
90Darrius Malone, 1996-99
Willie Quinnie, 2000-02
86Norris Drinkard, 2003-06
73Reggie Lindsey, 2004-05
81Rashaud Slaughter, 2006-09
71Jhun Cook, 2002-05
69Pat Green, 1991-94

Single-Season Receptions

83Derrick Ingram, 1994
76Derrick Ingram, 1993
71Roddy White, 2004
53Reggie Lindsey, 2005
49Frantrell Forrest, 2007
47 Pat Shed, 2010
42Frantrell Forrest, 2008
Jhun Cook, 2005
41Norris Drinkard, 2005
Cedrick Buchannon, 1994
39Frantrell Forrest, 2010
Mike Jones, 2010
Willie Edwards, 2006
Roddy White, 2003
Roddy White, 2002
38Robert Porter, 1993
Derrick Ingram, 1992

Single-Game Receptions

13Manuel Philpott vs. Hampden-Sydney, 1991
12Willie Quinnie at Army, 2002
Derrick Ingram vs. Prairie View A&M, 1994
Derrick Ingram vs. Prairie View A&M, 1993
11Frantrell Forrest at Florida Atlantic, 2008
10Rashaud Slaughter at SMU, 2006
Roddy White vs. Tulane, 2004
Roddy White vs. Southern Miss, 2003
9 Pat Shed vs. East Carolina, 2010
Derrick Ingram vs. Wofford, 1994
Derrick Ingram vs. Jacksonville State, 1994
Derrick Ingram vs. Butler, 1993
8Frantrell Forrest at Tennessee, 2008
Frantrell Forrest at Houston, 2008
Reggie Lindsey vs. SMU, 2005
Norris Drinkard vs. Southern Miss, 2005
Roddy White vs. Memphis, 2004
Roddy White vs. Houston, 2004
Roddy White vs. East Carolina, 2002
Percy Coleman at Arkansas State, 1997
Derrick Ingram vs. Butler, 1994
Derrick Ingram vs. Mississippi Valley State, 1994
Derrick Ingram vs. Dayton, 1994
Derrick Ingram vs. Mississippi Valley State, 1993
Derrick Ingram vs. Miles, 1993

Most Yards Receiving

Career Yards

3,379Derrick Ingram, 1991-94
-------	------------------------------

3,112Roddy White, 2001-04
2,215Frantrell Forrest, 2007-10
1,694Cedrick Buchannon, 1992-95
1,596Darrius Malone, 1996-99
1,395Willie Quinnie, 2000-02
1,207Robert Porter, 1991-94
1,205Reggie Lindsey, 2004-05

Single-Season Yards

1,457Derrick Ingram, 1994
1,452Roddy White, 2004
1,115Derrick Ingram, 1993
978Reggie Lindsey, 2005
844Roddy White, 2003
803Kevin Drake, 1997
719Willie Edwards, 2006
627Willie Quinnie, 2002
592Cedrick Buchannon, 1995
580Roddy White, 2002
566Cedrick Buchannon, 1994
563Frantrell Forrest, 2007
558Frantrell Forrest, 2010
558Frantrell Forrest, 2009
551Darrius Malone, 1999
536 Patrick Hearn, 2010
536Frantrell Forrest, 2008
531Mike Jones, 2010
530Darrius Malone, 1998
512Derrick Ingram, 1992

Single-Game Yards

(Games With 100-Plus Yards)

289Derrick Ingram at Prairie View A&M, 1994 (12 rec.)
253Roddy White at Tulane, 2004 (10 rec.)
194Derrick Ingram at Butler, 1993 (9 rec.)
187Kevin Drake vs. Tennessee Tech, 1997 (6 rec.)
186Derrick Ingram vs. Jacksonville State, 1994 (9 rec.)
184Reggie Lindsey vs. SMU, 2005 (8 rec.)
179Derrick Ingram vs. Wofford, 1994 (9 rec.)
178Derrick Ingram vs. Prairie View A&M, 1993 (12 rec.)
177Roddy White vs. Memphis, 2004 (8 rec.)
171Roddy White vs. Cincinnati, 2003 (4 rec.)
159Willie Quinnie vs. Army, 2002 (12 rec.)
Roddy White vs. East Carolina, 2002 (8 rec.)
Kevin Drake vs. Western Kentucky, 1997 (5 rec.)
156Willie Quinnie vs. Houston, 2002 (6 rec.)
Derrick Ingram vs. Butler, 1994 (8 rec.)
154Derrick Ingram vs. Morehead State, 1994 (5 rec.)
Roddy White vs. Tulane, 2002 (6 rec.)
149Frantrell Forrest at Florida Atlantic, 2008 (11 rec.)
146Reggie Lindsey at UTEP, 2005 (7 rec.)
140Darrius Malone vs. Kansas, 1998 (5 rec.)
Derrick Ingram vs. Lindenwood, 1992 (7 rec.)
137Kevin Drake at Cincinnati, 1997 (4 rec.)
136Nick Coon vs. Army, 2003 (2 rec.)
135Derrick Ingram vs. Miss. Valley State, 1994 (8 rec.)
133Reggie Lindsey vs. Rice, 2005 (5 rec.)
132Roddy White at Southern Miss, 2004 (4 rec.)
131Marcus McKinney at Charleston So., 1993 (5 rec.)
130Willie Edwards vs. UTEP, 2006 (6 rec.)
Roddy White vs. TCU, 2004 (4 rec.)
129Frantrell Forrest at Memphis, 2009 (7 rec.)
Cedrick Buchannon at Prairie View A&M, 1994 (6 rec.)
127Jhun Cook vs. Southern Miss, 2005 (6 rec.)
126Manuel Philpott at Hampden-Sydney, 1991 (13 rec.)
Willie Quinnie vs. Chattanooga, 2000 (8 rec.)
Darrius Malone at Tulane, 1999 (4 rec.)



UAB Records

123Patrick Hearn vs. Memphis, 2010 (4 rec.)
Roddy White at Mississippi State, 2004 (7 rec.)
122Frantrell Forrest at Mississippi State, 2007 (7 rec.)
121Roddy White at USF, 2003 (5 rec.)
Willie Quinnie vs. East Carolina, 2002 (3 rec.)
119Darius Malone vs. Middle Tennessee State, 1998 (6 rec.)
116Cedrick Buchannon at North Texas, 1995 (6 rec.)
114Darius Malone at Cincinnati, 1997 (7 rec.)
113Roddy White at Hawaii, 2004 (6 rec.)
111Reggie Lindsey at Memphis, 2005 (7 rec.)
Roddy White vs. Southern Miss, 2003 (10 rec.)
109Frantrell Forrest at Tennessee, 2010 (7 rec.)
Percy Coleman vs. Southwestern Louisiana, 1998 (2 rec.)
107Derrick Ingram at Kansas, 1994 (7 rec.)
106Joe Webb vs. Tulane, 2007 (6 rec.)
Roddy White vs. USF, 2004 (7 rec.)
105Darius Malone vs. Houston, 1999 (3 rec.)
104Derrick Ingram at Charleston Southern, 1993 (7 rec.)
103Derrick Ingram at Ferrum, 1992 (5 rec.)
102Steven Brown at Rice, 2006 (4 rec.)
Lamar Lee at Troy State, 1995 (5 rec.)
100Willie Edwards at UCF, 2006 (5 rec.)
Henry Ray at Clinch Valley, 1992 (6 rec.)

Most Touchdowns Receiving

Career Touchdowns

28Derrick Ingram, 1991-94
26Roddy White, 2001-04
20Frantrell Forrest, 2007-09
15Reggie Lindsey, 2004-05
14Cedrick Buchannon, 1992-95
10Willie Quinnie, 2000-02
8Darius Malone, 1996-99

Single-Season Touchdowns

14Roddy White, 2004
13Derrick Ingram, 1994
11Reggie Lindsey, 2005
9Frantrell Forrest, 2009
8Derrick Ingram, 1993
7Roddy White, 2003
7Kevin Drake, 1997
6Willie Quinnie, 2002

Single-Game Touchdowns

4Derrick Ingram vs. Prairie View A&M, 1994
3Mike Jones at Southern Miss, 2010
Reggie Lindsey at UTEP, 2005
Roddy White vs. Memphis, 2004
Willie Quinnie at Army, 2002
2Pat Shed at Rice, 2010
Frantrell Forrest vs. UTEP, 2010
Jeffery Anderson vs. East Carolina, 2010
Jackie Williams vs. Troy, 2010
Frantrell Forrest at Memphis, 2009
Frantrell Forrest vs. Florida Atlantic, 2009
Frantrell Forrest vs. Rice, 2009
Jeffery Anderson vs. Alabama State, 2008
Frantrell Forrest at Tulsa, 2007
Mario Wright at Marshall, 2007
Reggie Lindsey at Memphis, 2005
Reggie Lindsey vs. SMU, 2005
Roddy White at Mississippi State, 2004
Roddy White vs. Houston, 2004
Roddy White vs. Cincinnati, 2003
Kevin Drake vs. Tennessee Tech, 1997

Kevin Drake vs. Western Kentucky, 1997
Kenny Causey vs. Vanderbilt, 1996
Keith Roland vs. Southwestern Louisiana, 1996
Cedrick Buchannon vs. North Texas, 1995
Cedrick Buchannon vs. Prairie View A&M, 1994
Derrick Ingram vs. Wofford, 1994
Derrick Ingram vs. Prairie View A&M, 1993
Derrick Ingram at Butler, 1993

Yards Per Reception

Career Average

19.09Roddy White, 2001-04 (163 rec., 3,112 yds.)
18.44Willie Edwards, 2006 (39 rec., 719 yds.)
17.73Darius Malone, 1996-99 (90 rec., 1,596 yds.)
16.51Reggie Lindsey, 2004-05 (73 rec., 1,205 yds.)
16.32Derrick Ingram, 1991-94 (207 rec., 3,379 yds.)
15.51 Patrick Hearn, 2009-present (37 rec., 559 yds.)
15.50Willie Quinnie, 2000-02 (90 rec., 1,395 yds.)
14.60Cedrick Buchannon, 1992-95 (116 rec., 1,694 yds.)
13.82Jhun Cook, 2002-05 (71 rec., 981 yds.)

Single-Season Average

22.08Darius Malone, 1998 (24 rec., 530 yds.)
21.66Kevin Drake, 1997 (38 rec., 823 yds.)
21.64Roddy White, 2003 (39 rec., 844 yds.)
20.71Bradly Chavez, 2004 (24 rec., 498 yds.)
20.45Roddy White, 2004 (71 rec., 1,452 yds)
20.08Kenny Causey, 1996 (24 rec., 482 yds.)
18.50Cedrick Buchannon, 1995 (32 rec., 592 yds.)
18.45Reggie Lindsey, 2005 (53 rec., 978 yds.)
17.55Derrick Ingram, 1994 (83 rec., 1,457 yds.)



Roddy White



UAB Records

17.42.....	Willie Quinnie, 2002 (36 rec., 627 yds.)
16.70.....	Darrius Malone, 1999 (33 rec., 551 yds.)
15.58.....	Lance Rhodes, 2005 (24 rec., 374 yds.)
15.55.....	Jhun Cook, 2005 (42 rec., 653 yds.)
15.30.....	Joe Webb, 2007 (30 rec., 459 yds.)

Receiving By A Running Back

Most Passes Caught

Career Receptions

92.....	Robert Porter, 1991-94
81.....	Rashaud Slaughter, 2006-09
77.....	Percy Coleman, 1997-00
69.....	Patrick Green, 1991-94
47.....	Pat Shed, 2010-present
41.....	Lucious Foster, 1996-98
40.....	Corey White, 2003-06
35.....	Dan Burks, 2002-06
32.....	James Jones, 1991
30.....	Jegil Dugger, 1998-01

Single-Season Receptions

47.....	Pat Shed, 2010 (471 yds.)
38.....	Robert Porter, 1993 (486 yds.)
34.....	Percy Coleman, 2000 (256 yds.)
32.....	James Jones, 1991 (135 yds.)
29.....	Rashaud Slaughter, 2008 (176 yds.)
23.....	Robert Porter, 1994 (319 yds.)
22.....	Rashaud Slaughter, 2007 (123 yds.)
.....	Percy Coleman, 1999 (124 yds.)
.....	Lucious Foster, 1998 (136 yds.)
.....	Pat Green, 1993 (195 yds.)



Robert Porter

Single-Game Receptions

10.....	Rashaud Slaughter at SMU, 2006 (62 yds.)
9.....	Pat Shed vs. East Carolina, 2010 (84 yds.)
8.....	Percy Coleman at Arkansas State, 1997 (39 yds.)
.....	Cedric Thatch at Cincinnati, 1999 (56 yds.)
7.....	Pat Shed at Rice, 2010 (94 yds.)
.....	Pat Shed at Tennessee, 2010 (58 yds.)
6.....	Rashaud Slaughter at South Carolina, 2008 (39 yds.)
.....	Percy Coleman vs. Memphis, 2000 (40 yds.)
.....	Mike Coalson at Prairie View A&M, 1994 (68 yds.)


Receiving Yards

Career Receiving Yards

1,207.....	Robert Porter, 1991-94
615.....	Percy Coleman, 1997-00
585.....	Rashaud Slaughter, 2006-09
536.....	Patrick Green, 1991-94
471.....	Pat Shed, 2010-present
410.....	Dan Burks, 2002-06
287.....	Corey White, 2003-06
284.....	Lucious Foster, 1996-98
256.....	David Thornton, 1992-93

Single-Season Receiving Yards

486.....	Robert Porter, 1993 (38 rec.)
471.....	Pat Shed, 2010
319.....	Robert Porter, 1994 (23 rec.)
256.....	Percy Coleman, 2000 (34 rec.)
206.....	Pat Green, 1994 (20 rec.)
195.....	Pat Green, 1993 (22 rec.)
178.....	Cedric Thatch, 1999 (19 rec.)
176.....	Rashaud Slaughter, 2008 (29 rec.)
160.....	Dan Burks, 2004 (15 rec.)
152.....	Lucious Foster, 1997 (14 rec.)
145.....	Dan Burks, 2006 (7 rec.)



Percy Coleman



UAB Records

Touchdown Receptions

Career Touchdown Receptions

4	Pat Shed, 2010-present
	Pat Green, 1991-94
3	Percy Coleman, 1997-00
	Robert Porter, 1991-94
2	Rashaud Slaughter, 2006-09
	Corey White, 2003-06
	Keith Roland, 1995-96

Single-Season Touchdown Receptions

4	Pat Shed, 2010
2	Keith Roland, 1996
	Pat Green, 1991

Single-Game Touchdown Receptions

2	Pat Shed at Rice, 2010
	Keith Roland vs. Southwestern Louisiana, 1996
1	on numerous occasions

Yards Per Reception

Career Yards Per Reception

13.12	Robert Porter, 1991-94 (1,207 yds. on 92 rec.)
11.71	Dan Burks, 2002-06 (410 yds. on 35 rec.)
10.02	Pat Shed, 2010-present (471 yds. on 47 rec.)
7.99	Percy Coleman, 1997-00 (615 yds. on 77 rec.)
7.77	Pat Green, 1991-94 (536 yds. on 69 rec.)
7.22	Rashaud Slaughter, 2006-09 (585 yds. on 81 rec.)
7.18	Corey White, 2003-06 (287 yds. on 40 rec.)

Single-Season Yards Per Reception

20.71	Dan Burks, 2006 (145 yds. on 7 rec.)
14.42	Robert Porter, 1992 (346 yds. on 24 rec.)
13.87	Robert Porter, 1994 (319 yds. on 23 rec.)
12.79	Robert Porter, 1993 (486 yds. on 38 rec.)
12.36	Rashaud Slaughter, 2009 (173 yds. on 14 rec.)
11.17	Trey Chaney, 2003 (134 yd., on 12 rec.)
10.67	Dan Burks, 2004 (160 yds. on 15 rec.)
10.30	Pat Green, 1994 (206 yds. on 20 rec.)
10.02	Pat Shed, 2010 (471 yds. on 47 rec.)

Individual Kickoff Return Records

Most Kickoff Returns

Career Returns

96	Frantrell Forrest, 2007-10
90	Jason Southall, 2001-04
59	Cedrick Buchannon, 1992-95
	Omar Parker, 1995-98
49	Maurice Gallery, 1998-01
47	Cedric Thatch, 1997-00
	Darrin Reaves, 1991
36	Reggie Lindsey, 2004-05
32	Marculus Elliott, 2004-06

Single-Season Returns

35	Frantrell Forrest, 2008
33	Pat Shed, 2010
32	Jason Southall, 2002
26	Frantrell Forrest, 2007
25	Maurice Gallery, 1998
	Darrin Reaves, 1991
23	Jason Southall, 2001



Jason Southall

22	Reggie Lindsey, 2004
	Jason Southall, 2003
20	Frantrell Forrest, 2009
18	Cedric Thatch, 1999
	Omar Parker, 1996

Single-Game Returns

8	Frantrell Forrest at Southern Miss, 2008
7	Pat Shed vs. East Carolina, 2010
6	Frantrell Forrest at Texas A&M, 2009
	Jason Southall vs. Florida State, 2001
	Maurice Gallery at Cincinnati, 1999
	Robert Davis at Kansas, 1994
	Cedrick Buchannon at Samford, 1992
5	Pat Shed vs. Mississippi State, 2010
	Pat Shed vs. Troy, 2010
	Marculus Elliott vs. Memphis, 2006
	Jason Southall at Tulane 2004
	Jason Southall vs. Pittsburgh, 2002
	Jason Southall at Louisville, 2002
	Cedric Thatch at Tennessee, 1998
	Omar Parker vs. Central Florida, 1996
	Cedrick Buchannon at Southwestern Louisiana, 1995
	Cedrick Buchannon vs. Wofford, 1994
	Darrin Reaves at Hampden-Sydney, 1991



UAB Records

Most Kickoff Return Yardage

Career Return Yardage

2,092	Jason Southall, 2001-04
2,076	Frantrell Forrest, 2007-10
1,288	Cedrick Buchannon, 1992-95
1,076	Omar Parker, 1995-98
1,058	Maurice Gallery, 1998-01
1,009	Cedric Thatch, 1997-00
839	Reggie Lindsey, 2004-05
762	Marculus Elliott, 2004-06
562	Rashaud Slaughter, 2006-09
521	Reggie Jones, 2007
520	Darrin Reaves, 1991
444	Jhun Cook, 2002-03
415	Lucious Foster, 1996-98

Single-Season Return Yardage

768	Jason Southall, 2002
746	Frantrell Forrest, 2008
738	Pat Shed, 2010
623	Maurice Gallery, 1998
584	Jason Southall, 2001
573	Frantrell Forrest, 2007
560	Reggie Lindsey, 2004
521	Reggie Jones, 2007
520	Darrin Reaves, 1991
440	Jason Southall, 2003
438	Frantrell Forrest, 2009
424	Cedric Thatch, 1999
345	Cedrick Buchannon, 1995
344	Omar Parker, 1996
336	Norris Drinkard, 2005

Single-Game Return Yardage

190	Frantrell Forrest vs. Tulsa, 2008
156	Frantrell Forrest at Michigan State, 2007
145	Jason Southall vs. Central Florida, 2001
	Cedrick Buchannon at Southwestern Louisiana, 1995
	Cedrick Buchannon at Samford, 1992
144	Pat Shed vs. East Carolina, 2010
142	Pat Shed at Mississippi State, 2010
	Frantrell Forrest at Southern Miss, 2008
136	Pat Shed vs. Troy, 2010
130	Jason Southall vs. Tulane, 2001
	Cedric Thatch at Wake Forest, 1999
129	Jason Southall vs. Louisville, 2002
127	Jason Southall vs. Florida State, 2001
	Robert Davis at Kansas, 1994
118	Jason Southall vs. Pittsburgh, 2002
116	Reggie Lindsey at Cincinnati, 2004

Most Yards Per Return

Career Average

23.31	Reggie Lindsey, 2004-05 (36-839)
23.24	Jason Southall, 2001-03 (77-1,792)
21.83	Cedrick Buchannon, 1992-95 (59-1,288)
21.67	Darrin Reaves, 1991 (24-520)
21.63	Frantrell Forrest, 2007-09 (81-1,757)
21.59	Maurice Gallery, 1998-01 (49-1,058)
21.51	Omar Parker, 1995-98 (41-860)
21.47	Cedric Thatch, 1997-00 (47-1,009)
19.76	Lucious Foster, 1996-98 (21-415)

Single-Season Average (Min. 15 Returns)

25.45	Reggie Lindsey, 2004 (22-560)
25.39	Jason Southall, 2001 (23-584)
24.92	Maurice Gallery, 1998 (25-623)
24.00	Jason Southall, 2002 (32-768)
23.93	Cedrick Buchannon, 1994 (14-335)
23.56	Cedric Thatch, 1999 (18-424)
22.40	Norris Drinkard, 2005 (15-336)
22.36	Pat Shed, 2010 (33-738)
22.04	Frantrell Forrest, 2007 (26-573)
21.90	Frantrell Forrest, 2009 (20-438)
21.67	Darrin Reaves, 1991 (24-520)
21.31	Frantrell Forrest, 2008 (35-746)
21.27	Frantrell Forrest, 2010 (15-319)
20.94	Cedrick Buchannon, 1993 (16-335)
20.84	Reggie Jones, 2007 (25-521)
20.83	Cedric Thatch, 1998 (12-250)

Most Touchdown Returns

Career Touchdowns

2	Frantrell Forrest, 2007-09
1	Derrick Ingram, 1991-94
	Darrin Reaves, 1991

Single-Season Touchdowns

1	Frantrell Forrest, 2008
	Frantrell Forrest, 2007
	Derrick Ingram, 1994
	Darrin Reaves, 1991

Single-Game Touchdowns

1	Frantrell Forrest vs. Tulsa, 2008
	Frantrell Forrest vs. Tulane, 2007
	Derrick Ingram vs. Morehead State, 1994
	Darrin Reaves vs. Hastings, 1991

Individual Punt Return Records

Most Punt Returns

Career Returns

76	Cedrick Buchannon, 1992-95
	Lucious Foster, 1996-98
42	Willie Quinnie, 2000-02
39	Reggie Lindsey, 2004-05
32	Torrey Hale, 2000-01
	Rodregis Brooks, 1996-99
25	Kevin Sanders, 2005-08
	Kenny Causey, 1996
	Manuel Philpott, 1991
18	Lance Rhodes, 2003





UAB Records

Single-Season Returns

25	Willie Quinnie, 2002
	Kenny Causey, 1996
24	Reggie Lindsey, 2004
23	Cedrick Buchannon, 1995
22	Lucious Foster, 1997
21	Cedrick Buchannon, 1992
	Manuel Philpott, 1991
20	Rodregis Brooks, 1999
	Torrey Hale, 2000
18	Lance Rhodes, 2003
17	Willie Quinnie, 2001
	Lucious Foster, 1998
	Cedrick Buchannon, 1993

Single-Game Returns

10	Rodregis Brooks at Arkansas State, 1997
8	Percy Coleman vs. Louisiana-Lafayette, 2000
6	Jason Southall at Memphis, 2003
	Lucious Foster vs. Western Kentucky, 1997
	Eric Nation vs. Prairie View A&M, 1993
5	Kevin Sanders vs. Alcorn State, 2007
	Reggie Lindsey vs. Cincinnati, 2004
	Lance Rhodes, 2003
	Willie Quinnie at Tulane, 2002
	Torrey Hale vs. Memphis, 2000
	Torrey Hale vs. Middle Tennessee, 2000

Most Punt Return Yardage

Career Return Yardage

830	Cedrick Buchannon, 1992-95
487	Lucious Foster, 1996-98
462	Willie Quinnie, 2000-02
456	Rodregis Brooks, 1996-99
320	Reggie Lindsey, 2004-05
276	Kevin Sanders, 2005-08
252	Torrey Hale, 2000-01
196	Kenny Causey, 1996
162	Manuel Philpott, 1991
142	Lance Rhodes, 2003-05

Single-Season Return Yardage

350	Rodregis Brooks, 1999
312	Cedrick Buchannon, 1995
276	Cedrick Buchannon, 1992
257	Willie Quinnie, 2002
243	Reggie Lindsey, 2004
225	Lucious Foster, 1997
210	Lucious Foster, 1998
205	Willie Quinnie, 2001
196	Kenny Causey, 1996
163	Torrey Hale, 2000
162	Manuel Philpott, 1991
159	Kevin Sanders, 2007
142	Cedrick Buchannon, 1994
139	Lance Rhodes, 2003
113	Percy Coleman, 2000

Single-Game Return Yardage

118	Cedrick Buchannon at Lindenwood, 1992
113	Cedrick Buchannon vs. Charleston Southern, 1995
105	Cedrick Buchannon vs. Wofford, 1995
99	Rodregis Brooks vs. Louisiana-Monroe, 1999
94	Willie Quinnie at Tulane, 2002
80	Rodregis Brooks vs. East Carolina, 1999
79	Kevin Sanders at Marshall, 2007

	Reggie Lindsey at Cincinnati, 2004
78	Kenny Causey vs. Arkansas State, 1996
75	Reggie Lindsey at Mississippi State, 2004
64	Jason Southall at Memphis, 2003
64	Lucious Foster at Kansas, 1997
62	Lucious Foster vs. Western Kentucky, 1997
55	Lucious Foster at Louisiana-Lafayette 1997
53	Torrey Hale vs. Memphis, 2000
53	Tony Reed vs. Millsaps, 1992

Most Yards Per Punt Return

Career Average

14.25	Rodregis Brooks, 1996-99 (32-456)
11.00	Willie Quinnie, 2000-02 (42-462)
10.92	Cedrick Buchannon, 1992-95 (76-830)
10.59	Lucious Foster, 1996-98 (46-87)
8.21	Reggie Lindsey, 2004-05 (39-320)
8.12	Kevin Sanders, 2005-08 (34-276)
7.88	Torrey Hale, 2000-01 (32-252)
7.84	Kenny Causey, 1996 (25-196)
7.71	Manuel Philpott, 1991 (21-162)

Single-Season Average (Min. 10)

17.50	Rodregis Brooks, 1999 (20-350)
13.57	Cedrick Buchannon, 1995 (23-312)
13.14	Cedrick Buchannon, 1992 (21-276)
12.35	Lucious Foster, 1998 (17-210)
12.06	Willie Quinnie, 2001 (17-205)
10.60	Kevin Sanders, 2007 (15-159)
10.28	Willie Quinnie, 2002 (25-242)
10.23	Lucious Foster, 1997 (22-225)
10.13	Reggie Lindsey, 2004 (24-243)
9.47	Cedrick Buchannon, 1994 (15-142)
9.06	Torrey Hale, 2000 (18-163)
8.83	Rodregis Brooks, 1997 (12-106)
7.84	Kenny Causey, 1996 (25-196)
7.72	Lance Rhodes, 2003 (18-139)
7.71	Manuel Philpott, 1991 (21-162)
7.06	Percy Coleman, 2000 (16-113)

Most Touchdown Returns

Career Touchdowns

3	Cedrick Buchannon, 1992-95
---	----------------------------

Single-Season Touchdowns

2	Cedrick Buchannon, 1995
1	Kevin Sanders, 2007
	Cedrick Buchannon, 1992
	Reggie Lindsey, 2004
	Tony Reed, 1992

Single-Game Touchdowns

1	Kevin Sanders at Marshall, 2007 (58 yds.)
	Reggie Lindsey at Mississippi State, 2004 (67 yds.)
	Cedrick Buchannon vs. Charleston So., 1995 (69 yds.)
	Cedrick Buchannon vs. Wofford, 1995 (77 yds.)
	Cedrick Buchannon at Lindenwood, 1992 (84 yds.)
	Tony Reed vs. Millsaps, 1992 (51 yds.)



UAB Records

Most All-Purpose Plays (Rushing/Receiving>Returns)

Career Plays

699	Pat Green, 1991-94
548	Joe Webb, 2006-09
526	Dan Burks, 2002-06
477	Jegil Dugger, 1998-01
449	Corey White, 2003-06
393	Lucious Foster, 1996-98
381	Rashaud Slaughter, 2006-09
322	Percy Coleman, 1997-00
260	Frantrell Forrest, 2007-10
253	Cedrick Buchannon, 1992-95

Single-Season Plays

229	Joe Webb, 2009
228	Jegil Dugger, 2001
220	Pat Green, 1993
215	Pat Green, 1991
204	Pat Shed, 2010
200	Lucious Foster, 1997
198	Joe Webb, 2008
185	Jegil Dugger, 2000
179	Dan Burks, 2004
175	Carl Sanders, 1996

Single-Game Plays

35	Lucious Foster vs. Jacksonville St., 1997 (31 run, 3 rec, 1 pr)
34	Pat Shed vs. East Carolina, 2010 (18 run, 9 rec., 7 kr)
	Pat Shed at Southern Miss, 2010 (29 run, 3 rec., 2 kr)
33	Lucious Foster vs. W. Kentucky, 1997 (25 run, 6 pr, 2 kr)
33	Pat Green at Clinch Valley, 1992 (33 run)
32	Pat Green at Hampden-Sydney, 1991 (29 run, 3 rec)
31	Trey Chaney vs. Cincinnati, 2003 (29 run, 2 rec.)
	Pat Green at Mississippi Valley State 1993 (31 run)
30	Pat Green vs. Charleston Southern, 1991 (25 run, 5 rec)
30	Trey Chaney at Memphis, 2003 (29 run, 1 rec.)
29	Jegil Dugger vs. Tulane, 2001 (28 run, 1 rec)
29	Lucious Foster vs. Tenn. Tech, 1997 (24 run, 1 rec, 3 pr, 1 kr)
29	Pat Green at Washington & Lee, 1991 (25 run, 4 rec)

Most All-Purpose Yards

Career Yards

4,458	Frantrell Forrest, 2007-10
3,823	Cedrick Buchannon, 1992-95
3,580	Derrick Ingram, 1991-94
3,353	Pat Green, 1991-94
3,245	Joe Webb, 2006-09
3,219	Roddy White, 2001-04
2,859	Dan Burks, 2002-06
2,649	Lucious Foster, 1996-98
2,504	Jason Southall, 2001-03
2,371	Reggie Lindsey, 2004-05
2,321	Corey White, 2003-06
2,125	Pat Shed, 2010-present

Single-Season Yards

2,125	Pat Shed, 2010
1,504	Derrick Ingram, 1994
1,452	Roddy White, 2004
1,439	Joe Webb, 2009
1,424	Lucious Foster, 1997
1,334	Reggie Lindsey, 2005
1,325	Frantrell Forrest, 2008
1,251	Cedrick Buchannon, 1995



Roddy White

1,201	Carl Sanders, 1996
1,183	Derrick Ingram, 1993
1,158	Frantrell Forrest, 2007
1,067	Frantrell Forrest, 2009
1,040	Dan Burks, 2004
1,037	Reggie Lindsey, 2004
1,021	Joe Webb, 2008

Single-Game Yards

309	Pat Shed vs. East Carolina, 2010 (81 run, 84 rec., 144 kr)
289	Derrick Ingram vs. Prairie View A&M, 1994 (289 rec.)
253	Roddy White at Tulane, 2004 (253 rec.)
249	Lucious Foster vs. Western Ky., 1997 (154 run, 62 pr, 33 kr)
240	Carl Sanders vs. Charleston Southern, 1996 (240 run)
235	Pat Shed at Southern Miss, 2010 (176 run, 21 rec., 38 kr)
232	Frantrell Forrest vs. Tulsa, 2008 (190 kr, 42 rec.)
231	Lucious Foster vs. UT Martin, 1998 (181 run, 50 pr)
227	Pat Shed at Mississippi State, 2010 (69 run, 16 rec., 142 kr)
227	Lucious Foster vs. Jacksonville State, 1997 (175 run, 45 rec., 7 pr)

Average Gain Per Play

Career Avg. Per Play (Min. 200 Plays)

16.50	Derrick Ingram, 1991-94 (3,580 yds on 217 plays)
15.71	Frantrell Forrest, 2007-09 (3,550 yds on 226 plays)
15.11	Cedrick Buchannon, 1992-95 (3,823 yds on 253 plays)
10.42	Pat Shed, 2010-present (2,125 yds on 204 plays)
6.87	Robert Davis 1994, 1996 (1,484 yds on 216 plays)
6.74	Lucious Foster, 1996-98 (2,649 yds on 393 plays)
6.41	Carl Sanders, 1995-97 (1,366 yds on 213 plays)
6.40	Percy Coleman, 1997-00 (2,060 yds on 322 plays)

Single-Season Avg. Per Play (Min. 100 Plays)

7.12	Lucious Foster, 1997 (1,424 yds on 200 plays)
7.04	Robert Davis, 1994 (781 yds on 111 plays)
6.86	Carl Sanders, 1996 (1,201 yds on 175 plays)
6.65	Lucious Foster, 1998 (938 yds on 141 plays)
6.28	Joe Webb, 2009 (1439 yds on 229 plays)



UAB Records

Average Gain Per Game

Career Average

177.1 Pat Shed, 2010-present (2,125 yds. in 12 games)
103.9 Reggie Lindsey, 2004-05 (2,371 yds. in 23 games)
99.07 Frantrell Forrest, 2007-10 (4,458 in 45 games)
98.03 Cedrick Buchannon, 1992-95 (3,823 yds. in 39 games)
94.61 Lucious Foster, 1996-98 (2,649 yds. in 28 games)
91.87 Derrick Ingram, 1991-94 (3,583 yds. in 39 games)
91.07 Carl Sanders, 1995-97 (1,366 yds. in 15 games)
88.24 Pat Green, 1991-94 (3,353 yds. in 38 games)
72.24 Joe Webb, 2006-08 (1,806 yds. in 25 games)
71.53 Roddy White, 2001-04 (3,219 yds. in 45 games)
69.33 Willie Quinnie, 2000-02 (1,872 yds. in 27 games)
66.49 Dan Burks, 2002-06 (2,859 yds. in 43 games)
54.43 Jason Southall, 2001-04 (2,504 yds. in 46 games)
53.92 Jegil Dugger, 1998-01 (2,301 yds. in 39 games)

Individual Punting Records

Most Punts

Career Punts

235 Parker Mullins, 2003-06
190 Ross Stewart, 1999-02
139 Chris Maye, 1991-94
124 Swayze Waters, 2005-08
115 Kevin Tatarek, 1992-96
111 Trey Ragland, 2008-present
89 Daniel Dixon, 1997-00
87 Lee Carter, 1998-99

Single-Season Punts

75 Ross Stewart, 2002
72 Parker Mullins, 2003
69 Swayze Waters, 2007
 Daniel Dixon, 1997
67 Lee Carter, 1999
66 Kevin Tatarek, 1996
 Ross Stewart, 2000
61 Parker Mullins, 2004
58 Ross Stewart, 2006
57 Ross Stewart, 2001
56 Chris Maye, 1991
55 Trey Ragland, 2010
 Trey Ragland, 2009
 Swayze Waters, 2008
50 Jason Powers, 1995
45 Chris Maye, 1992
44 Parker Mullins, 2005
38 Kevin Tatarek, 1994

Single-Game Punts

11 Daniel Dixon at Virginia Tech, 1997 (402 yds.)
10 Ross Stewart at LSU, 2000 (409 yds.)
10 Lee Carter vs. Houston, 1999 (372 yds.)
10 Wade Waldrop at East Carolina, 1998 (346 yds.)
10 Kevin Tatarek vs. Cincinnati, 1996 (419 yds.)
10 Chris Maye at Charleston Southern, 1991 (342 yds.)
9 Parker Mullins at TCU, 2003 (345 yds.)
9 Ross Stewart at Florida, 2002 (383 yds.)
9 Ross Stewart at UL-Lafayette, 2002 (368 yds.)
9 Ross Stewart at Kansas, 2000 (392 yds.)
9 Lee Carter vs. Memphis, 1999 (375 yds.)
9 Daniel Dixon at Arkansas State, 1997 (357 yds.)
9 Kevin Tatarek at Vanderbilt, 1996 (366 yds.)



Lucious Foster

Most Punting Yards

Career Yardage

9,434 Parker Mullins, 2003-06
7,900 Ross Stewart, 1999-02
5,255 Swayze Waters, 2005-08
4,967 Chris Maye, 1991-94
4,683 Trey Ragland, 2008-present
4,640 Kevin Tatarek, 1992-96
3,471 Lee Carter, 1998-99
3,307 Daniel Dixon, 1997-00

Single-Season Yardage


3,154 Ross Stewart, 2002 (75 punts)
2,962 Parker Mullins, 2003 (72 punts)
2,859 Swayze Waters, 2007 (69 punts)
2,709 Lee Carter, 1999 (67 punts)
2,699 Kevin Tatarek, 1996 (66 punts)
2,615 Daniel Dixon, 1997 (69 punts)
2,460 Parker Mullins, 2004 (61 punts)
2,420 Ross Stewart, 2001 (57 punts)
2,396 Swayze Waters, 2008 (55 punts)
2,352 Trey Ragland, 2009 (55 punts)
2,326 Ross Stewart, 2000 (58 punts)
2,314 Parker Mullins, 2006 (58 punts)

Single-Game Yardage

429 Lee Carter at Virginia Tech, 1999 (9 punts)
419 Kevin Tatarek vs. Cincinnati, 1996 (10 punts)
409 Ross Stewart at LSU, 2000 (10 punts)
405 Swayze Waters at Houston, 2008 (8 punts)
402 Daniel Dixon at Virginia Tech, 1997 (11 punts)
392 Ross Stewart at Kansas, 2000 (9 punts)
391 Kevin Tatarek at Maryland, 1996 (8 punts)
383 Ross Stewart at Florida, 2002 (9 punts)
382 Trey Ragland vs. Florida Atlantic, 2010 (8 punts)
375 Ross Stewart vs. Southern Miss, 2002 (8 punts)
375 Ross Stewart vs. Troy State, 2002 (8 punts)
375 Lee Carter vs. Memphis, 1999 (9 punts)
372 Lee Carter vs. Houston, 1999 (10 punts)
368 Ross Stewart vs. Louisiana-Lafayette, 2002 (9 punts)
366 Kevin Tatarek at Vanderbilt, 1996 (9 punts)
357 Daniel Dixon at Arkansas State, 1997 (9 punts)



UAB Records



Ross Stewart

Average Yards Per Punt

Career Average

42.38	Swayze Waters, 2005-08 (124-5,255)
42.19	Trey Ragland, 2008-present (111-4,683)
41.58	Ross Stewart, 1999-02 (190-7,900)
40.35	Kevin Tatarek, 1992-96 (115-4,640)
40.14	Parker Mullins, 2003-06 (235-9,434)
39.90	Lee Carter, 1998-99 (87-3,471)
37.16	Daniel Dixon, 1997-00 (89-3,307)
36.48	Jason Powers, 1993-95 (64-2,335)

Single-Season Average

43.56	Swayze Waters, 2008 (55-2,396)
42.76	Trey Ragland, 2009 (55-2,352)
42.45	Ross Stewart, 2001 (57-2,420)
42.05	Ross Stewart, 2002 (75-3,154)
41.98	Trey Ragland, 2010 (55-2,309)
41.43	Swayze Waters, 2005-07 (69-2,859)
41.14	Parker Mullins, 2003 (72-2,962)
40.89	Kevin Tatarek, 1996 (66-2,699)
40.40	Lee Carter, 1999 (67-2,709)
40.33	Parker Mullins, 2004 (61-2,460)

Single-Game Average (Min. 4 Punts)

50.63	Swayze Waters at Houston, 2008 (8-405)
50.25	Swayze Waters vs. Memphis, 2008 (4-201)
49.00	Swayze Waters at Southern Miss, 2008 (4-196)
48.88	Kevin Tatarek at Maryland, 1996 (8-391)
48.60	Trey Ragland at SMU, 2010 (5-243)
47.75	Trey Ragland vs. Florida Atlantic, 2010 (8-382)
47.75	Parker Mullins at UTEP, 2005 (4-191)
47.67	Lee Carter at Virginia Tech, 1999 (9-429)
47.50	Ross Stewart vs. Florida State, 2001 (6-285)
47.33	Swayze Waters at Mississippi State, 2007 (6-284)

Longest Punts

78	Ross Stewart vs. Southern Miss, 2002
75	Trey Ragland at SMU, 2010
75	Lee Carter at Virginia Tech, 1999
68	Ross Stewart vs. Florida State, 2001
67	Swayze Waters at Houston, 2008
66	Ross Stewart vs. Louisville, 2000
65	Trey Ragland vs. Florida Atlantic, 2010

65	Swayze Waters at South Carolina, 2008
63	Ross Stewart vs. Louisiana-Lafayette, 2000
62	Parker Mullins vs. South Florida, 2004
61	Trey Ragland vs. East Carolina, 2010
.....	Trey Ragland at UTEP, 2009
.....	Swayze Waters at Mississippi State, 2007
.....	Kevin Tatarek at Maryland, 1996
60	Swayze Waters at Southern Miss, 2008
.....	Parker Mullins at UTEP, 2005
59	Trey Ragland at Marshall, 2009
.....	Swayze Waters vs. Memphis, 2008
.....	Ross Stewart vs. Southern Miss, 2002

Individual Scoring Records

Most Points Scored

Career Points

288	Nick Hayes, 2001-04
241	Kevin Thomason, 1992-95
240	Pat Green, 1991-94
212	Swayze Waters, 2005-08
174	Derrick Ingram, 1991-94
168	Joe Webb, 2006-09
.....	Jake Arians, 1996-99
162	Corey White, 2003-06
156	Roddy White, 2001-04
146	Rhett Gallego, 1998-01
135	Josh Zahn, 2009-10
132	Frantrell Forrest, 2007-10
121	Swayze Waters, 2005-08

Single-Season Points

87	Swayze Waters, 2007
86	Kevin Thomason, 1993
84	Nick Hayes, 2004
.....	Roddy White, 2004
.....	Derrick Ingram, 1994
81	Swayze Waters, 2008
80	Nick Hayes, 2002
.....	Rhett Gallego, 2000
79	Parker Mullins, 2005
77	Josh Zahn, 2009
.....	Nick Hayes, 2003

Single-Game Points

24	Keith Roland vs. Louisiana-Lafayette, 1996 (4 TDs)
.....	Derrick Ingram at Prairie View A&M, 1994 (4 TDs)
18	Mike Jones at Southern Miss, 2010 (3 TDs)
.....	Jackie Williams vs. Troy, 2010 (3 TDs)
.....	Joe Webb at Tulane, 2008 (3 TDs)
.....	Joe Webb vs. Memphis, 2008 (3 TDs)
.....	Corey White vs. Memphis, 2006 (3 TDs)
.....	Corey White vs. South Florida, 2004 (3 TDs)
.....	Reggie Lindsey at UTEP, 2005 (3 TDs)
.....	Roddy White vs. Memphis, 2004 (3 TDs)
.....	Willie Quinnie at Army, 2002 (3 TDs)
.....	Daniel Dixon at Louisiana-Lafayette, 1997 (3 TDs)
.....	Carl Sanders vs. Charleston Southern, 1996 (3 TDs)
.....	Robert Davis vs. Louisiana Tech, 1996 (3 TDs)
.....	Pat Green vs. Charleston Southern, 1994 (3 TDs)
.....	Pat Green at Charleston Southern, 1993 (3 TDs)
.....	Pat Green at Clinch Valley, 1992 (3 TDs)
.....	David Thornton vs. Miles, 1992 (3 TDs)
.....	Pat Green at Charleston Southern, 1991 (3 TDs)
.....	Pat Green at Hampden-Sydney, 1991 (3 TDs)



UAB Records



Swayze Waters

Most Points Scored By Kicking

Career Points

288	Nick Hayes, 2001-04
241	Kevin Thomason, 1992-95
212	Swayze Waters, 2005-08
168	Jake Arians, 1996-99
146	Rhett Gallego, 1998-01

Single-Season Points

87	Swayze Waters, 2007
86	Kevin Thomason, 1993
84	Nick Hayes, 2004
81	Swayze Waters, 2008
80	Nick Hayes, 2002
	Rhett Gallego, 2000
79	Parker Mullins, 2005
77	Josh Zahn, 2009
	Nick Hayes, 2003
67	Kevin Thomason, 1994
58	Josh Zahn, 2010
52	Jake Arians, 1999
49	Kevin Thomason, 1992

Single-Game Points

16	Swayze Waters vs. Alcorn State, 2007 (5 fg, 1 xp)
15	Swayze Waters at UCF, 2008 (5 fg)
	Nick Hayes vs. Houston, 2002 (3 fg, 6 xp)
	Rhett Gallego vs. Southern Miss, 2000 (3 fg, 3 xp)
13	Parker Mullins at Memphis, 2005 (3 fg, 4 xp)
12	Josh Zahn vs. Southern Miss, 2009 (3 fg, 3 xp)
	Swayze Waters at Tulsa, 2007 (3 fg, 3 xp)
	Kevin Thomason vs. Charleston Southern, 1994 (2 fg, 4 xp)
	Kevin Thomason at Miss. Valley State, 1993 (3 fg, 3 xp)

Most Touchdowns Scored

Career Touchdowns

39	Pat Green, 1991-94
29	Derrick Ingram, 1991-94
28	Joe Webb, 2006-09
27	Corey White, 2003-06
26	Roddy White, 2001-04
22	Frantrell Forrest, 2007-10
17	Cedrick Buchannon, 1992-95
13	Daniel Dixon, 1997-00
	Jegil Dugger, 1998-01
12	Dan Burks, 2002-05

Single-Season Touchdowns

14	Roddy White, 2004
	Derrick Ingram, 1994
	Pat Green, 1991
12	Joe Webb, 2009
11	Joe Webb, 2008
	Pat Green, 1993
9	Pat Green, 1994
8	Corey White, 2006
	Corey White, 2004
	Keith Roland, 1996
	Pat Green, 1992
7	Corey White, 2005
	Roddy White, 2003
	Kevin Drake, 1997
	Cedrick Buchannon, 1995

Single-Game Touchdowns

4	Norris Drinkard at Tulane, 2004 (3 rush, 1 rec)
	Keith Roland vs. SW Louisiana, 1996 (2 rush, 2 rec)
4	Derrick Ingram at Prairie View A&M, 1994 (4 rec)
3	Mike Jones at Southern Miss, 2010 (3 rec)
	Jackie Williams vs. Troy, 2010 (1 rush, 2 rec)
	Joe Webb at Tulane, 2008 (3 rush)
	Joe Webb vs. Memphis, 2008 (3 rush)
	Corey White vs. Memphis, 2006 (3 rush)
	Reggie Lindsey at UTEP, 2005 (3 rec.)
	Corey White vs. South Florida, 2004 (3 rush)
	Roddy White vs. Memphis, 2004 (3 rec)
	Willie Quinnie at Army, 2002 (3 rec)
	Daniel Dixon at Louisiana-Lafayette, 1997 (3 rush)
	Carl Sanders vs. Charleston Southern, 1996 (3 rush)
	Robert Davis at Louisiana Tech, 1996 (3 rush)
	Pat Green vs. Charleston Southern, 1994 (2 rush, 1 rec)
	Pat Green at Charleston Southern, 1993 (3 rush)
	Pat Green at Clinch Valley, 1992 (3 rush)
	David Thornton vs. Miles, 1992 (3 rush)
	Pat Green at Charleston Southern, 1991 (2 rush, 1 rec)
	Pat Green at Hampden-Sydney, 1991 (3 rush)

Single-Game Rushing Touchdowns

3	Joe Webb at Tulane, 2008 (3 rush)
	Joe Webb vs. Memphis, 2008 (3 rush)
	Corey White vs. Memphis 2006
	Norris Drinkard at Tulane, 2004
	Corey White vs. South Florida, 2004
	Daniel Dixon at Louisiana-Lafayette, 1997
	Carl Sanders vs. Charleston Southern, 1996
	Robert Davis at Louisiana Tech, 1996
	Pat Green at Charleston Southern, 1993
	Pat Green at Clinch Valley, 1992
	David Thornton vs. Miles, 1992
	Pat Green at Hampden-Sydney, 1991



UAB Records

Single-Game Receiving Touchdowns

4	Derrick Ingram at Prairie View A&M, 1994
3	Mike Jones at Southern Miss, 2010
	Reggie Lindsey at UTEP, 2005
	Roddy White vs. Memphis, 2004
	Willie Quinnie at Army, 2002
2	Pat Shed at Rice, 2010
	Frantrell Forrest vs. UTEP, 2010
	Jackie Williams vs. Troy, 2010
	Frantrell Forrest at Memphis, 2009
	Frantrell Forrest at UTEP, 2009
	Frantrell Forrest vs. Rice, 2009
	Jeffery Anderson vs. Alabama State, 2008
	Frantrell Forrest at Tulsa, 2007
	Mario Wright at Marshall, 2007
	Reggie Lindsey vs. SMU, 2005

	Reggie Lindsey at Memphis, 2005
	Roddy White at Mississippi State, 2004
	Roddy White vs. Houston, 2004
	Roddy White vs. Cincinnati, 2003
	Roddy White vs. Tulane, 2003
	Kevin Drake vs. Tennessee Tech, 1997
	Kevin Drake vs. Western Kentucky, 1997
	Kenny Causey vs. Vanderbilt, 1996
	Keith Roland vs. Louisiana-Lafayette, 1996
	Cedrick Buchannon vs. North Texas, 1995
	Cedrick Buchannon vs. Prairie View A&M, 1994
	Derrick Ingram vs. Wofford, 1994
	Derrick Ingram vs. Prairie View A&M, 1993
	Derrick Ingram at Butler, 1993

Most Field Goals

Career Field Goals

57	Nick Hayes, 2001-04
50	Swayze Waters, 2005-08
39	Kevin Thomason, 1992-95
30	Rhett Gallego, 1998-01
29	Jake Arians, 1996-99

Single-Season Field Goals

22	Swayze Waters, 2007
19	Swayze Waters, 2008
19	Rhett Gallego, 2000
17	Nick Hayes, 2003
17	Nick Hayes, 2002
15	Kevin Thomason, 1993
14	Josh Zahn, 2009
	Parker Mullins, 2005

Single-Game Field Goals

5	Swayze Waters at UCF, 2008
	Swayze Waters vs. Alcorn State, 2007
4	Rhett Gallego vs. Louisiana-Lafayette, 2000
3	Swayze Waters at Michigan State, 2007
	Swayze Waters at Tulsa, 2007
	Swayze Waters at SMU, 2006
	Swayze Waters at UCF, 2006
	Parker Mullins at Memphis, 2005
	Parker Mullins at East Carolina, 2005
	Nick Hayes at Cincinnati, 2004
	Nick Hayes vs. Troy State, 2003
	Nick Hayes at USF, 2003
	Nick Hayes vs. Houston, 2002
	Nick Hayes vs. East Carolina, 2002
	Nick Hayes at Cincinnati, 2002
	Jake Arians vs. East Carolina, 1999
	Rhett Gallego vs. Southern Miss, 2000
	Rhett Gallego at East Carolina, 2000
	Kevin Thomason vs. Western Kentucky, 1994
	Kevin Thomason at Wofford, 1993
	Kevin Thomason at Miss. Valley State, 1993

Longest Field Goals

52	Swayze Waters vs. Alcorn State, 2007
	Swayze Waters at Tulsa, 2007
	Kevin Thomason vs. Mississippi Valley State, 1994
51	Josh Zahn vs. Southern Miss, 2009
50	Swayze Waters at Houston, 2008
	Swayze Waters at Michigan State, 2007
	Nick Hayes vs. Army, 2003
	Nick Hayes vs. TCU, 2001
	Kevin Thomason vs. Butler, 1994



Rhett Gallego



UAB Records

Field Goal Accuracy

Career Field Goal Percentage

.781 Swayze Waters, 2006-08 (50-64)
.770 Nick Hayes, 2001-04 (57-74)
.727 Parker Mullins, 2003-06 (16-22)
.714 Rhett Gallego, 1998-01 (30-42)
.684 Kevin Thomason, 1992-95 (39-57)


Single-Season Field Goal Percentage

1.00 Rhett Gallego, 1998 (7-7)
1.00 Rhett Gallego, 2001 (14-14)
.850 Nick Hayes, 2003 (17-20)
.800 Jake Arians, 1999 (12-15)
.792 Swayze Waters, 2008 (19-24)
.792 Rhett Gallego, 2000 (19-24)
.789 Kevin Thomason, 1993 (15-19)
.786 Swayze Waters, 2007 (22-28)
.778 Parker Mullins, 2005 (14-18)
.773 Nick Hayes, 2002 (17-22)
.765 Nick Hayes, 2004 (13-17)
.750 Swayze Waters, 2006 (9-12)
.750 Kevin Thomason, 1994 (12-16)

Points After Touchdowns

Career Pats

124 Kevin Thomason, 1992-95
117 Nick Hayes, 2001-04



Jake Arians

81 Jake Arians, 1996-99
62 Josh Zahn, 2009-10
56 Rhett Gallego, 1998-01
52 Swayze Waters, 2005-08
 Parker Mullins, 2003-06

Single-Season Pats

45 Nick Hayes, 2004
40 Kevin Thomason, 1993
37 Josh Zahn, 2010
 Parker Mullins, 2005
35 Josh Zahn 2009
31 Kevin Thomason, 1994
29 Nick Hayes, 2002
27 Kevin Thomason, 1995
26 Nick Hayes, 2003
 Jake Arians, 1996
25 Kevin Thomason, 1992
24 Swayze Waters, 2008
 Jake Arians, 1997

Single-Game Pats

8 Josh Zahn vs. Florida Atlantic, 2009
 Nick Hayes vs. Baylor, 2004
7 Nick Hayes at Tulane, 2004
 Jake Arians vs. Charleston Southern, 1996
 Kevin Thomason vs. Knoxville College, 1995
 Kevin Thomason vs. Prairie View A&M, 1993
 Kevin Thomason vs. Morehead State, 1993
6 Swayze Waters vs. Alabama State, 2008
 Parker Mullins vs. Rice, 2005
 Nick Hayes at Hawaii, 2004
 Nick Hayes vs. Houston, 2002
 Rhett Gallego vs. UT Martin, 1998
 Jake Arians vs. Arkansas State, 1996
 Kevin Thomason vs. Prairie View A&M, 1994
 Kevin Thomason at Charleston Southern, 1993

Career Pat Percentage

.967 Nick Hayes, 2001-04 (117-121)
.963 Parker Mullins, 2003-06 (52-54)
.947 Josh Zahn, 2009-10 (72-76)
.942 Jake Arians, 1996-99 (81-86)
.949 Rhett Gallego, 1998-01 (42-45)
.921 Josh Zahn, 2009 (35-38)
.912 Swayze Waters, 2006-08 (52-57)
.849 Kevin Thomason, 1992-95 (124-146)

Single-Season Pat Percentage

1.00 Parker Mullins, 2005 (37-37)
 Jake Arians, 1998 (14-14)
 Jake Arians, 1997 (24-24)
 Nick Hayes, 2002 (29-29)
 Nick Hayes, 2001 (17-17)
 Rhett Gallego, 2001 (14-14)
.974 Josh Zahn, 2010 (37-38)
.963 Nick Hayes, 2003 (26-27)
.958 Rhett Gallego, 2000 (23-24)
.941 Jake Arians, 1999 (16-17)
.938 Nick Hayes, 2004 (45-48)
.932 Kevin Thomason, 1993 (41-44)
.921 Josh Zahn, 2009 (35-38)
.913 Swayze Waters, 2007 (21-23)
.897 Jake Arians, 1996 (26-29)
.889 Swayze Waters, 2008 (24-27)
.846 Rhett Gallego, 1998 (11-13)
.842 John Woltersdorf, 1991 (16-19)



Longest Scoring Plays

Rushing

72 Percy Coleman vs. Louisiana-Monroe, 1999
71 Joe Webb vs. Rice, 2009
69 Dan Burks vs. Baylor, 2004
65 Joe Webb vs. Florida Atlantic, 2009
62 Ernest Ross at Louisiana-Lafayette, 1997
58 Carl Sanders vs. Louisiana-Lafayette, 1996
57 Cedric Thatch vs. Tennessee Tech, 1998
57 Carl Sanders vs. Arkansas State, 1996
54 Pat Green vs. Charleston Southern, 1992
53 Joe Webb vs. UCF, 2009
 Joe Webb at UTEP, 2009
49 Daniel Dixon at Louisiana-Lafayette, 1997
49 Pat Green vs. Butler, 1994

Passing

95 Darrell Hackney to Roddy White vs. Cincinnati, 2003
95 John Whitcomb to Derrick Ingram vs. Jacksonville St., 1994
94 Darrell Hackney to Willie Quinnie vs. East Carolina, 2002
91 Chris Williams to Nick Coon vs. Army, 2003
89 Darrell Hackney to Reggie Lindsey vs. SMU, 2005
80 Lee Jolly to Percy Coleman vs. Louisiana-Lafayette, 1998
79 Daniel Dixon to Darrius Malone vs. Houston, 1999
77 Joe Webb to Nick Adams, 2009
74 Chris Bradford to Derrick Ingram vs. Clinch Valley, 1991
72 Bryan Ellis to Patrick Hearn vs. Memphis, 2010
71 Chris Williams to Willie Edwards at Rice, 2006
70 Darrell Hackney to Reggie Lindsey at UTEP, 2005
69 Darrell Hackney to Reggie Lindsey vs/ Rice, 2005
68 Lee Jolly to Kevin Drake vs. Tennessee Tech, 1997
67 Jeff Aaron to Leron Little vs. Army, 2000
67 John Whitcomb to Derrick Ingram vs. Morehead St., 1993
66 John Whitcomb to Derrick Ingram vs. Butler, 1993
64 Chris Bradford to Chip Harris vs. Gallaudet, 1992
62 Alvin Stokes to Omar Parker vs. Miles College, 1995

Interception Returns

99 Marquis Coleman at UTEP, 2009
96 Adrian Singleton at Cincinnati, 1999
91 Rodregis Brooks vs. East Carolina, 1999
87 Dwight Platt vs. UT Martin, 1998
85 Izell Reese at Arkansas State, 1997
72 Wes Foss at Army, 2000
68 Terry Dollerson vs. Dayton, 1993
52 Jamie Bender at Southern Miss, 2010
46 Dainon Sidney at Louisiana-Lafayette, 1997
46 Dio Hill vs. TCU, 2001
43 Thurman Pearson vs. Houston, 2001
40 Hiram Atwater vs. Southern Miss, 2009
38 Michael Mills at Morehead State, 1994
36 Matt Taylor at Tulane, 2008
31 Marcus Mark vs. Baylor, 2004
30 Will Evans at Cincinnati, 2004
30 Gaylon Black vs. Troy State, 2002

Kickoff Returns

92 Frantrell Forrest vs. Tulane, 2007
90 Frantrell Forrest vs. Tulsa, 2008
82 Darrin Reaves vs. Hastings, 1991
44 Jason Southall vs. Louisville, 2002
42 Derrick Ingram vs. Morehead State, 1994

Fumble Returns

91 Chris Brown vs. Troy State, 2002
67 Brandon Register at Southern Miss, 2006
44 Chris Felder at UCF, 2006
42 Pat Burchfield at Kansas, 2000
36 Andrew Kopecky vs. Army, 2001

Punt Returns

83 Cedrick Buchannon vs. Lindenwood, 1992
77 Cedrick Buchannon vs. Wofford, 1995
68 Cedrick Buchannon vs. Charleston Southern, 1995
67 Reggie Lindsey at Mississippi State, 2004
60 Willie Quinnie at Tulane, 2002
58 Kevin Sanders at Marshall, 2007



Reggie Lindsey had a 67-yard punt return for a touchdown in the Blazers' 27-13 win at Mississippi State in 2004.



Blazer cornerback Pat Burchfield (21) returned a fumble by Kansas punter Joey Pelfiano 42 yards for a touchdown in the 2000 game at Lawrence.



UAB Records

Most Tackles

Career Tackles

372Zac Woodfin, 2001-04
321Nigel Eldridge, 2001-04
294Joe Henderson, 2005-08
290Will Dunbar, 2005-08
289Alan Willis, 1994-97
276Izell Reese, 1994-97
274Josh Evans, 1991-94
266Wayne White, 1991-94
253Adrian Singleton, 1998-01
251Brian Smith, 1996-98
246Chris Brown, 1999-02
224Drew Lofstad, 1992-95
223Dominique Cosper, 2002-05
222Shamar Abrams, 2001-04
189Avery Warner, 1998-01

Single-Season Tackles

149Zac Woodfin, 2003
128Nigel Eldridge, 2003
122Will Dunbar, 2007
120Zac Woodfin, 2002
114 Marvin Burdette, 2010
Brian Smith, 1997
110Rod Taylor, 2001
109Joe Henderson, 2007
104Nigel Eldridge, 2002
102Dominique Cosper, 2004
99Thurman Pearson, 2002
96Zac Woodfin, 2004
94 Jamie Bender, 2010
Alan Willis, 1996
93Alan Willis, 1997
92Avery Warner, 2001
Kris Neal, 1999
Kris Neal, 1998
91Kerry Frazier, 1995
89Hiram Atwater, 2009
Brian Smith, 1998
87Joe Henderson, 2008
Chris Brown, 2002
86Rusty Coulter, 1994
Wayne White, 1993

Single-Game Tackles

21Josh Evans at Tennessee Wesleyan, 1992
20 Marvin Burdette vs. Marshall, 2010
Rod Taylor at Southern Miss., 2001
Perry Collier at Middle Tennessee State, 1995
18Nigel Eldridge at TCU, 2003
Izell Reese at Western Kentucky, 1995
17 Marvin Burdette at Rice, 2010
Will Dunbar vs. Houston, 2007
Will Dunbar at Florida State, 2007
Shannon Monroe at Cincinnati, 1997
Rod Taylor at Southern Miss., 2001
Brian Smith at Arizona, 1997
Alan Willis at Maryland, 1996
Alan Willis vs. Jacksonville State, 1995

Career Solo Tackles

224Zac Woodfin, 2001-04
180Izell Reese, 1994-97
179Nigel Eldridge, 2001-03
176Chris Brown, 1999-02

173Alan Willis, 1994-97
169Will Dunbar, 2005-08
168Dominique Cosper, 2002-04
166Wayne White, 1991-94
165Josh Evans, 1991-94
164Joe Henderson, 2005-08
162Adrian Singleton, 1998-01
147Brian Smith, 1996-98
143Dominique Cosper, 2002-05
137Drew Lofstad, 1992-95
129Avery Warner, 1998-01
Curtis Jeter, 1995-98

Single-Season Solo Tackles

99Zac Woodfin, 2003
77 Marvin Burdette, 2010
74Zac Woodfin, 2002
73Thurman Pearson, 2002
72Dominique Cosper, 2004
Brian Smith, 1997
71Avery Warner, 2001
69Will Dunbar, 2007
Nigel Eldridge, 2002
66Rod Taylor, 2001
65Kerry Frazier, 1995
63Alan Willis, 1997
61Nigel Eldridge, 2003
Wayne White, 1993
58Chris Brown, 2002
Nick Stewart, 2001

Single-Game Solo Tackles

17Rod Taylor at Southern Miss., 2001
16Brian Smith at Arizona, 1997
14Alan Willis vs. Louisiana Tech, 1997
13 Marvin Burdette vs. Marshall, 2010
12Thurman Pearson at Army, 2002
Avery Warner vs. Cincinnati, 2001
Kerry Frazier vs. Wofford, 1995
Terry Dollerson vs. Jacksonville State, 1994
Drew Lofstad vs. Western Kentucky, 1994
Josh Evans at Butler, 1993
Wayne White vs. Evangel, 1991
Wayne White at Millsaps, 1991
11 Marvin Burdette at Rice, 2010
 Jamie Bender at Mississippi State, 2010
Will Dunbar at Florida State, 2007
Zac Woodfin vs. Army, 2003
Gaylon Black vs. Troy State, 2002
Kris Neal at Louisville, 1999
Brian Smith at Virginia Tech, 1997
Alan Willis at Kansas, 1997

Career Assists

148Zac Woodfin, 2001-04
142Nigel Eldridge, 2001-04
130Joe Henderson, 2005-08
121Will Dunbar, 2005-08
116Alan Willis, 1994-97
109Josh Evans, 1991-94
100Brian Smith, 1996-98
100Shamar Abrams, 2001-04
100Wayne White, 1991-94
96Izell Reese, 1994-97
91Adrian Singleton, 1998-01
87Drew Lofstad, 1992-95



UAB Records

Single-Season Assists

67.....	Nigel Eldridge, 2003
62.....	Joe Henderson, 2007
53.....	Will Dunbar, 2007
50.....	Zac Woodfin, 2003
49.....	Adrian Abrams, 2000
46.....	Zac Woodfin, 2002
45.....	Kris Neal, 1998
44.....	Rod Taylor, 2001
43.....	Zac Woodfin, 2004
42.....	Brian Smith, 1997
40.....	Alan Willis, 1996
40.....	Alan Willis, 1995
39.....	Shamar Abrams, 2002
.....	Brian Smith, 1998

Single-Game Assists

14.....	Shannon Monroe at Cincinnati, 1997
11.....	Zac Woodfin vs. Houston, 2004
10.....	Joe Henderson vs. Houston, 2007
.....	Nigel Eldridge at TCU, 2003
.....	Scott King at Virginia Tech, 1999
.....	Perry Collier At Middle Tennessee State, 1995
.....	Alan Willis at Western Kentucky, 1995
.....	Josh Evans at Tennessee Wesleyan, 1992
.....	Josh Evans at Ferrum, 1992
.....	Alan Spooner at Ferrum, 1992
9.....	Will Dunbar vs. Alcorn State, 2007
.....	Joe Henderson vs. Southern Miss, 2007
.....	Izell Reese at Western Kentucky, 1995
.....	Drew Lofstad at Western Kentucky, 1993
.....	Drew Lofstad vs. Miles, 1993
.....	Alan Spooner at Western Kentucky, 1993

Most Sacks

Career Sacks

36.....	Bryan Thomas, 1998-01
29.....	Rodney Foster, 1991-94
23.....	Larry McSwain, 2004-06
20.....	Josh Evans, 1991-94
.....	Robert Leslie, 1993-95
18.....	Bryant Turner, 2007-10
16.....	Eddie Freeman, 1998-01
14.....	Jermaine McElveen, 2003-05

Single-Season Sacks

14.....	Bryan Thomas, 2001
13.....	Larry McSwain, 2004
.....	Robert Leslie, 1995
12.....	Rodney Foster, 1993
10.....	Bryan Thomas, 2000
9.....	Josh Evans, 1993
8.....	Rodney Foster, 1991
7.....	Bryant Turner, 2010
6.....	Larry McSwain, 2006
.....	Jermaine McElveen, 2003
.....	Eddie Freeman, 2000
.....	Bryan Thomas, 1998

Single-Game Sacks

4.....	Josh Evans at Butler, 1993
.....	Rodney Foster at Washington & Lee, 1991
3.....	On Several Occasions

Most Tackles For Loss

Career Tackles For Loss

56.....	Bryan Thomas, 1998-01
45.....	Josh Evans, 1991-94
.....	Rodney Foster, 1991-94
38.....	Bryant Turner, 2007-10
37.....	Zac Woodfin, 2001-04
36.....	Curtis Jeter, 1995-98
33.....	Larry McSwain, 2004-06
32.....	Joe Henderson, 2005-08
28.....	Robert Leslie, 1993-95
27.....	Brian Smith, 1996-98
26.....	Elliott Henigan, 2008-10
.....	Eddie Freeman, 1998-01
.....	Sterrick Morgan, 1995-98
24.....	Wayne White, 1991-94
20.....	Rusty Coulter, 1992-94
.....	Rodney Jones, 1998-01
.....	Rod Taylor, 2000-01
.....	Marlon Bush, 1998-01

Single-Season Tackles For Loss

21.....	Bryan Thomas, 2001
18.....	Zac Woodfin, 2002
16.....	Elliott Henigan, 2010
.....	Robert Leslie, 1995
.....	Bryan Thomas, 2000
.....	Josh Evans, 1993
.....	Rodney Foster, 1993
15.....	Adrian Abrams, 2000
14.....	Brian Smith, 1998
13.....	Joe Henderson, 2008
13.....	Oris Leverette, 2000
.....	Curtis Jeter, 1998
.....	Josh Evans, 1994
12.....	Ernest Respress, 2005
.....	Rod Taylor, 2001
.....	Kris Neal, 1999



Bryan Thomas



UAB Records

Single-Game Tackles For Loss

4.....	Ernest Respress vs. SMU, 2005
.....	Larry McSwain vs. Baylor, 2004
.....	Larry McSwain vs. Houston, 2004
.....	Ernest Respress vs. SMU, 2005
.....	Eddie Freeman vs. East Carolina, 1999
.....	Curtis Jeter vs. UT Martin, 1998
.....	Robert Leslie at North Texas, 1995
.....	Jackie Hurst vs. Wofford, 1995
.....	Josh Evans at Butler, 1993
.....	Rusty Coulter at Wofford, 1993
.....	Rodney Foster vs. Millsaps, 1992

Interceptions

Career Interceptions

16.....	Don Blackmon, 1991-94
15.....	Kevin Sanders, 2005-08
14.....	Rodregis Brooks, 1996-99
10.....	Tommy Harrison, 1991-94
9.....	Chris Brown, 1999-02
.....	Dainon Sidney, 1996-97
8.....	Will Dunbar, 2005-08
7.....	Wes Foss, 1998-01
.....	Izell Reese, 1994-97

Single-Season Interceptions

9.....	Rodregis Brooks, 1999
7.....	Kevin Sanders, 2008
.....	Don Blackmon, 1993
5.....	Dainon Sidney, 1996
.....	Tommy Harrison, 1993
.....	Don Blackmon, 1991
4.....	Chris Brown, 2002
.....	Dwight Platt, 1998
.....	Dainon Sidney, 1997
.....	Izell Reese, 1994
.....	Jody Evans, 1993

Single-Game Interceptions

3.....	Don Blackmon vs. Lane, 1992
2.....	Brandon Carlisle at South Carolina, 2008
.....	Kevin Sanders at Tulane, 2008
.....	Kevin Sanders at Tulsa, 2007
.....	Brandon Register at Tennessee, 2005
.....	Adrian Singleton at LSU, 2000
.....	Kris Neal at Cincinnati, 1999
.....	Rodregis Brooks at Virginia Tech, 1999
.....	Dwight Platt vs. UT Martin, 1998
.....	Omar Parker vs. Louisiana-Lafayette, 1996
.....	Dainon Sidney vs. Western Kentucky, 1996

Career Interception Yards

149.....	Rodregis Brooks, 1996-99 (14 Int.)
135.....	Izell Reese, 1994-97 (7 Int.)
126.....	Will Dunbar, 2005-08 (8 Int.)
119.....	Dwight Platt, 1998 (4 Int.)
112.....	Adrian Singleton, 1998-01 (5 Int.)
105.....	Kevin Sanders, 2005-08 (15 Int.)
102.....	Wes Foss, 1998-01 (7 Int.)
100.....	Marquis Coleman, 2008-09 (4 Int.)
97.....	Omar Parker, 1995-98 (4 Int.)
91.....	Terry Dollerson, 1991-94 (3 Int.)
89.....	Don Blackmon, 1991-94 (16 Int.)
88.....	Dainon Sidney, 1996-97 (9 Int.)

Single-Season Interception Yards

152.....	Rodregis Brooks, 1999 (9 Int.)
130.....	Izell Reese, 1997 (2 Int.)
119.....	Dwight Platt, 1998 (4 Int.)
100.....	Marquis Coleman, 2009 (3 Int.)
96.....	Adrian Singleton, 1999 (2 Int.)
72.....	Wes Foss, 2000 (3 Int.)
68.....	Terry Dollerson, 1993 (1 Int.)
60.....	Dainon Sidney, 1996 (5 Int.)
59.....	Tommy Harrison, 1993 (5 Int.)
57.....	Kris Neal, 1998 (2 Int.)

Single-Game Interception Yards

99.....	Marquis Coleman at UTEP, 2009
96.....	Adrian Singleton at Cincinnati, 1999
91.....	Rodregis Brooks vs. East Carolina, 1999
85.....	Dwight Platt vs. UT Martin, 1998
85.....	Izell Reese at Arkansas State, 1997
72.....	Wes Foss at Army, 2000
68.....	Terry Dollerson vs. Dayton, 1993

Career Avg. Yards Per Interception Return

25.00.....	Marquis Coleman, 2008-09 (4-100)
19.29.....	Izell Reese, 1994-97 (7-135)
15.75.....	Will Dunbar, 2005-08 (8-126)
14.57.....	Wes Foss, 1998-01 (7-102)
11.00.....	T.J. Ballou, 2010 (3-33)
10.64.....	Rodregis Brooks, 1996-99 (14-149)

Single-Season Average Yards

Per Interception Return

33.33.....	Marquis Coleman, 2009 (3-100)
29.67.....	Dwight Platt, 1998 (4-119)
24.00.....	Wes Foss, 2000 (3-72)
20.50.....	Joe Henderson, 2007 (2-41)
17.00.....	Will Dunbar, 2008 (2-34)
16.99.....	Rodregis Brooks, 1999 (9-152)
16.00.....	Chase Daniel, 2009 (3-48)
15.66.....	Dio Hill, 2001 (3-47)
15.00.....	Will Evans, 2004 (2-30)

Career Interception Returns For Touchdowns

2.....	Dainon Sidney, 1996-97
.....	Dwight Platt, 1998
1.....	Marquis Coleman, 2009
.....	Hiram Atwater, 2009
.....	Matt Taylor, 2008
.....	Will Dunbar, 2007
.....	Larry McSwain, 2004-05
.....	Will Evans, 2004-05
.....	Marcus Mark, 2004-05
.....	Gaylon Black, 2001-03
.....	Dio Hill, 2001-03
.....	Thurman Pearson, 2000-03
.....	Rodregis Brooks 1996-99
.....	Adrian Singleton, 1998-01
.....	Wes Foss, 1998-00
.....	Izell Reese, 1996-97

Fumbles Recovered

Career Fumbles Recovered

7.....	Jackie Hurst, 1991-95
5.....	Terry Dollerson, 1991-94
.....	Wayne White, 1991-94
4.....	Josh Evans, 1991-94



UAB Records

.....Rodney Foster, 1991-94

Single-Season Fumbles Recovered

4.....Wayne White, 1993
 3.....Shannan Dodson, 1992
Jackie Hurst, 1992
 2.....On Numerous Occasions

Single-Game Fumbles Recovered

2.....James Lewis at Louisiana-Lafayette, 1997

Consecutive Starts – Career

48.....Jake Seitz, C, 2006-09
 43.....Kevin Thomason, PK, 1992-95
 41.....Wayne White, LB, 1991-94
 38.....Chris Brown, DB, 1999-02
Jake Arians, PK, 1996-99
 37.....Robert Porter, WB, 1991-94
 36.....Kevin Sanders, CB, 2005-08
Zac Woodfin, LB, 2001-04
 35.....Matt Batusic, C, 2002-05
 34.....Shamar Abrams, NG, 2001-04
 33.....Nigel Eldridge, LB, 2001-04
Brian Smith, LB, 1996-98

Overall Starts – Career

48.....Jake Seitz, C, 2006-09
 43.....Jake Arians, PK, 1996-99
Kevin Thomason, PK, 1992-95
 42.....Nick Hayes, PK, 2001-04
Chris Brown, DB, 1999-02
 41.....Kevin Sanders, CB, 2005-08
Johnny Rea, OL, 1994-97
Wayne White, LB, 1991-94
 40.....Cedrick Buchannon, WR, 1992-95
 38.....Darrell Hackney, QB, 2002-05
Izell Reese, SS, 1994-97
 37.....Jeffery Anderson, TE, 2007-10
Don Blackmon, DB, 1991-94
Josh Evans, DT, 1991-94
Robert Porter, WB, 1991-94
 36.....D.J. Reese, DT, 2007-10
Zac Woodfin, LB, 2001-04

Games Played – Career

48.....Jeffery Anderson, TE, 2007-10
Bryant Turner, DE, 2007-10
Jake Seitz, C, 2006-09
 47.....Mike Jones, WR, 2007-10
Swayze Waters, PK/P, 2005-08
 46.....D.J. Reese, DT, 2007-10
Matt Taylor, SAF, 2005-08
Carlos Hendricks, CB, 2001-05
Zac Woodfin, LB, 2001-04
 45.....Joe Henderson, LB, 2005-08
Roddy White, WR, 2001-04
Shamar Abrams, NG, 2001-04
Wilbert Hamilton, OL, 2000-03
Matt Batusic, C, 2002-05
 44.....Will Dunbar, 2005-08
 43.....Kevin Sanders, 2005-08
Nick Hayes, PK, 2001-04
Andy Galloway, OL, 2001-04
Jake Arians, PK, 1996-99
Kevin Thomason, PK, 1992-95
 42.....Larry Coachman, OL, 2000-03
Chris Brown, DB, 1999-02



Pat Green

41.....Darrell Hackney, QB, 2002-05
Johnny Rea, OL, 1994-97
Wayne White, LB, 1991-94

Consecutive Games – Touchdown Run

6.....Pat Green (10/8 - 10/17/94)
 5.....Joe Webb (9/20 - 10/18/08)
 4.....Kendal Gibson (10/20 - 11/17/01)
Keith Roland (9/21 - 10/26/96)
 3.....Dan Burks (9/17 - 10/8/05)
Kendal Gibson (11/16 - 11/30/02)
Benji Morrow (9/19 - 10/3/98)
Keith Roland (9/9 - 9/23/95)
Daniel Dixon (10/30 - 11/20/99)

Consecutive Games – Touchdown Reception

5.....Roddy White (9/25 - 10/23/05)
 4.....Frantrell Forrest (11/7 - 11/28)
Roddy White (11/13 - 12/24/05)
 3.....Pat Shed (11/11 - 11/27)
Reggie Lindsey (11/1 - 11/19/05)
Roddy White (11/8 - 11/29/03)
Willie Quinnie (10/12 - 10/26/02)
Derrick Ingram (10/29 - 11/17/94)
Derrick Ingram (10/1 - 10/15/94)

Consecutive Games – Reception

35.....Roddy White (9/7/02 - 12/24/05)
Derrick Ingram (10/26/91 - 11/19/94)
 23.....Cedrick Buchannon (10/23/93 - 11/14/95)
 18.....Reggie Lindsey (10/15/04 - 11/26/05)
 16.....Jeffery Anderson (10/27/07 - 11/22/08)
 14.....Frantrell Forrest (9/29/07 - 10/8/08)



Records By Class

Freshman

Rushing Attempts	196 - Pat Green, 1991
Rushing Yards	833 - Pat Green, 1991
Average Per Rush	5.41 - Chris Daniels, 1995
Rushing Touchdowns	9 - Pat Green, 1991
Pass Attempts	293 - Darrell Hackney, 2002
Pass Completions	149 - Darrell Hackney, 2002
Passing Yards	1,977 - Darrell Hackney, 2002
Passing Touchdowns	14 - Darrell Hackney, 2002
Receptions	49 - Frantrell Forrest, 2007
Receiving Yards	563 - Frantrell Forrest, 2007
Touchdown Receptions	5 - Frantrell Forrest, 2007
Total Offensive Plays	378 - Darrell Hackney, 2002
Total Offensive Yards	1,963 - Darrell Hackney, 2002
Touchdowns Responsible For	16 - Darrell Hackney, 2002
Points Scored	84 - Pat Green, 1991

Sophomore

Rushing Attempts	164 - Dan Burks, 2004
Rushing Yards	880 - Dan Burks, 2004
Average Per Carry	10.65 - Thomas Banks, 1995
Rushing Touchdowns	8 - Corey White, 2004
	8 - Pat Green, 1992
Pass Attempts	209 - John Whitcomb, 1992
	209 - Darrell Hackney, 2003
Pass Completions	112 - John Whitcomb, 1992
Passing Yards	1,659 - Darrell Hackney, 2003
Passing Touchdowns	10 - John Whitcomb, 1992
Receptions	42 - Frantrell Forrest, 2008
Receiving Yards	580 - Roddy White, 2002
Touchdown Receptions	5 - Derrick Ingram, 1992
Total Offensive Plays	247 - Darrell Hackney, 2003
Total Offensive Yards	1,704 - Darrell Hackney, 2003
Touchdowns Responsible For	10 - John Whitcomb, 1992
	10 - Darrell Hackney, 2003
Points Scored	86 - Kevin Thomason, 1993

Junior

Rushing Attempts	198, Joe Webb, 2008
	198 - Pat Green, 1993
Rushing Yards	1,154 - Carl Sanders, 1996
Average Per Carry	6.87 - Carl Sanders, 1996
Rushing Touchdowns	11 - Joe Webb, 2008
Pass Attempts	411 - Bryan Ellis, 2010
Pass Completions	238 - John Whitcomb, 1993
Passing Yards	3,070 - Darrell Hackney, 2004
Passing Touchdowns	26 - Darrell Hackney, 2004
Receptions	76 - Derrick Ingram, 1993

Receiving Yards	1,115 - Derrick Ingram, 1993
Touchdown Receptions	9 - Frantrell Forrest, 2009
Total Offensive Plays	551 - Joe Webb, 2008
Total Offensive Yards Gained	3,388 - Joe Webb, 2008
Touchdowns Responsible For	28 - Darrell Hackney, 2004
Points Scored	80 - Rhett Gallego, 2000

Senior

Rushing Attempts	227 - Joe Webb, 2009
Rushing Yards	1,427 - Joe Webb, 2009
Average Per Carry	6.29 - Joe Webb, 2009
Rushing Touchdowns	11 - Joe Webb, 2009
Pass Attempts	386 - Darrell Hackney, 2005
Pass Completions	242 - Darrell Hackney, 2005
Passing Yards	3180 - Darrell Hackney, 2005
Passing Touchdowns	22 - Darrell Hackney, 2005
	John Whitcomb, 1994
Receptions	83 - Derrick Ingram, 1994
Receiving Yards	1,457 - Derrick Ingram, 1994
Touchdown Receptions	14 - Roddy White, 2004
Total Offensive Plays	498 - Joe Webb, 2009
Total Offensive Yards Gained	3,726 - Joe Webb, 2009
Touchdowns Responsible For	32 - Joe Webb, 2009
Points Scored	84 - Roddy White, 2004
	84 - Derrick Ingram, 1994



Roddy White



Opponent Records

Note: The Following Are Individual Records By Opponents During The 19 Years Of NCAA-Sanctioned Intercollegiate Football Competition For UAB:

Rushing

Attempts 45 - Arnold Mickens, Butler, 1994
 Yards 320 - Kevin Smith, UCF, 2007
 Avg Per Rush 10.6 - Derek Joseph, Tulane, 1999 (5-53)
 Touchdowns 4 on two occasions
 (Last, Kevin Smith, UCF, 2007)
 Long Run 85 - Jovon Jackson, Tulane, 2003

Passing

Attempts 58 - Kelly Robertson, Houston, 2001
 Completions 33 - Jordan Palmer, UTEP, 2005
 Yards Gained 466 - Tim Rattay, Louisiana Tech, 1999
 Touchdowns 6 - Lester Ricard, Tulane, 2004
 Long 82 - Martin Hankins to Ryan Scott, Memphis, 2006

Receiving

Receptions 13 - Orlando Iglesias, Houston, 2001
 13 - Maurice Avery, Memphis, 2003
 Yards Gained 246 - Taylor Jacobs, Florida, 2002
 Avg Per Reception 30.8 - Taylor Jacobs, 2002
 Touchdowns 3 by several players
 (Last, Johnnie Lee Higgins, UTEP, 2006)

Punting

Punts 12 on two occasions
 Last Scot Simons, Arkansas State, 1997
 Yards 600 - Chris Williams, Charleston Southern, 1996
 Average 51.5 - Aaron Horne, UCF, 2006

Scoring

Points 24 on two occasions
 (Last, Kevin Smith, UCF, 2007)
 Touchdowns 4 on two occasions
 (Last, Kevin Smith, UCF, 2007)
 Pat Made 8 - Brian Mccord, Kansas, 1994
 8 - Nick Beucher, Tulane, 2004
 8 - Justin Ayat, Hawaii, 2004
 FG Made 5 - Ryan White, Memphis, 1999
 5 - Jaret Holmes, Auburn, 1996
 Long FG 55 - Brandon Coutu, Georgia, 2006

Kickoff Returns

Returns 8 - Omari Thompson, Army, 2001
 Yards 200 - Shane Turner, Rice, 2009
 Average 34.0 - Dawayne Woods, Southern Miss, 2000
 Touchdowns 1 on several occasions
 (Last, Dwayne Harris, East Carolina, 2009)
 Long Return 99 - Dwayne Harris, East Carolina, 2009

Punt Returns

Returns 8 - Tripp Higgins, Memphis, 1999
 Yards 99 - Dorian Brew, Kansas, 1994
 Avg Per Return 44.0 - Aris Comeaux, Army, 2002
 Touchdowns 1 on seven occasions
 (Last, Leodis McKelvin, Troy, 2005)
 Long Return 88 - Aris Comeaux, Army, 2002



The UAB defense held UL-Lafayette to 91 yards of total offense in the Sept. 30, 2000 game at Legion Field.

