



The Rose Society of South Australia Inc.

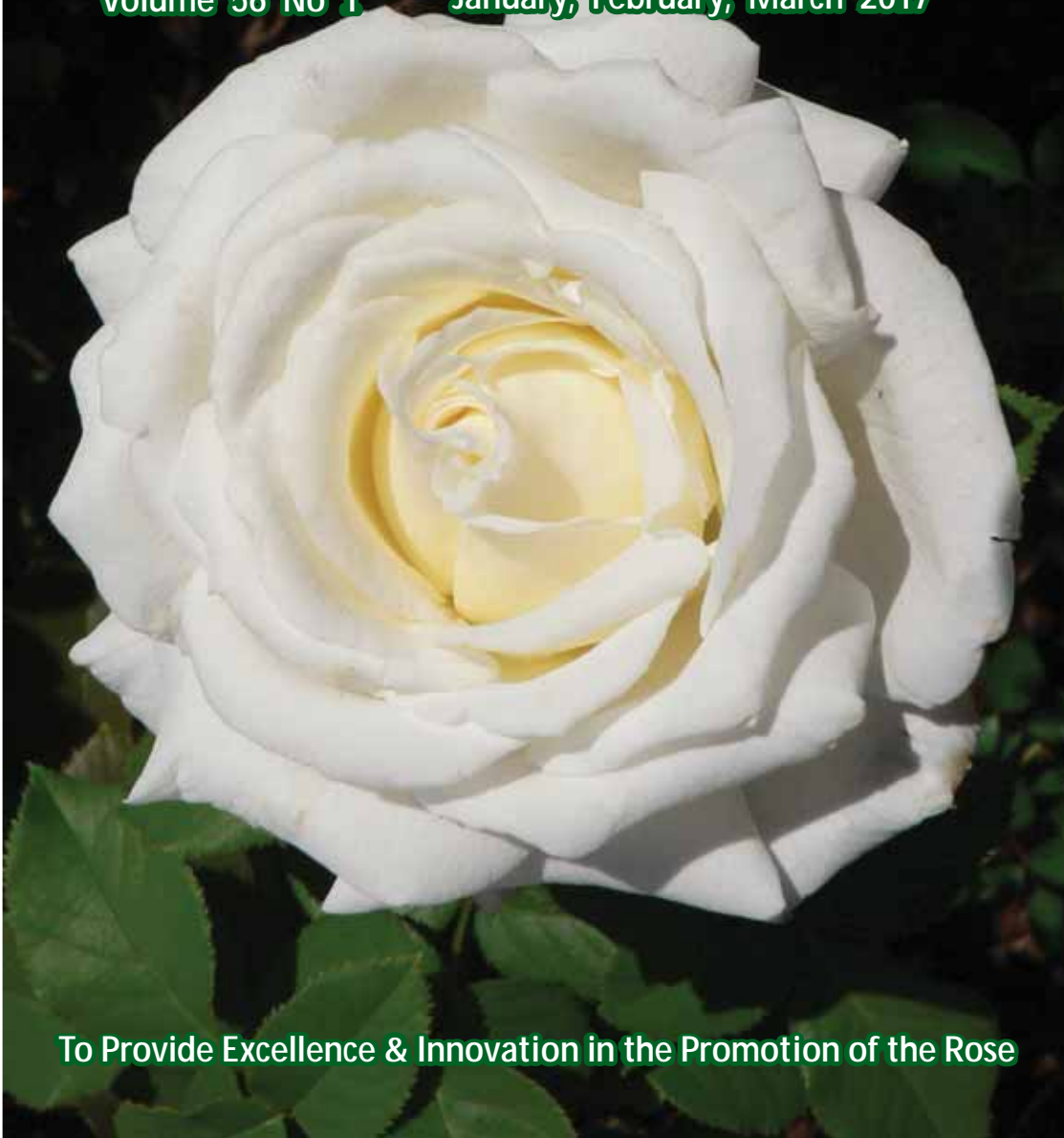
BULLETIN

Member of The World Federation of Rose Societies

Member of The American Rose Society

Affiliated with The Royal National Rose Society

Volume 56 No 1 January, February, March 2017



To Provide Excellence & Innovation in the Promotion of the Rose

IN THIS BULLETIN

	Page
<i>News & Information</i>	
The President's Report	4 - 7
The Rose Society of South Australia Inc Officers	8
Calendar of Coming Events	9
Neutrog Orders	54
Volunteers in the International Rose Garden	61
Notes from the Trading Table and Gift Shelf.	64 - 66
Winner of RSSA Sponsored Royal Adelaide Show Prize.	67
Floral Art Workshop	69
Allan Campbell Weekend	80 - 81
Editor's Page	83
<i>2016 Spring Show</i>	
Spring Show Report	12 - 14
Trophies and Awards.	14 - 16
2016 Spring Show Awards.	17 - 19
Fragrance Competition 2016 Spring Show.	19
Memories of the 2016 Spring Show	20 - 23
Thankyou to the Show Helpers	24
Relaxing at the Show.	25
<i>Branch Reports</i>	
Chaffey Branch Report	25
South East Branch Report.	44 - 45
Chaffey Rose Club Trip to the Copper Coast.	46 - 49
Combined Branches Weekend - you are invited.	49
Roses on Eyre Report	68
Out & About with Roses in the Heartland	70 - 73
<i>Membership</i>	
Welcome to New Members.	10-11
Membership Renewals	11
Membership Fees	40
Nominations for Life Memberships	54
<i>Country News</i>	
Penola Show	41
Jamestown Show.	42
Eudunda Show	42 - 43

IN THIS BULLETIN (CONT)

	Page
<i>About Roses</i>	
What Rose is that? - Identifying Garden Roses	28 - 30
Editor's Recommendation.	31
Do Roses Really Need 6 Hours of Direct Sunlight Per Day?	31
Climbers for the Home Garden	32 - 35
What's Happening in the Rose Trial Garden?	37
Rose of the Month - Oct/Nov/Dec 2016	38 - 39
The Story of David Austin Roses	50 - 53
Foliar Feeding Your Roses in the Modern Garden	56 - 60
How Do I Keep My Roses Lasting Longer?	60
Feeding Roses	69
How can I treat Blackspot, Naturally	73
Recommended Climbing Roses	74 - 79
Irrigation is Essential in Hot Weather	82
<i>Advertising</i>	
Limestone Coast Plant and Trade Fair	26
Oakbank Pool & Garden Retreat - Bed & Breakfast	27
Emu Pictures	27
Volunteers Wanted	27
Wagners Rose Nursery	36
Advertisements	40
Noarlunga Orchids	40
Autumn Rose Show	55
Banner Mitre 10	62
Neutrog	63
Oliver Travel	67

Front Cover: 'Pope John Paul II' grown and photographed by Dawn Vivian.

Back Cover: Part of the Woodville Academy of Floral Design display at the 2016 Spring Show.

Disclaimer

The opinions expressed in this Bulletin are not necessarily those of The Rose Society of South Australia Inc.

Note from Editor

Special thanks to my wife Dawn for her assistance with the preparation of this bumper edition. - Ed.

PRESIDENT'S REPORT

Gavin Woods



“Simply the Best” turned out to be a very appropriate title for our third Allan Campbell Memorial Lecture. Those in attendance for the many functions that spanned three days and nights were exposed to the best on many levels.

Our guest speakers were amongst the best; four experts who delivered outstanding lectures, who kept their audience laughing all day and who displayed great passion for their topics. The venue, Mawson House was outstanding and befit the weekend.

The end of year dinner, attended by the largest group for many years was full of interest. The after dinner speaker kept us all rolling around in laughter and very much continued the mood of the weekend. Our Patron and Vice-Patron were warmly received and were receptive to and integrated well with our members. The many other food events attached to the weekend were a delight. We were certainly well fed and well entertained!

The ladies from the Woodville Academy of Floral Design again assisted the event by providing most of the floral arrangements used throughout the weekend. Many thanks to those ladies. The partnership that exists between our two groups must never be allowed to dwindle.

A great “Rambling Rosarians” tour followed the lecture programme; so many subscribed that two buses were required.

A number of interstate registrants participated and were warmly welcomed by local members. Much positive feedback has been received both during and subsequent to the event. My sincere thanks to the organisers Malcolm, Diane, Aileen and Wendy. We are indeed fortunate to have such a combination of beauty and brains working for the benefit of members!

At the Campbell Dinner, we presented 25 year membership certificates to Bruce and Pat Hosking, Ian Thomas, George & Linda Thomson and Margaret Walkley. Those not in attendance who qualified are Heather Clarke, Sylvia Cooper, Heather Lucas, Janie Smith and Roy Wilhelm. This significant milestone demonstrates the loyalty of our membership and perhaps also that we are doing a few things right?

Also on the occasion of our end of year function we recognise the skill of those exhibitors who bench sufficient quality blooms and floral work throughout the year to win the aggregate awards for each section. Winners for Cut Flowers were Tony Hanna, Don and Dawn Vivian, Sandra Day, Les Johnson and Ken and Gwen Moxham. Floral Art winners were Joy Johnson and Marilyn Erskine.

I am also pleased to report on the success of the two major Rose shows held in our state this Spring. With a very cold lead up to the State show and one of our exhibitors away, expectations were not high. How wrong we were! Exhibitors rallied to stage one of the best shows of recent times. Entry numbers were high and the quality was good. A feature of this show was the Floral Design work, certainly the largest entry for a very long time. Our members gathered to erect and dismantle the show in good time. The Plant stall returned and a new vendor of potted roses added interest. Our Vice-Patron The Lord Mayor of Adelaide opened the show and gave what many thought to be an inspiring and interesting speech. Both he and the lovely Lady Mayoress stayed to chat with members almost until we locked the doors. Congratulations to our very capable Show Committee and all those who assisted with the show. It is exhausting but rewarding work that you do.

The following weekend saw many of us gather at Tanunda for the Barossa Rose Show, run most capably by our "Roses in the Heartland" Branch. Another outstanding promotion of the rose, this year in a wonderful new venue. That the hall was full of visitors enjoying the experience that only roses can give, must have given the organisers satisfaction. On behalf of those of us who simply turned up on the day to participate, I offer thanks for a job well done.

Another week transpired and we saw many familiar faces (and many, many more that were unfamiliar) attend the final open day at the Duncan's "The Heritage Garden" at Sevenhill. Some 2,600 visitors enjoyed the music, the food, the wine and the roses at Kay and Walter's award winning garden. The Women's and Children's Hospital and the Royal Flying Doctor Service have been the beneficiaries of this couples generosity over many years. Several members were there working on behalf of the Society, selling Gift-Shelf items and signing members. A wonderful day to simply enjoy the garden and the company.

I was pleased to represent the Society at the National Rose Society's AGM,

PRESIDENT'S REPORT (cont)

this year hosted by the Rose Society of Western Australia. Their very cold Spring saw few flowers benched at the show; but the warm camaraderie and at times heated debate at the meetings certainly defied the weather.

Our own Mary Frick retired after several years of sterling service as Secretary of the NRSA. Mary's shoes will indeed be difficult to fill.

I more recently had the great opportunity to reunite two of our greatest rosarians, by driving Dean Stringer to visit with David Ruston at Renmark. David was in fine form and enjoyed reminiscing with Dean for a few hours. A wonderful lunch overlooking the Murray River proved a perfect setting and a visit to David's tribute statue reassured David that all was well with the world. Dean and I managed to fill in the 6 hour round trip with chatter about a number of topics and in that time managed to solve many problems of the world!

After much consideration your Council has decided that Membership Fees must rise. It has been four years since the last increase and of course costs continue to rise, with the benefits to members exceeding the cost of membership. We acknowledge that some will say our Society has plenty of reserves, however Council believes that the membership fee should be reflective of the costs of membership to allow the society to use the generous sponsorship of Neutrog and others, and the income generated by our public activities, to be dedicated to the considerable promotional work that we undertake.



'City of Qingdao'

Kelvin Trimper and I continue to act in a consultative role to the Chinese themed garden to be unveiled at Veale Gardens in Adelaide next year. Whilst the design of the garden is currently under discussion, it is anticipated that the garden will be planted in winter 2017. I am delighted to announce that George Thomson has released a new red Shrub rose to be named "City of Qingdao" to be dedicated to this garden. I have grown this rose for a few years now and recommend it to anyone who loves an old fashioned styled rose. A moderate grower with wonderful

disease resistant foliage, blooms last up to 2 weeks both cut and on the bush. Both the Lord Mayor and the design team have embraced this rose and the sentiment behind it. I applaud George for his generosity.

Members of the 2021 Convention committee continue to work hard towards the monumental goal that is the World Convention. Fund-raising, contract negotiation and venue procurement are current milestones. This is a world event managed by our national body with all states participating. That said, our state will carry the burden of the majority of the work as the convention is to be held in Adelaide. We are fortunate that we have members with experience in this challenging field.

Following the success of last year's event, our Society will run a rose show in conjunction with Mt Barker AH&F Society on Saturday March 25th 2017. This next show will see the entire rose section come under the umbrella of the Rose Society. For more information and schedules, I am the contact person.

Monthly meetings have again been full of interest and information for rosarians. The November meeting was a small rose show in itself with competition blooms aplenty. Malcolm has compiled a programme for 2017 which assures the quality of speakers will be maintained. Please join us if you can.

As this issue of the Bulletin will come to you after Christmas, I would like to take the opportunity to express my wish that you all enjoyed a restful and joyous holiday season. I look forward to sharing time with as many members as possible as I approach the final months of my Presidency.



Official Opening of the 2016 Spring Show

THE ROSE SOCIETY OF SOUTH AUSTRALIA INC.

Patron: Mrs Lan Le, Government House, Adelaide

Vice Patron: The Right Honourable, Martin Haese, The Lord Mayor of Adelaide

President

Gavin Woods
26 Forster Street, Kadina, SA, 5554
08 8821 3897
gbwoods@adam.com.au

Treasurer

Penelope Schulz
7 Weintal Court, Tanunda, SA 5353
0437 505 010
rssatreasurer@bigpond.com

Secretary

Wendy Trimper
PO Box 73, Oakbank, SA, 5243
08 8389 9119 0478 107 260
rssasec@internode.on.net

Bulletin Editor

Don Vivian JP
10 Glenwood Road, Newton, SA, 5074
08 8337 5046
db.vivian@bigpond.com

Branches

Chaffey Rose Club

President

Fleur Carthew
PO Box 1482,
Renmark, SA, 5341
08 8595 1862 0427 972 813
renriv@bigpond.com

Secretary

Dale Kerin
12 Kokoda Avenue,
Renmark, SA, 5341
08 8586 4053
dale48k@gmail.com

Roses on Eyre

President

Peter Willis
PO Box 317,
Kimba, SA, 5641
08 8627 2472

Secretary

Rosemary Kemp
Unit 6, 6 Lawrie Street,
Tumby Bay, SA, 5605
0428 862 811
rose.kemp442@gmail.com

South East

President

Betty McKee
PO Box 8233, Mt Gambier East, SA, 5291
08 8725 7216
mckee_eng@outlook.com

Secretary

Elizabeth Newell
PMB 140, Naracoorte, SA, 5271
08 8764 6038
rosesec@holmfirth.com.au

Roses in the Heartland

President

Mary Frick
82 Para Road, Tanunda, SA, 5352
08 8563 0521
frosen@frickfamily.com

Secretary

Sharyn Perrin
171/33 Golden Grove Road,
Ridgehaven, SA, 5097
08 8251 4459
julsha480@bigpond.com

<http://sarose.org.au> - password for members page *bonica*

Calendar of Coming Events

January 2017

Friday 20th, 7:00pm, RSSA Council Meeting

February 2017

Wednesday 8th, 7:45pm, Members General Meeting

Speaker: Andy Hart, Horticultural Curator, Botanic Gardens of SA

Topic: The Adelaide Botanic Garden's quest for accreditation from the WFRS

Question Time: Kelvin Trimper

Competition: 1 Full Bloom Rose

Open Section: 1 Exhibit

Judges: Doug Gregory

Floral Subject: Valentine's Day

Judge: Ruth Watson

Friday 17th, 5:30pm, Rose Show Sub Committee Meeting

Friday 17th, 7:00pm, RSSA Council Meeting

March 2017

Wednesday 8th, 7:45pm, Members General Meeting

Speaker: SA Rose Introducers

Topic: New Release Roses

Question Time: Doug Gregory

Competition: 1 Decorative Rose or 1 Shrub Rose

Open Section: 1 Exhibit

Judge: Kelvin Trimper

Floral Subject: A Garland Arrangement

Judge: Helena Lewandowski

Friday 17th, 5:30pm, Rose Show Sub Committee Meeting

Friday 17th, 7:00pm, RSSA Council Meeting

Wednesday 29th to Sunday 2nd April, Melbourne International Flower and Garden Show

April 2017

Wednesday 12th, 7:45pm, Members General Meeting

Speaker: Andrew Morphet

Topic: The Gardens of Anlaby

Question Time: Maureen Ross

Competition: 1 Exhibition Rose or 1 Shrub Rose

Open Section: 1 Exhibit

Judge: Doug Gregory

Floral Subject: Tussie Mussie

Judge: Ruth Watson

Saturday 15th to Monday 17th, Easter Rose Display/Promotion - Newman's Nursery, Tea Tree Gully

Saturday 22nd to Sunday 23rd, Autumn Rose Show

Friday 28th, 7:00pm RSSA Council Meeting

Welcome to New Members

Tony Belpero Mt Barker
Shane Brook Mt Gambier
Helen Carmody Burra
Mark Champion Seacliff Park
Christine Clisshold Clare
Kerry DeGaris Bool Lagoon
Joan & Glen Dennis Mt Pleasant
Belinda & Craig Mannum
Carmel Feder. Bordertown
Judy Gaunt. Warradale
Denise Gribovskis Burra
Joy Griffiths Littlehampton
Janet Hall Clare
Tina & Mathew Hampton Scott Creek
Kerry Harrington Broken Hill
Douglas & Helene Hurrell Yankalilla
Siran Iswaran. Burnside
Cathryn & Caitlin Kerry Burnside
Christopher Lofdahl Blair Athol
Nick Manser & Ashley Dent Mount Pleasant
Belinda Martin Salisbury Heights
Judy McCormick Mount Gambier
Eleanor Milbank Stirling
Chris & Cathy Molloy Kersbrook
Jan & Richard Morris Smith Gully
Christine Nancarrow Malvern
David & Kaye Neale St Agnes
Stephen Osborne Moorak
Wendy & Adrian Parker Wasleys
Grace Payne St Peters
Coroyn Penbetty Clapham
Sylvia Pohlner Stuart
Helen & Steve Quinn Fulham
Lillian Rilett Woodcroft
Bill & Helen Sanders. Linden Park
Anant & Nitike Sapra Pooraka



Welcome to New Members

Cathie Seal Tea Tree Gully
 John & Margaret Shelley Rostrevor
 Di Siedle Mt Gambier
 John Taankink Mt Gambier
 Martina & Graham Taeker Wynn Vale
 The Whyalla Revegetation Group WhyallaBurra
 Christie Thomson Fullarton
 Patricia Toolan Angaston
 Cathie Veal. Tea Tree Gully
 Yan Zhang Findon
 Westside Floral Art Design Club Ovingham



**1 Abraham Darby 2 Baronne E de Rothschild 3 Best Friend
 4 Bold Seduction 5 Brandy 6 Brass Band 7 Candlelight
 8 Cathedral City 9 Charles de Gaulle**

Membership Renewals

Renewal of existing memberships are due on 1 April 2017.

Joint \$30

Single \$25

Junior \$5

A membership renewal form is on the back of the mailing slip you received with this Bulletin.

IMPORTANT: The renewal form only needs to be completed if your name or address shown on the mailing slip or any other details have changed.

Please return the mailing slip showing any change of details on the renewal form, with your payment directly to:

The Treasurer, RSSA, 7 Weintal Court, Tanunda, SA 5353.

Payment may be made by cheque, money order, debit or credit card or direct credit.

If payment is made by direct credit please ensure sufficient identifying details are included e.g. phone number.

*The world only beats a path to your door when you're in the bathroom.
 Silence is never more golden than when you hold it long enough to get all the facts before you speak.*

Spring Show Report by Aileen Scott



Whilst I was preparing this report the question “What is the measure of a successful show” came to mind.

With this in mind, let us look at the unfolding of the Spring Show.

On Friday morning, the POD and Skip bin are delivered to Burnside, 6:0am, Bob Gregory is there to oversee the placement.

At 12.30pm access to the premises is available. Show committee members are on hand to give direction and work with volunteer members. The transformation begins. Doug Gregory devises the floor plan, and had a pleasant surprise this year to find there were so many floral Design entries, that another 9 tables were required. Thank you to those members who assisted in this important set up process.

The members of Woodville Academy of Floral Design moved in with buckets of flowers and proceeded to transform the stage, the theme “Masquerade” was a magnificent spectacle. Thank you to the talented Woodville members.

Exhibitors were able to begin staging their flowers later in the afternoon until 10.30pm, when Bob Gregory locked up the premises.

Saturday morning was also a hive of industry as exhibitors went about their tasks, as the space outside the entrance area was turned into a rose retail feast. This year there were 3 retailers, Ross Roses, Newman’s Nursery and Noarlunga Orchids. Many thanks to those businesses.

Once inside the Foyer, more flowers, The RSSA plant stall, many plants for sale. A big thank you to all the members who donated plants, Denise Hosking for coordinating the stall and those many members who assisted her throughout the weekend.

Heritage Roses had a charming display of old world flowers with wonderful perfume, always an important addition to this event. Thank You.

Woodville Academy had their wonderful floral arrangements for sale and the Porcelain Painters Association filled their table with a diverse range of

articles, these both add a great variety to our show. Thank you.

The Entry and Raffle tables had many volunteers and were coordinated by Brian Slack. It was reported that a great time was had by all volunteers in that area and as a result, Brian now has a ten-year contract. Thank you all.

Entry into the main hall presented an almost overwhelming spectacle. This large space was filled with blooms. The exhibits made for a rose lovers' paradise. This was supported by 3 tables of non-competitive exhibits, which was much admired. There was a good display of roses not seen on the show benches. Thank you, Ruth, and Malcolm Watson for coordinating this.

Jan Morris, from Morris Outdoors, had her great variety of gardening gloves for sale. We hope she may come to future shows, thank you Jan.

The Gift Shelf. It is hard to describe what a success this is at every show. Sue Rafferty and Heather Odgers spend many hours sourcing unique items for sale. They are very well supported by many members who cook, knit, handcraft for this stall. Many thanks to you all.

The Competitive element of the show involves many members.

To highlight some tasks, Chris Kelly, long time nominations secretary assisted by Pam, works closely with Doug Gregory processing nominations and judging matters, John Bradshaw as Chief Steward and Gavin Woods Chief Judge play important roles. Thank you all who assist.

Once judging is completed this large area is dismantled, cleaned up and reset. Thank you to the many members "who just do it" and to Graham and Christine Douglas for organisation of the Championship table.

We have members who spend the weekend mingling with and talking to visitors. Some unsung heroes spend 2 days behind a desk answering questions from the public, they are Bob Gregory, Wendy Trimper and Doug Gregory.

Maureen Humphries once again organised the popular Rose Perfume competition.

Following the official opening by the Right Honourable, the Lord Mayor of Adelaide, Martin Haese, accompanied by the Lady Mayoress of Adelaide, Genevieve Theseira-Haese, and invited guests enjoyed afternoon tea prepared by Diane VomBerg and helpers.

The Guest Speakers programme featured, Melanie Trimper, Maureen Ross and Doug Gregory. The vote of thanks to all delivered by Jan Kentish.

Spring Show Report (cont) by Aileen Scott

The Rose Café, was coordinated by Joy Johnson, Les Johnson, Aileen Scott and Judy Barry. We were delighted to have lots of assistance in the kitchen and serverly, every hour of help is greatly valued in this very busy area. There were generous donations of baked goods which, along with the fresh sandwiches, drew many compliments. Joy and helpers also provide lunch for the judges, stewards and helpers. Sincere thanks to all our volunteers and donors.

This show was also the inaugural event for our new treasurer, Penelope Schulz. She was understandably apprehensive with such a responsible role. Congratulations and many thanks on an outstanding effort Penelope.

Now to return to my question, what is the measure of a successful Show? I would like to share this story.

Whilst I poured a cup of tea, a patron remarked to me that I was a wonderful ambassador for the society. I asked her "Why?" Her response was, "Ever since I entered this show, I have been greeted with warm smiles and friendliness, I have had a marvellous few hours here." She was referring to everyone she encountered, that is **YOU**, the members. For me this epitomises a successful show.

Stay tuned for the Autumn Show, April 22nd and 23rd 2017.

TROPHIES AND AWARDS

Trophies currently being awarded include:

- bequests from estates,
- donations from families, members and
- society purchases

All recognise the contribution made by members and honour their dedication to the society and their love of the rose. Some of the trophies are:

The Herbert Kemp Award

6 & 3 Stems/Cuts exhibits: Aggregate points system – started in 1916

Mr Herbert Kemp who was a nurseryman from the Adelaide suburb of Unley, was a foundation and committee member of the Society, and a very successful exhibitor.

(continued next page)

Ralph Smith Memorial award

Best exhibit in the 'three stages' Classes

Mr Ralph Smith joined the society in 1928 and began exhibiting roses shortly after. When it came to showing roses, Ralph was a force of energy, winning some of the top awards. His outstanding contribution to the society included being President from 1958 to 1962. He was honoured with Life Membership, as well as being a recipient of the T.A. Stewart Memorial Award in 1960.

T.Howland White Memorial awards

No. 1. Best Champion Exhibition Rose

No. 2. Best in class of 6 Exhibition Roses

Tom Howland White was a very keen amateur hybridist, rosarian and gardener. His sister, Miss Eva White established the Trophies in memory of her late brother – circa 1966. Established solely for A grade exhibitors, the rules were amended in 1971, to allow all exhibitors the opportunity to have the Best Champion Exhibition Rose in the show. Both Tom and Eve were enthusiastic and generous members for many years. They gave great support and encouragement to members as they promoted the rose.

The Emma Voke Memorial awards

No. 1. Champion Bunch of Roses

No. 2. Best Open Class Floral Arrangement

Mrs Voke was a member of the Society from 1955 until her death in March 1973. She was a quiet and assuming member who greatly enjoyed rose growing and particularly flower arranging. Her artistry won her many prizes at our shows over the years. She loved flowers. In 1960 when the Rymill Park Rose Garden was being established, she gave donations to support fundraising efforts. These sums were used to purchase plants for that garden. On her death she generously bequeathed a legacy to the society. Council at that time agreed that funds be used for show trophies and other promotional expenditure and not to supplement general revenue.

Alexander Ross Memorial Trophy

Mr Alex Ross joined the society in 1927. He was an excellent and respected rose judge, in addition to being recognised as a great authority on rose identification. The Trophy was donated by Mr David Ruston, and was first awarded for 'An arrangement of at least 24 roses, to face the front, to be staged in any container. No other material allowed and roses must have been

TROPHIES AND AWARDS (cont)

grown by the exhibitor.'

Christine Michell Cup

The H.G. Michell Cup originated in October 1967 when Mrs Michell donated the Trophy for the best garden rose of the Spring show, the award was renamed the Christine Michelle cup in 1990.

Keith Copas Memorial Shield

Bunch Classes, aggregate points trophy.

Mr Keith Copas continued a tradition established by his father Henry, and was a very strong supporter of the Society for many years. As well as being a very successful rose exhibitor, he was also a notable judge. Due to ill health, the Spring Show at the Adelaide Town Hall in 1969, was the last at which he judged. However, Keith continued to take an interest in the society and, when he died, he was one of the Rose Society's oldest members.

H. Charles Thomas Memorial Award

Winner of the Spring State Championship.

On behalf of the family of Mr. H. Charles Thomas, his daughter Geraldine Martin donated a lovely trophy in memory of her father, a Life member and Past President of the society. He had a deep knowledge of the rose and rose growing and showed tremendous enthusiasm for all aspects of the Society.


Information obtained from The Rose Society of South Australia Inc 1908-2008 book.



Trophies displayed at the 2016 Spring Show

2016 SPRING SHOW AWARDS

The Show committee are to be congratulated for organising another successful Show. A sincere thank you is due to each and every exhibitor and helper who contributed to the event.



CHAMPION AWARDS GRADE EXHIBITOR

Grand Champion of the Show. . . . D & D Vivian
 SA State Spring Rose
 Championship D & D Vivian
 SA State Intermediate

		VARIETY
Champion	S Day	
Exhibition Rose A.	D & D Vivian.	Lyn Anderson
Exhibition Rose B.	D vom Berg.	Kardinal
Exhibition Rose C.	S Day.	New Kleopatra
Decorative Rose A.	D & D Vivian.	Gemini
Decorative Rose B.	D vom Berg.	Flamingo
Decorative Rose C.	S Day.	Helmut Schmidt
Full Bloom Rose A.	D & D Vivian.	Oklahoma
Full Bloom Rose B.	D Post.	Gold Medal
Full Bloom Rose C.	S Messenger.	Gold Bunny
Shrub & Polyantha A.	D & P Gregory	Prospero
Shrub & Polyantha B.	L Wade	Love's Gift
Shrub & Polyantha C.	S Day.	Tradescant
Floribunda Rose A.	D & D Vivian.	Playgirl
Floribunda Rose B.	J & D Bradshaw	Fruitee
Floribunda Rose C.	S Day.	Victoria Gold
Miniature Rose. A.	D & D Vivian.	Minnie Pearl
Miniature Rose. B.	D vom Berg.	Unknown
Miniature Rose. C.	P & T Cox	Irresistible
Aust. Bred Stem or Cut Open	G Nolan	Unnamed Seedling
Aust. Bred Bunch Or Bowl Open	D & D Vivian.	Joyce Abounding
Roses Intro prior to 1900 Open	K & G Moxham.	Reine des Violettes
Champion of Sundry Open	K & M Trimper	Edgar Degas
Bunch of Roses. A.	K & M Trimper	Red Beauty
Bunch of Roses. B.	D vom Berg.	The Endeavour
Bunch of Roses. C.	D Sonntag.	
Bowl of Roses. A.	K & M Trimper	Europa

2016 SPRING SHOW AWARDS (cont)

CHAMPION AWARDS. GRADE. . EXHIBITOR. . . . VARIETY

Bowl of Roses	B.	D Post	Gold Bunny
Bowl of Roses	C.	J Rilett	Sweet Sonata
Multi Stages	Open	D & D Vivian	Heartbreaker
Multi Stem or Cut Exhibit	Open	K & M Trimper	Hi Ho
Multistem Exhibit	A.	G Woods	Bold Seduction
Multistem Exhibit	B.	D vom Berg	Minnie Pearl
Multistem Exhibit	C.	J McCormick	Iceberg, Gold Bunny
Floral Arrangement	A.	R Capurso	
Floral Arrangement	B.	R Zweck	
Floral Arrangement	C.	J Barry	
Primary School Students Exhibit.	A Gregory		
Primary School Floral Arrangement	A Gregory		

CHAMPION AWARDS

TROPHIES

EXHIBITOR

President's Trophy	K & M Trimper
H Charles Thomas Memorial Trophy	D & D Vivian
Allan Campbell Trophy.	D & D Vivian
T Howland White Memorial Trophy No 1	D vom Berg
Christine Michell Cup	D & D Vivian
Keith Copas Memorial Trophy.	K & M Trimper
Jack Moule Memorial Trophy	D & D Vivian
Heather Burnard Memorial Trophy	K & M Trimper
Emma Voke Memorial Trophy No 1	K & M Trimper
Helen Sunter Memorial Trophy	D Post
Eric and Myrtle Trimper Trophy	D & D Vivian
Royal National Rose Society Trophy No 1	J & D Bradshaw
Royal National Rose Society Trophy No 2	K & M Trimper
Judith Walters Memorial Trophy.	K & G Moxham
Ross Roses Centenary Award	J McCormick
T Howland White Memorial Award No. 2	G Woods
Ivy Gerard Award (1)	D Post
Ivy Gerard Award (2)	J & D Bradshaw
Ivy Gerard Award (3)	L Wade
Ralph Smith Memorial Award.	D & D Vivian

CHAMPION AWARDS	EXHIBITOR
Herbert Kemp Award	D & D Vivian
Alexander Ross Memorial Award	D & D Vivian
Oliver Travel Award	K & M Trimper
Grand Champion of Floral Arrangements	R Capurso
Rose A Thomas Memorial Trophy	R Capurso
A Grade Floral Arrangement Trophy	R Capurso
B Grade Floral Arrangement Trophy	R Zweck
C Grade Floral Arrangement Trophy	J Barry
Small Indulgences Perpetual Trophy	A Gregory

The above information supplied by Doug Gregory

FRAGRANCE COMPETITION 2016 SPRING SHOW



Treasured Memories of passed Rosarians

Competition Results

- | | |
|-------------------|----------------------------|
| 1 Queen Adelaide | 7 Reine des Violettes |
| 2 Double Delight | 8 Cymberline |
| 3 Bonnie Babes | 9 Mme Alfred Carriere |
| 4 Let's Celebrate | 10 Pink Ribbon |
| 5 Janice Heyes | 11 Gold Bunny |
| 6 Ambridge Rose | 12 Souvenir de Louis Amade |
- Total Entries 263

Information supplied by Maureen Humphries

MEMORIES OF THE 2016 SPRING SHOW



*Dawn & Don Vivian
Grand Champion of the Show*



*Don & Dawn Vivian with their
Grand Champion - 'Lynn Anderson'*



*John & Dorothy Bradshaw
Royal National Rose Society
No 1 Trophy*



*Gavin Woods
T Howland White
Memorial Trophy No 2*



*Gwen & Ken Moxham
Judith Walters Memorial Trophy*



*Melanie & Kelvin Trimper
President's Trophy*



*David Post
Helen Sunter Memorial Award*



*Diane vom Berg
T Howland White
Memorial Trophy No 1*



**Jenny McCormick
Ross Roses Centenary Award**

**Addison Gregory
Small Indulgences Trophy**

**Rosemary Capurso
Champion Floral Arrangement
A Grade**

**Roma Zweck
Champion Floral Arrangement
B Grade**

**Judy Barry
Champion Floral Arrangement
C Grade**

**David Post
Champion Bowl-B Grade**

**Dawn & Don Vivian
Grand Champion**

**Gavin Woods
Champion Multistem
A Grade**

**Kelvin & Melanie Trimper
Champion Bowl-A Grade**



**Diane vom Berg
Champion Multistem
B Grade**

**David Post
Champion Full Bloom
B Grade**

**Ken & Gwen Moxham
Roses Introduced
prior to 1900
Open Section**

**Sandra Day
Champion Floribunda
C Grade**

**Peter & Tammy Cox
Champion Miniature
C Grade**

**David Sonntag
Champion Bunch
C Grade**

**Sue Messenger
Champion Full Bloom
C Grade**

**Jana Rilett
Champion Bowl-C Grade**

**Gordon Nolan
Champion Aust. Bred
Stem or Cut
Open Section**

Some of the Floral Art



THANKYOU TO THE SHOW HELPERS
(Apologies to those whose photos weren't taken and the unnamed gentleman)





CHAFFEY BRANCH REPORT

Fleur Carthew



Renmark Rose Festival has come and gone with our Riverland members heavily involved in all aspects of the week. The cooler and late spring presented some challenges but also benefits, particularly with the staging of the flowers in the Institute.

Kelvin Trimper, President of the WFRS, opened the Festival and he and David Ruston enjoyed catching up with one another. Several informal get togethers have been held with our Sunraysia and Riverina members during the past weeks - this helps sustain and nurture the friendships with our far flung members.

Next year's program has not been finalized completely but we have set in place our AGM, which is being hosted by the Sunraysia members in Mildura on Sunday 2nd April 2017. We will meet at 8.15am on Sunday morning outside the Renmark Hotel and car pool for the drive to Mildura.

Please ring Dale Kerin, our secretary, if you are coming, as this is needed for catering purposes. Details for the rest of the year will be in the next Bulletin.



St Mary's Wines
Penola

Limestone Coast Plant and Trade Fair

Visit St Mary's Garden and enjoy a weekend
of plant stalls, trades, drystone walling,
food, wine, children's activity area
and much more.

When:

Sat April 29th and Sun 30th, 2017

Time:

10:00am until 4:00pm daily

Where:

St Mary's Vineyard

563 V & A Lane, Penola, SA, 5277

Cost:

\$8.00 per adult

under 18 free

Bus Bookings appreciated

For more information contact the winery

Ph: 08 8736 6070

Email: smatyswines@bigpond.com

**Bed and Breakfast
Oakbank Pool & Garden Retreat
Downers Road, Oakbank, Sth Aust**

Hosts: Merv & Wendy Trimper
Suit short stay in semi-rural setting in
Adelaide Hills
Bookings: 08 8389 9119 or
0419 803 708
Discount for Rose Society Members



FRAME THAT PICTURE!

Original Artwork - including all Acrylics, Oils, Watercolours, Pastels, Tapestries,
Cross Stitches, Small & Large Canvases

Also - Degrees, Certificates, Accreditations, Photos, Prints & Memorabilia
Old portraits, photos & frames restored.

QUALITY & PRICE? Absolutely the Best!

20% Discount to Rose Society Members

17 Broughton Avenue, Mitcham SA 5062

Contact Murray by phone: 8272 9668 or 0404 835 657

EMU PICTURES - Custom Framing



VOLUNTEERS WANTED

To ensure all Rose Society of South Australia events are a success

Members are encouraged to volunteer for one or more of the many tasks
required to run our society.

The continued success of our Society relies on our members participating in
the many events that take place throughout the RSSA year.

It can't happen without your help.

Please contact our Secretary Wendy Trimper
rssasecinternode.on.net 0478 107 260 or
President, Gavin Woods gbwoods@adam.com.au 8821 3897
to discuss how you would like to be involved.

There is no shame in not knowing...the shame lies in not finding out.

What Rose is That? - Identifying Garden Roses Presentation by Doug Gregory at the 2016 Spring Show



We are reminded quite often, 'a rose by any other name would smell as sweet'. But smell is not the only characteristic of the rose that we love. Colour, form, texture and memories of people and past events create a wonderful web of intrigue and sense of wonder about the flower we call a rose. Just seeing a dark red rose can bring to mind many events and feelings that for the most part have been lost, lost in a memory bank awaiting for something or someone to unlock and be re-discovered. This creates a need, even a desire to know the names of the roses that we admire, the particular name of the flower that unlocks our treasured memories.

Having joined the Rose Society, I became interested in assisting at the various events organised to promote the rose and to help with the horticultural aspects of rose growing. It soon became obvious that many of the queries presented to the assembled experts, involved the identification of a rose variety. The assembled knowledge base was quite extraordinary, but many queries still went away with a 'best guess' answer. I started to wonder 'why' it was that the name given was only a 'best guess'. So a study of the varieties began with a steady increase in the number of rose related books in our home library. Of course, this was all before the internet.

The late Eric Trimper was always at the ready to help anyone that showed an interest in roses and he was able to supply me with the David Ruston's bud wood catalogue (circa 1990). The list showed the name of the rose, the type, the breeder, the year bred and colour. These were all roses available to rose growers in Australia starting from very early times. One variety per line on an A4 page and sixty per page. Three thousand, or so, varieties on about fifty pages. Quite some list. One of my other interests, stemming from their introduction, was the home computer. The challenge was to put the two together.

A database was the obvious answer, and with some long service leave in 1995, the two were blended. Twenty plus years on and new roses are still being added and the structure is being refined for user ease of use. I determined very early in the development phase that a colour photo was perhaps the most

likely characteristic that could most easily be used for identification. How a photo was to be matched with 'what rose is that?' wasn't even considered. The main task was to document the roses, their characteristics, availability and text references. Needless to say, the technology has changed and the introduction of the digital camera has been the single most useful change to assist the cause. The database still has some of the original scanned photos. They tell a story but lack the vibrancy of a good digital photograph.

I am now armed with records of over five thousand rose varieties, and of these, photos for two thousand five hundred of them, from all Australian states. The question that still needed to be answered should have been within sight of a solution. But, the answer, until a couple of years ago was still quite elusive and the assessment of the database could be summed up as follows. 'A useful means to track down an answer and to give a best guess answer, but still required a fair bit of intuitive thinking to ask the database the right questions.'

To alleviate the need to ask all sorts of questions about the 'unknown rose' an extra 'ability' has been added. This 'ability' finds roses with a similar colour.

If an 'unknown' rose is dark red in colour and looks like 'Mister Lincoln' a search for 'Mister Lincoln' is done and other roses with a similar proportion of red, green and blue in their colour can be found. The final list may contain fifty or more roses. Reducing the amount of variation allowed, may reduce the list to twenty or so. These can then be viewed, a dozen at a time next to each other, on the screen. If the rose presented for identification is in the database, with a photo, then there is a fair chance it can be named.

The difficulty inherent in creating this ability, was dealing with the variation of colour in any given rose variety. This variation is a result of a number of factors that include the current weather conditions, the season and the age of the bloom. Many blooms fade as they age. Because the different chemicals that create the perceived colour are affected in different ways by light and heat, one or more of the colours may be extinguished or give the effect of a different colour. We all know how 'Mister Lincoln' under certain conditions will turn 'dark blue' or 'purplish' and 'Double Delight' has a chemical that gives it a red edge when exposed to the sun.

Another factor is in the way in which we perceive colour. Our eyes don't always see the same colour in the way that another person sees that colour.

What Rose is That? - Identifying Garden Roses (cont)

Colour blindness is the extreme of this situation.

I was surprised and pleased that the process I used turned up varieties which are so similar in colour. Some oddities do occur, but these are easily discerned.

For a particular variety I selected a part of the photo that I thought best represented the colour of the bloom. The application (or as we have come to know these once called computer programs : app.) 'Digital Colour Meter' was used to find the average of the pixels selected for the red, green and blue that make up the colour on the screen. The values recorded were between 0 and 255 for each of the three colours. The percentage of each colour was then determined and recorded. This meant that the variation in the lighting conditions at the time the photo was taken were minimised. The numbers for the same colour in bright light would be larger than those achieved in dull or indoor situations, but the percentages should remain somewhere near the same.

As an example : 'Mister Lincoln', its colour check using the colour app. and a screen sample about 0.5 cm x 0.5 cm. : Red - 188, Green - 5, Blue - 59. The relative percentages calculated as : Red - 75%, Green - 2%, Blue – 23%.

When a search variation range is entered as 2% (this value can be altered between 0 and 5% in 0.5% increments for each of the three colours) the varieties with Red 73% to 77%; Green 0% to 4%, Blue 21% to 25% are found. The list found within this colour range extends to 27 varieties. This is restricted to 12 if the same type (Hybrid Tea in this case) is found. Restricting the variation to 1% changed the found sets to 11 and 5 respectively. Hopefully, the question, 'What Rose Is That?' can be answered from the search list shown.

It's easy to check out the features of a rose variety of a given name, on any number of web sites. It's a little more difficult to track down a particular variety without knowing its name. Hence the reason I have continued expanding the database. But it can also be used to do so much more. Name tags for the garden, 6 x 4 photos, slide shows, tagged sets, rose problem solver, nursery catalogues, text books and breeders lists, catalog your own roses with notes, prepare and print for talks or lectures etc. etc.

Although 'What Rose Is That?' can still be a hard question to answer, it has become much less frustrating to find the 'best guess' answer.

See Editor's recommendation on the next page.

EDITOR'S RECOMMENDATION

Having acquired the Rose Database mentioned on the previous page several years ago I can thoroughly recommend it. Having attended Doug's presentation at the recent Spring Show I have since updated to the latest version and I look forward to testing the RGB feature to try and identify several roses that we bought that were not true to label.



Doug has spent many hours developing the database and is continuously improving it.

The database comes with an 8 page instruction booklet and can be purchased for \$25 from:
Douglas R Gregory
PO Box 284 Melrose Park DC 5039
Enquiries: dgregory24@bigpond.com

DO ROSES REALLY NEED 6 HOURS OF DIRECT SUNLIGHT?

The 'Climbing Iceberg' pictured below has been growing under a pergola with a Suntuf roof for 10 years without any direct sunlight.



Everyone thinks of changing the world but no-one thinks of changing themselves.

Getting old is easy - having fun at it is the trick.

CLIMBERS FOR THE HOME GARDEN

Presentation by Maureen Ross at the 12 October 2016 Monthly Meeting



The advantage of landscaping with climbers brings another dimension into the garden. Creating height with structures using tripods, posts, arches, or training on fences bring colour and added interest in an otherwise flat vista. With house blocks becoming smaller and reduced garden space, climbers are a valuable means in building up a colourful garden.

The use of climbers is limited only by your imagination.

Covering unsightly sheds or fences, over pergolas, for privacy screens, over an archway, on verandah posts, over embankments or walls, all add to the garden an extension of colourful effects and interesting views.

Growing climbing roses is no different from growing bush roses except they need a frame or simple structure to support their canes. They will accept plenty of sunshine, reasonable soil, away from robbing tree roots, and watering once a week in the summer months.

Most climbers grow their long canes during summer through to early winter. These young canes do not produce flowers until the following Spring, 6 to 9 months later. If a young climber it may not be necessary to prune any canes for 3 or 4 years, but the plant should be developing many new canes to cover the structure. Once you feel the structure is covered to your satisfaction remove an old cane at the base and replace it with a new cane.

During the flowering season remove the finished flower sprays along the canes with a short stem, leaving two or three leaflets on a short 'spur' to allow further flowers to develop.

There are hundreds of climbers from which to select. To reduce the numbers from which to choose, you need to research the qualities and any special features they offer before you buy.

Over 50% of the climbing roses available produce flowers in the spring to summer season only. These are so stunningly beautiful their display is quite overwhelming, so don't be disappointed with only one flowering. Like the beautiful white, five petal 'LAEVIGATA' a species rose from the Himalayas introduced in 1759, a vigorous and spectacular climber.

But with limited garden space, we can select from the climbers which have been introduced over the past 100 years where flowering is almost continuous from spring through to winter.

These are divided into natural climbers with no bush equivalent, and those which have produced climbing shoots or mutations from a bush rose.

If coming from a bush rose of the same name the prefix 'CLIMBING' must be used in catalogues or plant labels to know the difference. Examples are 'CLIMBING GOLD BUNNY', 'CLIMBING ICEBERG' or 'CLIMBING CHINA DOLL'.



Well known climbers which do not have the prefix 'climbing' added to their name are the popular 'PIERRE DE RONSARD', 'ZEPHIRINE DROUHIN', and 'DUBLIN BAY' all natural climbers only, with no bush types known.

The growing size of climbers can vary enormously, from small climbers suitable for verandah posts, arches or small fences, to vigorous growers more suited to cover pergolas, sheds, or up into trees.



Some shrubs can also be used as climbers but grow in a different manner as they produce numerous long branches in a spreading cascading manner, with multitudes of flower sprays along the branches.

This group is easy to grow, most are very hardy, making excellent hedge rows, as a background to the garden, and for privacy or screening. They do not need a structure as are self supporting, but can be very effective grown on a tripod (three posts joined together at the top) or against a single post up to 2 metres tall, so the



Climbers for the home garden (cont)

long branches can be attached to it. If there is a path beside the climber and access is necessary, this is where a thornless variety is perfect. Consider 'ZEPHIRINE DROUHIN' or her sister rose 'KATHLEEN HARROP' or the delightful 'CREPUSCULE'.

Several miniature roses have mutated into climbers, offering spectacular flowering climbers. The spectacular 'CLIMBING PINKIE' and 'CLIMBING CHINA DOLL' are virtually thornless climbers with massed flowering and are highly recommended.



'Cocktail'



'Lamarque'



'Mme Alfred Carrier'

The most successful climber of the past 30 years is definitely 'PIERRE DE RONSARD', bred by Meilland of France and released in Australia by Ross Roses in 1986. We were the first in the world to have this rose which was immediately popular. Overseas this rose is known as 'EDEN ROSE'. It has become so well known because it is successful in almost every aspect of the garden where a climber is required. 'CLIMBING GOLD BUNNY' comes second in the popularity stakes. If yellow is wanted there is none better in my opinion.

There are others which are perfect for special colour effects – 'WESTERLAND', 'CLIMBING RUSTICANA', 'COCKTAIL' and 'WATER MUSIC' which was bred from the climber 'Handel' in 1982 by Ron Bell, a well known Australian rose hybridist of that time. I will repeat 'DUBLIN BAY' (bred by McGredy) as there are very few ideal red climbers

and this is definitely the best. These are all long flowering and hardy in our hot summers, with a moderate growth habit for the average garden.

To discuss other lovely climbers are 'LAMARQUE' (1830) which is a favourite of mine, 'NEW DAWN' (1930), 'CLAIR MATIN' another from Meilland in 1960, 'CLIMBING CHARLES DE GAULLE' a recent release, found in our nursery last



'Buff Beauty'



'Sea Foam'

year, 'CLIMBING CHATEAU DE CLOS VOUGEOT' (of 1820) and 'MME ALFRED CARRIERE' in 1879. The ever popular and spectacular 'CLIMBING ICEBERG' has graced Australian gardens since 1968.

Then there are several shrubs, many of which can also be used as climbers like 'BUFF BEAUTY' (1938), 'CORNELIA' (1925), 'CARABELLA' an Australian bred rose in 1960, and David Austin shrubs like 'ABRAHAM DARBY' and 'GRAHAM THOMAS'. Shrub-type climbers can grow quite different as they produce numerous long branches, spreading in a cascading manner with multitudes of flower sprays along the branches. This group is easy to grow, very hardy and flower

freely.

Groundcover roses are also part of this story as they are really a smaller version of a climber - just low to the ground and spreading, which can be used successfully in some landscapes. Award winning 'PERFUME CARPET' (2014), 'RENAE' (1954) and 'SEA FOAM' (1964) are ideal to cover embankments or sloping ground.

I hope I have given you some ideas where you may plant one or two of these most attractive roses. Don't feel they may be too difficult to manage, start with a small climber, and you will soon find they are just as easy as bush roses and give a spectacular display every season.

Example is not the main thing in influencing others, it is the only thing.



Wagners
ROSE NURSERY

2017 releases now online

One of Australia's largest and established
rose nurseries, with over 600 rose varieties
field grown in pristine Kalangadoo.

shop online at: wagnersrosenursery.com.au
tel: 08 8739 3321



WHAT'S HAPPENING IN THE NATIONAL ROSE TRIAL GARDEN?

Merv Trimper - Coordinator



The End of an Era. The NRTGA Coordinator for many years, Graham Douglass, has retired from this position at the 2016 AGM. We thank Graham for his (and wife Christine's) tireless efforts in coordinating the volunteers and events of the NRTGA. Graham has also provided many hours in the Garden and at home that have never appeared on the calendar of volunteer days. A BIG THANK YOU, GRAHAM.

I hope I can fill your shoes!

This year the NRTGA has received 45 cultivars for the 2016-2018 Trial. 16 of these are Australian bred roses. There are 10 Hybrid Teas, 16 Floribundas, 8 Shrubs, 3 Miniatures, 2 Mini Floras, 2 Climbers, 1 Pillar, 2 Mini Climbers and 1 Rambler.

The 2016 Awards Ceremony was held in October. This year one Gold Medal was awarded, to a Ground Cover, code CHEwsumstar, named Eye Shadow, bred by Chris Warner of U.K., exhibited by "Roses & Friends" Nursery. It was a worthy winner which stood out in the Trial. It was always healthy and in flower, and the bloom has a definite novelty factor.

The People's Choice Award, as previously announced, was the rose called "We Will Remember Them", a H.T. bred by Guillot Roses, France.

The other awards will appear in the 2017 Australian Rose Annual.

Thank you to our volunteers for the ongoing assessments and maintenance of the NRTGA. [If you would like to join this happy group please contact me \(mobile 0407 426 519\).](#)

The 2017 People's Choice weekend is on 8th & 9th April. Please keep this weekend free, to be involved in a great way of showing the Rose to the public and assisting in the NRTGA.



ROSE OF THE MONTH

October 2016 - Green Ice 'Green Ice' is a true Miniature Rose bred in the United States of America by world renowned rose breeder, the late Ralph Moore, who is often referred to as the Father of Miniature Rose breeding.



'Green Ice' was released about 45 years ago, in 1971, and is still a very popular miniature grown by home gardeners.

The tightly pointed buds open to a white to light green flat flower, with dainty stamens which appear to be bright green in colour. The flower is truly miniature having up to 25 petals within a 25mm diameter. It is in constant flower from October to June.

The plant has small, glossy, leathery foliage which is reasonably resistant to pest and disease damage and is ideal as a container grown plant, growing to a height of approximately 45cm when planted in a 250 – 300mm diameter pot. It also performs well when planted in a hanging basket, as it can be encouraged to develop a spreading growth habit, if pruned correctly. When regularly deadheaded, this rose produces clusters of 4 – 6 blooms which have a mild fragrance.

'Green Ice' is also ideal for low borders or hedges and makes an excellent alternative to English Box hedges. It can be readily reproduced from cuttings, taken around May, and is nearly always available from Rose Society Rose Shows. 'Green Ice' is also listed in Treloar Roses and Wagner's Rose Nursery catalogues.

Text: Dean Stringer Photo: Melanie Trimper

November 2016 - Sunstruck 'Sunstruck' is a Hybrid Tea Rose bred by Tom Carruth (USA) in 2004 and released by Weeks Roses in the USA in 2006 as 'Sunstruck'.



This large flowered rose has enormous round petals which create a lovely classic flower form of deep yellowgold, blushed and bordered with apricot orange. A surprising bright yellow

peacock fan pattern on the reverse of each petal gives this rose its name. Long straight stems with deep green leaves carry each flower which has a light fragrance of fruit.

The rose has 26 to 40 petals with an average diameter of 12 – 15 cms which repeat blooms throughout the season. The medium sized bush ranges from 1.4m to 1.6m with an average width of 1m and has good disease resistance. These magnificent flowers are generally one to a stem and have an attractive round outline with a high pointed centre and quite often appear on the Show Bench. The blooms make a great display in vases lasting up to 10 days. This rose performs very well in our hot and dry climate.

Text and photos: Tony Hanna

DECEMBER 2016 - JULISCHKA



Julischka is a Floribunda rose bred by Mathias Tantau, Jr., (B. 1912 – D. 2006) at Rosen Tantau in Germany in 1974.

This unusual modern floribunda rose produces large, good quality, cluster flowered heads on strong stems creating a colourful garden display.

The bright scarlet red blooms are semi-double with about 20 wavy petals, prominent yellow stamens and a mild floral fragrance.

The bush grows to 1m in height with a slightly spreading growth habit reaching 1.4m wide. It is a hardy bush with glossy foliage, reasonable disease resistance and good repeat flowering from spring until late autumn.

Julischka is not widely grown these days except by specialist growers and collectors, but due to the large sprays of brilliant red flowers and long pointed buds it was a favourite on the show bench for many years.

Available from Reliable Roses, Silvan, Victoria.

Awards:

GOLD MEDAL - Gold Star of the South Pacific, New Zealand 1976

THE GOLDEN ROSE AWARD, The Hague 1982

Text and Photos: Melanie Trimper

Membership Fees

New Memberships

Single \$25

Joint \$30

Junior \$5

New Memberships (from 1st April 2017)

Single \$30

Joint \$35

Junior \$5

Renewal of Existing Memberships due 1st April

Single \$25

Joint \$30

Junior \$5

Advertisements

Photos, diagrams, line drawings can be included and will be printed at an appropriate size.

Cost: Quarter page (A7) \$30, Half page (A6) \$60, Full page (A5) \$120

Current circulation is approx 1000.

NOARLUNGA ORCHIDS and ROSES

180 Commercial Road, Seaford Meadows

Phone: (08) 8386 1581

Large variety of potted roses all year
round at reasonable prices

Open 7 days 10am - 5pm

MEMORIES OF THE PENOLA SHOW

Glenys Mulligan



After such a wonderful wet winter and spring, or no spring really, the question at the show was, will we get entries. The entries were down, but we had new exhibitors which was good news for the rose stewards.

One of the new exhibitors, Stella Scanlon, entered a near-perfect Pope John Paul II and won the Grand Champion prize.



Stella Scanlon & Barry Mulligan

Barry Mulligan, owner of St Mary's Wines, handed over the cheque for \$1000 to a very thrilled Stella.

Geoff Eckermann won the runner-up to the Grand Champion rose. Sash and prize were presented to Geoff by Glenys Mulligan.



Glenys Mulligan and Geoff Eckermann

Congratulations to Geoff who is a member of The Rose Society of South Australia, Penola Show Board and great promoter of the rose.

It is all worth it, looks good and smells divine.



Before the show



Looks good and smells divine

JAMESTOWN SHOW

Brenda Burton



Once again a very lovely show, despite the shocking weather this year.

Sadly missed were the children this year, as there were no participants showing flowers, however there was a painting competition which was well patronized. Perhaps we will get the children involved in the main hall next year, having made a few suggestions to Anne Redden, co-ordinator of this event.



There were about 200 exhibits, all extremely good. The winning Rose 'Gold Bunny' was won by Chris Catt. The best flowering plant was won by Aileen Robinson with a lovely pink Azalea, (she was winner of the large garden competition too). Floral art was a nice table arrangement won by

Anne Messenger, the beautiful pure white Iris was won by Rae Harding.

The show was opened by Charter member Rosemary Martin, she was a founder member of this event 10 years ago.

It was a great weekend once again. Well worth a visit by our Rose members, perhaps next year!

EUDUNDA SHOW

Dean, Peter and myself judged this show on Sunday 13th November, an extremely cold and rainy day. It was only 10 degrees when we arrived and it didn't get much warmer. However, there was a great turn out, with over 350 exhibits in a crowded hall.

The Floral art which I judged, would have had over 50 exhibits, all of a very good standard. The exhibit that won grand was a dry, artificial arrangement, which I thought very creative and clever. It was a posy made out of stiff paper.

(continued on next page)



Melodie Missen's exhibit

Murray Rooke's exhibit

Lois Lewis' pansy

The actual cut flowers took Dean, Peter and myself over an hour to judge. They were quite close together which was a shame, as they would have had more impact had they been spread out a little more. Never-the-less, impressive. Murray Rooke won Champion with his lovely Gladiola.

The flowering pot plant I really liked. Dean and Peter gave the Champion under 17 to Stephanie Tilbrook.

The champion short stem went to Lois Lewis with her Pansy. Lois also won champion pot plant.

There was an under 10 section. The arrangement I liked in the unusual container, went to Ameliah Whitworth. Ameliah also won champion for her pot plant. The children's section was great to see. I love to see children exhibiting; after all, without them there will be no future exhibitors.

The over all show was a joy to see, lots of colour, lots of flowers. Great effort Eudunda, well done.



Some of the 2016 Spring Show Exhibits

THE SOUTH EAST BRANCH REPORT

Betty McKee - Photos by Marjorie Todd



After weeks and weeks of stormy weather and cold temperatures we thought our November meeting would be bathed in sunshine, however our meeting day was wet and windy and it was thought that not many people would come, especially travelling an hour or so to get to Harrow, visiting Merna and Ralph Zwar's heritage rose garden and Pat Holmes' garden. Thankfully we had a very good attendance and we enjoyed Pat's scones with jam and cream.



The front of the Zwar garden



The Garden Pathway



The New Heritage Rose Garden

On arriving into the sheltered valley/historic township of Harrow the rain eased and the sun popped out for a few minutes, and all the roses lifted their heads for us to appreciate their beauty.

Merna and Ralph's garden set, on a very very steep hillside, is entered through an impressive gateway made by Ralph, with the road winding up to the left for 200 – 300 metres to the house nestled in to the hill side, with a set of steep, wide, impressive steps to the house. I thought I was entering Camelot.

The new heritage rose garden planted on the steep hillside starting at Ralph's entrance gate, was started around 4-5 years ago and mass



The Rustic Structure

planted with heritage roses, about three quarters of an acre in size. In the middle of these roses is a rustic structure, a half dome around 12' high and 15' wide with a rustic iron pedestal pot sitting on a pillar of stones under the structure in the middle. Over the structure were growing 'Fortune's Double Yellow', 'Bouquet d'Or, Reve d'Or' and 'Duchesse d' Auerstadt' roses. There was a 'velvet leaf rose' winding itself up an old stump.

In the older part of the garden there are several arbors with either wisteria or roses growing over them. There are two major pathways going through these arbors that have high banks on one side and a downside, all planted with roses, shrubs, perennials and bulbs. As you walk up through these pathways the roses just wrap around or above you with their heavenly scent.



Pat's Garden

Entering Pat's garden through the carport planted with climbing plants and a rhododendron that was out in magnificent flower, you are hit with



One of Pat's Arbors

the abundance of colour of roses and perennials. Entering the only flat surface about 20' x 20' through an archway covered in Bloomfield Courage, the garden then goes up steeply to a stairway to heaven. There are two pathways up steps made out of stones/rocks and bricks, that Pat has collected and laid herself. To enter these pathways you go through arbors of wisteria and three quarters of the way up the ground is terraced for seating, to sit and contemplate with a glass of wine.



Merna & Pat

On Pat's front verandah there is a pedestal urn with a dendrobium out in flower. It was quite eye catching. I think I also should mention that Pat uses a terracotta grouting powder. or a wood stain, to antique her stone pots and seats to blend in with all the terracotta brick pathways.

Next Meeting: At St Mary's Vineyard, 1pm Sunday 26th February. Guest Speaker. Members to bring a small plate of afternoon tea, no chairs.

Note: We will be in an air-conditioned room for the meeting.

Chaffey Rose Club Trip to the Copper Coast 22nd – 24th April, 2016 by Shann Hausler

Phase 2 of our 20th Anniversary celebrations for 2016, was a bus trip to the Copper Coast.

After leaving Renmark bright and early on the Friday, we picked up a small contingent from Loxton. On board we had 23 people; 2 from the Riverina, 2 from Sunraysia and the remainder from the Riverland.

After a morning tea stop of fresh fruit and home baked goodies, on the banks of the Murray River at Morgan, we then proceeded on to Auburn, where we visited Simpson Rice's Creek Plant Nursery and Gift Shop.

At Riverton, we visited the town garden of Ross and Jill Kemp. We were greeted by a row of magnificent standards of 'Madame President', a cluster flowered, Sam McCredy rose, developed in 1975.



'Madame President'



Shirley Sylvia and Elaine Scheer

Also in the front garden were the largest 'Papa Meilland' roses we had ever seen. The perfume of this old favourite, was stunning.



'Papa Meilland'

This was our introduction to the Kemp's garden. Ross explained they had been at this site for 11 years and when they first arrived, there was no garden. Ross talked about the vagaries of soil; such as their iron deficiency and Bay of Biscay soil; and how they dealt with it. Ross and Jill have paid a lot of attention to colour

co-ordination when selecting their plantings. They are also going into Delbard roses.

In their front garden were plantings of 'Black Caviar', 'Chrysler Imperial', 'Queen of Hearts', 'Ashram', and arches of 'Compassion' and 'Devoniensis'. The backyard was a delight, with roses putting on a colourful and lush autumn display. 'Peter Frankenfeld', 'Kardinal', 'Queen Adelaide' and 'Charles de Gaulle', were all flourishing, with a colourful 'Gold Bunny' near the fertilizer shed. Lastly, Ross took us through his fertilizer regime, with his modified and improvised equipment, that he uses to dispense his fertilizer.

The shoppers amongst us were spoiled as we had not one, but two Opportunity Shops to browse in, in Riverton. Non-shoppers enjoyed the memorabilia in the Wheelwright and Blacksmith Museum.

At our next and final stop, we received a warm welcome at the Kadina Highway Inn, where we were to spend the next 2 nights.

Saturday morning saw us visit the Kadina Peninsula Nursery and Pet Store. It was just as well we had a large bus, as there was a sale on pots and many of us purchased both pots and plants.

Next, we made an unexpected visit to Jan White's large suburban block in Kadina, (a previously organised garden visit owner had to cancel due to sickness). Jan and her late husband originally had a station in the Flinders Ranges, so Jan featured many of the Flinders Ranges plants, shrubs and trees in her native garden. She had many wattles, eremophilas, correas, saltbush and an interesting specimen of a fruiting native apricot, in a hanging basket. There was a large variety of native birds in Jan's garden and these contributed

to the calm, peaceful atmosphere in the garden.



We spent a delightful lunch time in Moonta, shopping and browsing in a variety of shops.

Saturday afternoon, we visited Gavin Woods and Kim Humphries' home and garden in Kadina. Gavin loves big

Chaffey Rose Club Trip to the Copper Coast (cont) by Shann Hausler

Hybrid Teas, although he admitted he is developing more of an affection for old garden roses. Gavin generously shared many of his tips for growing and exhibiting roses. Many of us were astounded that he did not deadhead. Gavin gave us a fascinating demonstration of presenting and pelleting several of his roses, one was the spectacular 'Peter Frankfeld'. Kim and Gavin provided a delicious afternoon tea for us, including the option of a glass or two of wine.

Saturday evening we enjoyed a meal on the Walleroo foreshore, next to the jetty. Many of us enjoyed a stroll along the jetty after our meal; watching people catch blue swimmer crabs.

Sunday morning we set off for Les Johnson's garden at Port Wakefield, where he grows more than 600 roses in pots. Les describes his garden soil as sandy grit. He described the difficulties he has growing roses in his soil and how he has perfected his technique of growing Exhibition Roses successfully in pots. Les demonstrated his potting techniques and also showed us how to deal with rose gall. He generously shared many tips for growing roses in pots and how not to blow the budget; when purchasing fertilizer, potting mix and pots.

Les had many different types of roses in bloom, but those most admired were: 'Sally Holmes', 'New Penny', 'Starlight', 'Eiffel Tower', and 'Arturo Toscanini'; all in pots.

After a delicious morning tea, we farewelled Les, and we set off for Virginia, where we spent an hour and a half at the large Virginia Nursery.

Our final stop was in Tanunda, where we were welcomed into the suburban garden of Mary and Ian Frick. Mary's roses were very healthy and enjoying an autumn flush of blooms. We particularly admired 'Lacey Parasol', 'Sally



'Heaven Scent'

Holmes', 'Heaven Scent', and 'Baron Edmond de Rothschild'. The beautifully scented Delbard rose, 'Chartruse de Parme' in the front garden created lots of interest and many of us went back a second time, to bury our noses in the petals!

Ian and Mary and members of the Roses in the Heartland group served us a beautiful afternoon tea on the back patio. It was a special treat to catch up with everyone and we are keen to organize a future combined event, with

Mary and her group. We were delighted, as usual, to have Malcolm and Ruth Watson join us at afternoon tea and renew many old friendships.

A happy group departed Tanunda, for the last leg of our journey home. We all joined in thanking Fleur for her organizational skills, in putting together such an informative and enjoyable trip for us.

**YOU ARE INVITED TO THE COMBINED
BRANCHES WEEKEND - MOUNT GAMBIER
NOVEMBER 17TH, 18TH & 19TH 2017**



Opportunity to meet and socialise with Rose Society members from other Branches in the beautiful South East of S.A.. Visits to local gardens and the Umpherston Cave. Saturday night visit the beautiful gardens at 'The Barn' followed by dinner and our Guest Speaker Jill Collins, facilitator in assisting survivors of the Victorian bushfires.

If you wish to participate, please send expressions of interest to:

Elizabeth Newell, Secretary, SE Branch. email: newell@holmfirth.com.au or phone: 08 8764 6038

ACCOMMODATION – book direct with The Barn, phone 8726 9999.

A RAMBLING ROSARIANS bus trip will be organised in conjunction with this weekend. Leaving Adelaide Friday morning and returning early evening on Sunday. Expressions of interest to Wendy Trimper, Secretary RSSA, email rssasec@internode.on.net or text message to 0478 107 260.

THE STORY OF DAVID AUSTIN ROSES

By Melanie Trimper



I have been passionate about David Austin English Shrub Roses for over 20 years. I have had great satisfaction growing many Austin Roses and if I can entice you to plant and grow one new Austin Rose, I will be happy.

David Austin began breeding roses as a hobby when he was a teenager. He was a farmer in the 1940s when he decided to breed a more beautiful rose. He had a dream of crossing modern roses, such as Hybrid Teas and Floribundas, with Old Roses from the 18th and 19th centuries (such as Damasks, Bourbons and Gallicas), to create an entirely new kind of rose with the look, charm, beauty and fragrance of old roses combined with the qualities of modern roses with their wide colour range, repeat flowering and good disease resistance. This was an admirable idea, but it was not easy to achieve. It took many years of experimentation, but slowly he realised his dream. These roses became known as David Austin English Shrub Roses. Today many are among the world's most popular roses.

In 1961 David launched his first English Rose named 'Constance Spry'. By the late 1960s he had a group worthy of introduction including 'Wife of Bath', 'Canterbury', 'Chianti' and 'The Knight'.

David's breakthrough came in 1983 with 'Graham Thomas', 'Mary Rose', 'Tamora' and 'Heritage'. In 1986 he released 'Gertrude Jekyll', one of the most fragrant Austin roses.

In Australia, David Austin Roses became popular in the 1980s. Many of them did well and thrived in our climate, they also mixed well with other plants in cottage gardens which were fashionable at the time.

David Austin celebrated his 90th birthday last year. He has been breeding roses for 75 years, but has no plans to stop. He is still supervising the breeding program; his son, David Junior, is managing director and grandson Richard looks after marketing.

It was a great pleasure to visit David Austin Roses at Albrighton in June last

year. The nursery is on 50 hectares, in Shropshire, between Manchester and Birmingham.

The extensive property includes glasshouses, rose fields, retail shop, plant centre, restaurant and one of the best display gardens in the world. The garden features over 700 varieties of roses on two acres. The garden is divided into five sections, each with its own theme, adorned with sculptures by the late Mrs Pat Austin who was an artist.

The largest is The Long Garden where the beds of shrub roses were covered in buds and the pergolas supported fragrant old garden roses which overhung the walkway. Brick walls provide a background for the formal Victorian Walled Garden where the focal point was an angelic stone carving surrounded by roses. The Renaissance Garden is the loveliest of all, and is devoted to David Austin English Shrub Roses. This romantic masterpiece celebrates the colours, fragrance and versatility of these elegant roses which bloom from late spring to early winter. The Lion Garden features roses with perennials for added interest and standard roses for height. The Patio Garden demonstrates English Roses growing in large pots. This is important as gardens become smaller, increasing numbers of roses are being grown in pots.

We were fortunate to have a guided tour of the rose fields. We saw roses in the trials that will not be released until 2023. David Austin Roses' breeding program is world class and on a huge scale. Currently they do anywhere from 75,000 to 100,000 individual crosses per year.

The 2016 release 'Roald Dahl' was one of 50,000 crosses from 2008. Hybridising is a process where the characteristics of two different roses are combined, it involves pollinating individual flowers, which is done using a paintbrush.

The rose hips produced 175,000 seeds, each with a unique DNA. Of those seeds, 96,000 germinated and grew into seedlings. In 2009, around 10,000 seedlings were trialled. Over the next seven years, the roses were assessed for health, beauty, scent, form, colour and performance. Finally, just three varieties remained, 'Roald Dahl' and two others were launched at the 2016 Chelsea Flower Show.

David Austin has released over 230 rose cultivars. Two of his favourites are the fragrant white pillar rose 'Claire Austin', named after his daughter, and

THE STORY OF DAVID AUSTIN ROSES (cont)

By Melanie Trimper

pale pink 'Olivia Rose Austin', named after his granddaughter.

David is not ready to retire. "I think my latest roses are some of the best I've ever produced ... even after a lifetime of rose breeding, the subject still fascinates me," he said.

Another innovation was introduced in 2004 when David Austin Roses launched their first collection of luxury cut roses for the floral industry. Their beauty and fragrance have made them popular worldwide, especially for weddings.

I have listed my top ten favourites, which are well suited to our conditions. Kelvin and I have over 100 different cultivars of Austin roses in our garden at Salisbury Heights. Austin Roses come in all shapes and sizes from compact neat bushes through to large shrubs, pillars and climbers. Consider not only the flowers and colour, but also the size and growth habit of the rose.



1. 'GRAHAM THOMAS' - This is still the most popular Austin variety worldwide. In our climate it is best grown as a climber trained against a trellis or fence.
2. 'MUNSTEAD WOOD' - Wonderful deep red colour, low shrub, good disease resistance, complex Old Rose fragrance.
3. 'AMBRIDGE ROSE' - One of the most prolific flowering Austin Roses. Medium sized apricot blooms with myrrh scent. A tough, trouble-free rose.
4. 'TROIILUS' - Loves our climate. Unusual buff colour. The large blooms are ideal to cut.
5. 'PAT AUSTIN' - The copper colour was a breakthrough. Medium-sized compact bush or ideal as a standard.
6. 'MOLINEUX' - Free flowering and healthy with a musk and Tea Rose fragrance.



7. 'SHARIFA ASMA' – This elegant pale pink rose, on a short upright bush, is an old favourite. Cupped flowers open to form a rosette and have a lovely fruity fragrance.

8. 'THE DARK LADY' – Healthy bush, covered in large crimson red flowers with strong Old Rose fragrance. Great for repeat flowering, especially in autumn.

9. 'CLAIRE ROSE' – One of my all-time favourites. Our bush is 20 years old and still looks great. Charming pale pink flowers in clusters, very good as a cut flower.



10. 'CLAIRE AUSTIN' – A small pillar rose with fragrant, white blooms. Awarded a Silver Medal in Adelaide's Rose Trial Garden.

My favourite Austin Roses have become friends, and I feel that I know all about them, their rich perfume and romantic charm, their strengths and their faults. None are absolutely perfect but they are certainly beautiful and unique.

SOURCES:

Smith C. (2016) Daily Mail UK, "A man of breeding" Website <http://www.dailymail.co.uk/home/gardening/article-3816026/A-man-breeding-David-Austin> viewed 20 Oct 2016.

Austin D. (1997) "David Austin's English Roses New Edition", Conran Octopus, London.



NEUTROG ORDERS IMPORTANT INFORMATION

Included with this Bulletin is a Neutrog Product order form.

The prices on the order form are only available to current financial members.

Orders will only be accepted on the enclosed order form by post, email or fax.

PHONE ORDERS WILL NOT BE ACCEPTED.

Credit Card payments must include the CVV number.

The closing date for orders is Friday February 17th, 2017. Make sure you keep a copy of your order and show your current membership card to collect your order.

The collection dates for Adelaide Metropolitan are:

Fri 17th March 2017: between 9am and 3pm

Sat 18th March 2017: between 9am and 3pm.

at Banner Mitre 10 Hardware, 2 Fullarton Road, Norwood

If you wish to collect your order from Neutrog, Kanmantoo this can only be done on Friday 17th March 2017 between 9am and 3pm.

These dates and times will be strictly adhered to.

If you are unable to collect your order during the above times, please arrange for someone to collect it on your behalf. **ORDERS NOT COLLECTED FROM BANNER WILL NOT BE RETURNED TO NEUTROG FOR COLLECTION.**

NOMINATIONS FOR LIFE MEMBERSHIP

The Council of the Rose Society of S.A. invites nominations for proposed Life Membership of our Society.

Any member may submit a nomination for another member whom they feel meets the criteria of special, outstanding and exemplary service to our Society and deserves our highest honour.

The nominations, together with a written citation are to be lodged by Wednesday, 12th April 2017 with the Society Secretary.



ROSE SOCIETY OF SOUTH AUSTRALIA

AUTUMN ROSE SHOW 2017

BURNSIDE COMMUNITY CENTRE

401 GREENHILL ROAD, TUSMORE

Saturday, 22nd April 12.00noon to 5.00pm

Sunday, 23rd April 10.00am to 4.00pm

Admission \$5.00

Members Free

OFFICIAL OPENING

3.00pm Saturday 22nd April 2017

FOLIAR FEEDING YOUR ROSES IN THE MODERN GARDEN

This article appeared in the April 2014 issue of The Rose Gazette, newsletter of the Orange County Rose Society in California, Carolyn Elgar, editor.

Plant nutrition can be a complicated subject. Basically, plants draw nutrients from the soil that have been transformed by microbic action into usable, chemical forms. There's a lot of chemistry involved – positive and negative ions, chemical attractions and repulsions. The overall pH of the soil has a great impact on what nutrients can be released from the soil, and too much of one nutrient can make another one unavailable to the plant. Soggy soils can hang onto nutrients as well. One way to deal with deficiencies in a quick and somewhat temporary manner is foliar spraying, in which the nutrients are sprayed on a plant's leaves, bypassing the barriers your soil may impose.

Greater Efficiency

A plants leaves contain small pores called stomata. These openings allow the exchange of gases and water between the air and the plant. They also will admit nutrients that are carried in a spray of water. In addition, the leaf tissues, or epidermis, is permeable and will also absorb liquids.

Foliar spraying can be much more efficient than fertilising through the soil, but its effects are not as long-lasting and there are no stored reserves the plant can access when nutrients are used up. Research has shown the efficiency rating of 8 to 20 times higher than soil fertiliser, but the amounts of nutrients available to the plants are smaller, therefore making foliar application more valuable as an addition to the fertilising program rather than its major delivery system.

Foliar spraying will get the nutrients into the plant faster than soil application. A publication from Midwest Labs in Nebraska lists these rates for 50% absorption of nutrients:

Nitrogen (as urea)	1/2 - 2 hours	Sulfur	8 days
Phosphorus	5 - 10 days	Zinc	1 - 2 days
Potassium	10 - 24 hours	Manganese	1 - 2 days
Calcium	1 - 2 days	Iron	10 - 20 days
Magnesium	2 - 5 hours		

Foliar fertilising can achieve two purposes. It can amend a nutrient deficiency due to various conditions in the soil. It also can provide a boost of trace elements and other growth chemicals that will enhance your feeding program.

Nutrient mobility

The mobility of nutrients both in the soil and in the plant tissues varies. Nitrogen, phosphorus, potassium, magnesium, sodium, and sulphur are mobile within the plant; water moves these nutrients up through the plant and into foliage and buds. Zinc and boron have limited mobility while calcium, iron, manganese, and molybdenum are considered non-mobile.

This lack of mobility, combined with soil conditions such as pH and the balance of nutrients, can cause a deficiency of these nutrients in parts of the plant. In particular, iron is very sensitive to pH and other nutrients can bond



Symptoms of iron deficiency

with it, inhibiting its spread into the plant. Iron helps maintain the stores of chlorophyll that is necessary for photosynthesis in green leaves. A deficiency shows as yellowing leaf tissue and dark green veins. Zinc deficiency is less common and also leads to interveinal chlorosis, as well as smaller, stunted looking new leaves. Calcium deficiency is uncommon in roses, but lack of it can inhibit bud development and weaken stem structure. All of these deficiencies show up in the new leaves first because the plant cannot move its stores of these non-mobile nutrients from older leaves into new growth.

Nitrogen is mobile, but easily leach from the soil. The plant uses quite a bit of nitrogen to produce foliage and stems – deficiency shows as an overall yellowing of the leaves and a weakening of stems. Older leaves are first affected because nitrogen is mobile and can be moved into new growth when there is a lack of this nutrient.

Other nutrient deficiencies can show in the plant's foliage as well, but they are harder to diagnose, and if foliar application causes an excess of them, toxicity can occur. Also, particularly with the mobile nutrients, too much of one can affect the availability of others. Because most home gardeners are not going to invest in a plant tissue analysis, the challenge of deciding

FOLIAR FEEDING YOUR ROSES IN THE MODERN GARDEN (cont)

which of these other nutrients is deficient and what to spray for this deficiency should not be taken lightly.

The most commonly used single nutrient sprays are iron and zinc. Because so many factors can inhibit the spread of iron throughout the plant, a foliar spray may be the best temporary fix for iron deficient yellowing leaves. Exhibitors spray both iron and zinc to increase the foliage and flower colour even when there is no sign of a deficiency. Specialty nurseries and internet resources offer various products that can be used for these sprays. It is not necessary to use the expensive chelated products you use in the soil, but be careful of burning plants with sulphates in warm weather.

Organic Sprays

A very common use of foliar sprays and one that is most effective, according to research, is in the application of trace minerals and growth acids. Gardeners often use one of the following foliar sprays to give their beloved roses an extra boost of health and colour:

Seaweed – Seaweed or kelp products contain small amounts of a large number of plant nutrients including nitrogen, phosphorus, potassium, calcium, magnesium, boron, and iron. The combination of starches, carbohydrates, and sugars from the ocean with the bio stimulating plant hormones in these products boost plant vitality and help reduce environmental stresses of drought, heat, and cold. Very low NPK numbers ensure that repeated application is safe. All plants benefit from this spray and it improves overall plant health.

Fish - Fish products are available as emulsion or fish meal. Fish byproducts are broken down into a liquid, most effectively by hydrolysis, which uses enzymes instead of heat in the process. The NPK numbers are low (5-1-1), but nitrogen is the major component. Some manufacturers may enrich their product with other nutrients or use a process to deodorise it. Repeated application is not harmful.

Compost Tea - Home composters can make a liquid tea from compost – there are various recipes, but basically compost is soaked in liquid for a time period then strained to produce a tea that can be used as a spray or a drench. The end product varies, depending on the compost content.

Organic Fertilisers - Most organic fertilisers, especially single nutrient ones, have instructions for foliar application included on the package. Alfalfa, bat guano, feather meal, earth worm castings and other products can be made into a liquid spray, but follow the directions and pay attention to what is in the product. For example, bat guano is very high in nitrogen, which could burn delicate foliage.

Epsom Salts - Epsom salts consists of magnesium sulphate (around 10% magnesium and 13% sulphur). Magnesium fortifies cell walls and improves uptake of other nutrients. As with iron, foliar application bypasses passage through the soil where magnesium can be trapped by mineral imbalance. In addition, it is easily leached from the soil and is sensitive to high or low soil pH. Extremely water soluble, 1 tablespoon of Epsom salts per gallon of water is what most recipes recommend. This spray should be applied on a limited basis as magnesium can affect calcium or potassium absorption. Magnesium helps in the production of chlorophyll; a small, informal study by the National Gardening Association concluded that Epsom salts sprays produced more and greener foliage on roses.

Correct Application

One challenge in using foliar sprays is their effectiveness is very dependent on proper application. These factors are essential for successful foliar feeding.

Environment - It is best to spray when temperatures are mild and humidity is high, usually early in the morning or in the early evening. A major drawback to foliar spraying is leaf scorch. The plants should be well watered and the leaves turgid. Don't spray on a windy day.

Method - It is essential that the product is well dissolved in water. One trick is to mix a small solution of the product with warm water until it is dissolved and then add it to the rest of the water in the sprayer. Keep the sprayer's contents agitated, by pumping or shaking. If you have chlorinated water, allow the water you're going to use to sit in an open container for a day so that the chlorine dissipates. It is a good idea to have a sprayer that is only used for foliar feeding. Don't combine products if it will result in solid particles in the liquid. A fine spray is best and it is important to wet the underside of the leaves because those tissues have lots of stomata. The longer it takes the solution to dry on the leaves, the more likely it is that the nutrient will be absorbed.

FOLIAR FEEDING YOUR ROSES IN THE MODERN GARDEN (cont)

Additives - Water itself maintains a surface tension that works against absorption. Most manufacturers recommend using a surfactant to decrease that tension. In addition, an additive can modify the pH of the solution, which affects absorption. A pH of 4.5 - 5.5 has been found to be most effective in applying a spray product. Different companies have their own surfactant products. These additives can help the spray spread over the leaf, wetting it for a longer period of time, aiding in tissue penetration. They also help prevent leaf scorch.

Foliar spraying is a good remedy for deficiencies in plants caused by differing soil conditions that immobilise nutrients such as iron and as a quick fix for nutrients that are easily depleted such as nitrogen. Sprays of trace elements and growth acids are particularly useful for increasing the “brix” level in a plant, which refers to the amount of proteins, vitamin C, minerals, and sugars in plant tissue. These organic sprays of seaweed, fish, or compost also contain nitrogen and iron which may be a safer, but slower way, to correct those deficiencies. But foliar feeding should be an addition to good soil nutrition. Healthy soil that provides a storage bank of nutrients and microbes is a better long-term solution.

HOW DO I KEEP CUT ROSES LASTING LONGER?

Reproduced with permission of Wagners Rose Nursery

Many people ask us how to make their cut roses last longer in the vase.

By following a few simple tips your roses should last at least a week longer than usual.

- Cut from plants that have been well watered.
- As soon as you cut, put the flowers into a full bucket of water where they should sit for about half a day prior to putting them into a vase.
- If you need the flowers to open up a bit faster add about tablespoon of sugar for every litre of water.
- Change the water daily, or top it up to prevent bacteria building up in the vases' water.
- You may also like to ask your florist for a commercial form of conditioner – called Chrysal – that will help with keeping the roses looking fresh for a longer time.

VOLUNTEERS IN THE INTERNATIONAL ROSE GARDEN (IRG) Deborah Curtis



After a very busy spring, the IRG vollies will have a short break over Christmas / New Year and resume on Friday 6 January 2017.

We start at 0730 and go through til around 1200 with a coffee break, depending on the weather. We are quite flexible time-wise. Some of the group come for 2 hours and some for longer.

New volunteers are most welcome. All you need is a bit of enthusiasm for roses, clean, sharp secateurs; gloves, suitable clothing, a hat, water bottle and enclosed shoes.

Please contact me if you are interested in joining us.

Deborah Curtis
Supervisor of the Volunteers in IRG
On behalf of the RSSA
curtisnd@internode.on.net
0408 474 977



Lyn Currie & Sharyn Perrin



Sue Hale



Tate Hancox

Some of the 2016 Spring Show Exhibits



Exclusive Rose Society Offer from Banner Mitre 10 Hardware

NEUTROG™
The Experts' Choice

Offer only valid on Neutrog product collection dates (17th & 18th March, 2017)




To make supporting Banner Mitre 10 Hardware even easier, here is an exclusive offer for Rose Society members to take advantage of upon collection of their Neutrog product order:

It is with great generosity that Banner Mitre 10 Hardware in Norwood provides Neutrog and the Rose Society of South Australia with a central collection point for the Rose Society orders of Neutrog product.

We are very fortunate to have the support of Banner Mitre 10 Hardware and to show our appreciation, it would be great if we could all support them in any way possible.

15% OFF Garden Products

Includes fertilisers, garden tools, garden power tools*, garden accessories, plants.



*Excludes Stihl Power Tools and accessories

0616

Keep your plants cool with Seamungus

- Reduces heat stress
- Retains 70% of its own weight in moisture
- Improves plant and root growth in dry conditions



INCREASES RESISTANCE TO HEAT STRESS & FROST!

FISH, SEAWEED & HUMIC ACID!

IDEAL FOR PLANTING & YEAR ROUND IN THE GARDEN

NEUTROG™

The Experts' Choice

Freecall 1800 65 66 44
www.neutrog.com.au

SOC1015

NOTES FROM THE TRADING TABLE & GIFT SHELF

Margaret Naughton, Heather Odgers and Sue Rafferty

WOW and WOW again - Adelaide certainly came up roses for the Spring Show!



Time and time again, we say how lucky are we ALL to live in South Australia, this year's Spring Show is more proof - surely we are the Rose Capital of Australia after the magnificent display, not only at our Show but in people's gardens, no matter whether the garden was immaculate or unruly, the roses were splendid.



We were fortunate that the non-competitive floral displays were placed in our location for this Show. Our talented members catered for people of all ages, from the tiny fairy garden to the delightful country garden. Judging by the many members of the public who called us over to help name the flowers/roses used, (could a card be placed by the arrangement showing the names) it brought back many memories from a less busy world and time. Thank you Malcolm and Ruth Watson for introducing this section into



our shows and we look forward to seeing more at our Autumn Show. The Perfume Table competition alongside also attracted excellent interest, overseen by Maureen.



Bob & Gill Gregory & Mary Frick

On our tables, we had a very diverse array of items donated by our lovely members. Things for all tastes and pockets. Gill did two bakes over the weekend from rocky road, apple pies, fruit cakes, savoury biscuits, cup cakes (pop in to the freezer to stop you eating them all at once, then microwave for 20 seconds, one at a

time!) and much more. Mary-Ann's jams with lovely plum, apricot, rose hips and a sip of gin in some of the jars. David's much sought after tomato sauce and chutney, no honey this time, we have to wait until the Autumn, already we have a waiting list! Heather's gourmet strawberry jam with strawberries from Western Australia due to our inclement weather here (not that we

told anyone). Freshly picked rhubarb from Gordon and more delightful jars of marmalade from Sandy and Mary, together with little cakes, beautifully



wrapped. Ruth and her husband bringing in the fresh cream jelly creams later in the day, almost all pre-sold before they came in to the hall. Ionie's shortbread and Judy's biscuits which go in a flash. Two big boxes of hangers from Pam for those special items in your wardrobe. Beautiful rose cards drawn by Yvonne (they are also sold in the Botanic Gardens Shop

to the many visitors that visit the gardens from all over the world). Wendy for the heritage rose cards, stamps and rose gift bags. Thank you ALL.

Thank you to Mary and Heather who helped us from set up Friday lunchtime to packing up on Sunday evening, Bob for giving us light to our displays (it certainly made a difference), Graham for putting up the umbrellas, Ian for the church run, Brian doing everything that we asked of him and Penny, our new Treasurer, for taking care of the money side. We could not do the Show without you ALL.

Joy and the members in the Rose Tea Room for keeping us going through a very busy weekend - thank you.

Our third WOW goes to the beautiful Heritage Open Garden, the home of Kay and Walter Duncan, that was opened to the public for the last time on 6th November. The sun came out, the cars and coaches were bumper to



NOTES FROM THE TRADING TABLE & GIFT SHELF (cont)

bumper and the people came (over 3000 of them). Many people parked and walked the last mile before they could get to the entrance of either garden - Gillentown across the road was also open on the day. Thank you Diane, Malcolm, Ruth, Tom, the men on the Rose Information Table, Roses in the Heartland for all your help on such a busy wonderful day.

When Kay and Walter first opened their garden at Sevenhill , Wendy and Tom



Marling, together with Ruth and Malcolm Watson, in the company of the glorious Madame Gregoire Staechelin ran the Rose Society stall, moving to the Wedding Pavilion alongside the arch ways of Souvenir de la Malmaison, where the Gift Shelf ladies carried on the tradition. It has been wonderful to see the money that has been raised for the Royal Flying Doctor Service and the Women's and Children's Hospital in the time that we have supported Kay and Walter. Thank you both for the many lovely days spent in your garden over the years, it has been a pleasure and a privilege to have been a part of the day.



Sharyn Perrin in action

Ian Frick, Tony Hanna and Dean Stringer

MADISON BARTLETT
WINNER OF THE ROYAL ADELAIDE SHOW RSSA SPONSORED
JUNIOR SECTION - ART, CRAFT AND DESIGN

Her teacher (Wirreanda Secondary School) was very glowing in her praise of Maddison's entry (and win) as it was her first time entering, having taken the photograph and exhibited it herself. Her parents accompanied her to our Show to receive due congratulations. The winning entry is in the background.



L -R Gavin Woods, Maddison, Lord Mayor, Lady Mayoress



AUSTRALIAN ROSE GROUP TOUR TO
EASTERN EUROPE - JUNE 2017

Join your Australian friends, and Tour Leader Kelvin Trimper, for a unique Post-Post Convention Tour after the World Federation of Rose Societies Regional Rose Convention in Ljubljana, Slovenia.

Tour departs from Vienna 18 June and includes Budapest and Prague, concludes in Prague 25 June 2017. Price includes land transport, accommodation, meals, entrance fees and many beautiful Rose Gardens and represents great value for money.

Twin/Double Share AUD\$1950.00 per person

Single Supplement AUD\$ 226.00

For further information or bookings, please contact Tania Allen at

OLIVER TRAVEL, 194A HUTT STREET, ADELAIDE SA 5000

TEL: 08 82320111 or Email: oliver.travel@adelaide.on.net

ROSES ON EYRE MEETING AT CUMMINS 30th October 2016

Trevor D. Kemp



It blew & blew... & blew but the venue did not blow down. Our hosts Peter and Janet Hodgson had worked very hard to present their garden and shed as a great place for us to meet with the 38 members and 6 visitors to enjoy our "Festival of Roses in Jars". We had four sections with 86 entries. The Judging was to be done by all those present. It had been announced that there was an entry out of order, no one picked the mistake, (the organizer had forgotten to put a non-scented rose in the perfumed rose section.) Then the flowers were rearranged by a number of the ladies to be given to the people in the local Hospital and Home at Cummins.

Other activities included an interview with the local "garden guru" Mr. Frank Bubner on his garden program and how they managed to go away for three months leave without damaging the garden too much. Also do you have "Blackbirds" ? do you recommend to deal with the birds?

Lunchtime followed and the members proceeded to view the garden and all the work that had been done. We then moved on to Mrs. Treloar's garden in Cummins .

The 26 Jars of roses were then taken to the local hospital and home and were warmly received.

The new product of Potting Mix for Roses has been distributed to some of the members and they were encouraged to report results to Neutrog.



FLORAL ART WORKSHOP SATURDAY 12TH NOVEMBER Diane vom Berg



The day began with six budding floral artists arriving with bucketfuls of roses and other flowers, to begin learning from esteemed Floral Artist Julia Jacobs. Two designs, a bowl suitable for a table arrangement and a posy, were demonstrated by Julia before the participants created their own floral arrangements.

After a full day of designing, we were treated to another demonstration, by Julia using Strelitzia and Iris. All agreed it was a very informative, creative and enjoyable day. Planning for future workshops will be in the new year. Thank you to Julia Jacobs for her generous offer to conduct the workshop and to Ruth and Malcolm Watson for assisting me on the day.



FEEDING ROSES

Reproduced with permission of Silkie Gardens Rose Farm

Whilst flowering or just after a good flush, refresh the plants with a boost of fertilizer, trim the rose stems back around 12cms and your roses will continue to retain healthy foliage, which in turn means you'll have lots of flowers continually too!

Use an organic fertilizer like cow manure or Sudden Impact for Roses. Also apply seaweed solution over the leaves to maintain healthy foliage, boost flowering and make the plant a lot tougher – seaweed will give you 30% more flowers so use it at least once a month.

OUT & ABOUT WITH ROSES IN THE HEARTLAND

Sharyn Perrin



Well what a wet & cold Winter & early Spring we have had, but the additional rain certainly brought the roses along, albeit not always when required for the bench.



Mary Frick, Sharyn Perrin, Deb Curtis

Saturday, 17th September, Mary & Ian Frick, Deb Curtis, Julius Graham & myself attended the inaugural Mt Pleasant Spring Garden Festival held in conjunction with the Mt Pleasant Farmers Market. Doom & gloom had been forecast for the weather but it turned out to be a lovely day. We provided information to the public as well as managing a bit of "retail therapy" at the numerous plant, gardenalia, foundry, produce & food stalls. It did become a bit blustery near the end of the day, but we managed to pack up & head home before the weather broke.



Merv & Wendy Trimper's Garden

On Tuesday, 27th September, a group of us visited the garden of Merv & Wendy Trimper at Oakbank. They have certainly done a lot of work since moving there. We split into two groups & were given the guided tour of the expansive beds of roses & underplantings. Large areas of the garden were netted off to combat the birds. The irises were starting to flower with a magnificent specimen taking pride of place in one section at the front of the house. Large areas of the property are grassed, affording views to the surrounding countryside & dotted with stately gum trees. After wandering around, we were given lunch under the wisteria covered pergola by the pool. Thankyou Merv & Wendy for an enjoyable visit & hospitality.



Neutrog Visit

Then it was off to the Neutrog factory in Kanmantoo where we were given a presentation by Paul Dipuglia, followed by a tour to see what goes into making the end product, from decomposing the raw materials, through to the actual bagging area. Luckily it was a coolish day as the heaps of raw product could be a bit overpowering on a hot day. The GoGo Juice vat proved to be a bit “on the nose” for a few of the group. Many thanks to Paul & Evette for arranging the tour.

The long awaited return of the Barossa Rose & Flower Show took place in



The decorated pulpit



One of the exhibits

Tanunda at St Paul’s Church Hall on the weekend of 29th & 30th October. We had 458 entries in the many classes of roses, cut flowers & floral work. The hall looked resplendent with a pulpit draped in greenery & yellow roses arranged by Rosie Sherwood & Penelope Schulz, as well as the tables burgeoning with the entries. On entering the hall, your senses were hit with the fragrance. The stage area, with its backdrop of a painted view of the valley, was enhanced by potted Fire Star roses, supplied by Knight’s Roses & potted colour supplied by Barossa Nursery. The CFS were in attendance as well & no sooner had they set up their display, they were called out to a grass fire, returning later unscathed to continue assisting the public with their enquiries. The CFS do a really magnificent job & are the unsung heroes of the community. Two of the show attendees turned out to be Pinery victims & told a few of us about their harrowing experience. The tissues definitely had to be passed around after their story & the effect it has had on them. We presented them with a couple of the potted Fire Star roses for their garden, as well as a couple for the Wasleys Post Office.

There were two trade stands outside of the hall, Roots & Leaves selling Irises & Barossa Nursery selling roses & other plants as well as giftware, both having a successful weekend.

OUT & ABOUT WITH ROSES IN THE HEARTLAND (cont)



**Arizona Sherwood &
Gavin Woods**

The highlight of the judging was the Channel Nine News Junior Champion of Champions being awarded to two & a half year old, Arizona Sherwood for her entry of “flowers in a teacup”. It was great to see so many kids staging their entries, quite a few new, budding exhibitors in the making no doubt. The Grand Champion Rose Section was won by Gavin Woods, Grand Champion Cut Flower went to Tony Hanna for his Alstroemeria, Channel Nine News Champion of Champions

went to Peter & Brenda Burton & the Barossa Most Successful Exhibitor went to Mary Frick.

Sunday, 6th November, committee members Mary & Ian Frick, Ross Kemp,



Some of the exhibits

Julius Graham & myself & ably assisted by Dean Stringer, Bob Gregory & Tony Hanna, attended the final opening of Walter & Kay Duncan's garden at Sevenhill. Well what can one say, a truly memorable experience. A lot of questions from the public were fielded & quite a few new members were signed up.

Thank you Walter & Kay for your generosity over the years.

Our last activity for the year was the RITH Christmas lunch held at the home of Rosie & Rob Sherwood in Truro. Story in next issue.

HOW CAN I TREAT BLACKSPOT, NATURALLY

Reproduced with permission of Wagners Rose Nursery

Blackspot is one of the diseases to look out for as we head into summer and roses can be particularly susceptible during times of stress, when the health of the plant declines. The blackspot spores are in the soil or on vegetation, so the fungus is present at all times.

Like any disease, prevention is better than cure and it's important to build up the health of the plant, so that they are in a stronger state to fight the disease.

A regular application of sulphate of potash – about 100-250 grams about four times a year – will go along way to thickening up the cell walls of the leaf for a healthy plant.

You could also apply a generous feed of an organic based rose fertiliser every 6 to 8 weeks throughout the growing season. Given the wet conditions the roses have lived through over the past few months, nitrogen in the soil may be severely depleted – it would be a good idea to add nitrogen based fertiliser to top it up.

While there are many sprays on the market to treat Blackspot – generally copper or sulphur-based sprays are best – an alternative natural spray for Blackspot can also be made.

Try using 2 teaspoons of bicarb soda in 5 L of water, and then add a couple of drops of detergent or seaweed extract and apply using a hand-held sprayer.

It makes an excellent and inexpensive fungicide - let us know how you get on!

RECOMMENDED CLIMBING ROSES

Presentation at 12 October 2016 Monthly Meeting by Maureen Humphries



I am sure most of you have a climber in your garden or have the space for at least one. If you want to add a climber to your garden it is just a matter of considering how much room you have and deciding on a number of things. What colour blooms you prefer and whether you want a spring flowering rose or one that is repeat-flowering. Where you have limited space, a repeat-flowering variety is probably the best way to go. I will now cover a number of roses that are either climbers or can be trained as climbers. The ones that I have chosen I've grown, or currently have growing in my garden.

First of all let's look at 'Pierre de Ronsard', a Meilland rose introduced in 1987. This was the first climbing rose I ever purchased and I remember when it was first introduced, there was some suggestion it may not last. People either



'Pierre de Ronsard'



'Blushing Pierre de Ronsard'

loved it or hated it but it has stood the test of time and remains very popular today. 'Pierre de Ronsard' is a modern climber with repeat-flowering old-style blooms. The rose pink centres lead to a blush on the outer petals. Unfortunately the flowers are only lightly fragrant but this is compensated by large and full blooms of over 40 petals. The leaves are large, dark and semi-glossy. I have found 'Pierre de Ronsard' to be a good, disease resistant rose and one of the last roses to shed its leaves ready for winter pruning. It is an excellent rose for training on a pillar or over an arch, where it's limited number of thorns is a real positive. In my garden I have it growing as a pillar rose. It does not seem to grow much taller than 3m, but that could be due to the pruning abilities of the parrots that I am told I'm to share my garden with. The flowers also last well when picked.

'Blushing Pierre de Ronsard', a sport of 'Pierre de Ronsard' should not be overlooked. It is

similar in all aspects to the parent, but produces lovely creamy white old world blooms. In the cooler weather the flowers have a pink tinge about them.

In 1977 Weeks introduced a climbing sport of the polyantha 'China Doll'. 'Climbing China Doll' is an ideal rose where space is limited and performs well on a pillar or over an arch. In my garden I have it growing up a pillar where,



'China Doll'

like my 'Pierre de Ronsard', it has reached a height of 3m. It is almost thornless and has very healthy, glossy, mid-green foliage. The double, 6cm, rose pink coloured flowers are slightly fragrant. These are produced on large trusses of up to 15 blooms. While one rose publication states that climbing china doll is repeat-flowering, performance is open to doubt, I have found, at least in my garden, the opposite is the case. It not only flowers continuously but it is easy to maintain.

The noisette 'Crepuscule' was introduced by Dubreuil in 1904. I originally bought this rose as a tall weeping standard. However, because of the position



'Crepuscule'

I had it in, on sloping ground, I found it hard to prune the top; consequently I also pruned too hard, which it did not like. However, 'Crepuscule' can also be grown as a sprawling shrub or can be trained as a moderate climber. It looks stunning growing along a fence. This very hardy rose is easy to grow in warmer climates and flowers from early spring until late autumn. Its sweetly fragrant, semi-double, apricot-yellow blooms are borne in clusters. The leaves are plentiful and coppery red when young, ageing to light green in colour and there are very few thorns. 'Crepuscule' performs well in the sun or shade and its lax canes are easy to control.

Next is Pemberton's 'Cornelia', a hybrid musk introduced in 1925. 'Cornelia' comes from a group of hybrid musks bred by the Rev. Joseph Pemberton. Some of the roses I buy are bought on impulse and this is one of them. I smelt

RECOMMENDED CLIMBING ROSES (cont)



the perfume and had to have it. Of course then I had to decide where to plant it and as I did not want to grow it as a large shrub, I decided to train it up a veranda post. As I have only had this rose for 3 years, I'm not sure how big it will eventually grow as a climber, but it is growing well and has reached the top of the post. 'Cornelia's healthy growth has small and plentiful leaves and produces apricot-pink flowers from spring right through to autumn. In fact it is almost never without a flower. The 5cm blooms are very fragrant, double flowers, borne in clusters. Another real positive is, 'Cornelia' has no thorns and is tolerant to less fertile soil and also light shade. This, together with its spreading and arching growth, makes it ideal to be trained along fences, walls, or up a post or pillar close to walking paths.

In 1830 Marechal bred 'Lamarque', a noisette, one of the finest of all climbing roses.



It has old-fashioned, softly scented flowers, backed by very healthy semi-evergreen foliage and today it is still one of the best loved roses in the garden. In milder climates it often flowers right throughout the winter. The blooms, borne in great profusion, are full, flat and quartered, starting out as lemon white and ending up a pure white. However, 'Lamarque' does need plenty of room and is suitable for growing into trees and over fences and buildings. Many of you will recognise this photo from Walter and Kay Duncan's heritage garden. One should consider leaving the bush unpruned or very lightly pruned, as, if it is approached like a modern rose, it will sulk and not produce many blooms. While 'Lamarque' does not have many thorns it should be kept in mind that once established, growth can be up to 6m in one season.

'Nahema', raised by Delbard in 2006, is one of the roses in his climbing section. It has cupped double blooms of a delicate almond-pink. The flowers are



'Nahema'

highly fragrant and are produced in masses. The foliage is most unusual as the leaves have a habit of re-curving. When this first happened in my garden I did not know what the problem was. I initially considered the usual issues such as lack of water or fertiliser but I have since found out this trait is quite normal. As 'Nahema' is such a beautiful rose with few thorns, I will continue to encourage it's growth. The darker colouring in this particular photo is due to the lateness in

the season. Also keep in mind that it grows well on an arch or pillar and the blooms last well when picked.

The beautiful 'Twilight Glow' introduced by Meilland in 1996, has large, double, rich creamy-apricot blooms with up to 100 petals. The blooms are quite large and can be up to 13cm. It has a rose fragrance in the 'old world' style. The bush has disease-free, light green foliage and grows to a height of 2.5m and a width of 3m. Originally I grew 'Twilight Glow' over an arch, but it does have a few thorns so I moved it to a fence. One of the drawbacks I have found is, that it tends to have only two main flushes a year. However, it is such a beautiful rose that any perceived problem can be overlooked.



'Twilight Glow'

the bush has disease-free, light green foliage and grows to a height of 2.5m and a width of 3m. Originally I grew 'Twilight Glow' over an arch, but it does have a few thorns so I moved it to a fence. One of the drawbacks I have found is, that it tends to have only two main flushes a year. However, it is such a beautiful rose that any perceived problem can be overlooked.



'Climbing Pinkie'

'Climbing Pinkie', discovered in 1952, is a sport of 'Pinkie' the 1947 polyantha rose. I think if I could only have one climbing rose, this would be the one. I now have four arches along a walkway with climbing pinkie growing on all of them. It is a sight to behold in springtime. The sweetly fragrant, medium-size, pink flowers are produced on the bush in large trusses. The bush is near thornless with light green semi-glossy foliage, which,

even when not covered in flowers, is lovely for an arch or pillar. I find the

RECOMMENDED CLIMBING ROSES (cont)

only negative with 'Climbing Pinkie' is the twiggy dead growth, which has to be removed each winter. I got around that problem this year by removing quite a few old canes and only leaving three new canes on each side of the arches. As this rose is very quick to send up new shoots, it won't be long before the arches are fully covered again.

Next is 'Renown's Rosario', a disease resistant, medium pink, it was bred and introduced by Rosen Tantau of Germany in 1993. This rose is a recurrent



'Renown's Rosario'

bloomer and has strong stems with very healthy glossy foliage. There are up to 48, 6 to 8cm blooms on each stem. 'Renown's Rosario' is excellent for a pillar, fence or archway and like 'Pierre de Ronsard', it flowers from the ground up. When checking the availability of this climber I ran into some difficulties regarding the name. The best approach might be a search for the 'Rosario' rose rather than 'Renown's Rosario'. However, as it is one of my favourite climbing

roses, it had to be included.

Finally we come to 'Claire Austin', a David Austin rose of course, introduced in 2008. Quite a few of the David Austin roses, with their long canes, make



'Claire Austin'

excellent climbers. These include 'Graham Thomas', a yellow rose, 'Gertrude Jekyll', deep pink and 'Crown Princess Margareta', an apricot-orange rose. These roses also flower from the ground up and repeat-flower with exceptional continuity, which has led David Austin to state that he believes these roses, when trained, make the best of all climbing roses. I ordered 'Claire Austin' as soon as it became available in Australia. A white Rose, something different from what was then available, was what I wanted for a swag. As soon as the flowers appeared it was obvious that I had been supplied with the wrong rose, which

I then replaced with 'Jeanne Lajoie'. The number of prickles on 'Jeanne Lajoie' finally convinced me to go the full circle and I now I've had 'Claire Austin' growing for 2 years. They are coming on nicely and are now over 2m up the posts. I have promised them I will give them a fair go, even if they do not grow all the way along the swags. This rose, a member of the English musk hybrids, has cupped, pale lemon buds opening to large creamy white flowers. It will grow to 1.5m as a shrub and if grown as a climber will reach approximately 3m in height. The National rose trial garden awarded 'Claire Austin' the most fragrant Rose prize in 2011. What I really like about this rose is, it is almost never without a flower and looks attractive because its medium green foliage is almost disease free. David Austin says it is one of his finest white roses to date.

In conclusion, this photograph shows my garden in late autumn and even at this time the climbers still look attractive. I hope this is some help for anyone thinking of adding a climbing rose to their garden. I have covered some of the issues and problems that I've found with climbing roses in my garden, but there are certainly many other climbers which deserve your consideration.



*Nothing is really work unless you would rather be doing something else.
One thing you can learn by watching the clock: It passes time by keeping its hands busy.*

THE ALLAN CAMPBELL WEEKEND

Sue Zwar



The last weekend in November 2016 dawned mild and sunny, ideal for about 70 rose enthusiasts to enjoy a time of fun, camaraderie and learning together.

Unfortunately, John and I were unable to attend the Friday evening's get together at Diane and Graeme Vomberg's beautiful garden, only arriving on Saturday morning in time for the day of lectures at Mawson House.



Gavin Woods, the Rose Society's President, introduced the proceedings with several humorous anecdotes about his early experiences with Dr. Allan Campbell, while Malcolm Watson told us something of Allan Campbell's personal history.

It was then the turn of Matthias Meilland who spoke several times over the weekend, giving us a fascinating insight into the House of Meilland, how it came into being, roses of the past, present directions rose breeding is taking and roses of the future. As well as having a great sense of humour, Matthias also kept us spellbound with the passion he has for rose breeding and the part that Meilland has played over the years.

In association with the House of Meilland, Kim Syrus, as the importer of Meilland roses into Australia, told us what takes place in choosing suitable roses to import and the importance of releasing a new rose to the public at the right time. He later pointed out the influence of Meilland roses, with five being voted into the Hall of Fame, as well as demonstrating the immense popularity of Meilland roses from 'Perle d'Or' released in 1884 and 'Crepuscule' 1904 (both bred by 'Papa Meilland's' father in law, Francis Dubreuil) to modern day favourites such as 'Bonica' and 'Pierre de Ronsard'.

To add variety to the programme Richard Heathcote, Director of Carrick Hill, spoke of the history, the garden and the art works in Carrick Hill, as well as the Heyward family. In keeping with the French theme Richard also described Malmaison and Josephine's interests.

Graham Douglas kept us informed about the National Trial Gardens in Adelaide, their history and their importance to rose breeding. Dinner on Saturday night was a happy affair, an excellent meal with Walter and Kay Duncan giving a light hearted insight into the romantic bourbons. As a heritage rose lover,

I thoroughly appreciated this 'touch of class'!



On Sunday afternoon two bus loads of us visited Kim Syrus's 'Corporate Roses' at Myponga where we were both fascinated and frustrated by the stands of beautiful Meiland roses that hadn't been released into the market.



We finished our weekend at Mt Compass, where we visited the colourful garden of Heather and John Hague. The footpath was covered with indigenous and South African species which then gave way to a mass of colour, with a row of 'Simply Magic' along the driveway and lots of Austins throughout, many on poles

and structures. The hybrid musk, 'Penelope', covered a fence line smothered with its creamy semi-double blooms. The very liveable rear of the house looked over the local golf course, with rolling hillsides beyond – what a view!

The whole weekend was superbly run, with everyone agreeing that the speakers, the gardens, the flowers and the food were excellent. Our heartfelt thanks go to the M.C. for the weekend, Gavin Woods, always unflappable, kind, courteous and professional, the Woodville Floral Art group for the beautiful flower decorations, Merv. Trimper for his I.T. work, but most of all to Malcolm Watson and his team, Diane vom Berg, Aileen Scott and Wendy Trimper, who made it all possible.

When I was young I was scared of the dark. Now when I see my electricity bill I am scared of the lights.

A lot of problems in the world would disappear if we talk to each other instead of about each other.

IRRIGATION IS ESSENTIAL IN HOT WEATHER

Reproduced with permission of Wagners Rose Nursery

After a good wet winter it's easy to forget that once the rain stops, the roses will need watering. It doesn't take long for the soil moisture levels to drop.

Now is the time to check your irrigation system by doing a visual check on each dripper. The dripper fittings do require regular visual checks to ensure that any material such as ants, soil and calcium buildup don't clog the fitting and prevented from working at its optimum. Applying mulch and regular watering, your roses will be well set up for the summer. If you've planted new roses in the garden over winter and didn't install a dripper system, be sure to set it up now.

Give them a deep soak at least once a week for up to two hours depending on the rate of application, keeping in mind that long deep soakings rather than regular light sprays are most effective over a hot summers - preferably in the morning to avoid the plant holding moisture overnight which can lead to disease. The following day, get a spade and dig down to spade depth, near a rose plant. Check that it is moist down to that level. If it isn't, the plant isn't getting enough water so you will need to increase the number - or duration - of watering.

Overhead irrigation also has its place. Large overhead sprinkler fittings running off poly pipe throughout the plantings can be an effective system. They throw large 'raindrop' water onto the plants and soil creating an almost microclimate for the rose garden.

When selecting your irrigation system, remember to take into account your water supply, quality, water pressure and underground pipes set up. There are plenty of local irrigation suppliers who are more than happy to tailor a system that's right for your garden.



EDITOR'S PAGE IMPORTANT INFORMATION FOR BULLETIN ARTICLE CONTRIBUTORS



Our members have a wealth of knowledge that others would like to know. If you have an article that our rose-loving members would appreciate please email it to the editor for consideration for inclusion in a future Bulletin.

This can be an idea, or a resource you have found, something you have tried that works. Can be short and sweet, or longer in length.

I would like to see some articles from branches about your rose growing experiences with possible subjects being:-

- How do you prepare your soil before planting roses?
- Do you have any special pruning plans/techniques?
- What methods do you use to treat pests and diseases?
- What procedure do you follow when planting a rose in a position previously occupied by a rose?
- Which are the most popular types of roses grown in your district and why is this so?

If you would like to contribute to the next issue the editor must be advised of estimated space by 15th February 2017. Items must reach the Editor no later than 1st March 2017.

A Bulletin page contains approximately 420 words. An A4 word document fills 1½ Bulletin pages.

Articles should preferably be less than 1000 words and can be supplied by email attachment, CD, DVD or USB stick in pdf, doc or docx format. Microsoft Publisher files cannot be accepted.

Photographs must be supplied in their original file size in jpeg format.

If the article includes photographs as part of the layout, the photos must be provided as separate full size jpeg files also.

Editor, Don Vivian, db.vivian@bigpond.com



Part of the Woodville Academy of Floral Design display at the 2016 Spring Show