

On the occurrence of the Sulu Shrimp *Metapenaeus suluensis* Racek and Dall, 1965 (Crustacea: Decapoda: Penaeidae) in the Iloilo River, West Central Philippines

Annabelle del Norte-Campos*¹ and Marivene Manuel-Santos²

¹Marine Biology Lab, Division of Biological Sciences, College of Arts and Sciences, University of the Philippines Visayas, Miagao, Iloilo

²Carcinology Section, Zoology Division, National Museum of the Philippines, Manila

This paper reports on the occurrence of the Sulu Shrimp *Metapenaeus suluensis* Racek and Dall, 1965 in the Iloilo River and nearby shallow areas. The main gears which catch the species in the river are reported. An account on its distribution and morphology is given. Comparison with the Greasy Back Shrimp *Metapenaeus ensis* De Haan, 1844, a similar species, is also discussed.

INTRODUCTION

Many previous studies in Western Visayas have documented the population and reproductive biology of different species of penaeid shrimps in western Visayas, such as the Giant Tiger Prawn *Penaeus monodon* (Tan-Fermin and Pudadera 1989) and the Green Tiger Prawn *P. semisulcatus* (Villarta et al. 2006). Studies on the reproductive biology of *P. monodon* have subsequently led to knowledge on the artificial culture of this species (Primavera 1983, Primavera and Gacutan 1989).

The Sulu shrimp *Metapenaeus suluensis* Racek and Dall, 1965 (Figure 1) has been reported to be a native of Thailand (Tangrock-Olan et al. 2007), Indonesia and the Philippines (Perez-Farfante and Kensley 1997). Motoh and Buri (1984) like-



Figure 1. Male specimen of *Metapenaeus suluensis* Racek and Dall 1965 sampled from the Iloilo River, west-central Philippines.

wise reported the occurrence of this species in the country but have been unable to sample it in West Central Philippines. Meanwhile, the occurrence of its close relative, the more familiar Greasy Back Shrimp *Metapenaeus ensis* (Chan 1998) has been documented (del Norte-Campos et al. 2003) in northern Panay where the species dominates (38.5%) trawl catches. Other aspects of its biology (e.g., Motoh 1980, Ronquillo and Saisho 1993), including its spatial distribution (Añasco and Babaran 2001) have also been earlier conducted already in the country, mostly in the same general locality.

In this paper, we confirm earlier information on the local

KEYWORDS

Metapenaeus suluensis, *Metapenaeus ensis*, Iloilo River, occurrence, taxonomy

*Corresponding author

Email Address: adelnortecampos@yahoo.com

Submitted: May 8, 2014

Revised: October 27, 2014

Accepted: November 2, 2014

Published: December 12, 2014

Editor-in-charge: Eduardo A. Padlan

occurrence of *M. suluensis*, as well as cite literature which will help differentiate it from the similar-looking *M. ensis*. It is hoped that this work, together with on-going and future studies, will provide necessary knowledge for its rational and sustainable utilization.

DISTRIBUTION AND MORPHOLOGY

In a comprehensive study of the Iloilo River, del Norte-Campos and Campos (2011) were first to report the occurrence of the Sulu Shrimp, *M. suluensis*, in west central Philippines. Figure 2 shows its probable route from the Sulu Sea to the Iloilo River via the Visayan Sea. It proved to be the most dominant species in the Iloilo River caught by fish corrals and motorized push nets, comprising 59.4% and 45.0%, respectively. Of the total catches of these gears. The species likely benefits from the river's mangrove habitat serving as its nursery ground (Primavera 1995, Datoon-Subong and del Norte-Campos, in preparation).

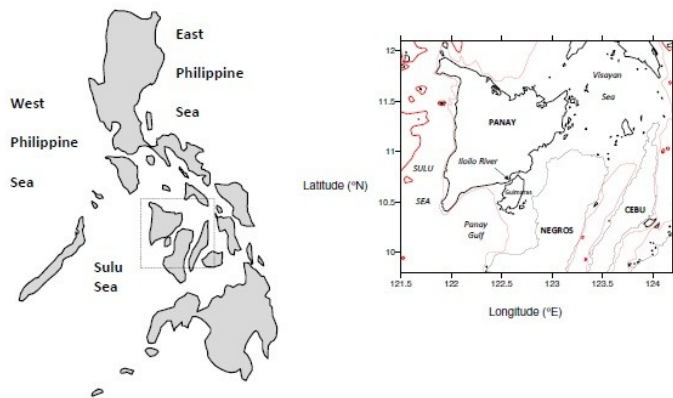


Figure 2. Location of the study site and the probable route of *Metapenaeus suluensis* Racek and Dall, 1965 from the Sulu sea to the Iloilo River, west central Philippines.

Racek and Dall (1965) gave the distribution as “Sulu Sea, Philippines” with no exact location. The Sulu Sea covers the entire sea in the southwestern area of the Philippines, bounded by northeastern Borneo on the southwest, the southwestern islands of the Philippines including Palawan on the west and northwest, Busuanga and Mindoro on the north, Panay and Negros on the east, and Mindanao and Sulu Archipelago on the southeast. The discovery of the species in Iloilo River suggests the possibility that the Visayan Sea is one of the distributional ranges of the *Metapenaeus suluensis* in the Philippines. Iloilo River is not really a river, but a tidal inlet of the sea (Iloilo Strait). It has no headwaters (i.e., water is not replenished from inside, but only from the sea). Because of this, its salinity is quite high.

M. suluensis, in comparison with other penaeids, is a small shrimp with females and males with total length on record (Racek and Dall 1965, Miquel 1982) of between 9.9 cm and 12 cm, respectively. Females of its relative species *M. ensis*, however, reach 18.9 cm, while males have a maximum length of 15.4 cm (Motoh 1980). However since they commonly range in size

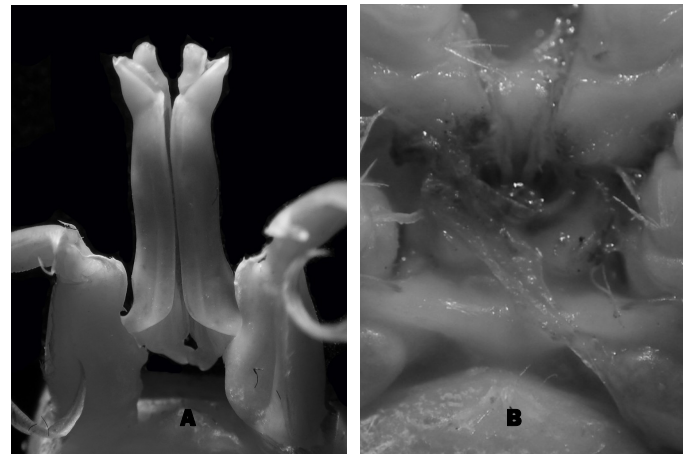


Figure 3. Young specimen of *Metapenaeus suluensis* Racek and Dall, 1965, showing not fully developed (A) petasma and (B) thelycum.

from 7 to 14 cm, confusing *M. suluensis* for *M. ensis* is highly probable (Genodepa, personal communication). However, while the two species vary in many other aspects of their morphology, e.g., rostrum, branchiocardiac sulcus, abdomen, pubescense, and tail fan, (Racek and Dall 1965, Silas and Muthu 1974, Miquel 1982) they differ most distinctly in the presence of a sharp and large spine (but slightly smaller than basal spine) on the ischium of the first pereopod, and the appearance of their thelycum and petasma (Figure 3) (Racek and Dall 1965, Miquel 1982). Given these morphological differences, distinguishing the two species may prove to be easier and future misidentifications may also be avoided. This may then serve as the starting point for the rational utilization and management of the species.

Racek and Dall (1965) described *Metapenaeus suluensis* based on a 9.9 cm male holotype, a 12.0 cm female allotype, and a male and female paratypes with total lengths of 7.2 cm and 10.9 cm, respectively. Silas and Muthu (1974) used the same description of Racek and Dall (1965) to compare the *Metapenaeus krishnatrii* with a total length range of 1.7 to 9.8 cm. Similarly, Miquel (1982) provided in his paper the Racek and Dall's (1965) description of *Metapenaeus suluensis*, pointing out the common characters of *M. suluensis* and *M. conjunctus* and *M. insolitus* in the presence of setae on the ventral surface of the lateral plates of the thelycum. Moreover, *M. suluensis* was also compared with *M. conjunctus*, *M. monoceros* and *M. krishnatrii* based on the parallel longitudinal edges of the plate to the anteromedial (see, Miquel 1982).

With the five specimens on hand from Iloilo River, two males had a total length range of 6.5 cm and 7.4 cm (NMCR-25999), while three females range from 5.7 cm to 6.8 cm (NMCR-25998). The Iloilo River specimens agree well with Racek and Dall's (1965) description of *Metapenaeus suluensis*, particularly the large spine on the ischium of the first pereopod (Figure 4). These specimens are not yet mature but the distinct character of the first pereopod in which the presence of an ischial spine is so distinct, the number and dentition of the rostrum, and the appearance of thelycum and petasma are those of *M. suluensis*.

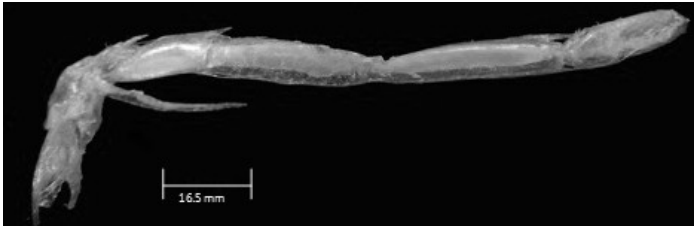


Figure 4. First pereopod, *Metapenaeus suluensis* Racek and Dall, 1965.

Such distinct character is not solely the distinguishing feature of *M. suluensis*, but also characterizes a ‘variety’ *baramensis* of *M. ensis*, as discussed by Racek and Dall (1965) quoting Hall (1962) “of which the male has not yet been found”. With this vague statement and the fact that a ‘variety’ *baramensis* specimen is not available for comparison, there is a possibility that *M. suluensis* might be a synonymy of *M. ensis baramensis*, considering that some of its characters are in close similarity with *M. suluensis*. It is unfortunate that no mature specimens of *M. suluensis* from Iloilo River have been caught, but future sampling may shed more light on this issue.

ACKNOWLEDGEMENTS

This paper benefited from comments and suggestions from W.L. Campos and J. Genodepa. Research assistance was provided by Kathleen Datoon-Subong and Donna Guarte. The second author further gained from the constructive remarks and comments of Dr. Tin-Yam Chan of National Taiwan Ocean University (NTOU). She also appreciates the assistance of John Rey Callado for photographing the specimens and Anna Melissa SP. Domingo for enhancing the photos.

CONFLICTS OF INTEREST

None

CONTRIBUTIONS OF INDIVIDUAL AUTHORS

AGC del Norte-Campos collected the specimens, wrote the first draft of the paper, and took the pictures of the whole specimens; M Manuel-Santos refined the first draft and took the pictures of the reproductive structures

REFERENCES

Añasco NC, Babaran RP. Spatial distribution and habitat selection of setnet-caught Greasy Back Shrimp (*Metapenaeus ensis*) and Banana Prawn (*Penaeus merguensis*) in Batan Bay estuary, Philippines. UPV J Nat Sci 2001; 6: 196-217.

Chan TY. Shrimps and Prawns. In: Carpenter KE, Niem VH, eds. FAO Species identification guide for fishery purposes. The living marine resources of the Western Central Pacific. Volume 2. cephalopods, crustaceans, holothurians and sharks. Rome: Food and Agriculture Organization, 1998:889-941.

Datoon-Subong K, del Norte-Campos AGC. Gonad development of the Sulu shrimp *Metapenaeus suluensis* Racek and Dall, 1965 (Crustacea: Penaeidae) in the Iloilo River. (In preparation)

del Norte-Campos AGC, Campos WL. Developing indicators for the biological integrity of Iloilo River. UPV in-house project terminal report 2011: 42 p.

del Norte-Campos AGC, Villarta KA, Panes JB. Invertebrate trawl fishery of Pilar and Capiz Bays, northern Panay, west central Philippines. UPV J Nat Sci 2003; 8(1 and 2): 115-128.

Hall DNF. Distinctions between *Metapenaeus monoceros* (Fabr.) and *Metapenaeus ensis* (De Haan) (Crustacea, Decapoda). Ann Mag Nat Hist 1962; (13)1: 537-544, fig. 1-8.

Miquel JCE. La genre *Metapenaeus* (Crustacea, Penaeidae): taxonomie, biologie et peches mondiales. Zool Verhand 1982; 195: 1-133.

Motoh H. Field Guide for the Edible Crustacea of the Philippines. Iloilo, Philippines: SEAFDEC Aquaculture Dept 1980:32-33.

Motoh H, Buri P. Studies on the penaeoid prawns of the Philippines. Res Crust (Carcinological Society of Japan) 1984; 13-14: 120 p.

Perez-Farfante I, Kensley B. Penaeoid and sergestid shrimps and prawns of the world: keys and diagnoses for the families and genera. Mem du Mus Nat d’Hist Natur 1997; 175: 1-233.

Primavera JH. Broodstock of sugpo (*Penaeus monodon* Fabricius). SEAFDEC Aquacult. Dept Man 1983; No. 7: 26 p.

Primavera JH. Mangrove habitats as nurseries for juvenile shrimps (Penaeidae) in Guimaras, Phils. PhD Marine Science Dissertation, UP Diliman 1995: 161 p.

Primavera JH, Gacutan RQ. Preliminary results of feeding aquatic macrophytes to *Penaeus monodon* juveniles. Aquacult 1989; 80: 189-193.

Racek AA, Dall W. Littoral Penaeinae (Crustacea, Decapoda) from northern Australia, New Guinea, and adjacent waters. Verhand der Kononkli Nederlandse, Akadem van Wetenschapp fd. Natuurkunde Tweed Reeks Deel 1965; 6 (3): 1-119.

Ronquillo J, Saisho T. Early developmental stages of the greasy back shrimp *Metapenaeus ensis* (de Haan, 1844) (Crustacea, Decapoda: Penaeidae). J Plankton Res 1993; 15(10): 1177-1206.

Silas EG, Muthu MS. On a new species of Penaeid prawn of the genus *Metapenaeus* Wood Mason and Alcock, from the Andamans. J Mar Biol Assoc India 1974; 16 (2): 645-648.

Tan-Fermin J, Pudadera RA. Ovarian maturation stages of the wild giant tiger prawn *Penaeus monodon* Fabricius. Aquacult 1989; 77: 229-242.

Tangrock-Olan N, Senanan W, Panutrakul S, Barnette P. Species and distribution of penaeoid shrimps in Thailand. J Shellfish Res 2007; 26(4): 1239-1246.

Villarta KA, del Norte-Campos AGC, Campos WL. Some aspects of the population biology of the green tiger prawn *Penaeus semisulcatus* (de Haan, 1844) from Pilar and Capiz Bays, west central Philippines. Science Diliman 2006; 18: 1-10.