

Let's Talk Plants!

Newsletter of the San Diego Horticultural Society

May 2016, Number 260

Bromeliads in the Wild

PAGE 1

**Enter Your Garden
By May 2nd to WIN! – page 2**

Purple pipe - page 5

Seed swapping may be illegal – page 6

May Garden Tours – page 7

Ancient Trees – page 12

On the Cover: Bromeliads in Brazil

Luxury Kauai Garden Tour with Dr. McDougall

Kauai is known as "The Garden Isle" for its tropical rainforests, fertile valleys and lush flora; it is not surprising to find some of the world's most beautiful gardens there. This tour includes three of the nation's five National Tropical Botanical Gardens along with other spectacular gardens and farms.

<http://ntbg.org/tours/kauai-south>

This is an ALL INCLUSIVE tour: Lodging at the oceanfront Sheraton Poipu Beach Resort, transportation, gourmet plant based meals by master chef, one daily lecture by world famous physician, Dr. John McDougall, who has specialized in the use of a whole food, plant based diet to prevent and treat chronic disease.

LIMITED SPACE Reserve early

Trip Price: \$4520-\$4760 not including airfare

Discount of \$200 signed up before June 30, 2016

Additional \$100 discount SDHS members

Dates: January 28 to Feb 4, 2017

For more information: www.drmcDougall.com/health/travel/kauai



▼ SDHS SPONSOR

GREEN THUMB SUPER GARDEN CENTERS

1019 W. San Marcos Blvd. • 760-744-3822
(Off the 78 Frwy. near Via Vera Cruz)

- CALIFORNIA NURSERY PROFESSIONALS ON STAFF
- HOME OF THE NURSERY EXPERTS • GROWER DIRECT



www.supergarden.com
Now on Facebook



WITH THIS VALUABLE *Coupon*

**20%
OFF**
Any One Plant

- Must present printed coupon to cashier at time of purchase
- Not valid with any sale items or with other coupons or offers
- Offer does not include Sod, Gift Certificates, or Department 56
- Not valid with previous purchases • Limit 1 coupon per household
- Coupon expires 5/31/2016 at 6 p.m.

sdhs



Exotic and Collectible plants from around the world



2016 Summer Show and Sale

Presented by

The San Diego Cactus & Succulent Society **June 4th and 5th!**

Free Admission!
Casa del Prado - Balboa Park
Room 101 and Courtyard

SALE

Saturday June 4th, 10:00 am - 5:00 pm,
and Sunday, June 5th, 10:00 am - 4:00 pm

SDCSS "Members Only" Shopping hour
Saturday, June 4th, 9:00 - 10:00 am

SHOW

Saturday June 4th, 10:00 am - 3:00 pm,
and Sunday, June 5th, 10:00 am - 4:00 pm

For more information visit us online
at www.sdcss.net

Additional Show/Sale Information

Parking is at a premium! Consider arriving early (before 8:00 am),
or parking at Inspiration Point on Presidents Way, and riding the
Free Balboa Park Tram. www.balboapark.org/visit/parking

BYOB - Bring your own Box!

Cardboard boxes are provided but are in limited supply.
Please bring a box for yourself, and a few to share

Purchase a membership at the event and enter the Sale
at 9:00 am, during the "Members Only" shopping hour

Visit us online at www.sdcss.net



**SAN DIEGO CACTUS AND SUCCULENT SOCIETY
MEMBERSHIP APPLICATION / RENEWAL FORM**

The newsletter, *Espinas y Flores*, is e-mailed to each member household each month. Annual dues (e-mailed newsletter) are \$15.00 per year per individual, and \$5.00 per year for each additional household member. **First class delivery of a paper copy of the newsletter is available for an additional \$10.00** to cover the cost of printing and postage. *Each member has all the rights and benefits of the organization.*

Annual Dues (E-mailed newsletter) \$15.00 _____

USA Delivery of Printed Copy (optional) \$ 10.00 _____

International Delivery of Printed Copy (opt.) \$15.00 _____

Additional Household Member(s) \$ 5.00 _____

Amount Enclosed \$ _____

Paid by Cash? _____

Check or Credit Card (last 4 digits) Number _____

Check **ONE** for type of membership: **NEW** _____ **RENEWAL** _____

Do you wish to receive e-mail notifications on club events and issues? Yes _____ No _____

Member Information: (Please PRINT to fill in blanks!!!)

NAME: _____

DATE: _____

(Below, fill in new or changed info only)

ADDRESS: _____

CITY: _____

STATE: _____ ZIP + 4: _____

PHONE: _____

CELL/FAX: _____

E-MAIL ADDRESS: _____

ADDITIONAL HOUSEHOLD MEMBERS:

Mail this form or a copy, along with a check or money order in US funds made payable to SDCSS, to:

**SDCSS Membership Department
c/o Paul Maker
1245 San Pablo Drive
San Marcos, CA 92078-4816**

▼SDHS SPONSOR




Paul Ecke Jr.
Garden Show

Get ready for outlandish landscapes, fabulous festivals, wonderful wine tastings, enthralling entertainment and tantalizing tea parties!

“WONDERLAND”
 is the Paul Ecke, Jr.
 Flower and Garden Show's Theme!

“I command you to attend”

For more information visit
www.sdfair.com



GET YOUR FIRST ISSUE FREE
 WHEN YOU SUBSCRIBE



Published in February, April, June and September

WWW.GARDENDESIGN.COM/2016
 or call to order (855) 624-5110

▼SDHS SPONSOR



Free Videos On Demand

Learn Online How to Create a WaterSmart Landscape!

- 17 short lessons for homeowners on landscaping essentials:
 - Build healthy soil
 - Shape outdoor spaces
 - Create curb appeal
 - Irrigate like a pro
- Available 24/7 – whenever and wherever you are!
- Downloadable materials & other resources



Step 1
 IDENTIFY YOUR
 LANDSCAPE TARGET



Step 2
 CREATE A PLOT PLAN



Step 3
 EVALUATE YOUR SITE



Step 4
 DESIGN YOUR WATER-
 SMART LANDSCAPE



Step 5
 IMPLEMENT YOUR PLAN



Step 6
 CARE FOR YOUR WATER-
 SMART LANDSCAPE



Visit WaterSmartSD.org





UCCE Master Gardener Program of San Diego County Presents

Seminar 2016

Gardening in a Changing Environment

• Classes • Workshops • Marketplace

WHEN:

**Saturday
June 4, 2016**

8:00 AM to 3:30 PM

WHERE:

**San Diego County
Operations Center**

5520 Overland Ave
San Diego, CA, 92123

REGISTER:

www.mastergardenersd.org

Be sure to check our website regularly for ongoing updates on classes, speakers and registration.

- Waterwise Gardening
 - Growing Edibles During a Drought
 - Rainwater Catchment
 - Creating Healthy Soil
 - Groundcovers and Hardscapes
 - Create a Succulent Garden in a Wine Bottle
- ...and many more



Have a Question? Contact us:

HOT LINE: (858) 822-6910 **WEB:** MasterGardenersSD.org

Master Gardener Association of San Diego County supports the University of California Cooperative Extension Master Gardeners of San Diego County.

IN THIS ISSUE...

- 2 Volunteers Needed
- 2 Join the SDHS Board!
- 2 California-Friendly Landscape Contest
- 2 Green Roofs and More!
- 3 A Spectacular Spring Garden Tour
- 3 From the Board
- 4 The Real Dirt On . . . Frank Lloyd Wright's Southern Plantation
- 4 Book Review
- 5 Volunteer Spotlight
- 5 The Dirt on Water Blog
- 6 Going Wild With Natives
- 6 To Learn More...
- 7 Local Garden Tours in May
- 7 FREE Sustainable Landscape Workshops
- 8 SDHS Garden Tour Image Review
- 10 My Life with Plants
- 11 Welcome New Members!
- 11 Discounts for Members
- 11 What's Up At San Diego Botanic Garden?
- 12 Trees, Please
- 15 Sharing Secrets
- 17 April 2016 Plant Display
- 19 April Meeting Report
- 20 Pacific Horticulture Tours

INSERTS:

San Diego Cactus & Succulent Society
Calendar/Resources/Ongoing Events

SAN DIEGO HORTICULTURAL SOCIETY

OUR MISSION is to inspire and educate the people of San Diego County to grow and enjoy plants, and to create beautiful, environmentally responsible gardens and landscapes.



MEMBERSHIP INFORMATION

Renewal information is at www.sdhort.org.

For questions contact membership@sdhort.org or call Cindy Benoit at 760-473-4244.

MEETING SCHEDULE

6:00 – 6:45 Vendor sales, lending library, plant display

6:45 – 8:30 Announcements, door prizes, speaker

MEETINGS & EVENTS

(FW = Free workshop; FG = Featured Garden; register at www.sdhort.org)

May 14 Featured Garden, San Diego – South Park (FG)

June 3 – July 4 San Diego County Fair – to volunteer see page 2

June 13 SDHS Night at the Fair

July 11 SDHS Night at the San Diego Zoo



www.sdhort.org

COVER IMAGE: This stunning tree covered with bromeliads was photographed by our speaker in the Brazilian tropics. Learn more at the May meeting.

NEXT MEETING: MAY 9, 2016, 6:00 – 8:30 PM

Speaker: Dennis Cathart on *Bromeliads in the Wild*

Meeting is open and everyone is welcome. Admission: Members/free, Non-Members/\$15.

Parking is free.

Meeting Place: Del Mar Fairgrounds, Surfside Race Place, Del Mar; Info: (619) 296-9215

We welcome Dennis Cathart, owner and operator of Tropiflora Nursery, one of the largest collector-oriented exotic plant nurseries in the United States, specializing in rare and exotic plants, featuring bromeliads, and includes orchids, cycads, caudiciforms, succulents, ferns, palms and more.

Dennis' presentation will introduce and discuss bromeliads as they occur in nature. Bromeliads are found only in the New World and occur in the U.S. from Virginia along the coast to Texas and are found in all other countries from Mexico, Central America, South America and the Caribbean and even the Galapagos Islands. Extremely adaptable, they can be found in nearly every niche over their range, from sea level to above 12,000 feet. Bromeliads are found in many sizes; from under an inch to over a ton and 25 feet tall. They live in sun, shade, rainless deserts, cloud forests and some are even rheophytes (plants that live part of their lives in or under water!). The greatest majority of bromeliad species occur in the tropics, but many are found in sub-tropical areas such as Florida, where there are 23 different species and varieties in three different genera.

Dennis and his wife Linda started Tropiflora in the early '70s as an outgrowth of a bromeliad collecting hobby. For many years herpetology was Dennis' avocation, which he pursued on many trips to the Caribbean and Latin America. It was here that he became acquainted with exotic plants, sparking a new interest that has spanned over 40 years both as a collector and grower. He and Linda have visited over 25 countries on more than 100 trips and expeditions. Together they have made travel, adventure, plant exploring, speaking, writing and the nursery business a way of life. They are now passing their passion for plants on to their children to take Tropiflora into the second generation.

For more information see tropiflora.com.



SAN DIEGO HORTICULTURAL SOCIETY

Established September 1994

BOARD MEMBERS

Lisa Bellora - Member-at-Large
Cindy Benoit – Membership Chair
Patty Berg – Volunteer Coordinator
Jeff Biletnikoff – Meeting Room Coordinator
Jim Bishop – President
B.J. Boland – Corresponding Secretary
Ray Brooks - Member at Large
Bruce Cobbledick – Workshop Coordinator
Julian Duval – San Diego Botanic Garden
Representative
Mary James – Program Committee Chair
Princess Norman – Secretary
Susanna Pagan – Public Relations Coordinator
Sam Seat – Treasurer
Susan Starr – Garden Tour Chair
Donna Tierney – Member at Large
Susi Torre-Bueno – Newsletter Editor,
Past President
Roy Wilburn – Outreach Coordinator

Let's Talk Plants!, the SDHS newsletter, is published the fourth Monday of every month.

Editor: Susi Torre-Bueno;
(760) 295-2173; newsletter@sdhort.org

Advertising: Ellie Knight;
advertising@sdhort.org.

Calendar: Send details by the 10th of the month before event to calendar@sdhort.org.

Copyright ©2016 San Diego Horticultural Society, Encinitas, CA. All rights reserved. Not to be reproduced by any means for any purpose without prior written permission.

New Email? New Street Address?

Please send all changes (so you will continue to receive the newsletter and important notices) to membership@sdhort.org or SDHS, Attn: Membership, PO Box 231869, Encinitas, CA 92023-1869. We NEVER share your email or address with anyone!

BECOME A SPONSOR!

Do you own a
garden-related business?

SDHS sponsorships have high recognition and valuable benefits, including a link to your website, discounts on memberships for your employees, and free admission to SDHS events. This is a wonderful way to show your support for the SDHS. Sponsors help pay for our monthly meetings, annual college scholarships, and other important programs. Sponsorships start at just \$100/year; contact Jim Bishop at sponsor@sdhort.org. Sponsors are listed on page 10; look for "SDHS Sponsor" above their ads. We thank them for their support.

VOLUNTEERS NEEDED

Garden Hosts Wanted for "Mad About The Fair 2016"

As in past years, we will need about 100 shifts covered by volunteers at our display garden at the 2016 San Diego County Fair. In exchange for about four hours of your time, you'll get free admission to the Fair. No special knowledge needed. Volunteers will answer questions about our display garden and plants in general, and encourage interested folks to become members of SDHS. Sign up for a shift or two on our website (sdhort.org) beginning May 10.

Tech Support Help at Meetings:

Do you have video and tech support skills, and also love to garden? We need a tech-savvy volunteer to help load speaker presentations onto a laptop prior to our monthly meeting, and to assist the speaker. Also, we are looking for an individual who can load past presentations onto the internet. Contact Jim Bishop: president@sdhort.org.

JOIN THE SDHS BOARD!

This year's Nominating Committee is looking for members who are interested in serving on the Board beginning in the fall. The Board, consisting of 15 members, has 8 positions that need to be filled. They are: Vice-President (Programs & Events), Vice President (Membership & Outreach), Secretary, PR/Communications Chair, Meeting Room Coordinator, and 3 Member-at-Large positions. All positions are for a three-year term, except the Member-at-Large members, who serve for a 1-year term. More information is available on our website at sdhort.org/BoardNominations. If you are interested in serving, we ask that you submit an application which is available on the website and then email it to info@sdhort.org by July 30, 2016. If you have any questions about the Board or the positions, or you have a nomination suggestion, please feel free to contact any member of the current Board (listed in Contacts on website) or you can call Princess Norman directly at (760) 789-1342. The board meets 6 times a year for about 2 hours each time, and this is an excellent opportunity to share your skills and to enhance the board's expertise.

GARDEN OF THE YEAR CONTEST DEADLINE IS MAY 2ND YOU Could Win!

HURRY! HURRY! HURRY! May 2nd is the deadline for the Garden of the Year contest from *San Diego Home/Garden Lifestyles* magazine. SDHS members have won in previous years, so we hope many members will enter. For entry forms and info go to sandiegohomegarden.com/goy%20entry%20form_2016_.pdf

GREEN ROOFS AND MORE!

Explore What's New on May 6 at
Good Earth's Spring Open House

You're invited to come see what Good Earth Plant Company (a SDHS member) and GreenScaped Buildings has to offer at their Spring Open House and Plant Sale on Friday, May 6, from 1 to 4 p.m. See the latest green roof and living wall technology, check out edible gardens, a small aquaponics system, and exciting new innovations at their living lab in Kearny Mesa. Ask questions and see if you can stump the experts! They also offer the opportunity to purchase nursery grade plants and pots at unbelievably discounted prices.

There is no cost, but **please RSVP to alexa@goodearthplants.com**. Everyone on the RSVP list will receive a free plant at the door. Parking is limited, so please carpool is possible. The Good Earth Family of Companies is in Kearny Mesa at 7922 Armour Street, San Diego, CA 92111.

A SPECTACULAR SPRING GARDEN TOUR

By Susan Starr, Chair, Spring Garden Tour

It was a perfect day. The sun was shining, the flowers were blooming, the succulents were glowing, and 850 happy tour goers saw nine gorgeous gardens. This year's Spring Garden Tour, "From the Valley to the Sea: the gardens of Del Mar and Carmel Valley," was by all accounts a huge success. If there was a theme, it was the color orange. Orange protea at Torrey Pines View, orange poppies at Entertainer's Delight, and in between we enjoyed copper-colored jade, orange sticks on fire, orange salvia, and even orange roses. Please join me in thanking the gracious homeowners who welcomed us into their gardens: **Samantha Binkley, Barbara Kubarych, Sue Lasbury, Mindy Scarano, Nancy Dalton, Howard Appel, Susan Halenza, Renee Tepper and Candace Kohl.** Thanks as well to garden designers **Dave Ericson and Laura Eubanks,** who volunteered two of our tour gardens they had designed, and were there all day to show us around.

The tour would never have happened without these homeowners and designers and without the work of our volunteers. We owe a special thanks to those who helped to plan the tour: SDHS President Jim Bishop, who designed the publicity and managed the website, Karen Dorney, who did the garden write-ups and was always willing to visit "one more garden;" Mo Price, who arranged for our vendors and saw them all accommodated on tour day; Cindy Essary, who managed the shuttle buses, calmly negotiating a last minute change in route; Barbara Raub and DJ Starr, who took the beautiful pre-tour publicity photographs; Susanna Pagan, who distributed flyers, put photos on Facebook, and obtained press coverage; Rachele Mellious, who created and installed all the signage; Susan Morse, who unflappably processed online ticket sales; Joan Herskowitz, who wrote descriptions of the plants for the website; Sherrill Leist, who photographed every garden on the day of the tour (see pages 8-9); and Patty Berg, who recruited and oversaw our wonderful team of volunteers. Speaking of which, so many tour goers told me how helpful and smiling the volunteers were on tour day. We had an amazing crew of over 60 volunteers, listed below, who made our tour goers feel relaxed and welcomed in all of the gardens.

Our garden tour is one of many held in San Diego each spring (see page 7). As one of the largest, it provides us with a special opportunity to educate area gardeners and garden enthusiasts in best practices for gardening in San Diego's climate. I think we did that this year. There were all kinds of gardens. Small ones with plantings that could easily be duplicated elsewhere. Larger ones with elements, such as painted walls, novel plantings, artfully arranged succulents, and welcoming meditation gardens, that could be incorporated on a reduced scale in most of our gardens. I imagine everyone who came on the tour must have come away with ideas. I know I did. Thanks to all our members who bought tickets for the tour. And all of you who volunteered your time for the tour should take special pride in what you achieved. ☘

THANK YOU VOLUNTEERS

- | | | |
|-------------------------|---------------|-------------------------|
| Pam Ames | Bj Boland | Thelma Gerome |
| Kathy & Tony Arciero | Herb Brown | Rob Granat |
| Kathy Ascher | Jason Chen | Pam Greer |
| Bob & Barbara Bandhauer | Julia Coleman | Robin Hermann |
| Annette Beaty | Karen Dorney | Paula Hildebrandt |
| Lisa Bellora | Dave Ericson | Myrna Hines |
| Benay Berl | Sharon Fabry | Johnathan Hossler |
| Cindy Benoit | Connie Forest | Suzi Ince |
| Kathryn Blankinship | Sandi Friday | Sylvia & Weldon Keating |



FROM THE BOARD

By Jim Bishop

Spring Garden Tour a Huge Success!

Thank you to all the volunteers, homeowners and attendees to our spring garden tour *From the Valley to the Sea*, featuring gardens in Carmel Valley and Del Mar. We capped the sales at 800 tickets this year, only selling online and at our monthly meeting, and we were a sellout. Limiting the ticket sales helped to not overcrowd the gardens or neighborhoods so that everyone could have an enjoyable experience. Also, not having to deal with ticket sales the day of the tour reduced the number of volunteers we needed. Email delivery to attendees of the tour map and tour guide just before the tour allowed people to do the tour at their own pace, start at any garden on the tour, and use their smart phones for navigation to the gardens.

Special thanks to our garden tour chair, **Susan Starr.** She is wonderful at organization and follow up, and such a pleasure to work with. Susan put in countless volunteer hours planning, scheduling and working to make sure that everything ran so smoothly. Her careful attention to detail created an enjoyable and educational experience for all who attended.

Special thanks also to **Patty Berg** for finding and scheduling volunteers. I saw Patty controlling traffic at the first garden I visited in the morning and again after the tour picking up signs and traffic cones at the last garden we visited. We all owe her a special thanks and appreciation. 70 volunteers were needed just for the day of the tour and we had difficulty getting enough members to volunteer, so asked for help from other groups and the general public this year.

And, of course, a big thank you to all the garden owners for all the time and effort they put in to preparing and sharing their gardens. Our thanks and appreciation goes to the vendors and artists who participated. Finally, thanks to the Del Mar Garden Club for helping us with some of the garden selections and also selling their plants and plant arrangements in one of the gardens. Be sure and checkout Susan Starr's article in this newsletter for additional information about the tour, and see the tour photos on pages 8 and 9.

We are already looking for an area or neighborhood to host next year's tour. If you know of an area of San Diego County with great private gardens, please let us know. ☘



Members enjoying a tour garden

- | | | |
|--------------------------|-----------------|-----------------------|
| John & Gretchen Kramer | Don Nelson | Pam Shetler |
| Carol Lane | Nancy Norcross | Linda Stewart |
| Sherrill Leist | Joan Oliver | Susan Swift |
| Virginia & Mark Mahigian | Susanna Pagan | Peter & Janann Taylor |
| Al Mazur | Meredyth Potter | Laura Tezer |
| Mary Jo McCall | Cheryl Prince | Marcia Van Loy |
| Anne Murphy | Barb Redlitz | Chris Weathers |
| Dora Jean & Al Myrick | Marilyn Rinaldi | Marilyn Wilson |
| Barbara Naas | Jorge Robles | Casey Woodall |

THE REAL DIRT ON...

Frank Lloyd Wright's Southern Plantation

By Donna Tierney

Last Fall I got a call from a friend who told me she had snagged a rare ticket to visit a Frank Lloyd Wright (FLW) plantation near Beaufort, SC. I thought she was joking! But, alas, there is really a lovely southern estate, called Auldbrass, on 4000 acres of coastal landscape near the Combahee River.



Dawn Jolly

In 1939, Wright was commissioned by wealthy industrialist C. Leigh Stevens to design his country estate. FLW envisioned a collection of one storey slender buildings, constructed of polished cypress. The collection included a main house, cabins, kennels, stables, a "dining barge" floating in a pond, and various service buildings. The design was unified through the use of cypress wood, walls canted inward at an 81° angle, copper roofs, doors with ornamental panels, and hexagonal tables. The logo for Auldbrass was a stylized arrow, which was Wright's tribute to the Yemassee Indians who inhabited the area prior to the British arrival. The building design was integrated into the existing landscape of the property, allowing the old oaks, ponds, flowers, grasses, and shrubs to shine.

Auldbrass is low, dark, modernistic, and asymmetrical. The front entrance is hidden by surrounding buildings. This design was in stark contrast to the typical southern plantation design (think Scarlett's Tara: multi-storied, prominent entrance, classical symmetry, bright colored). FLW worked on the design and construction of this estate until his death in 1953, but it was never truly finished. Steven's financial setbacks, construction and materials challenges, and a fire in 1952 that destroyed the barn and stables, plagued the project. Steven's daughter inherited the property in 1963 and maintained it for about twenty years. It was then sold to a group of Carolina hunters who used it as a lodge and let it fall into disrepair.

When FLW aficionado and Hollywood film producer Joel Silvers heard that a Wright-designed property was about to be bulldozed, he rushed to South Carolina to look at the property. The magnitude of taking on this restoration was overwhelming, but it didn't deter Silvers, who had recently completed another restoration on Wright's Storer House in Los Angeles. He bought the property in 1986, and has been working on it ever since with able assistance from FLW's grandson, Eric Lloyd Wright. Silvers considers this renovation effort like producing a great movie with multiple spin offs or sequels.

Auldbrass doesn't look like any other FLW structure, because he never designed anything else in a southern, coastal environment. A low country landscape is very unique and primarily consists of marshy grassland, huge live oak trees dripping with moss, ponds filled with old cypress stumps, and large, waving grasses. The copper downspouts hung from the corners of the main house look like the Spanish moss that drapes the old oaks. The canted walls appear to mimic the gentle slope of the oak tree trunks, and the choice of native cypress allows the house to appear to grow out of the environment like the cypress growing in the surrounding ponds.

If you are intrigued by this property, you will have to plan your visit

BOOK REVIEW

Newspaper, Pennies, Cardboard & Eggs for Growing a Better Garden

By Roger Yepsen and the Editors of Organic Gardening
Reviewed by Caroline McCullagh

I had a bonanza day at the second-hand book store affiliated with the Coronado Public Library, Second Hand Prose. The books I found are just plain fun, and two of them were on the dollar table. Is it possible to ask for more out of life?

My first find was *Newspaper, Pennies, Cardboard, & Eggs for Growing a Better Garden*. The subtitle is almost a review in itself: *More Than 400 New, Fun, and Ingenious Ideas to Keep Your Garden Growing Great All Season Long*. So, moving on to the next book ... No, I'll tell you a little more about this one first.

I was attracted to it by the word "pennies" in the title. I recently reviewed *The Year I Ate My Yard: Essays for the Vegetable Gardener* by Tony Kienitz. He suggested that you use a wall of pennies, laid touching in a circle, around your vegetables to keep off snails and slugs. I wondered if Roger Yepsen was suggesting the same thing, but he had a different idea: drop a penny in the water in a vase full of cut flowers. The copper acts as a fungicide, and the flowers last longer. That's one suggestion, and we still have 400 more to go.

This 346-page book has ten chapters and a good index. The chapters include: Seed Starting and Saving; Planting and Transplanting; Soil, Compost and Fertilizing; Weeds and What to Do about Them; Getting a Leg Up on Pests and Diseases; The Vegetable Plot; Flowers in Beds and Pots; Growing and Enjoying Herbs; Tools, Supports, and Storage; and Out in the Yard.

Yepsen lives, works, and gardens in Pennsylvania, so you'll get a few statements about preparing your garden for the snow, and a lot of mentions of plants I'd love to be able to grow here (peonies), but there's enough other information to make this book well worth searching out. Yepsen has a number of other books to his name, including a number about apples, berries and heirloom vegetables.

Aside from the ideas, I like the design of the book. People keep telling me how great it is to have an e-reader, but I still like holding real books and being able to turn the pages. The pages in this one are creamy white, the type is dark brown, and many of the pages have hand-drawn pictures relevant to the subjects.

The book is published by Rodale Press, an American institution known for their magazines and books about health and organic gardening. Check out their catalog at rodaleinc.com.



carefully. It is only open to the public on alternate years and tickets are limited. The next opening will be November 2017.

Bibliography:

tinyurl.com/May-Wright

en.wikipedia.org/wiki/Auldbrass_Plantation

rizzoliusa.com/book.php?isbn=9780847836161

VOLUNTEER SPOTLIGHT

Out of the Icebox and into Earth-Friendly Gardens

By Tina Ivany

Growing up (and gardening!) in International Falls, Minnesota, which proudly promotes itself as the “Icebox of the Nation,” makes long-time volunteer Dawn Standke especially grateful to have ended up in Southern California.

As a child, Dawn happily helped her parents tend a backyard vegetable garden that grew bigger every year, despite living in the coldest city in the continental United States, right on the border with Ontario, Canada. Extending the short growing season had its challenges, including “covering the garden” or spreading bedsheets over the rows of veggies before a frost, just to get a few more weeks of growth before the first hard freeze. Imagine a winter that includes a week of 40 degrees below zero!

Dawn left Minnesota in the early 1980s to work as a computer programmer, first for Hughes Aircraft in Los Angeles, and then for Qualcomm here in San Diego. She would spend lunch hours wandering plant nurseries, bringing home all sorts of plants that would not have had a chance in Minnesota.

Dawn became a UCCE Master Gardener in 2005, and now as the Chair of the Earth-Friendly Gardens program, Dawn especially enjoys helping the public learn about sustainable ways to garden. Check out their website (mastergardenerssandiego.org/sustain) for great ideas on making your own garden more sustainable. You can even complete the checklist to self-certify your garden and purchase a cool yard sign that will have your neighbors green with envy. Key principles of Earth-Friendly gardens include: selecting appropriate plants, nurturing the soil, practicing responsible pest management, protecting wildlife, conserving water and protecting water quality, conserving energy and protecting air quality, reducing waste, and growing food.

In her own garden, Dawn tamed a challenging backyard slope with help from a handyman who built stairs and raised beds into the hillside. Now the front of the beds are at “counter level” and it’s easy to reach the back of the beds with a shovel. Most recently, Dawn has been transitioning from thirsty flowering plants and roses to more Earth-Friendly plants that need less water, or which attract birds or butterflies, or produce something to eat. Preferably something unusual! Current favorites include passion fruit, kohlrabi, micro-greens, ground cherries, lemon guavas and Surinam cherries. Best of all, no “covering the garden” required! 🌿



THE DIRT ON WATER BLOG

The Purple Pipe

By Jeanne Meadow



Irvine Ranch Water District

Purple pipe is for recycled water that is not potable, meaning not for drinking. The water has been cleaned just enough so it can be used to water outdoor landscapes, golf courses, nurseries that grow plants you don’t eat, car washes, etc. The most popular use of reclaimed water is for irrigation.

The quality of recycled water can vary widely. So if you are lucky enough to have reclaimed water available to you for use in your garden, watch your plants closely as they adjust to the new water source.

Certainly, recycled water has emerged as a partial solution to California’s long-running drought. In San Diego, officials require that new developments that are close to purple pipes must connect to the city’s system.

Recycled water has been around for many decades. Los Angeles County has used it in its parks and golf courses since 1929. San Francisco built its first recycled water facility in 1932. Treatment of wastewater has advanced technologically over the years, to the point where some communities mix reclaimed water into the drinking supply via such methods as reverse osmosis and ultraviolet disinfection.

I was recently asked about the history of the funny-colored pipe. When water districts began recycling water, they needed a way to distinguish the difference between drinking water and water that was unsafe to drink. They did not have a lot of colors to choose from, with many colors already spoken for including blue (drinking water), green (sewers), yellow (flammables), orange (telecommunications), red (electrical) and white (planned excavation). So when the Irvine Ranch Water District, one of the southern California pioneers in dual distribution, needed to pick a color, that funny shade of purple/pink/lavender spoke to the engineers. It is now called Irvine Purple and has been deemed the standard recycled pipe color by the American Water Works Association.

Ideally, two water pipes would carry water to each home, farm, and business: one potable and one for recycled. The colored identifications make it easy to tell them apart.

For various reasons, this hasn’t come to pass as yet. Too much drinkable water is being wasted on gardens, when recycled water could do just as good a job, at a lower price, with less effect on the environment. Some water districts have made good strides trying to rectify this. It wouldn’t hurt to ask your local water officials about increasing their use of recycled water. We should all have a dual distribution system.

Visit my blog at TheDirtonWater.com to read my latest rants or contact me at Jeanne@jeannemeadow.com. 🌿

GOING WILD WITH NATIVES

Getting to the Point with Cactus

By Bobbie Stephenson

People often think that the only way to have an arid garden is to use cacti. Previous "Going Wild with Natives" articles have shown that not to be true – we have so many beautiful native trees, shrubs, subshrubs and annuals in San Diego. But we shouldn't forget about our cactus when we design our gardens; we have a lot of interesting ones, and they are a natural part of our local coastal sage scrub and maritime succulent scrub plant communities, as well as being widespread in our desert.

The cactus family is truly Native American, occurring from Patagonia in southern South America northward to western Canada, in both arid and tropical regions. Since I am writing about California native plants, I'll restrict myself here to talking about cacti that occur naturally in our dry San Diego area, rather than the tropical ones that can be morphologically different.

Cacti in our area are succulents with fleshy stems and a green outer flesh adapted to store water and photosynthesize. Most of them have lost true leaves, but may have vestigial leaves that dry up and fall off soon after they are formed. You can often see these vestigial leaves on new cholla stems. Cactus stems are often ribbed or fluted, which allows them to expand and contract easily for quick water absorption after rain, and to store water during long drought periods. They have specialized structures called areoles, which are kind of a highly reduced branch where the spines and flowers grow. The spines protect the plants from herbivores and help prevent water loss by reducing air flow close to the plant. Some spines are small, but others can be very large and can provide some shade for the plants, and waxy or resinous coatings also help reduce water loss.

The Cactaceae is a crazy family of plants. What can be crazy about cactus is their genetics, in particular, the number of chromosome sets they have. Most higher organisms are diploid, having two (di-) sets of chromosomes (one from each parent, female and male). Most plant species are like this, too. The crazy thing in cactus, and some other plant groups, is that they may have multiple sets of chromosomes from each parent, a feature called polyploidy. They can be tetraploids (four sets), octaploids (eight sets) or something else. This is crazy enough, but cactus species add to this confusion by hybridizing with other closely related species in the field, resulting in combined or intermediate characteristics between species, making taxonomy and deciphering relationships among cactus species complicated and challenging. In addition, in most cacti "crassulacean acid metabolism" (CAM) is part of photosynthesis. In CAM, transpiration, during which carbon dioxide enters the plant and water escapes, occurs at night to conserve water, and not during the day when the plant is photosynthesizing.

Cacti are often grown for their beautiful flowers and interesting structure. A lovely native cactus, the California fishhook cactus (*Mammillaria dioica*), forms clumps of several stems about 6-12 inches high. Chollas (*Cylindropuntia* spp.) are larger, much branched and provide nesting habitat for the coastal cactus wren, a declining species. Chollas are often salvaged from impact sites and used to restore coastal cactus wren habitat throughout the western part of the County. Golden spined cereus (*Bergerocactus emoryi*) has erect columnar stems with many interlaced yellow spines and are especially pretty glowing in late afternoon sunlight. And the lower growing prickly-pear species (*Opuntia* spp.), with flattened pads, come in green or purplish hues and have yellow or magenta flowers.

So, for a point of interest in your garden, try some native cactus species – they are fascinating! 🌵



Bobbie Stephenson

Golden spined cereus (*Bergerocactus emoryi*)

TO LEARN MORE...

Seed Swapping May Be Illegal!

By Ava Torre-Bueno

I usually use this space to write about the topic of the upcoming meeting, but this is about a law you haven't heard of. AB-2470 is ostensibly a weed abatement measure, but it has several alarming provisions. You can't give or sell seeds to someone more than 3 miles from you, and even if your municipality passes a more realistic seed law, state law will trump local wishes. This is like a locality banning plastic bags, but the state saying they can't. This law also makes corporations "people," and we know how great that's been for the whole political system!

"AB2470 makes it illegal for a farmer to 'offer for sale, expose for sale, possess for sale, exchange, barter or trade' their seeds beyond an arbitrary three mile limit from their farm to "neighbors," unless they adhere to a strict and onerous packaging process. Under this law a farmer is not allowed to share seeds at a swap meet over three miles from their farm, or exchange seeds with a friend who lives more than three miles down the road, without jumping through the same regulatory hoops designed for giant commercial seed retailers, like Monsanto." organicconsumers.org/news/angry-farmers-will-protest-dangerous-seed-law.

Here's the text of the bill: [leginfo.legislature.ca.gov/faces/billNavClient.xhtml?bill_id=201320140AB2470](http://leginfo.ca.gov/faces/billNavClient.xhtml?bill_id=201320140AB2470).

If you're interested in getting politically active around corporate agriculture, there's a March Against Monsanto on May 21st in Balboa Park: copswiki.org/Common/MarchAgainstMonsanto. See you there!



LOCAL GARDEN TOURS IN MAY

By Mary James

The garden tours listed here cover a lot of territory! Because some tours sell out, purchase tickets early when prices often are discounted.

May 7, 18th Annual Mission Hills Garden Walk: Delight the Senses

Nine gardens on tour reflect this historic neighborhood, ranging from compact urban landscapes, sprawling estates and canyon-side designs. The event begins and ends at Mission Hills Nursery, 1525 Ft. Stockton Drive, which hosts a Mercado and plant sale.

Time: 10 a.m. to 4 p.m. / Tickets: \$25 in advance; \$30 on tour day; purchase at Mission Hills Nursery, Walter Andersen Nursery Point Loma and missionhillsgardenclub.org. / Info: missionhillsgardenclub.org

May 7, 20th Annual Clairemont Garden Tour

A dozen waterwise ornamental and edible gardens on tour showcase the canyon, bay and oceanview backdrops in Bay Park, Bay Ho and Clairemont neighborhoods.

Time: 10 a.m. to 4 p.m. / Tickets: \$20 for adults, \$15 for seniors (55+) through May 5; \$5 more after that date. Kids 12 and under, free. / Info: gardentour.clairemontonline.com

May 7, 21st Annual Fallbrook Country Garden Tour

Six waterwise gardens including a large, formal estate are open for this annual benefit sponsored by Fallbrook's American Association of University Women. Shopping and free refreshments at Palomares House, 1815 S. Stage Coach Lane, Fallbrook.

Time: 10 a.m. to 4 p.m. / Tickets: \$20 in advance, available at Fallbrook Chamber of Commerce and Major Market, and AAUW booth at the April 17 Avocado Festival; \$25 on tour day, available at Palomares House. / Info: aauwfallbrookca.org

May 7-8, Mother's Day Weekend Art, Garden and Studio Tour

Eight tour stops between Encinitas and south Carlsbad visit artists' studios, homes and gardens with art exhibits. One garden features a labyrinth with panoramic views. Sponsored by the San Dieguito Art Guild.

Time: 10 a.m. to 4 p.m. each day. / Tickets: \$25, available at OffTrack Gallery (offtrackgallery.com) after April 1 or at each home on tour days. / Info: sandieguitoartguild.com

May 11, Bonita Valley Garden Club's Bonita in Bloom

This water friendly tour features six gardens that showcase wildlife habitats, artificial turf, lawn-replacements and native plantings. Includes opportunity drawing and plant sale at Bonita/Sunnyside Library, 4375 Bonita Road, Bonita.

Time: 10 a.m. to 3 p.m. / Tickets: \$15 in advance; \$20 on tour day, sold at the library. / Info: (619) 479-0429

May 14, 18th Annual Secret Garden Tour of La Jolla

Destinations on this popular tour are secret until event day, but based on past tours, stops will range from historic cottages to oceanview estates. Each garden features entertainment, artist in residence and tabletop and floral displays. The Secret Garden Boutique at Wisteria Cottage, 780 Prospect St., La Jolla, sells plants, garden accessories and gifts. Sponsored by La Jolla Historical Society (LJHS).

Time: 10 a.m. to 4 p.m.; Boutique hours, 9 a.m. to 5:30 p.m. / Tickets: \$50 (\$40 LJHS members); Platinum Tour with brunch and shuttle, \$150 (\$140 LJHS members) / Info: lajollahistory.org/events/secret-garden-tour

May 21, Gardens by the Bay: Historic Point Loma

The San Diego Floral Association continues its tradition of historic garden visits with a tour in Point Loma. Includes a garden marketplace. Time: 10 a.m. to 4 p.m. / Tickets: \$25 in advance; \$30 on tour day / Info: sdfloral.org

TOUR VOLUNTEERS NEEDED MAY 8

Love beautiful homes, art and gardens? Participate as a Greeter in **San Dieguito Art Guild's Mother's Day Weekend Art, Garden & Studio Tour on May 7 & 8** (10 AM-4 PM). Welcome visitors, check for tickets, and give directions to the next home, the refreshments, and artists in the garden. Greeters work one 3½-hour shift on Sunday, May 8, and receive two free event tickets (\$50 value). You can use your free tickets on Saturday and volunteer on Sunday! The greeter needs to attend one training at one of these times: April 30, 11:30-12:30; May 2, 10:30-11:30; or May 2, 12:30-1:30. Training location: US Bank in Encinitas, 131 North El Camino Real, Encinitas 92024. If you are interested, contact Ann Gallagher at ann@abstractwhimsy.com. Send your name, email address, phone, and preferred greeter shift on Sunday, May 8, 9:30-1 or 12:30-4.

FREE SUSTAINABLE LANDSCAPE WORKSHOPS

The issue of water use in our landscapes is a big one. The San Diego Sustainable Landscapes Program (tinyurl.com/April-Sustainable) builds on Surfrider's Ocean Friendly Gardens, and funded by a state grant, the G3 Green Gardens Group is able to offer free Landscape Design Workshops and hands on turf removal workshops over the next few months. Is creating beautiful landscapes that use less water, capture and treat stormwater and sequester carbon of interest to you?

Sign up for free workshops at the website above; upcoming Landscape Design Seminar Hands On Workshops include:

May 10, Encinitas Community Center

May 18, Rancho Bernardo

May 21, Lakeside

Also, you can enroll at the website above in a Turf Removal and Contouring for Ran Hands On Workshop to be held as follows:

May 14, South San Diego County

June 6, Mid/East San Diego County

Educating and informing San Diego residents is the name of the game. The San Diego Sustainable Landscape Guidelines (download the free info at: tinyurl.com/April-Sustainable-booklet) provide the backbone for a holistic package of in-depth professional training, homeowner Hands On Turf Removal Workshops, Design Seminars and one-on-one Garden Guru coaching. A number of the workshop leaders are SDHS members.



SDHS GARDEN TOUR, FROM THE VALLEY TO THE SEA, A GREAT SUCCESS!

See page 3 for details. Thanks to the homeowners & volunteers; thanks to Sherrill Leist for the photos.



Palm Paradise



Entertainer's Delight



Texture and Tapestry



Simply Succulents



Hawaiian Hilltop



Spanish Villa



Paty Berg

Pat Welsh paints at Spanish Villa



Torrey Pines View



Horticultural Fantasy



Nature's Garden

▼ SDHS SPONSOR



GREATSOIL LLC
WWW.GREATSOIL.COM

North County's Premium Supplier of
Bark • Topsoils • Mulch • Sod • Seed

641 Rock Springs Road
Escondido, CA 92025

www.greatsoil.com

VISA

MasterCard

Discover

No Added Greenwaste

SAVE WATER
APPLY MULCH

Call Today! (760) 740-9191

HOME DELIVERY AVAILABLE

Free Delivery on 10yds Bark or 15 yds Soil in San Marcos and Escondido

<p><u>PREMIUM BARK</u></p> <ul style="list-style-type: none"> Mini Fir Nuggets • Shredded Fir Medium Fir Nuggets 3/8" Fir Bark Shredded Redwood/Gorilla Hair Shredded Mulch - Coarse and Fine <p><u>PREMIUM TOPSOILS</u></p> <ul style="list-style-type: none"> Landscape Mix for Grass Planter Mix for Vegetable & other Gardens Container Mix for Greenhouse Plants Bio Retention Soil Palm Mix California Native Plant Mix Custom Mixes on Request <p>MARATHON SOD & MARATHON SEED</p>	<p><u>OTHER PRODUCTS</u></p> <ul style="list-style-type: none"> Pumice • Perlite- #3 Decomposed Granite Black Lava Rock (small and large) Sand • Peat Moss Certified Playground Mulch Rubber Mulch <p><u>SOIL AMENDMENTS</u></p> <ul style="list-style-type: none"> Nitrolized Shavings 1:1 Soil Rejuvenation and Grass Topper Soil Conditioner 1:3 Concentrated Extra Strength Gypsum
--	--

10% OFF

for the members
of SDHS

Let's Talk Plants! May 2016, No. 260

San Diego Horticultural Society 9



MY LIFE WITH PLANTS

By Jim Bishop

This is a continuing series of articles that chronicle Jim Bishop's experiences with plants and the effect they have had on his life.

The Plants Start To Go In! Part I

This is a continuation of columns from the September, October, and November 2015 newsletters about filling in our swimming pool and replacing it with a garden. The previous articles were about the construction and garden hardscape. This month's is about the planting of the former pool area.

In the late winter of 2003, we were finally ready to start planting. I had been thinking of what we would plant since we bought the house in 1998. I watched the sun and shadow patterns carefully for several seasons and decided on the following for one area.

The garden to the northwest of the casita is one of the sunniest locations on our property. It is far enough away from the house to not be entirely shaded in the winter. In the summer, it gets very hot on sunny days and the old pool wall that surrounds the swimming pool area keeps out of the ocean breeze and also gophers. Two large glass windows in the corner of the wall allow in lots of light. We had also built a fountain in the area using the old bathtub that was left over from the house renovation. I had been dreaming of a succulent garden for years and decided that this would be the best place. I had already been buying succulents from Exotic Gardens (then located in Hillcrest) and selected the following large plants for the area:

Aloe thraskii – a large trunked aloe with long draping leaves

Aloe bainesii (now *Aloe barberae*) – a multi-branched tree aloe

Euphorbia ammak - a large pale green tree euphorbia

Euphorbia cotinifolia – tree aloe with maroon heart shaped leaves

Furcraea foetida 'Mediopicta' – a large agave relative with variegated striped leaves

Euphorbia tirucalli 'Sticks on Fire' – a brightly colored bush shrub to small tree

Aloe plicatilis – a large shrub aloe with

strap-like leaves arranged in fans at the ends of thick branches

Kalanchoe beharensis – the large leaf form with just a few trunks

Agave bracteosa – squid agave

I had Carl from the Exotic Garden deliver the plants, and he told me they would never fit into the space I allocated. Not be deterred, I planted them anyway. Seventeen years later the large plants are all still there. The *Aloe thraskii* today has grown to about 10 feet tall with 3-foot long draping leaves and a stout trunk. It blooms reliably each February. The *Aloe barberae* has slowly grown into a husky 20-foot tree with eleven "arms." It seems to struggle a bit and has never bloomed. The *Euphorbia ammak* has been the biggest success story, and looks

to have over 100 arms. It grows 2 to 3 feet a year, and today is close to 30 feet tall and 20 feet wide. I've removed probably 50 or so outer "arms" over the years and have many plants in the lower garden. It is quite spectacular when viewed from the living room window above.

Another great success story is the *Euphorbia cotinifolia*. I relocated an existing, but struggling, *Euphorbia cotinifolia* that had been elsewhere in the garden for several years but never grew much. After relocation, it grew quickly and today is about 25 feet tall and wide. It has small blooms in summer and many volunteers sprout near it, which I weed out of the garden. It is a bit brittle, and large branches have been blown out, so it gets some reshaping each year. Also, it's nice that it is deciduous, which allows for extra sun into the garden in winter. I much prefer this tree to more commonly used *Cercis* 'Forest Pansy'. Both have a similar look, with wine-colored leaves, but the *Euphorbia* needs less water and the leaves retain their maroon color throughout the growing season.

Today, the *Furcraea foetida* 'Mediopicta' is about 8 feet by 8 feet and nicely accents one side of the fountain. It gets scale insects in the summer on some of the lower leaves and is easily scarred, but still a focal point. The *Euphorbia tirucalli* 'Sticks on Fire' did too well, and quickly grew to over 8 feet. The garden is shadier today and it doesn't color up as well as gardens in full sun. Each year it is a debate whether to keep it or remove it. I've trimmed it up high to keep it narrow and have rooted many more plants from the cuttings.

To be continued next month.



Garden overview soon after planting



Agave bracteosa (center) in bloom

Jim Bishop is President of San Diego Horticultural Society and a Garden Designer. 🌿

WELCOME NEW MEMBERS

We encourage our 1200+ members to be active participants and share in the fun; to volunteer see page 2. A warm hello to these new members:

Helene Bell	Rick Dewhirst	Pennie Leachman
Lily Bland	Cynthia Dow	Marsha Rold
Heather Collinson	Karin Esser	Carolyn Schaefer
Melanie Conomikes	Frankie Frey	Rip Schlocker
Laura Cormode	Pamela Greer	Linda Teague
Linda Daniels	Sheila & Donald Hershberger	Jan Vaccaro
StaciA Dawson	Jerry King	

HORT BUCKS ARE GREAT!

Kudos to these members whose friends joined in 2016; they earned Hort Bucks worth \$5 towards name badges, garden tours, dues and more! To get your Hort Bucks ask your friends to give your name when they join.

Karen Baccei (1)	Sue Lasbury (1)	Susan Starr (2)
Gail Bakker (1)	Cheryl Leedom (1)	Shelly Sulit (1)
Debra Lee Baldwin (2)	Maria Mata (1)	Linda Teague (1)
Ken Blackford (1)	Dannie McLaughlin (1)	Tere Trout (1)
Lorraine Bolton (1)	Rachele Melious (1)	Marcia Van Loy (1)
Kathie Closson (1)	Toni Muncell (2)	Christine Vargas (1)
Alice Dukelow (1)	Mo Price (1)	Mary Vaughn (1)
Brett Eckler (1)	Stella Ramos (1)	Wishing Tree Company (1)
Dave Ericson (2)	Sue Ann Scheck (1)	Linda Woloson (1)
Sharon Hayakawa (1)	Sterling Tours, Ltd. (1)	

SPONSOR MEMBERS (names in bold have ads)

Agri Service, Inc.

Anderson's La Costa Nursery

Aristocrat Landscape, Installation & Maintenance

Assoc. of Professional Landscape Designers, San Diego District

Barrels & Branches

Benoit Exterior Design

Briggs Tree Company

Buena Creek Gardens

City Farmers Nursery

Coastal Sage Gardening

Columbine Landscape

Cuyamaca College

Chris Drayer, ASLA

www.EasyToGrowBulbs.com

Evergreen Nursery

Falling Waters Landscape

Garden Design

Glorious Gardens Landscape

Grangetto's Farm & Garden Supply

Greatsoil LLC

Green Thumb Nursery

JTM Nutrients

Kellogg Garden Products

KRC Rock

Leichtag Foundation

Living Designs by Linda Marilyn's Garden Design

Moosa Creek Nursery

Multiflora Enterprises

Nature Designs Landscaping

Ornamental Gardens By Lisa

Pat Welsh

Redfin San Diego

Renee's Garden

San Diego County Water Authority

Serra Gardens Landscape Succulents

Solana Succulents

Southwest Boulder & Stone

Sterling Tours

Sunshine Care

Sunshine Gardens

Tejus Trivedi

The Wishing Tree Company

Walter Andersen Nursery

Waterwise Botanicals

Weidners' Gardens

Westward Expos

LIFE MEMBERS *Horticulturist of the Year

*Chuck Ades (2008)

*Walter Andersen (2002)

Norm Applebaum & Barbara Roper

*Bruce & Sharon

Asakawa (2010)

Gladys T. Baird

Debra Lee Baldwin

*Steve Brigham (2009)

Laurie Connable

Deeter Buckner Design Group

*Julian (2014) & Leslie Duval

*Edgar Engert (2000)

Jim Farley

Sue & Charles Fouquette

Caroline James

Joyce James

Debbie & Richard Johnson

*Vince Lazaneo (2004)

*Brad Monroe (2013)

*Bill Nelson (2007)

Deborah & Jack Pate

*Kathy Puplava (2016)

Tina & Andy Rathbone

*Jon Rebman (2011)

Mary Rodriguez

Peggy Ruzich

Gerald D. Stewart

St. Madeleine Sophie's Center

*Susi Torre-Bueno (2012)

& Jose Torre-Bueno

Dorothy Walker

Lucy Warren

*Evelyn Weidner (2001)

*Pat Welsh (2003)

Betty Wheeler

DISCOUNTS FOR MEMBERS

(see ads for more discounts)

Get a 15% discount at Briggs Tree Co. (www.briggstree.com; tell them to look up the "San Diego Hort Society Member" account).

Get a 10% discount at San Diego Botanic Garden on Family/Dual or Individual memberships. Just state you are a current member of SDHS on your membership form. It cannot be done online, so mail it in or bring it to the Garden. Info: Chelsea.Rubino@SDBGarden.org

Join Grangetto's FREE Garden Club for coupons and tips delivered to your inbox. www.grangettos.com/garden.

Let's Talk Plants! May 2016, No. 260



THINGS TO DO IN MAY

If you have never met a chocolate that you didn't like, this is your day. San Diego Botanic Garden will have its annual **Chocolate Festival** on Saturday, May 7 from 10 am – 4 pm. Your taste buds will thank you when savoring the many varieties of chocolate treats. Enjoy the day relaxing in the garden oasis while sampling the many chocolate treats and taking in chocolate demonstrations and tips. Food and music will round out the day in addition to gift vendors and the Garden Gift Shop where you can find the perfect something for yourself or a Mother's Day gift. Plus, we have Kidzone where children can have fun making crafts and gifts for Mom. Visit SDBGarden.org/chocolate.htm for more information.

On Saturday, May 28, 9 am – 3 pm, the San Diego Botanic Garden hosts the **Palm, Cycad, Bamboo and Tropical Plant Sale**. This one-of-a-kind event features rare and exotic species of palms, cycads and other tropical plants. These will be provided by exceptional Southern California nurseries. This event is co-hosted by the Palm Society of Southern California and San Diego Botanic Garden. Visit SDBGarden.org/plantsales-tropical.htm for more information.





**Visit our newest location
in SOUTH BAY today!**

**621 L Street
Chula Vista, CA 91911**

SWB
SOUTHWEST
BOULDER & STONE

Create a
SERENE SETTING
with SWB
Landscape
Supplies!

**SOUTH BAY - 619.591.2366
FALLBROOK - 760.451.3333**

southwestboulder.com

TREES, PLEASE

Make Memorials

Matter

By Robin Rivet



Bo tree leaf

Great trees can take your breath away.

Incredible history surrounds trees. If you dig deep enough, nearly every species is revered by some culture. Perhaps this tradition is worth reviving, particularly as we drift away from our human "roots." Lately, people don't seem to care.

Buddha attained enlightenment (bodhi) while meditating underneath a famous "Bo" tree, *Ficus religiosa*. Amazingly, part of that tree from 249 B.C. still grows in Sri Lanka, and is considered the oldest angiosperm planted by any human. Its leaf has a long, narrow tip resembling a cottonwood on steroids. Like poplars, this species is in constant motion, so ancient peoples thought gods rustled the leaves because they moved without wind.

Ficus sycomorus was considered the original "Tree of Life" in Africa, and ancient Egyptian tombs contained coffins constructed of sycomore wood. Although both have palmate-shaped leaves, our California "sycamore" has an "a," while this edible syc-"o"-more fig mimics its closer relative, the mulberry. Can you imagine political boundaries determined by trees? The oral Hebrew tradition, or Mishnah, delineated the Land of Israel into Lower and Upper Galilee, where the sycomore fig could, or would not grow. Somebody cared. (Both fig species can be seen behind the Botanical Building in Balboa Park.)

An Arizona college professor, Doug Hulmes, has been researching the sacred trees of Norway and Sweden. He documents how legends of historic Scandinavian trees are disappearing from modern culture, but extols the wisdom of resurrecting those legacies; and I agree. Hulmes' research hones in on the Swedish tradition *Vårdträd* and Norwegian *Tuntre*, where centrally planted trees on family farms created a moral reminder to care for the land, the sense of place,

Continued on page 20



SHOP FOR PLANTS. LEARN ABOUT SUCCULENTS.

cacti.com

SERRA GARDENS LANDSCAPE SUCCULENTS



Tule tree Oaxaca

▼SDHS SPONSOR

NORTH COUNTY'S MOST UNIQUE ASSISTED LIVING COMMUNITY



Call for a Personal Tour of our Homes, Greenhouse and Organic Fields.

858-674-1255 x 202



A Community of Assisted Living Homes

Member of the SD Horticultural Society

www.sunshinecare.com

12695 Monte Vista Road
Poway, CA 92064

Lic#374601087

Specializing in Memory Care, Intergenerational Programs and Horticultural Therapy

- 7 care homes on 32 acres featuring 5 organic gardens, a greenhouse, fruit orchards, and California wildflowers.
- Organically grown fruits, vegetables and herbs used in our home cooked meals.
- Only 15 minutes from Del Mar and La Jolla on Route 56.
- FREE ongoing *Garden Lecture Series* with Farmer Roy Wilburn. For serious garden enthusiasts. Join us monthly, on the 3rd Saturday, at 10:30 a.m.
- Composting & Vermiculture Program
- Award-winning Intergenerational Seed to Table Program.



▼SDHS SPONSOR

Over 500 types of stone and boulder for your Water-Wise Garden.

Flagstone
Pavers
Pathway DG
Boulders...
and so much more...

Our creative and knowledgeable staff will help you make the best selections for the garden of your dreams.



Natural Stone & Boulder Supply

San Marcos (760) 744-1036

Poway (858) 748-3953

Lakeside (619) 443-8153

1 800 KRC ROCK (1 800 572-7625) www.KCRCRock.com

▼SDHS SPONSOR

Great Results Start with Great Soil!



KelloggGarden.com is proud to support the San Diego Horticultural Society for a greener world



▼SDHS SPONSOR

Garden Design and Maintenance



619 223 5229 coastalsage.com

▼ SDHS SPONSOR

Don't just dream it.
Grow it!



Now offering a fast and no-mess solution to compost and mulch application with our blower delivery service.

Compost • Mulch • Organic Recycling

www.agriserviceinc.com
orders@agriserviceinc.com

Julia Mattern
(760) 216-3385

▼ SDHS SPONSOR

— YOUR ORGANIC HEADQUARTERS —
Quality Products • Expert Advice • Friendly Service

- Plant Food & Nutrients
- Amendments & Mulch
- Seed & Sod
- Veggie & Flower Packs
- Garden Tools
- Water Storage
- Irrigation
- Vineyard Supplies
- Echo Power Tools
- Bird Feeders & Seed
- Pest & Rodent Control
- Weed Control



Visit Our New
WEBSITE
And Join The
CLUB!!

garden club
JOIN TODAY!!



www.grangettogardenclub.com

A growing database of articles, tips, how-to's, workshops and more!

ESCONDIDO
1105 W. Mission Ave
760-745-4671

ENCINITAS
189 S. Rancho Santa Fe
760-944-5777

VALLEY CENTER
29219 Juba Road
760-749-1828

FALLBROOK
530 E. Alvarado St.
760-728-6127



SAN DIEGO BROMELIAD SOCIETY

BROM·I·CON: 2016 SHOW & SALE

- **SATURDAY & SUNDAY, MAY 21 & 22**
- **10:00 A.M. - 4:00 P.M.**
- **BALBOA PARK - CASA DEL PRADO, ROOM 101**

An affiliate of Bromeliad Society International

http://www.bsi.org/webpages/san_diego.html



SHARING SECRETS

Edited by Dayle Cheever

This column is written by you, our members! Each month we'll ask a question, and print your responses the following month. You can find copies of previous Sharing Secrets on our website at <https://sdhort.wildapricot.org/SharingSecrets?eid=1093874>. Also, you can continue the discussion by adding new replies online to Sharing Secrets topics. Here's your chance to comment on how the plants you mentioned two years ago are doing today, or to suggest another way to do something in the garden.

The question for May was: What flowering plant would you not want to do without in your garden and why? (zip code shown when available)

Jane Morton: I could not do without any of the cistus (rockrose). I have many varieties, in several colors and sizes and really enjoy them, as they are often the first to bloom each year. I especially like that they are wonderful hillside plants, are covered with flowers during a long bloom, and use almost no water, once established. My most recent is the large, white saucer sized flower (*Cistus 'Blanca'*) that is expected to reach seven feet on a south facing hillside, near the coast; planted next to an area of Cape Plumbago. I am rewarded with a year-long show of flowers. (92075)

Marilyn Wilson: Grevilleas from Australia. I have several varieties and at least one is blooming all the time. I'm a cut-flower girl, and grevilleas make excellent cut flowers.

Tynan Wyatt: Sweet almond verbena (*Aloysia virgata*)! Goodness, that fragrance never gets old and the butterflies and bees love it too!

Catherine Tylka: I love my aloes. They blossom year round, if you have a variety. The hummingbirds love them too, and all the people I share them with. (92026)

Nancy Woodard: I love salvias. There are so many different colors, sizes, and bloom times. There is always something gorgeous to see. The scent of the leaves fills the surrounding area with a wonderful aroma. It is always a pleasure to work in the garden nearby.

Christine Vargas: Brugmansia! I have double white, yellow and pink and love the aroma in the evening – it is scentsational!

Nick Stavros: Abutilon – I think of this as the “bread and butter” for hummingbirds. Sure, they love all the other things that bloom in the garden, but Abutilon always seems to have something blooming, especially when nothing else is in bloom.

Pat Venolia: Oh my gosh, this question is like being asked to pick the favorite of my four children... it can't be done! However, predictably I'll say camellias... but then I'll also list roses (“Sevillana”), and alstroemeria. (92084)

Jean Emery: If you like bright orange (I do), I have had a Cape honeysuckle (*Tecomaria capensis*) growing in a big pot for almost four years. I hack it back once a year and fertilize; it withstands forgetfulness, neglect, and watering restrictions. Almost constantly in bloom and is like a hummingbird feeder without the fuss!

Michelle Sund: *Hesperaloe paviflora* – the hummingbirds LOVE it!

Al and Dora Jean Myrick: Lady Banks' rose (*Rosa banksiae*), covers our west side garden on a giant, ten-foot high trellis, ¾ of the length of the house. It begins to bloom in late February and many blossoms last until mid-April. It is practically thornless, takes little care or water and is virtually pest-free and never needs dead-heading or pruning. Our west side one is white, but we also have a yellow one farther down the canyon. In its blossoming peak it resembles a snowy white cloud, 40 feet long, 10-15 feet deep and 15 feet wide (but it would grow wider and longer if we let it.) How could anything else beat this in the spring? In the summer it is a shade tree!

Jeannine Romero: That's like asking to choose my favorite child. It is hard to choose just one, but I would have to go with lavender and any jasmine. Why? I think that is what heaven must smell like.

Karin Peterson: White and pink rockrose. Beautiful flowers, good screening, and does not need much water or attention. (92067)

Kathleen Voltin: Gardenia; I absolutely love the fragrance of my 'Mystery' gardenias, and they look so beautiful while opening. I traveled with a cut flower in a ziplock baggie and it stayed fresh for days without water. Quite a remarkable and resilient flower!

Susan Halenza: Alstroemeria: 1) It brings happy colors (wide range) to my garden and has a long blooming season. 2) Returns to flower the following year. 3) Makes great arrangements.

Janet Segvich: Alstroemeria: Long bloom period, easy to care for, variety of lovely, showy colors, heights from dwarf to tall, can be easily moved, and they spread. Most of all, they seem to really like my yard.

Chris Drayer: Aloes – Some of the most beautiful flowers on some of the toughest and most versatile plants available for our gardens.

▼ SDHS LIFETIME MEMBER



By purchasing garden items from Sophie's Organic Garden you are providing the opportunity for over 400 adults with developmental disabilities who attend St. Madeleine Sophie's Center to discover, experience and realize their full potential.

\$10 off with this coupon*

2119 E. Madison Ave. | El Cajon, CA 92019
www.stmsc.org | 619.442.5129

Open Mon – Fri 8 to 4 (year round) and Sat 9 to 3 (Mar 15th – Jul 15th)

*With purchase of \$50 or more

▼ SDHS SPONSOR

<p>12755 Danielson Court Poway, CA 92064 (858) 513-4900 FAX (858) 513-4790 Open 9-5, 7 days a week</p>		<p>3642 Enterprise Street San Diego, CA 92110 (619) 224-8271 FAX (619) 224-9067 Open 8-5, 7 days a week</p>
<p>Free Garden Classes at both locations on Saturday mornings www.walterandersen.com</p>		

▼ SDHS SPONSOR


FIND A DESIGNER NEAR YOU!



Go to **www.apldca.org**
and type in
your zip code.

APLD—Where Residential Landscape Design Begins

▼ SDHS SPONSOR



This 340-page, 1000+ color photo book is both a cultural overview and encyclopedia of aloes and agaves in cultivation. These African and Mexican plants are shown thriving in our Southern California suburban habitat, with growing advice and observations from a local succulent nursery owner. Also shown and discussed are the smaller related genera, such as yuccas, beaucarneas, haworthias, gasterias, etc..

Available late April 2016. Quality softcover, retail (est.) \$39.00. Please contact the author at Solana Succulents if you'd like to pre-order.

We are a retail nursery specializing in both common and rare succulents for container culture or landscape. Design help is available.
Open Wednesday - Saturday 10-5
Sunday 12-4

Solana Succulents
355 N. Hwy 101
Solana Beach, CA 92075
(858) 259-4568
www.solanasucculents.com

▼ SDHS SPONSOR

Drought Tolerant, Colorful Garden Designs
Linda Bresler, Award-winning Landscape Designer



livingdesignsbylinda.com
(858) 735-7000

Jason Chen: Some flowering things I can't be without. I can't live without camellias. Probably last on many people's list of plants, but what other shade plant looks great year-round, with dark green foliage and blooms when little else is flowering during the dead of winter? Relatively drought tolerant when established, it is definitely my go-to plant. The palette is so varied. Not just the traditional big and blousy ones, I tend to like the specialty cultivars, Higos, species and yellow flowering types. Or for the foliage, color/textures or contorted branching of 'Unryu'. (92123)

Elizabeth Woodward: Do I have to pick just one? There are two flowers that I cannot do without in my garden: Alstroemeria 'Casablanca' that I purchased through Liz Youngflesh at Garden Glories Nursery. They are tall beauties with a free spirit and brighten my garden from late winter through summer. There are plenty of blooms to grace my garden and enough to cut and bring inside or make a bouquet for a friend. I love many of the Alstroemerias but 'Casablanca' is my favorite. My other favorites are the Hardy Garden Gerbera (*Gerbera* 'Drakensberg'). These incredible, daisy-like flowers bloom nonstop and are resistant to pests and disease. Mine have been blooming their little hearts out for over seven years. They are a bit difficult to find. I bought my first ones at the San Diego Botanic Garden Fall Plant Sale in white and pink. Once in awhile I have spotted them at a nursery and usually scoop them up for myself or to give to someone else.

Constance Forest: I have to say pelargoniums, commonly called geraniums. Yes, I know they are not exotic and you can find them in any nursery and most yards, but the blooms and the leaves are shaped and colored in myriad ways, and it is the most forgiving plant I know. It may not thrive in all soils and exposures, but it will usually survive and provide color even when it is neglected. I have not even mentioned the various scents pelargoniums provide. Though I admit to sometimes taking my 'peles' for granted, I would miss them terribly if they were not in my garden.

Tim Biggart: The plant that pops into my mind is the lowly, yet lovely yellow Oxalis that forms a carpet of yellow in my front garden. Its arrival and departure are early and rapid but still it leaves a long lasting impression, reminding me how wonderful plants can be.

Vivian Black: The iris; it has multiple blooms and gives such delight to all passersby. I have about two dozen yellow Iris plants. They are a delight to share as they keep producing for me and my friends.

Gail Nye: Trichocereus cactus, so much fun to watch. Flowers don't last long, but they are popping out all over.

Carol Brewer: Roses are my favorite flowers, as they bloom several times a year and some of them have great perfume. Our number two favorites are Martha Washington perlargoniums, as they have a wide range of bloom colors and bloom shapes, but sadly, no perfume. (The picture is of our garden this year).

Dawn Standke: The flowering plant that I wouldn't want to do without is passion vine – which is cheating a little bit because I would want to keep both kinds: *Passiflora edulis* that gives me flowers and delicious passion fruit, plus my purple passion vine that doesn't produce fruit but attracts Gulf fritillary butterflies. The caterpillars eat the leaves, but they have not defoliated the vine and the flowers are a nectar source for the adult butterflies. Purple passion vine is also an amazingly low water user. We have it growing with no irrigation at all; it may have its roots over in our neighbor's backyard. Between the two vines we have attention getting flowers, fruit, and butterflies. We're so glad to live in San Diego, where growing passion vine is easy. (92129) 🌿

APRIL 2016 PLANT DISPLAY

By Charley Fouquette, Joan Herskowitz & Susi Torre-Bueno

What is the Plant Display?

Each month members bring in plants, cuttings or flowers and put them in blue bottles on our display tables. What a great way to see what plants grow well in our area. EVERYONE is invited to participate. All plants are welcome. Write descriptions similar to those below, and put them with your plant(s).

Join the fun and bring something to the next meeting. We thank those people who brought in plants to show to other members.

Now available FREE on our website – all 21 years worth of plant descriptions! Go to tinyurl.com/Plant-Descriptions.

Agave vilmoriniana OCTOPUS AGAVE (Agavaceae) Mexico
This handsome drought-tolerant succulent grows to about 4-6' tall and wide in full sun. The specimen shown was planted from a 1-gallon pot in 2009, and the bloom spike began about 6 weeks before the photo was taken on April 9, 2016 (when it was about 15' tall). The large narrow leaves curl back (hence the common name), and they do not have the typical spine on their tips, which makes them a friendlier plant in the garden. The bright yellow blooms are very attractive to bees. The plant dies once it blooms without producing any pups, but the flowers become small bulbils, making it easy to propagate after flowering. In habitat it grows on the sides of cliffs, looking like giant spiders. According to San Marcos Growers (smgrowers.com), "This agave has one of the highest concentrations of smilagenin, a saponin; in Mexico the fibers of the leaves are made into a brush that contains its own soap." (Susi Torre-Bueno, Vista, 4/16) – S.T.B.

Kalanchoe bracteata SILVER TEASPOONS (Crassulaceae)
Madagascar
Another interesting plant from the island of Madagascar; this silver-foliaged subshrub grows about 2-4' tall and wide in full sun or bright shade, and needs very little water. The very small red flowers appear spring to summer – they're nothing to write home about – it's the foliage that's a winner. The oval leaves are about 1-2" long, with a pointed tip, and the eye-catching silvery look comes from tiny hairs. It should be hardy to at least 28°F (although one source says to protect from frost to avoid leaf burn), and is reputed to have high heat tolerance. Good in pots or in the ground, and really attracts your attention when planted among darker-foliaged plants. I purchased my plant in a 4" pot in 2013 and planted it in full sun in the ground; three years later it is now about 2' tall and wide. (Susi Torre-Bueno, Vista, 4/16) – S.T.B.

Kalanchoe tomentosa 'Chocolate Soldier'
CHOCOLATE SOLDIER PANDA PLANT (Crassulaceae)
Cultivar
The parent species of this fuzzy-leaved succulent cultivar hails from the island of Madagascar. According to San Marcos Growers (smgrowers.com – this website is an excellent source of info about a wide range of plants), "The 'Chocolate Soldier' cultivar is a leaf color variant of the species reportedly collected by Werner Rauh in habitat in Madagascar. It has narrower leaves and a more uniform and thicker dark chocolate

▼SDHS SPONSOR

Specializing in Low Water Gardens!



Marilyn's Garden
Design

MarilynsGardenDesign.com
760-224-9188

▼SDHS SPONSOR



California's Native Plants

Available at your local garden center

www.moosacreeknursery.com
760-749-3216

▼SDHS SPONSOR



Nursery, Maintenance & Design
Unusual plants, pottery and gifts

10% discount for SDHS members

Barrels & Branches
Open daily 8am to 5pm
1452 Santa Fe Drive, Encinitas
(760) 753-2852
www.barrelsandbranches.com
Find us on Facebook



▼SDHS SPONSOR



Anderson's La Costa Nursery & Design Center

10% Discount for SDHS Members

400 La Costa Avenue
Encinitas

Open to the Public

Daily 9am to 5pm
(760) 753-3153
andersonslacostanursery.com

brown margins while the species (which is quite variable) typically has broader gray-green leaves and spots or lines of brown along the leaf margins." In my garden the species has distinctly more silvery foliage. Grows well in containers or in the ground with good drainage. Considered a sub-shrub, it reaches about 1-2' tall and can get to 2-3' wide (although it often stays smaller in cultivation), with rosettes of leaves coming off somewhat woody stems. The 2" long leaves are felted and densely hairy, and the brown edges are a nice contrast to the silvery green centers of the foliage. The small yellow-green flowers are not often seen. Grow it in full sun to light shade. Propagation is said to be done by putting individual leaves in a sandy soil, although I usually just cut off a whole rosette with a little bit of attached stem and stick that right in the ground. (Susi Torre-Bueno, Vista, 4/16) – S.T-B.

Lycaste 'Abou First Spring' (Orchidaceae)

Horticultural Hybrid

The Lycaste orchid genus has about 30 species, primarily from South and Central America (some are from Mexico and the Caribbean Islands). The parentage of this hybrid is Central American (85% is from *L. skinneri*, from Central America), and if you go to orchids.wikia.com/wiki/Lycaste_Abou_First_Spring you can see its history back 5 generations! It was registered in 2001 by Mr. M. Abou from Japan. The specimen displayed had deep pink flowers with a very heavy substance. It was grown in a greenhouse hanging close to misters. It scored a 93 point FCC from the American Orchid Society. (Charley Fouquette, El Cajon, 4/16) – C.F. & S.T-B.

Phacelia campanularia DESERT BLUEBELL (Boraginaceae)

California

This is a native desert annual with showy royal blue or purple, bowl-shaped flowers that bloom from February to April and, after a wet winter, contribute their color to Spring desert bloom spectacles. The flowers have protruding golden anthers that embellish their appearance. The plant is loosely branched and grows to 1-2 feet tall in its native habitat of dry sandy and gravelly places below 4,000 feet. However, it is often cultivated as an ornamental in gardens with sandy or well-drained soils, alone or in combination with other annuals in wildflower mixes for a colorful display. It is drought tolerant, but responds to normal rainfall and watering. Be aware that glandular hairs on the stems and leaves may give sensitive people a mild rash. To propagate, sow seeds in late summer or early fall, on top of the soil, as light is needed for germination. Dry pods before collecting seeds for use in the following season. (Anne Murphy, Vista, 4/16) – J.H.

Rosa 'Betty Boop' (Rosaceae) Hybrid

This charming upright floribunda rose grows 3'-5' tall. From spring to fall it produces nicely scented 3"-4" semi-double pale ivory yellow flowers (with from 6-12 petals) with a broad red edge. The dark green leaves are red when young. It grows well in shade. (Ric Dykzeul, Torrance, 4/16) – S.T-B.

Rosa 'Julia Child' Rosaceae) Hybrid

A floribunda rose which makes an outstanding landscape plant with excellent heat tolerance. A recent hybrid, it was bred in California in 2004 by renowned rose hybridizer Tom Carruth, and was a 2006 All America Rose Selection winner. Introduced by Weeks Roses, Julia Child selected this hybrid to bear her name. The 3-1/2" wide flowers, which have over 35 petals, have a sweet licorice and spice scent and range from gold to yellow; they are produced in clusters all spring and summer. A low grower with shiny green foliage and excellent disease resistance, it is about 2-3' tall and wide. (Ric Dykzeul, Torrance, 4/16) – S.T-B.

Scilla natalensis (= *Merwillia plumbea*) WILD SQUILL

(Hyacinthaceae) South Africa

This uncommon summer-deciduous South African bulb doesn't ask for much, but handle it with caution as the sap is reported to burn the skin and it is poisonous if injected. Give it full sun to very light shade, good soil, and well-drained soil, and it'll reward you with showy, light blue honey-scented flowers on stems that can rise up to 3' above the basal rosette of light green leaves. The flower color and leaf color is somewhat variable, and some plants bear leaves with purplish coloring. According to the South African National Biodiversity Institute's very extensive and helpful plant information website (plantzafrica.com), "[t]he inflorescence is a many-flowered slender raceme of bright violet-blue, or pale blue, or blue and white, star-shaped flowers each one carried on a delicate amethyst blue stalk, giving the overall effect of a misty blue plume floating in mid-air. There is also a white form..." The plant displayed, grown from a very small bulb purchased from Annie's Annuals in 2012, which has light blue flowers, was grown in a pot in light shade, and would probably be on a longer stem when grown in full sun in the ground. (Susi Torre-Bueno, Vista, 4/16) – S.T-B.

In addition to the plants described above, the plants listed below were displayed; all have been previously described.

What's that in front of the plant name? Plants marked **3** are fully described in the SDHS *Plant Forum Compilation*, available online for FREE at tinyurl.com/Plant-Descriptions.

Can you spot the phony plant this month? The phony plant in the April newsletter was *Dendrobium sex-pistolis* ROCK 'N ROLL ORCHID.

- 3 *Allium schubertii* (Sheldon Lisker, Sun City, 4/16)
- 3 *Anomatheca laxa*, syn. *Lapeirousia laxa* (Sue Fouquette, El Cajon, 4/16)
- 3 *Arundo donax* 'Variegata' VARIEGATED GIANT REED (Susi Torre-Bueno, Vista, 4/16)
- Callistemon citrinus* BOTTLEBRUSH (Marilyn Wilson, Vista, 4/16)
- Clarkia* cv. or sp. CLARKIA (? , 4/12; Anne Murphy, Vista, 4/16)
- Clivia* 'Anderson Peach' (? , 4/16)
- Dyckia* sp. (Sue Fouquette, El Cajon, 4/16)
- 3 *Eschscholzia californica* CALIFORNIA POPPY (Anne Murphy, Vista, 4/16)
- 3 *Iris* 'Marty Richards' TALL BEARDED IRIS (Susi Torre-Bueno, Vista, 4/16)
- Iris* 'That's All Folks' BEARDED IRIS (Sheldon Lisker, Sun City, 4/16)
- 3 *Lasthenia coronaria* ROYAL GOLDFIELDS (Anne Murphy, Vista, 4/16)
- 3 *Leucocoryne ixiooides* GLORY-OF-THE-SUN (Sheldon Lisker, Sun City, 4/16)
- Lupinus* cv. or sp. LUPINE (Anne Murphy, Vista, 4/16)
- 3 *Penstemon heterophyllus* x *laetus* PENSTEMON 'MARGARITA BOP', FOOTHILL PENSTEMON (Anne Murphy, Vista, 4/16)
- Penstemon heterophyllus* 'Blue Springs' FOOTHILL PENSTEMON (Anne Murphy, Vista, 4/16)
- 3 *Philadelphus mexicanus* MOCK ORANGE VINE, EVERGREEN MOCK ORANGE (Susi Torre-Bueno, Vista, 4/16)
- Rosa* 'Boogaloo' (Rose Fanatic, Torrance, 4/16)
- Rosa* 'Polka' (Ric Dykzeul, Torrance, 4/16)
- Rosa* 'Soaring Spirits' (Ric Dykzeul, Torrance, 4/16)
- 3 *Watsonia borbonica*, syn. *W. pyramidata* BUGLE LILY (Sue Fouquette, El Cajon, 4/16) 🌱

APRIL MEETING REPORT

Forty Years Among the Natives

By Jeannine Romero

For the span of his horticultural career over the past 45 years, native plant specialist David Fross has had one goal in mind. That is, he said, "that with every simple act of planting, I remind us of who we are and where we are."

"All I have been trying to do is to express the landscape that tells me I'm home," Fross said during his presentation about native plants at the April 11th meeting. Home for the author, teacher, and owner of the Native Sons nursery (nativeson.com), originally was Lakewood, Colorado. Now a long time resident of California, Fross specializes in climate appropriate native plants. He started his nursery in 1978 in Arroyo Grande, California.

He noted that it is "hard to find a sense of place" when looking at our community landscapes that typically consist of heavily watered green turf and other flora. However, the features that define the area we live in, Fross said, are aridity and drought. And the landscape colors of an arid community, he noted, "are not green."

Since he began his business, Fross noted that there was a time when less than 30% of his inventory was native plants, but now there is more than 60%, "a resurgence which I feel good about. I like to think that Native Sons made a contribution." He believes that we now have opportunity for change due to increased awareness of drought conditions and noted that, "we have turned a corner." He pointed out that even the popular and upscale Rogers Gardens nursery in Newport, California, recently replaced a prominent area of turf on its property with drought tolerant plants. "I take my hat off to Roger's Gardens," Fross said.

Fross also indicated that he relates to all gardeners, noting "the collector in us all" and "like many of you," he said, "I will buy anything at a plant sale." He described his "lavender stage," when the south of France influenced him to plant every lavender variety he could. He said he was influenced by Christopher Lloyd and his famous English garden, Great Dixter, where Fross observed how an informal meadow was combined with formal, well manicured plants.

And recently, he said, quoting Louis Erdich, "I am converted to a religion of grass. He added, "I embrace this fully," noting that Native Sons grows a wide range of grasses. He cited a California native grass, *Carex praegracilis*, a slender field sedge and a "wonder plant" useful as a lawn.

Despite his zeal with native landscaping, Fross recognizes that when people make landscaping choices they have their own visions of beauty, and even sentimental reasons for making plant choices that probably defy regional climate and habitat.

Fross co-authored a book called *Ceanothus*, about this genus of shrubs, "one of my heart's desires," and in 1996 he planted Ebbetts Garden with every cultivar he could find, together with young oaks. He noted, however, that he abandoned the garden for about five years and neglected the irrigation. Much of the garden died. Even if you do choose native landscaping, Fross noted that there are still many considerations when it comes to selecting plants. For instance, there are California native plants that are not waterwise, and many that are not low maintenance or maintenance free. There are natives that can create serious issues in terms of size. The lots of new houses can make native gardens challenging. In addition, gardeners should understand that many native flora express dormancy in the summer, not winter. And wildflowers, he noted, "are not the easiest plants to accommodate."



Kathy Ascher

California wildflowers brought by Anne Murray to the April meeting.



Lycaste 'Abou First Spring' orchid brought by Charley Fouquette to the April meeting.

Nonetheless, Fross cited designers that create beautiful native gardens. Bernard Trainor, he noted, "takes chaparral and makes music out of it." And Greg Donovan designed a community "Mission Oaks" in Solvang, with mostly natives in the development "used right up to the house. You have a strong sense of where you are."

"If you garden with natives long enough," he said, "seedlings colonize." He noted that in his personal experience, "the birds and vectors are doing the gardening now." Thanks, David, for an excellent presentation.

THANK YOU DOOR PRIZE DONORS

We thank the following for their generous door prize donations:

Ray Brooks – hand-turned wooden bowl

Liz Youngflesh/Garden Glories Nursery – potted *Alstroemeria*

Green Thumb Nursery – books



Over 100 Years of Gardening Experience...

Please Join Us

Membership is open to all interested individuals.

Membership in San Diego Floral is a great way to meet other gardening and horticultural enthusiasts.

Membership Includes

- Subscription to *California Garden*, our bimonthly magazine
- Borrowing privileges from our extensive Horticultural Library of 3500+ books
- Reduced fees for selected events
- Quarterly meetings with informative programs
- Regular newsletters



Don't Miss Out
sdfloral.org/membership.htm

1650 El Prado #105,
San Diego, CA
92101-1684

sdfloral.org



PACIFIC HORTICULTURE

Explore the Tropical Allure of Singapore and Bali

The amazing city-state of Singapore is a contrast of ultra modern urban design and traditional culture. Nothing expresses this contrast better than the two large public gardens of Singapore. The Singapore Botanic Gardens have been at their current site since 1859. Laid out in the English Landscape Movement style, many of the features, such as the bandstand hill, ring roads, swan lake and the main gate, still remain. Gardens by the Bay opened in 2011, and is an amazing blend of horticulture and technology. Its ultramodern design includes two huge glass houses designed with no internal supports, which contain plants and trees from across the globe.



Due to its beauty, climate, and culture, Bali has long been a popular destination for travelers. Crafts are an integral part of Balinese culture, and Ubud is the crafts center of Bali. We'll sample the art and culture for which Bali is known as we visit workshops of modern artisans in Ubud. The Balinese portion of our adventure also includes stays in the beachside town of Sanur where we'll tour private gardens, villas, and museums, as well as ancient temples. We will also be treated to a lecture from Made Wijaya, whose designs include many of the world's most famous hotels and private estates.

SDHS is a Pacific Horticulture Partner. Visit www.pachort.org for more tour info or to subscribe to *Pacific Horticulture* magazine. A special rate of \$24 is available with discount code SDHS2016.

SUBSCRIBE TO GARDEN DESIGN AND GET A FREE ISSUE!

Our sponsor *Garden Design* magazine has a special offer for members. Use the link in their ad on the inside back cover and get a FREE issue of this exceptional publication when you subscribe. Every quarterly issue has 132 pages with no advertisements, expert insights, outstanding gardens showcased with inspiring stories and splendid photos, new plants, garden tours, and much more!

JOB OPENING: Share What You Know!

Monrovia® is seeking a knowledgeable plants person to answer customer email, working with other Monrovia Craftsmen and utilizing company resources to provide timely information. The position is flexible, work-from-home. If interested, please contact ktamony@monrovia.com with relevant experience.

■ Trees, Please Continued from page 12

and even ancestral spirits who might have been buried near the trees. (SDHS members may recall seeing Doug Hulmes as "John Muir" in Balboa Park 2012: vimeo.com/150557427.)

Mingled in those histories was also Yggdrasil, the mythical ash tree where the Norse god Odin sacrificed himself. Ash trees were also credited for "raining honey" that fed the hungry. Many such tales have truths. Like maples, ashes exude a sugar-like substance, and an early 19th century American pharmacopoeia cites ash "manna" in US dispensary archives.

Today we commemorate people and deeds with plaques and medals, but why not trees? What if we dignified America's heroes this May by planting exalted, unique or long-lived trees? The famous Tule tree of Mexico, (a *Montezuma cypress*), thrives here, and might be the largest tree in the world. Here in San Diego County, Pechanga has a 850-1,500 year-old oak. Wouldn't you be honored if a significant regional tree was dedicated in your name?


Member Robin Rivet is an ISA Certified Arborist & UCCE Master Gardener; you can reach her at treetutor@gmail.com. She is on the City of La Mesa Environmental Commission and the Community Forest Advisory Board.

Interesting links:

- Doug Hulmes' research: norwegianjournaloffriluftsliv.com/doc/192010.pdf
- Buddha tree: tinyurl.com/May-bo-tree
- and YouTube video: youtube.com/watch?v=2Zfepw2HkGk
- Sycamore Fig: gutenberg.us/articles/old_world_sycamore
- Yggdrasil: viking-mythology.com/yggdrasil.php
- Ash tree sugar: musaios.com/ash.htm
- 2,000+ year old Tule tree: youtube.com/watch?v=U2931FLQUSg
- Pechanga oak: pechanga-nsn.gov/index.php/history/the-great-oak

SDHS Nametags

Sturdy magnet-back nametags are just \$10



To order go to <https://sdhort.wildapricot.org/Shop> or buy one at any monthly meeting.

▼ SDHS SPONSOR

Sunshine Gardens

It's time to plant ... Come on Down!

We have just about everything the gardener in you is looking for:

- Bedding Plants ➤ Shrubs
- Citrus ➤ Houseplants
- Vegetables ➤ Fertilizers
- Soils ➤ Seed
- Trees ➤ Pottery

*When you're here also visit
Elizabethan Desserts & Twigs by Teri*



**SUNSHINE GARDENS
ENCINITAS**
155 Quail Gardens Drive
Encinitas
(760) 436-3244

www.sunshinegardensinc.com


Open 7 Days Monday-Saturday 7:00-5:00; Sunday 9:00-4:00

What's Happening? for MAY 2016

The SDHS is happy to publicize items of horticultural interest. See other side for resources & ongoing events.
Send calendar listings by the 10th of the month before the event to Neal King at calendar@sdhort.org.

▼ SDHS Sponsor

DISCOVER EVERGREEN NURSERY



Landscaping? Relandscaping?
Just Sprucing Up Your Yard?

WHY PAY MORE?

BUY DIRECT FROM THE GROWER AND SAVE!

ONE STOP SHOPPING

Incredible selection. Over 500 varieties on 400 acres.
From small color packs to huge specimen trees.

DRIVE THRU SHOPPING

Use your car as a shopping cart!!!



UNBEATABLE VALUE

The discount houses and depots can't compete
with our grower direct prices.

Come on out and see for yourself!

- 1 gallon plants starting at \$3.50
- 5 gallon plants starting at \$10.00
- 15 gallon plants starting at \$39.00

PROMPT DELIVERY AVAILABLE

Hours - call to confirm

ALL LOCATIONS:

Monday – Saturday, 7:30 a.m. to 5:00 p.m.

Sunday 9:00 a.m. to 5:00 p.m.

Free Monthly Seminar

Starting at 10am at two locations: Carmel Valley and Oceanside

May 7, 10am, How important is it to have good soil?

Understanding your soil type and what soil amendments are
needed.

May 21, 10am, Citrus & Avocado Varieties & Care

Learn all about your favorite citrus and avocado varieties
and the best way to care for them.

Each FREE seminar is approximately 1 hour long. Come to
the location nearest you! Refreshments will be provided. Seminar
attendees receive a coupon for an instant discount for any
purchases made the day of the seminar!

To view our entire seminar schedule and check
our hours of operation, visit us at

www.evergreennursery.com

Send questions and comments to:
info@evergreennursery.com

Three Convenient Locations:

CARMEL VALLEY
13650 Valley Rd.
(858) 481-0622

OCEANSIDE
3231 Oceanside Blvd.
(760) 754-0340

EL CAJON

9708 Flinn Springs Rd., (619) 443-0873

Events at Public Gardens

❖ **Alta Vista Gardens** Contact info on other side
May 6, 8am-2pm: "Grow Getters" Plant Sale. Info:
www.altavistagardens.org

❖ **San Diego Botanic Garden** Contact info on other side
May 3, 9am-12pm, Succulent Mushroom Class: Create your
own unique miniature succulent mushroom. Please bring small
clippers or scissors to class. Please register by April 22. Members
\$35, Non-Members \$43.

May 7, 10am-4pm, Chocolate Festival: Spend the Saturday
before Mother's Day at San Diego Botanic Garden's famous
Chocolate Festival. Free with paid admission or membership.
Extra fee for tasting tickets. See website for \$2 off admission
coupon.

**May 21, 10-11:30am, Free Members Only Plant Clinic: Trees of
San Diego Botanic Garden Tour:** Will highlight trees that are
outstanding for this area and the history of significant trees in the
Garden.

May 17, 9am-2pm, Succulent Wreath Class: Take home a
beautiful succulent wreath that you make yourself. Please bring
small clippers or scissors to class. Please register by April 15.
Members \$65, Non-Members \$78.

**May 28, 9am-3pm, Palm, Cycad, Bamboo and Tropical Plant
Sale:** Features rare and exotic species of palms, cycads, and
other tropical plants. Free with paid admission or membership.
Info: (619) 291-4605.

❖ The Water Conservation Garden

Contact info on other side. For ALL events below, register online
or at (619) 660-0614.

May 14, 9am-3pm, Butterfly Festival: Enjoy an exciting day filled
with activities for all ages to celebrate the beginning of butterfly
season in the Butterfly Pavilion at The Garden. Non-Members \$5.

May 15, 9:30-10:30am, Free Special Access Tour: Explore The
Garden from the comfort of the Verbeck Shuttle with a Garden
docent.

Saturdays, 10:30am, Garden Tour: Docent led tour of the Water
Conservation Garden. Meet at the main gate at the Garden
entrance. No reservations required.

Events Hosted by SDHS Sponsors

Please thank them for supporting SDHS!

◆ Barrels & Branches Classes & Workshops

Info: www.barrelsandbranches.com. See ad on page 17.

◆ **City Farmers Nursery** – see www.cityfarmersnursery.com

◆ **Evergreen Nursery: FREE Seminar** Details in left column

◆ Sunshine Care FREE Seminar Each Month

May 21, 10:30am-noon: Finding the composting method just right
for you. RSVP: (858) 472-6059 or roy@sunshinecare.com.
www.sunshinecare.com. See ad page 13.

◆ Walter Andersen Nursery FREE Saturday Classes

Details at www.walterandersen.com; address in ad on page 16.

	Point Loma, 9am	Poway, 9:30am
May 7	TBA	Creating a Food Forest
May 14 & 15	TBA	Rose Show
May 21	TBA	Veggies in Small Spaces
May 28	TBA	Composting

◆ Waterwise Botanicals FREE Succulent Celebration

May 20-21, 9am-4pm. LOTS of things to see & do! Details at
www.waterwisebotanicals.com.

◆ Weidners' FREE Events

May 21: Ladybug & Butterfly Festival, Join us in a celebration of
your garden's beneficial insects! A great event for kids, families
and adults alike, we'll have beneficial insects for sale, as well as
some of their favorite plants. 695 Normandy Rd., Encinitas. Info:
www.weidners.com, (760) 436-2194.

Next SDHS Meeting

May 9:

Bromeliads in the Wild

See page 1 & website for details

More garden-related events on other side.

Other Garden-Related Events:

Check with hosts to confirm dates & details

Many Garden Tours in May See Page 7

Through May 8, 9am-6pm, Master Gardener's Organic Demonstration Garden: The Flower Fields, 5704 Paseo Del Norte, Carlsbad. Info: www.mastergardenerssandiego.org.

Hydroscape Customer Appreciation Free Open House: Demos, free food, water conservation information, more! Video of see last year's Open Houses: <https://youtu.be/RIjoB--EOEc>. Visit website for address & details: www.hydroscape.com/openhouse. San Diego, May 12; Escondido, May 17; Temecula, May 18, Chula Vista, May 19. All from 11am to 2pm.

April 30 (12-5pm) & May 1 (10am-4pm), San Diego Iris Society's Show & Potted Iris Sale: Room 101, Casa del Prado, Balboa Park.

May 7, 9am-3pm, La Mesa Plant Sale: Trees, shrubs, bedding plants, Master Gardeners to answer questions. St. Andrews Lutheran Church, corner of Glen and Lemon Ave. La Mesa. Info: Phone (619) 303-8300.

May 6, 1-4pm, Green Roofs & More: Good Earth Company and GreenScaped Buildings is having a Spring Open House. Details on page 2. RSVP to alexa@goodearthplants.com and get a free plant. 7922 Armour St., San Diego.

May 7 & 8, 9am-4pm, Epiphyllum Society: Mother's Day Show & Sale. Casa del Prado, Balboa Park. Info: www.sandiegoepi.com.

May 7, 10-noon, Solana Center's Composting Workshop: Water Conservation Garden 12122 Cuyamaca College Dr W. El Cajon. Info/register: www.solanacenter.org.

May 7, California Native Plant Society's Explore Nature's Gardens: Crestridge Ecological Preserve, El Cajon/Blossom Valley. Info: www.cnpsd.org.

May 11, 7:30pm, Epiphyllum Society: General meeting. Room 101, Casa del Prado, Balboa Park. Info: (310) 833-6823.

May 12, 12:30pm, Palomar District Floral Design Forum: Flower Power. Shinoda Design Center, 7170 Miramar Rd. Info: www.powayvalleygardenclub.org.

May 14 & 15, 9am-4pm, Geranium Society's Show and Sale: Mixing geraniums and pelargoniums with animal art and safari adventure. Many varieties of geraniums and pelargoniums for sale. Info: www.sdgeranium.org.

May 14, 10-11:30am, UCCE Lecture: How to Grow a Salsa Garden. Crest Branch Library, 105 Juanita Lane, El Cajon. Info: (858) 822-6932.

May 14, 10-noon, Solana Center's Composting Workshop: Barrels and Branches, 1452 Santa Fe Dr., Encinitas. Info/register: www.solanacenter.org.

May 15, California Native Plant Society's Explore Nature's Gardens: Sycamore Canyon, Santee. Info: www.cnpsd.org.

May 17, 7:30-9pm, California Native Plant Society: Hiding in Plain Sight: New Cactus Species in the California Desert. Info: www.cnpsd.org.

May 21, California Native Plant Society's Explore Nature's Gardens: Viejas Peak, Alpine and Viejas Indian Reservation. Info: www.cnpsd.org.

May 22, 10-11:30am, UCCE San Diego County Lecture: Controlling Ants in Your Home and Garden. Potrero Branch Library, 24883 Potrero Valley Rd, Potrero. Info: (858) 822-6932.

May 23, 2pm Lake Hodges Native Plant Club: Epiphyllums, their care, cultivation and beauty. Community Room on the second floor of the Rancho Bernardo Library. Info: www.lhnpc.org.

May 25, 10am-noon, Point Loma Garden Club: New & permanent water use restrictions. 2818 Avenida de Portugal. Info: www.plgc.org

June 4, Master Gardeners' Seminar – REGISTER ASAP: Gardening in a Changing Environment. Many classes to register for, plant sales, etc. An exceptional annual event. Info: www.mastergardenersSanDiego.org.

Do you belong to a club or organization whose events aren't listed above?

For a FREE listing (space permitting) send details by the 10th of the month BEFORE the event to Neal King at calendar@s hort.org.

For an extensive list of garden club meetings and events, visit www.sdfloal.org/calendar.htm

Resources & Ongoing Events:

ALTA VISTA BOTANIC GARDENS: Open Monday-Friday 7:00-5:00; 10:00-5:00 on weekends. Fee: members/free; non-members/\$5. 1270 Vale Terrace Drive, Vista. Info: www.avgardens.org or (760) 945-3954.

SAN DIEGO BOTANIC GARDEN: (formerly QUAIL BOTANICAL GARDENS): Open daily 9-5 (closed Thanksgiving, Christmas, New Year's Day); 230 Quail Gardens Dr., Encinitas. Fee: \$14/adults, \$10/seniors, \$8/kids 3-12; parking \$2. Free to members and on the first Tuesday of every month. (760) 436-3036; www.SDBGarden.org.

THE WATER CONSERVATION GARDEN: Open 9-4 daily, FREE. Docent-led tours every Saturday at 10:00am. 12122 Cuyamaca College Drive West, El Cajon, (619) 660-0614 or www.thegarden.org.

MISSION TRAILS REGIONAL PARK: Guided hikes Wed., Sat. & Sun. Visitor Center open 9-5, off Mission Gorge Rd., San Carlos, (858) 668-3275.

MASTER GARDENER HOTLINE: Gardening questions answered by trained volunteers Mon.-Fri., 9-3, (858) 822-6910, www.mastergardenerssandiego.org.

SAN ELIJO LAGOON CONSERVANCY: Free 90-minute public nature walk 2nd Saturday of each month start at 9:00 am. Call (760) 436-3944 for details.

DESERT WILDFLOWER HOTLINE: Anza-Borrego Desert State Park: (760) 767-4684. Info., events, road conditions, etc.: (760) 767-5311 or www.desertusa.com/wildflo/wildupdates.html.

WILDFLOWER HOTLINE: March to May call the Theodore Payne Foundation hotline: (818) 768-3533 for info. on blooms in Southern California and elsewhere; visit www.theodorepayne.org.

BALBOA PARK:

Offshoot Tours: FREE 1-hr walking tour in Balboa Park every Sat., 10am. Meet at Visitors Center; canceled if rain or less than 4 people. (619) 235-1122.

Botanical Building is one of the world's largest lath structures, with 1200+ plants and lavish seasonal displays. FREE. Open Friday-Wednesday, 10am to 4pm.

Botanical Library: Room 105, Casa del Prado, Mon.-Fri. and first Sat., 10am-3pm, FREE. Info: (619) 232-5762.

Japanese Friendship Garden: Tues. to Sun., 10-4. Fees: free 3rd Tuesday; \$5/family; \$2/adult, \$1/seniors/students; (619) 232-2721, www.niwa.org.

Canyoneer Walks: FREE guided nature walks Saturday & Sunday. (619) 232-3821 X203 or www.sdnhm.org

Balboa Park Ranger Tours: FREE guided tours of architecture/horticulture, Tuesdays & Sundays, 1pm, from Visitors Center. Info: (619) 235-1122.

San Diego Natural History Museum: Exhibits, classes, lectures, etc. (619) 232-3821; www.sdnhm.org.

S.D. Zoo: Garden day 3rd Friday of every month from 10am. Pick up schedule at entry. Info: (619) 231-1515, ext 4306; www.sandiegozoo.org.

Garden Radio Shows:

Garden Compass Radio Show (local). Saturday 9-10am. XEPE 1700AM radio, hosts Bruce and Sharon Asakawa, John Bagnasco. Call-in questions: (619) 570-1360 or (800) 660-4769.

GardenLife Radio Show (national). Saturday 8-9am and Sunday 8-10am. KCEO 1000AM radio, hosts Bruce and Sharon Asakawa, John Bagnasco. Call-in questions: 866-606-TALK. Hear it streaming live on lifestyletalkradio.com. GardenLife shows are also archived at www.lifestyletalkradio.com.

San Diego County Farmers Markets

www.sdfarmbureau.org/BuyLocal/Farmers-Markets.php