

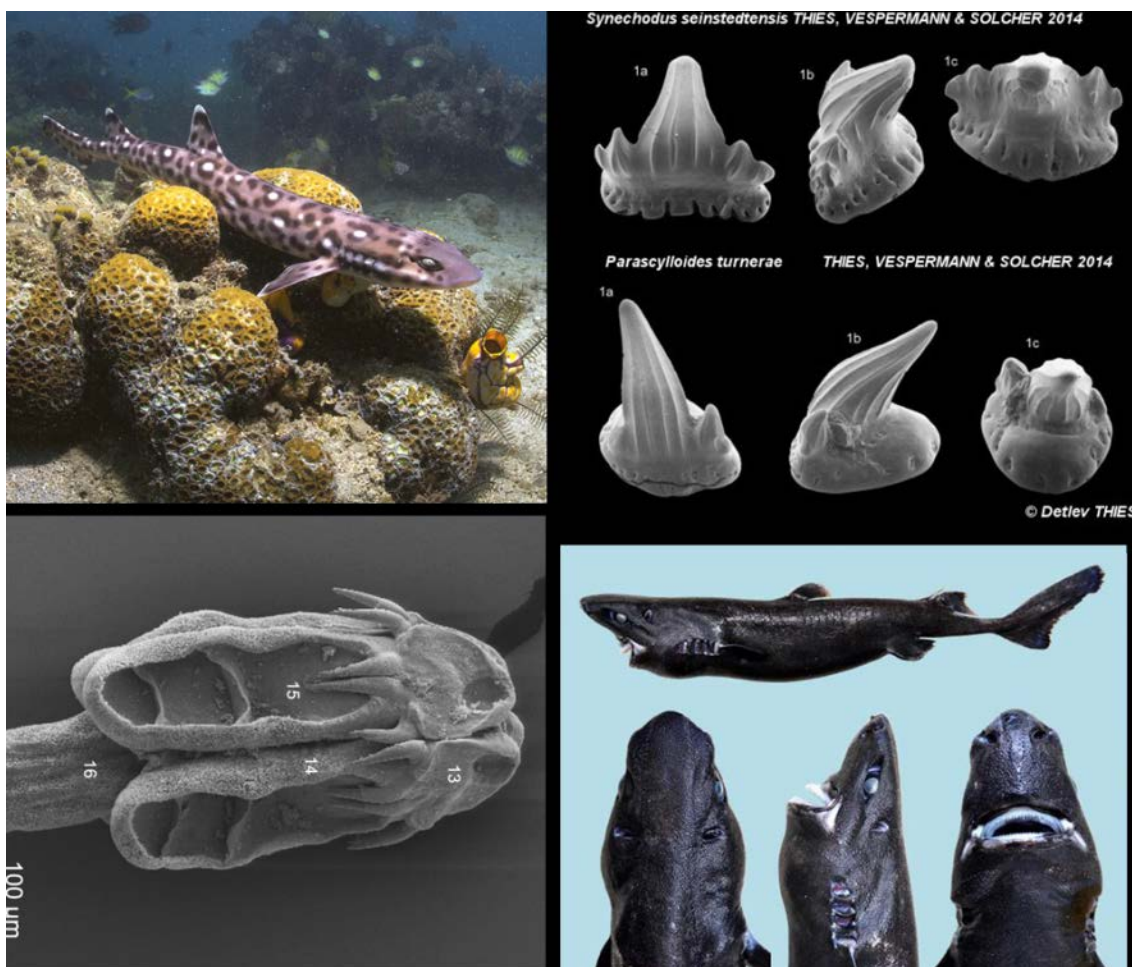
**Bibliography database of living/fossil sharks, rays and chimaeras
(Chondrichthyes: Elasmobranchii, Holocephali)
Papers of the year 2015**

**published by
Jürgen Pollerspöck, Benediktinerring 34, 94569 Stephansposching,
Germany**

**and
Nicolas Straube, Munich, Germany**

ISSN: 2195-6499

DOI: 10.13140/RG.2.1.3771.1125



copyright by the authors



Abstract: This paper contains a collection of 786 citations (no conference abstracts) on topics related to extant and extinct Chondrichthyes (sharks, rays, and chimaeras) as well as a list of Chondrichthyan species and hosted parasites newly described in 2015. The list is the result of regular queries in numerous journals, books and online publications. It provides a complete list of publication citations as well as a database report containing rearranged subsets of the list sorted by the keyword statistics, extant and extinct genera and species descriptions from the years 2000 to 2015, list of descriptions of extinct and extant species from 2015, parasitology, reproduction, distribution, diet, conservation, and taxonomy. The paper is intended to be consulted for information. In addition, we provide information on the geographic and depth distribution of newly described species, i.e. the type specimens from the year 1990- 2015 in a hot spot analysis.

Please note that the content of this paper has been compiled to the best of our abilities based on current knowledge and practice, however, possible errors cannot entirely be excluded.

Citation:

Pollerspöck, J. & Straube, N. (2016), Bibliography database of living/fossil sharks, rays and chimaeras (Chondrichthyes: Elasmobranchii, Holocephali) - Papers of the year 2015 -, www.shark-references.com, World Wide Web electronic publication, Version 01/2016; ISSN: 2195-6499

© Edited By: Jürgen Pollerspöck, Benediktinererring 34, D-94569 Stephansposching, Germany and Nicolas Straube, Munich, Germany

Please support www.shark-references.com

- ❖ Please send us missing, not listed references!
- ❖ Please send us publications that are not incorporated so far (marked in red lettering)!

Tabel of Contents

Tabel of Contents	3
1. Extinct Chondrichthyes, Research Articles.....	4
2. Extant Chondrichthyes, Research Articles.....	11
3. Database Reports.....	56
3.1 Statistics	56
3.1.1 Newly described genera 2000 – 2015	56
3.1.2 Newly described species 2000 – 2015	57
3.1.3 Hot spots (types).....	58
3.1.3.1 Hot spots (types): Summary	58
3.1.3.2 Hot spots (types): FAO areas - Map -	59
3.1.3.3 Hot spots (types): FAO areas - number of types/specimens/species/FAO area.....	60
3.1.3.4 Hot spots (types): FAO areas - number of types/FAO area	61
3.1.3.5 Hot spots (types): FAO areas - number of newly described species/FAO area.....	62
3.1.3.5 Hot spots (types): depth.....	63
3.2 Descriptions of extinct species	65
3.3 Descriptions of extant species	75
3.4 Parasitology.....	82
3.4.1 Research Articles.....	82
3.4.2 Species Descriptions: Parasites of Elasmobranchs	84
3.5 Distribution.....	91
3.6 Reproduction	95
3.7 Diet	98
3.8 Size.....	100
3.9 Taxonomy.....	103
3.10 Conservation.....	105
4. Index (Genera only)	108

1. Extinct Chondrichthyes, Research Articles

- ADOLFSEN, J. & WARD, D.J. (2015):** Neoselachians from the Danian (Early Paleocene) of Denmark. *Acta Palaeontologica Polonica*, 60 (2): 313-338 <http://dx.doi.org/10.4202/app.2012.0123>
- ALLARD, H. & CARPENTER, S.C. & DUFFIN, C.J. & BENTON, M.J. (2015):** Microvertebrates from the classic Rhaetian bone beds of Manor Farm Quarry, near Aust (Bristol, UK). *Proceedings of the Geologists' Association*, 126 (6): 762-776 <http://dx.doi.org/10.1016/j.pgeola.2015.09.002>
- ANDREEV, P.S. & COATES, M.I. & SHELTON, R.M. & COOPER, P.R. & SMITH, M.P. & SANSOM, I.J. (2015):** Upper Ordovician chondrichthyan-like scales from North America. *Palaeontology*, 58 (4): 691-704 <http://dx.doi.org/10.1111/pala.12167>
- ANDRIANAVALONA, T.H. & RAMIHANGIHAJASON, T.N. & RASOAMIARAMANANA, A. & WARD, D.J. & ALI, J.R. & SAMONDS, K.E. (2015):** Miocene Shark and Batoid Fauna from Nosy Makamby (Mahajanga Basin, Northwestern Madagascar). *PLoS ONE*, 10 (6): e0129444 <http://dx.doi.org/10.1371/journal.pone.0129444>
- ANTUNES, M.T. & LEGOINHA, P. & BALBINO, A. (2015):** Megalodon, mako shark and planktonic foraminifera from the continental shelf off Portugal and their age. *Geologica Acta*, 13 (3): 181-190
- ARGYRIOU, T. & COOK, T.D. & MUFTAH, A.M. & PAVLAKIS, P. & BOAZ, N.T. & MURRAY, A.M. (2015):** A fish assemblage from an early Miocene horizon from Jabal Zaltan, Libya. *Journal of African Earth Sciences*, 102: 86-101 <http://dx.doi.org/10.1016/j.jafrearsci.2014.11.008>
- BONDE, J.W. & HILTON, R.P. & JACKSON, F.D. & DRUSCHKE, P.A. (2015):** Fauna of the Newark Canyon Formation (Lower Cretaceous), East-Central Nevada. *New Concepts and Discoveries, Vols. I and II: 721-732*
- BOR, T.J. & PETERS, W.J.M. (2015):** The Pliocene locality Balgoy (province of Gelderland, The Netherlands) and a new record of the great white shark, *Carcharodon carcharias* (Linnaeus, 1758). *Cainozoic Research*, 15: 59-73
- BÖTTCHER, R. (2015):** Chapter 8: Fische des Lettenkeupers. In: *Hagdorn, H., Schoch, R. & Schweigert, G. (Hrsg.): Der Lettenkeuper – Ein Fenster in die Zeit vor den Dinosauriern. – Palaeodiversity, Sonderband: 141-202*
- BRIGNON, A. (2015):** Faujas de Saint-Fond, Reinwardt, Cuvier et les poissons fossiles du Crétacé de la « Montagne Saint-Pierre » de Maastricht (Pays-Bas). [Faujas de Saint-Fond, Reinwardt, Cuvier and the fossil fishes from the Cretaceous of Sint Pietersberg of Maastricht (The Netherlands).] *Geodiversitas*, 37 (1): 59-77 <http://dx.doi.org/10.5252/g2015n1a3>
- BRIGNON, A. (2015):** Senior synonyms of *Ptychodus latissimus* Agassiz, 1835 and *Ptychodus mammillaris* Agassiz, 1835 (Elasmobranchii) based on teeth from the Bohemian Cretaceous Basin (the Czech Republic). *Acta Musei Nationalis Pragae, Series B - Historia Naturalis*, 71 (1-2): 5-14
- BUCHHOLZ, A. & BECKERT, W. & GRIMMBERGER, G. (2015):** Trias-Geschiebe aus Vorpommern (Nordostdeutschland) [Triassic Geschiebes (Glacial Erratics) from Western Pomerania (Northeast Germany)]. *Archiv für Geschichtsbekunde*, 7 (4): 209-226
- CARPENTER, D.K. & FALCON-LANG, H.J. & BENTON, M.J. & GREY, M. (2015):** Early Pennsylvanian (Langsettian) fish assemblages from the Joggins Formation, Canada, and their implications for palaeoecology and palaeogeography. *Palaeontology*, 58 (4): 661-690 <http://dx.doi.org/10.1111/pala.12164>
- CARRILLO-BRICEÑO, J.D. & DE GRACIA, C. & PIMIENTO, C. & AGUILERA, O.A. & KINDLIMANN, R. & SANTAMARINA, P. & JARAMILLO, C. (2015):** A New Late Miocene Chondrichthyan Assemblage from the Chagres Formation, Panama. *Journal of South American Earth Sciences*, 60: 56-70 <http://dx.doi.org/10.1016/j.jsames.2015.02.001>
- CARRILLO-BRICEÑO, J.D. & MAXWELL, E. & AGUILERA, O.A. & SÁNCHEZ, R. & SÁNCHEZ-VILLAGRA, M.R. (2015):** Sawfishes and Other Elasmobranch Assemblages from the Mio-Pliocene of the South Caribbean (Urumaco Sequence, Northwestern Venezuela). *PLoS ONE*, 10 (10): e0139230 <http://dx.doi.org/10.1371/journal.pone.0139230>

- CASE, G.R. & COOK, T.D. & WILSON, M.V.H. (2015):** A new elasmobranch assemblage from the early Eocene (Ypresian) Fishburne Formation of Berkeley County, South Carolina, USA. *Canadian Journal of Earth Sciences*, 52 (12): 1121 - 1136 <http://dx.doi.org/10.1139/cjes-2015-0061>
- CHAHUD, A. & PETRI, S. (2015):** Geology and taphonomy of the base of the Taquaral Member, Irati Formation (Permian, Paraná Basin), Brazil. *Acta Geologica Polonica*, 65 (3): 379–387 <http://dx.doi.org/10.1515/agp-2015-0017>
- CICIMURRI, D.J. & EBERSOLE, J.A. (2015):** Two new species of Pseudaetobatus Cappetta, 1986 (Batoidei: Myliobatidae) from the southeastern United States. *Palaeontologia Electronica*, 18.1.15A: 1-17
- CICIMURRI, D.J. & EBERSOLE, J.A. (2015):** Paleocene chimaeroid fishes (Chondrichthyes: Holocephali) from the eastern United States, including two new species of Callorhynchus. *PaleoBios*, 32 (1): 1-29
- CINCOTTA, A. & YANS, J. & GODEFROIT, P. & GARCIA, G. & DEJAX, J. & BENAMMI, M. & AMICO, S. & VALENTIN, X. (2015):** Integrated Paleoenvironmental Reconstruction and Taphonomy of a Unique Upper Cretaceous Vertebrate-Bearing Locality (Velaux, Southeastern France). *PLoS ONE*, 10 (8): e0134231 <http://dx.doi.org/10.1371/journal.pone.0134231>
- CUNY, G. & SUTEETHORN, V. & KHANSUBHA, S. (2015):** A sclerorhynchoid (Chondrichthyes: Batomorphii) in the lower cretaceous of Thailand? *New Mexico Museum of Natural History and Science, Bulletin*, 67: 15-18
- DELGADILLO-ESCOBAR, A.A. & RODRIGUEZ-DE LA ROSA, R.A. & SAENZ-QUINONES, I.A. & GUTIERREZ-MARTINEZ, A.J. (2015):** The first record of Onchosaurus (dagger Sclerorhynchidae) from the Late Cretaceous of northern Mexico. *Boletín De La Sociedad Geológica Mexicana*, 67 (1): 113-117
- DELSATE, D. & FELTEN, R. (2015):** Chondrichthyens et Actinoptérygiens du Bajocien inférieur du Grand-Duché de Luxembourg et des régions frontalières. *Ferrantia*, 71: 9-38
- DIEDRICH, C.G. & SCHEER, U. (2015):** Marine vertebrates from the Santonian coastal carbonates of northwestern Germany – a tool for the reconstruction of a Proto- North Sea Basin intertidal dinosaur-exchange bridge. *Open Geosciences*, 7 (1): 342–361 <http://dx.doi.org/10.1515/geo-2015-0020>
- ENAUULT, S. & GUINOT, G. & KOOT, M.B. & CUNY, G. (2015):** Chondrichthyan tooth enameloid: past, present, and future. *Zoological Journal of the Linnean Society*, 174 (3): 549–570 <http://dx.doi.org/10.1111/zoj.12244>
- FREDERICKSON, J.A. & SCHAEFER, S.N. & DOUCETTE-FREDERICKSON, J.A. (2015):** A Gigantic Shark from the Lower Cretaceous Duck Creek Formation of Texas *PLoS ONE*, 10 (6): e0127162 <http://dx.doi.org/10.1371/journal.pone.0127162>
- GESS, R.W. & COATES, M.I. (2015):** High-latitude Chondrichthyans from the Late Devonian (Famennian) Witpoort formation of South Africa. *Paläontologische Zeitschrift*, 89 (2): 147-169 <http://dx.doi.org/10.1007/s12542-014-0221-9>
- GINTER, M. & DUFFIN, C.J. & DEAN, M.T. & KORN, D. (2015):** Late Viséan pelagic chondrichthyans from northern Europe. *Acta Palaeontologica Polonica*, 60 (4): 899–922 <http://dx.doi.org/10.4202/app.00084.2014>
- GOTTFRIED, M.D. & FORDYCE, E. (2015):** A Late Triassic chimaeroid egg capsule from New Zealand: early evidence of chimaeroid reproductive mode from the eastern margin of Gondwana. *Journal of Systematic Palaeontology*, 13 (5): 371-375 <http://dx.doi.org/10.1080/14772019.2014.880752>
- GOUIRIC-CAVALLI, S. & CABRERA, D.A. & CIONE, A.L. & O'GORMAN, J.P. & CORIA, R.A. & FERNÁNDEZ, M. (2015):** The first record of the chimaeroid genus Edaphodon (Chondrichthyes, Holocephali) from Antarctica (Snow Hill Island Formation, Late Cretaceous, James Ross Island). *Journal of Vertebrate Paleontology*, 35 (5): e981128 <http://dx.doi.org/10.1080/02724634.2015.981128>
- GOUIRIC-CAVALLI, S. & CIONE, A.L. (2015):** Fish faunas from the Late Jurassic (Tithonian) Vaca Muerta Formation of Argentina: one of the most important Jurassic marine ichthyofaunas of

Gondwana. *Journal of South American Earth Sciences*, 63: 114–124

<http://dx.doi.org/10.1016/j.jsames.2015.07.002>

GOVENDER, R. (2015): Shark-Cetacean trophic interaction, Duinefontein, Koeberg, (5 Ma), South Africa. *South African Journal of Science*, 111 (11-12): 178-184

<http://dx.doi.org/10.17159/sajs.2015/20140453>

HAMM, S.A. (2015): Paraptychodus washitaensis n. gen. et n. sp., of Ptychodontid shark from the Albian of Texas, USA. *Cretaceous Research*, 54: 60-67

<http://dx.doi.org/10.1016/j.cretres.2014.10.015>

HARRELL, T.L. & PEREZ-HUERTA, A. (2015): Rare Earth Element (REE) Analysis of Vertebrate Fossils from the Upper Cretaceous Carbonate Marine Formations of Western and Central Alabama, USA: Taphonomic and Paleoenvironmental Implications. *Palaios*, 30 (7): 514-528

<http://dx.doi.org/10.2110/palo.2014.031>

HEUER, F. & KORN, D. & BELKA, Z. & HAIRAPETIAN, V. (2015): Facies, origin, and palaeontological inventory of an Early Carboniferous neptunian dyke in the Devonian reef limestone near Rösenbeck (Brilon Anticline, Rhenish Mountains). *Fossil Record*, 18: 57-72

<http://dx.doi.org/10.5194/fr-18-57-2015>

HILL, R.V. & ROBERTS, E.M. & TAPANILA, L. & BOUARÉ, M.L. & SISSOKO, F. & O'LEARY, M.A. (2015): Multispecies shark feeding in the trans-saharan seaway: evidence from late cretaceous dyrosaurid (Crocodyliformes) fossils from northeastern Mali. *Palaios*, 30 (7): 589-596

<http://dx.doi.org/10.2110/palo.2014.109>

HODNETT, J.-P.M. & LUCAS, S.G. (2015): Paleozoic fishes of New Mexico: a review. *New Mexico Museum of Natural History and Science, Bulletin* 68: 51-64

HOGANSON, J.W. & ERICKSON, M. & EVERHART, M.J. (2015): Ischyodus rayhaasi (Chimaeroidei; Callorhynchidae) from the Campanian-Maastrichtian Fox Hills Formation of Northeastern Colorado, USA. *Transactions of the Kansas Academy of Science*, 118 (1-2): 27-40

<http://dx.doi.org/10.1660/062.118.0104>

HÖTZINGER, A. (2015): Zeitreise ins Prambachtal des Oligozän. *Der Bundschuh*, 18: 156-161

HUNT, A.P. & LUCAS, S.G. & MILÀN, J. & LICHTIG, A.J. & JAGT, J.W.M. (2015): Vertebrate coprolites from cretaceous chalk in Europe and North America and the shark surplus paradox. *New Mexico Museum of Natural History and Science, Bulletin*, 67: 63-68

IKEJIRI, T. & EVERHART, M.J. (2015): Notes on the authorship and the holotype of the Late Cretaceous durophagous shark *Ptychodus mortoni* (Chondrichthyes, Ptychodontidae). *New Mexico Museum of Natural History and Science, Bulletin*, 67: 69-74

ITANO, W.M. (2015): A range extension of *Erismacanthus maccoyanus*: An unexpected result of an eBay purchase. *Trilobite Tales*, 02/2015: 12-15

ITANO, W.M. (2015): An abraded tooth of *Edestus* (Chondrichthyes, Eugeneodontiformes): Evidence for a unique mode of predation. *Transactions of the Kansas Academy of Science*, 118 (1-2): 1-9

KOOT, M.B. & CUNY, G. & ORCHARD, M.J. & RICHOSZ, S. & HART, M.B. & TWITCHETT, R.J. (2015): New hybodontiform and neoselachian sharks from the Lower Triassic of Oman. *Journal of Systematic Palaeontology*, 13 (10): 891-917 <http://dx.doi.org/10.1080/14772019.2014.963179>

KORNEISEL, D. & GALLOIS, R.W. & DUFFIN, C.J. & BENTON, M.J. (2015): Latest Triassic marine sharks and bony fishes from a bone bed preserved in a burrow system, from Devon, UK. *Proceedings of the Geologists Association*, 126 (1): 130-142 <http://dx.doi.org/10.1016/j.pgeola.2014.11.004>

KORNEISEL, D. & GALLOIS, R.W. & DUFFIN, C.J. & BENTON, M.J. (2015): Corrigendum to "Latest Triassic marine sharks and bony fishes from a bone bed preserved in a burrow system, from Devon, UK" [Proc. Geol. Assoc. 126 (1) (2015) 130–142] *Proceedings of the Geologists Association*, 126 (2): 295 <http://dx.doi.org/10.1016/j.pgeola.2015.02.001>

KRIWET, J. & KLUG, S. (2015): Knorpelfische (Chondrichthyes). In: *Solnhofen - Ein Fenster in die Jurazeit*, Publisher: Verlag Dr. Friedrich Pfeil, Editors: Gloria Arratia, Hans-Peter Schultze, Helmut Tischlinger, Günter Viohl: 334-359

- KRIWET, J. & MEWIS, H. & HAMPE, O. (2015):** A partial skeleton of a new lamniform mackerel shark from the Miocene of Europe. *Acta Palaeontologica Polonica*, 60 (4): 858-876
<http://dx.doi.org/10.4202/app.00066.2014>
- KRIŽNAR, M. (2015):** Zob paleozojskega morskega psa rodu Glikmanius (Chondrichthyes, Ctenacanthidae) iz Karavank (Slovenija). *Geologija*, 58 (1): 57-62
<http://dx.doi.org/10.5474/geologija.2015.004>
- LEDER, R.M. (2015):** Fossile Reste von Selachiern und Chimaeren aus dem Muschelschluff und Phosphoritknollenhorizont von Zwenkau bei Leipzig. [Fossil remains of selachiens and chimaera from the Muschelschluff and Phosphoritknollenhorizont of Zwenkau near Leipzig]. *Geologica Saxonia*, 61 (1): 73 - 90
- LEDER, R.M. (2015):** Morphometrische Analyse der Kieferbezaehlung fossiler wie rezenter carcharhinider Selachier. *PhD Thesis, University of Leipzig*
- LEUZINGER, L. & KOCSIS, L. & BILLON-BRUYAT, J.-P. & SPEZZAFERRI, S. & VENNEMANN, T. (2015):** Stable isotope study of a new chondrichthyan fauna (Kimmeridgian, Porrentruy, Swiss Jura): an unusual freshwater-influenced isotopic composition for the hybodont shark *Asteracanthus*. *Biogeosciences*, 12 (23): 6945-6954 <http://dx.doi.org/10.5194/bgd-12-12899-2015>
- LOEWEMARK, L. (2015):** Evidence for targeted elasmobranch predation on thalassinidean shrimp in the Miocene Taliao Formation, NE Taiwan. *Lethaia*, 48 (2): 227-234
<http://dx.doi.org/10.1111/let.12101>
- LONG, J.A. & BURROW, C.J. & GINTER, M. & MAISEY, J.G. & TRINAJSTIC, K.M. & COATES, M.I. & YOUNG, G.C. & SENDEN, T.J. (2015):** First Shark from the Late Devonian (Frasnian) Gogo Formation, Western Australia Sheds New Light on the Development of Tessellated Calcified Cartilage. *PLoS ONE*, 10 (5): e0126066 <http://dx.doi.org/10.1371/journal.pone.0126066>
- LONG, J.A. & BURROW, C.J. & GINTER, M. & MAISEY, J.G. & TRINAJSTIC, K.M. & COATES, M.I. & YOUNG, G.C. & SENDEN, T.J. (2015):** Correction: First Shark from the Late Devonian (Frasnian) Gogo Formation, Western Australia Sheds New Light on the Development of Tessellated Calcified Cartilage. *PLoS ONE*, 10 (6): e0131502 <http://dx.doi.org/10.1371/journal.pone.0131502>
- LUEBKE, A. & ENAX, J. & LOZA, K. & PRYMAK, O. & GAENGLER, P. & FABRITIUS, H.-O. & RAABE, D. & EPPLER, M. (2015):** Dental lessons from past to present: ultrastructure and composition of teeth from plesiosaurs, dinosaurs, extinct and recent sharks. *Royal Society of Chemistry Advances*, 5 (76): 61612-61622 <http://dx.doi.org/10.1039/C5RA11560D>
- LUND, R. & GREENFEST-ALLEN, E. & GROGAN, E.D. (2015):** Ecomorphology of the Mississippian fishes of the Bear Gulch Limestone (Heath formation, Montana, USA). *Environmental Biology of Fishes*, 98 (2): 739-754 <http://dx.doi.org/10.1007/s10641-014-0308-x>
- MARTIN, J.E. & TACAIL, T. & ADNET, S. & GIRARD, C. & BALTER, V. (2015):** Calcium isotopes reveal the trophic position of extant and fossil elasmobranchs. *Chemical Geology*, 415: 118–125
<http://dx.doi.org/10.1016/j.chemgeo.2015.09.011>
- MAY, W.J. (2015):** Chondrichthyans of the Excello Shale (Middle Pennsylvanian) of Rogers County, Oklahoma. *Transactions of the Kansas Academy of Science*, 118 (1-2): 68-74
<http://dx.doi.org/10.1660/062.118.0108>
- MECO, J. & KOPPERS, A.A.P. & MIGGINS, D.P. & LOMOSCHITZ, A. & BETANCORT, J.-F. (2015):** The Canary record of the evolution of the North Atlantic Pliocene: New ⁴⁰Ar/³⁹Ar ages and some notable palaeontological evidence. *Palaeogeography, Palaeoclimatology, Palaeoecology*, 435: 53–69
<http://dx.doi.org/10.1016/j.palaeo.2015.05.027>
- MEDINA-GAVILÁN, J.L. & TOSCANO, A. & MUÑIZ, F. & DELGADO, F.J. (2015):** First description for a tooth of the giant, extinct shark *Carcharocles megalodon* (Agassiz, 1835) found in the province of Seville (SW Iberian Peninsula). *BV news Publicaciones Científicas*, 4: 57
- MEISNER, H. & SICHELSCHMIDT, O. (2015):** Mill-Langenboom (NL) – eine klassische Fundstelle für neogene marine Vertebraten. *Steinkern*, 23: 12-29
- NEWBREY, M.G. & SIVERSON, M. & COOK, T.D. & FOTHERINGHAM, A.M. & SANCHEZ, R.L. (2015):** Vertebral morphology, dentition, age, growth, and ecology of the large lamniform shark

Cardabiodon ricki. *Acta Palaeontologica Polonica*, 60 (4): 877-897
<http://dx.doi.org/10.4202/app.2012.0047>

NORDÉN, K.K. & DUFFIN, C.J. & BENTON, M.J. (2015): A marine vertebrate fauna from the Late Triassic of Somerset, and a review of British placodonts. *Proceedings of the Geologists' Association*, 126 (4–5): 564–581 <http://dx.doi.org/10.1016/j.pgeola.2015.07.001>

OTERO, R.A. & SOTO-ACUÑA, S. (2015): New chondrichthyans from Bartonian-Priabonian levels of Río de Las Minas and Sierra Dorotea, Magallanes Basin, Chilean Patagonia. *Andean Geology*, 42 (2): 268-283 <http://dx.doi.org/10.5027/andgeoV42n2-a06>

PEREDA-SUBERBIOLA, X. & CORRAL, J.C. & ASTIBIA, H. & BADIOLA, A. & BARDET, N. & BERRETEAGA, A. & BUFFETAUT, E. & BUSCALIONI, A.D. & CAPPETTA, H. & CAVIN, L. & DÍEZ DÍAZ, V. & GHEERBRANT, E. & MURELAGA, X. & ORTEGA, F. & PÉREZ-GARCÍA, A. & POYATO-ARIZA, F. & RAGE, J.-C. & SANZ, J.L. & TORICES, A. (2015): Late Cretaceous continental and marine vertebrate assemblages of the Laño Quarry (Basque-Cantabrian Region, Iberian Peninsula): an update. *Journal of Iberian Geology*, 41: 101-124

PIMIENTO, C. & BALK, M.A. (2015): Body-size trends of the extinct giant shark *Carcharocles megalodon*: a deep-time perspective on marine apex predators *Paleobiology*, 41 (3): 479-490
<http://dx.doi.org/10.1017/pab.2015.16>

PIMIENTO, C. & CLEMENTS, C.F. (2015): Correction: When Did *Carcharocles megalodon* Become Extinct? A New Analysis of the Fossil Record (vol 9, e111086, 2014) *PLoS ONE*, 10 (1): e0117877
<http://dx.doi.org/10.1371/journal.pone.0117877>

PLEDGE, N.S. & MILNES, A.R. & BOURMAN, R.P. & ALLEY, N.F. (2015): Fossil shark teeth from upland Fleurieu Peninsula, South Australia: evidence for previously unknown Tertiary marine sediments. *Mesa Journal*, 76 (1): 67-73

POLLERSPOECK, J. (2015): Ammenhaie - Opfer des Kreide-Tertiär-Massensterbens? *Fossilien*, 32 (2): 35-39

POTVIN-LEDUC, D. & CLOUTIER, R. & LANDING, E. & VAN ALLER HERNICK, L. & MANNOLINI, F. (2015): Givetian (Middle Devonian) sharks from Cairo, New York (USA): Evidence of early cosmopolitanism. *Acta Palaeontologica Polonica*, 60 (1): 183-200
<http://dx.doi.org/10.4202/app.2012.0101>

RAMSAY, J.B. & WILGA, C.D. & TAPANILA, L. & PRUITT, J. & PRADEL, A. & SCHLADER, R. & DIDIER, D.A. (2015): Eating with a saw for a jaw: Functional morphology of the jaws and tooth-whorl in *Helicoprion davisii*. *Journal of Morphology*, 276 (1): 47-64 <http://dx.doi.org/10.1002/jmor.20319>

REINECKE, T. (2015): Batoids (Rajiformes, Torpediniformes, Myliobatiformes) from the Sülstorf Beds (Chattian, Late Oligocene) of Mecklenburg, northeastern Germany: a revision and description of three new species. *Palaeovertebrata*, 39: e2

REINECKE, T. & VON DER HOCHT, F. & DUFRAING, L. (2015): Fossil basking shark of the genus *Keasius* (Lamniforme, Cetorhindidae) from the boreal North Sea Basin and Upper Rhine Graben: evolution of dental characteristics from the Oligocene to late Middle Miocene and description of two new species. *Palaeontos*, 28: 60 text-pages (incl. 24 text-figs and 2 tables).

REINECKE, T. & RADWAŃSKI, A. (2015): Fossil sharks and batoids from the Korytnica-clays, early Badenian (Langhian, Middle Miocene), Fore-Carpathian basin, central Poland – a revision and updated record. *Palaeontos*, 28: 32 text pages (incl. 2 text-figs, 2 tables and 8 plates).

REOLID, M. & MOLINA, J.M. (2015): Record of *Carcharocles megalodon* in the Eastern Guadalquivir Basin (Upper Miocene, South Spain). *Estudios Geológicos-Madrid*, 71 (2): e032
<http://dx.doi.org/10.3989/egeol.41828.342>

ROELOFS, B. & PLAYTON, T. & BARHAM, M. & TRINAJSTIC, K. (2015): Upper Devonian microvertebrates from the Canning Basin, Western Australia. *Acta Geologica Polonica*, 65 (1): 69-100

SCHMEISSER MCKEAN, R.L. & GILLETTE, D.D. (2015): Taphonomy of large marine vertebrates in the Upper Cretaceous (Cenomanian-Turonian) Tropic Shale of southern Utah. *Cretaceous Research*, 56: 278-292 <http://dx.doi.org/10.1016/j.cretres.2015.05.009>

SCHWEIGERT, G. (2015): Hai aus dem Nusplinger Plattenkalk. *Fossilien*, 32 (2): 54-55

- SCHWIMMER, D.R. & WEEMS, R.E. & SANDERS, A.S. (2015):** A late cretaceous shark coprolite with baby freshwater turtle vertebrae inclusions. *Palaaios*, 30 (9): 707-713
<http://dx.doi.org/10.2110/palo.2015.019>
- SHIMADA, K. & POPOV, E.V. & SIVERSSON, M. & WELTON, B.J. & LONG, D.L. (2015):** A new clade of putative plankton-feeding sharks from the Upper Cretaceous of Russia and the United States. *Journal of Vertebrate Paleontology*, 35 (5): e981335 <http://dx.doi.org/10.1080/02724634.2015.981335>
- SIBERT, E.C. & NORRIS, R.D. (2015):** New Age of Fishes initiated by the Cretaceous–Paleogene mass extinction. *Proceedings of the National Academy of Sciences*, 112 (28): 8537-8542
<http://dx.doi.org/10.1073/pnas.1504985112>
- SIVERSON, M. & LINDGREN, J. & NEWBREY, M.G. & CEDERSTRÖM, P. & COOK, T.D. (2015):** Cenomanian–Campanian (Late Cretaceous) mid-palaeolatitude sharks of *Cretalamna appendiculata* type. *Acta Palaeontologica Polonica*, 60 (2): 339-384 <http://dx.doi.org/10.4202/app.2012.0137>
- SMITH, M.M. & RILEY, A. & FRASER, G.J. & UNDERWOOD, C. & WELTEN, M. & KRIWET, J. & PFAFF, C. & JOHANSON, Z. (2015):** Early development of rostrum saw-teeth in a fossil ray tests classical theories of the evolution of vertebrate dentitions. *Proceedings of the Royal Society of London, Series B*, 282: 20151628 <http://dx.doi.org/10.1098/rspb.2015.1628>
- SÖDERBLUM, F. (2015):** Disparity of Early Cretaceous Lamniformes Sharks. *Published at Department of Earth Sciences, Uppsala University* (www.geo.uu.se)
- SPADINI, V. & MANGANELLI, G. (2015):** A megachasmid shark tooth (Chondrichthyes, Lamniformes) from the Zanclean (early Pliocene) of San Quirico d'Orcia, central Italy. *Bollettino Della Societa Paleontologica Italiana*, 54 (1): 67-70 <http://dx.doi.org/10.4435/bspi.2015.2>
- STAIG, F. & HERNÁNDEZ, S. & LÓPEZ, P. & VILLAFAÑA, J.A. & VARAS, C. & SOTO, L.P. & CARRILLO-BRICEÑO, J.D. (2015):** Late neogene elasmobranch fauna from the Coquimbo formation, Chile. *Revista Brasileira de Paleontologia*, 18 (2): 261-272 <http://dx.doi.org/10.4072/rbp.2015.2.07>
- STRGANAC, C. & JACOBS, L.L. & POLCYN, M.J. & MATEUS, O. & MYERS, T.S. & SALMINEN, J. & MAY, S.R. & ARAUJO, R. & FERGUSON, K.M. & OLIMPIO GONCALVES, A. & MORAIS, M.L. & SCHULP, A.S. & DA SILVA TAVARES, T. (2015):** Geological setting and paleoecology of the Upper Cretaceous Bench 19 Marine Vertebrate Bonebed at Bentiaba, Angola *Netherlands Journal of Geosciences - Geologie En Mijnbouw*, 94 (1): 121-136 <http://dx.doi.org/10.1017/njg.2014.32>
- SUÁREZ, M.E. (2015):** Tiburones, Rayas y Quimeras (Chondrichthyes) Fósiles de Chile. *Publicación Ocasional del Museo Nacional de Historia Natural, Chile*, 63: 17-33
- SUZUKI, H. (2015):** A new genus of the Family Dalatiidae (Chondrichthyes: Elasmobranchii) from the Miocene of Japan. *Journal of Fossil Research*, 47 (2): 41-47
- TIMOKHINA, I.G. & RODINA, O.A. (2015):** New Data on Upper Devonian Stratigraphy of the Northwestern Kuznetsk Basin: Evidence from Foraminifera and Chondrichthyes. *Stratigraphy and Geological Correlation*, 23 (5): 495-516 <http://dx.doi.org/10.1134/s086959381505007x>
- TOMITA, T. (2015):** Pectoral Fin of the Paleozoic Shark, Cladoselache: New Reconstruction Based on a Near-Complete Specimen. *Journal of Vertebrate Paleontology*, 35 (5): e973029
<http://dx.doi.org/10.1080/02724634.2015.973029>
- TOMITA, T. & YOKOYAMA, K. (2015):** The First Cenozoic Record of a Fossil Megamouth Shark (Lamniformes, Megachasmidae) from Asia. *Paleontological Research*, 19 (3): 204-207
<http://dx.doi.org/10.2517/2015PR004>
- VERMA, O. (2015):** Cretaceous vertebrate fauna of the Cauvery Basin, southern India: Palaeodiversity and palaeobiogeographic implications. *Palaeogeography, Palaeoclimatology, Palaeoecology*, 431: 53–67 <http://dx.doi.org/10.1016/j.palaeo.2015.04.021>
- VERWEY, G.J. (2015):** Carcharoides catticus uit het Langhien van Miste. *Afzettingen WTKG* 36 (4): 116-117
- VULLO, R. & GUINOT, G. (2015):** Denticle-embedded ampullary organs in a Cretaceous shark provide unique insight into the evolution of elasmobranch electroreceptors. *The Science of Nature*, 102: 65 <http://dx.doi.org/10.1007/s00114-015-1315-2>

WELTEN, M. & SMITH, M. & UNDERWOOD, C. & JOHANSON, Z. (2015): Evolutionary origins and development of saw-teeth on the sawfish and sawshark rostrum (Elasmobranchii; Chondrichthyes). *Royal Society Open Science*, 2: 150189 <http://dx.doi.org/10.1098/rsos.150189>

WELTON, B.J. (2015): A New Species of Late Early Miocene Cetorhinus (Lamniformes: Cetorhinidae) from the Astoria Formation of Oregon, and Coeval Cetorhinus from Washington and California. *Contributions in Science*, 523: 67–89

WELTON, B.J. (2015): The marine fish fauna of the middle Pleistocene Port Orford Formation and Elk River Beds, Cape Blanco, Oregon. *New Mexico Museum of Natural History and Science, Bulletin*, 66: 1-45

2. Extant Chondrichthyes, Research Articles

- ACEVEDO, K. & MORENO, F. & GRIJALBA-BENDECK, M. & ACERO, A. & PARAMO, J. (2015):** Reproductive biology of the Venezuela Round Stingray *Urotrygon venezuelae* Schultz from the Colombian Caribbean. *Caldasia*, 37 (1): 197-209
- ADAMS, D.H. & BORUCINSKA, J.D. & MAILLETT, K. & WHITBURN, K. & SANDER, T.E. (2015):** Mortality due to a retained circle hook in a longfin mako shark *Isurus paucus* (Guitart-Manday). *Journal of Fish Diseases*, 38 (7): 621–628 <http://dx.doi.org/10.1111/jfd.12277>
- AFONSO, A.S. & HAZIN, F.H.V. (2015):** Vertical Movement Patterns and Ontogenetic Niche Expansion in the Tiger Shark, *Galeocerdo cuvier*. *PLoS ONE*, 10 (1): e0116720 <http://dx.doi.org/10.1371/journal.pone.0116720>
- AFONSO, A.S. & SANTIAGO, R. & HAZIN, H. & HAZIN, F.H.V. (2015):** Corrigendum to "Shark bycatch and mortality and hook bite-offs in pelagic longlines: Interactions between hook types and leader materials." *Fisheries Research*, 167: 278-279 <http://dx.doi.org/10.1016/j.fishres.2015.03.007>
- ALANAZI, S.A. & ALMUBRAD, T. & ALIBRAHIM, A.I.A. & KHAN, A.A. & AKHTAR, S. (2015):** Ultrastructure Organization of Collagen Fibrils and Proteoglycans of Stingray and Shark Corneal Stroma. *Journal of Ophthalmology*, 2015: 686914 <http://dx.doi.org/10.1155/2015/686914>
- ALBO-PUIGSERVER, M. & NAVARRO, J. & COLL, M. & AGUZZI, J. & CARDONA, L. & SÁEZ-LIANTE, R. (2015):** Feeding ecology and trophic position of three sympatric demersal chondrichthyans in the northwestern Mediterranean. *Marine Ecology Progress Series*, 524: 255-268 <http://dx.doi.org/10.3354/meps11188>
- AL-MAMRY, J.M. & CHESALIN, M.V. & AL-MAMARY, D. & AL-SENAIDI, R.H. (2015):** The bycatch composition of shrimp trawl fishery in the Oman coastal waters, the Arabian Sea. *Acta Ichthyologica Et Piscatoria*, 45 (3): 273-283 <http://dx.doi.org/10.3750/aip2015.45.3.06>
- ALMOJIL, D.K. & MOORE, A.B.M. & WHITE, W.T. (2015):** *Sharks & Rays of the Arabian/Persian Gulf. MBG (INT) Ltd., 178 pages, colour & b/w photos, colour & b/w illustrations, 1 colour map*
- ALVES, L.M. & LEMOS, M.F.L. & CORREIA, J.P.S. & DA COSTA, N.A.R. & NOVAIS, S.C. (2015):** The potential of cholinesterases as tools for biomonitoring studies with sharks: Biochemical characterization in brain and muscle tissues of *Prionace glauca*. *Journal of Experimental Marine Biology and Ecology*, 465: 49-55 <http://dx.doi.org/10.1016/j.jembe.2015.01.006>
- AMIN, R. & RITTER, E. & WETZEL, A. (2015):** An Estimation of Shark-Attack Risk for the North and South Carolina Coastline. *Journal of Coastal Research*, 31 (5): 1253-1259 <http://dx.doi.org/10.2112/jcoastres-d-14-00027.1>
- AMSLER, M.O. & SMITH, K.E. & MCCLINTOCK, J.B. & SINGH, H. & THATJE, S. & VOS, S.C. & BROTHERS, C.J. & BROWN, A. & ELLIS, D. & ANDERSON, J. & ARONSON, R.B. (2015):** In situ observations of a possible skate nursery off the western Antarctic Peninsula. *Journal of Fish Biology*, 86 (6): 1867-1872 <http://dx.doi.org/10.1111/jfb.12679>
- ANDREWS, A.H. & KERR, L.A. (2015):** Validated age estimates for large white sharks of the northeastern Pacific Ocean: altered perceptions of vertebral growth shed light on complicated bomb $\Delta 14C$ results. *Environmental Biology of Fishes*, 98 (3): 971-978 <http://dx.doi.org/10.1007/s10641-014-0326-8>
- ANONYMOUS (2015):** OPINION 2368 (Case 3410) *Raja say Le Sueur*, 1817 (currently *Dasyatis say*; Chondrichthyes, Myliobatiformes, DASYATIDAE): original spelling maintained. *Bulletin of Zoological Nomenclature*, 72 (3): 239-244
- ANTONENKO, D.V. & BALANOV, A.A. & MATVEICHUK, S.P. & BLISHAK, N.M. (2015):** Record of rare for waters of Russia pelagic stingray *Pteroplatytrygon violacea* (Dasyatidae) in the South Kuril region. *Journal of Ichthyology*, 55 (6): 911-913 <http://dx.doi.org/10.1134/S0032945215050021>
- APPS, K. & LLOYD, D. & DIMMOCK, K. (2015):** Scuba diving with the grey nurse shark (*Carcharias taurus*): an application of the theory of planned behaviour to identify divers beliefs. *Aquatic Conservation: Marine and Freshwater Ecosystems*, 25 (2): 201-211

- ARI, C. (2015):** Long-term body pigmentation changes on a manta ray (Mobulidae). *Biological Journal of the Linnean Society*, 114 (2): 406-414 <http://dx.doi.org/10.1111/bij.12416>
- ASHE, J.L. & FELDHEIM, K.A. & FIELDS, A.T. & REYIER, E.A. & BROOKS, E.J. & O'CONNELL, M.T. & SKOMAL, G. & GRUBER, S.H. & CHAPMAN, D.D. (2015):** Local population structure and context-dependent isolation by distance in a large coastal shark. *Marine Ecology Progress Series*, 520: 203-216 <http://dx.doi.org/10.3354/meps11069>
- AU, D.W. & SMITH, S.E. & SHOW, C. (2015):** New abbreviated calculation for measuring intrinsic rebound potential in exploited fish populations—example for sharks. *Canadian Journal of Fisheries and Aquatic Sciences*, 72 (5): 767-773 <http://dx.doi.org/10.1139/cjfas-2014-0360>
- AUSTRALIEN GOVERNMENT (2015):** Sawfish and River Sharks: Multispecies Issues Paper. *Commonwealth of Australia 2015*
- AUSTRALIEN GOVERNMENT (2015):** Sawfish and River Sharks: Multispecies Recovery Plan. *Commonwealth of Australia 2015*
- AZRI, A. & AZRI, T. (2015):** Bycatch and landings of young of the year sharks in the Malaysian South China Sea: implications for conservation. *Marine Biodiversity Records*, 8: e68 <http://dx.doi.org/10.1017/S1755267215000561>
- BA, A. & DIOUF, K. & GUILHAUMON, F. & PANFILI, J. (2015):** Slow growth of the overexploited milk shark *Rhizoprionodon acutus* affects its sustainability in West Africa. *Journal of Fish Biology*, 87 (4): 912-929 <http://dx.doi.org/10.1111/jfb.12764>
- BALABAN, J.P. & SUMMERS, A.P. & WILGA, C.A. (2015):** Mechanical properties of the hyomandibula in four shark species. *Journal of Experimental Zoology Part A: Ecological Genetics and Physiology*, 323 (1): 1-9 <http://dx.doi.org/10.1002/jez.1888>
- BALAKRISHNAN, S. & SELVAM, R. & SUNDAR, K. & CHITTIBABU, S. & RAMAMOORTHY, U. & KANNAN, C.B.N. (2015):** Studies on Calcification Efficacy of Stingray Fish Skin Collagen for Possible Use as Scaffold for Bone Regeneration. *Tissue Engineering and Regenerative Medicine*, 12 (2): 98-106 <http://dx.doi.org/10.1007/s13770-014-0075-y>
- BARBINI, S.A. & LUCIFORA, L.O. & FIGUEROA, D.E. (2015):** Using opportunistic records from a recreational fishing magazine to assess population trends of sharks. *Canadian Journal of Fisheries and Aquatic Sciences*, 72 (12): 1853-1859 <http://dx.doi.org/10.1139/cjfas-2015-0087>
- BARKER, A.M. & NOSAL, A.P. & LEWALLEN, E.A. & BURTON, R.S. (2015):** Genetic structure of leopard shark (*Triakis semifasciata*) populations along the Pacific coast of North America. *Journal of Experimental Marine Biology and Ecology*, 472: 151-157 <http://dx.doi.org/10.1016/j.jembe.2015.06.020>
- BARREIROS, J.P. & GADIG, O.B.F. & HADDAD, V. (2015):** In Reply to Shark Attacks and Shark Divin. *Wilderness and Environmental Medicine*, 26 (2): 277-278 <http://dx.doi.org/10.1016/j.wem.2014.11.018>
- BARRÍA, C. & COLL, M. & NAVARRO, J. (2015):** Unravelling the ecological role and trophic relationships of uncommon and threatened elasmobranchs in the western Mediterranean Sea. *Marine Ecology Progress Series*, 539: 225-240 <http://dx.doi.org/10.3354/meps11494>
- BARRÍA, C. & NAVARRO, J. & COLL, M. & FERNANDEZ-ARCAYA, U. & SÁEZ-LIANTE, R. (2015):** Morphological parameters of abundant and threatened chondrichthyans of the northwestern Mediterranean Sea. *Journal of Applied Ichthyology*, 31 (1): 114-119 <http://dx.doi.org/10.1111/jai.12499>
- BAŞUSTA, N. & BAŞUSTA, A. (2015):** Additional record of the bluntnose six-gill shark, *Hexanchus griseus* (Bonnaterre, 1788) from Iskenderun Bay with its morphometric measurements. *J. Black Sea/Mediterranean Environment*, 21 (2): 224-226
- BEAUDRY, M.C. & HUSSEY, N.E. & MCMEANS, B.C. & MCLEOD, A.M. & WINTNER, S.P. & CLIFF, G. & DUDLEY, S.F.J. & FISK, A.T. (2015):** Comparative organochlorine accumulation in two ecologically similar shark species (*Carcharodon carcharias* and *Carcharhinus obscurus*) with divergent uptake based on different life history. *Environmental Toxicology and Chemistry*, 34 (9): 2051-2060 <http://dx.doi.org/10.1002/etc.3029>

- BELLO, G. & ZUPA, R. & CORRIERO, A. (2015):** Ontogenetic change in the body length-mass relationship concomitant to the onset of vitellogenesis in female blackmouth catshark *Galeus melastomus* (Chondrichthyes: Scyliorhinidae). *Italian Journal of Zoology*, 82 (3): 358-365 <http://dx.doi.org/10.1080/11250003.2015.1027308>
- BEMIS, W.E. & MOYER, J.K. & RICCIO, M.L. (2015):** Homology of Lateral Cusplets in the Teeth of Lamnid Sharks (Lamniformes: Lamnidae). *Copeia*, 103 (4): 961-972 <http://dx.doi.org/10.1643/CG-14-109>
- BENOIT, H.P. & CAPIZZANO, C.W. & KNOTEK, R.J. & RUDDERS, D.B. & SULIKOWSKI, J.A. & DEAN, M.J. & HOFFMAN, W. & ZEMECKIS, D.R. & MANDELMAN, J.W. (2015):** A generalized model for longitudinal short- and long-term mortality data for commercial fishery discards and recreational fishery catch-and-releases. *ICES Journal of Marine Science*, 72 (6): 1834-1847 <http://dx.doi.org/10.1093/icesjms/fsv039>
- BERGÉS-TIZNADO, M.E. & MÁRQUEZ-FARÍAS, F. & LARA-MENDOZA, R.E. & TORRES-ROJAS, Y.E. & GALVÁN-MAGAÑA, F. & BOJÓRQUEZ-LEYVA, H. & PÁEZ-OSUNA, F. (2015):** Mercury and Selenium in Muscle and Target Organs of Scalloped Hammerhead Sharks *Sphyrna lewini* of the SE Gulf of California: Dietary Intake, Molar Ratios, Loads, and Human Health Risks. *Archives of Environmental Contamination and Toxicology*, 69 (4): 440-452 <http://dx.doi.org/10.1007/s00244-015-0226-8>
- BERNAL, M.A. & SINAI, N.L. & ROCHA, C. & GAITHER, M.R. & DUNKER, F. & ROCHA, L.A. (2015):** Long-term sperm storage in the brownbanded bamboo shark *Chiloscyllium punctatum*. *Journal of Fish Biology*, 86 (3): 1171-1176 <http://dx.doi.org/10.1111/jfb.12606>
- BERNARD, A.M. & FELDHEIM, K.A. & SHIVJI, M.S. (2015):** Isolation and characterization of polymorphic microsatellite markers from a globally distributed marine apex predator, the tiger shark (*Galeocerdo cuvier*). *Conservation Genetics Resources*, 7 (2): 509-511 <http://dx.doi.org/10.1007/s12686-014-0408-0>
- BERNASCONI, J.F. & CUBILLOS, L. & ACUÑA, E. & PERIER, M.R. & DI GIÁCOMO, E. (2015):** Crecimiento, madurez y mortalidad del pez gallo, *Callorhynchus callorhynchus*, en el Golfo San Matías, Patagonia norte, Argentina. [Growth, maturity and mortality of cockfish, *Callorhynchus callorhynchus*, in San Matías Gulf, Northern Patagonia, Argentina.] *Revista de Biología Marina y Oceanografía*, 50 (2): 283-298 <http://dx.doi.org/10.4067/S0718-19572015000300007>
- BERNASCONI, J.F. & PERIER, M.R. & DI GIÁCOMO, E.E. (2015):** Standardized catch rate of cockfish, *Callorhynchus callorhynchus*, in a bottom trawl fishery of Patagonia: Is it possible its use as a predictor of abundance trend? *Brazilian Journal of Oceanography*, 63 (2): 147-160 <http://dx.doi.org/10.1590/S1679-87592015093606302>
- BESTER-VAN DER MERWE, A.E. & GLEDHILL, K.S. (2015):** Molecular species identification and population genetics of chondrichthyans in South Africa: current challenges, priorities and progress. *African Zoology*, 50 (3): 205-217 <http://dx.doi.org/10.1080/15627020.2015.1063408>
- BETHEA, D.M. & AJEMIAN, M.J. & CARLSON, J.K. & HOFFMAYER, E.R. & IMHOFF, J.L. & GRUBBS, R.D. & PETERSON, C.T. & BURGESS, G.H. (2015):** Distribution and community structure of coastal sharks in the northeastern Gulf of Mexico. *Environmental Biology of Fishes*, 98 (5): 1233-1254 <http://dx.doi.org/10.1007/s10641-014-0355-3>
- BINDIYA, E.S. & TINA, K.J. & RAGHUL, S.S. & BHAT, S.G. (2015):** Characterization of Deep Sea Fish Gut Bacteria with Antagonistic Potential, from *Centroscyllium fabricii* (Deep Sea Shark). *Probiotics Antimicrob Proteins*, 7 (2): 157-163 <http://dx.doi.org/10.1007/s12602-015-9190-x>
- BITALO, D.N. & MADUNA, S.N. & DA SILVA, C. & ROODT-WILDING, R. & BESTER-VAN DER MERWE, A.E. (2015):** Differential gene flow patterns for two commercially exploited shark species, tope (*Galeorhinus galeus*) and common smoothhound (*Mustelus mustelus*) along the south-west coast of South Africa. *Fisheries Research*, 172: 190-196 <http://dx.doi.org/10.1016/j.fishres.2015.07.003>
- BITON PORSMOQUER, S. & BĂNARU, D. & BOUDOURESQUE, C.F. & DEKEYSER, I. & ALMARCHA, C. (2015):** Hooks equipped with magnets can increase catches of blue shark (*Prionace glauca*) by longline fishery. *Fisheries Research*, 172: 345-351 <http://dx.doi.org/10.1016/j.fishres.2015.07.016>

- BITON PORSMOQUER, S. & BĂNARU, D. & BOUDOURESQUE, C.F. & DEKEYSER, I. & VIRICEL, A. & MERCHAN, M. (2015):** DNA evidence of the consumption of short-beaked common dolphin *Delphinus delphis* by the shortfin mako shark *Isurus oxyrinchus*. *Marine Ecology Progress Series*, 532: 177-183 <http://dx.doi.org/10.3354/meps11327>
- BLAISON, A. & JAQUEMET, S. & GUYOMARD, D. & VANGREVELYNGHE, G. & GAZZO, T. & CLIFF, G. & COTEL, P. & SORIA, M. (2015):** Seasonal variability of bull and tiger shark presence on the west coast of Reunion Island, western Indian Ocean. *African Journal of Marine Science*, 37 (2): 199-208 <http://dx.doi.org/10.2989/1814232X.2015.1050453>
- BLANCO, M. & FRAGUAS, J. & SOTELO, C.G. & PEREZ-MARTIN, R.I. & ANTONIO VAZQUEZ, J. (2015):** Production of Chondroitin Sulphate from Head, Skeleton and Fins of *Scyliorhinus canicula* By-Products by Combination of Enzymatic, Chemical Precipitation and Ultrafiltration Methodologies. *Marine Drugs*, 13 (6): 3287-3308 <http://dx.doi.org/10.3390/md13063287>
- BLANCO, M. & SOTELO, C.G. & PEREZ-MARTIN, R.I. (2015):** Hydrolysis as a Valorization Strategy for Unused Marine Food Biomass: Boarfish and Small-Spotted Catshark Discards and By-Products. *Journal of Food Biochemistry*, 39 (4): 368-376 <http://dx.doi.org/10.1111/jfbc.12141>
- BLOWER, D.C. & CORLEY, S. & HERWARD, J.P. & RIGINOS, C.R. & OVENDEN, J.R. (2015):** Characterisation and cross-amplification of 21 novel microsatellite loci for the dusky shark, *Carcharhinus obscurus*. *Conservation Genetics Resources*, 7 (4): 909-912 <http://dx.doi.org/10.1007/s12686-015-0499-2>
- BLOWER, D.C. & CORLEY, S. & HERWARD, J.P. & RIGINOS, C.R. & OVENDEN, J.R. (2015):** Characterisation and cross-amplification of 19 novel microsatellite loci for the sandbar shark, *Carcharhinus plumbeus*. *Conservation Genetics Resources*, 7 (4): 913-915 <http://dx.doi.org/10.1007/s12686-015-0500-0>
- BOISVERT, C.A. & MARTINS, C.L. & EDMUNDS, A.G. & COCKS, J. & CURRIE, P. (2015):** Capture, transport, and husbandry of elephant sharks (*Callorhynchus milii*) adults, eggs, and hatchlings for research and display. *Zoo Biology*, 34 (1): 94-98 <http://dx.doi.org/10.1002/zoo.21183>
- BOND, M.E. & TOLENTINO, E. & MANGUBHAI, S. & HOWEY, L.A. (2015):** Vertical and horizontal movements of a silvertip shark (*Carcharhinus albimarginatus*) in the Fijian archipelago. *Animal Biotelemetry* 2015, 3:19 <http://dx.doi.org/10.1186/s40317-015-0055-6>
- BONFIL, R. & O'BRIEN, S. (2015):** Strongly directional and differential swimming behavior of an adult female white shark, *Carcharodon carcharias* (Chondrichthyes: Lamnidae) from Guadalupe Island, Mexico. *Latin American Journal of Aquatic Research*, 43 (1): 267-273 <http://dx.doi.org/10.3856/vol43-issue1-fulltext-24>
- BORNATOWSKI, H. & BRAGA, R.R. & KALINOWSKI, C. & VITULE, J.R.S. (2015):** "Buying a Pig in a Poke": The Problem of Elasmobranch Meat Consumption in Southern Brazil. *Ethnobiology Letters*, 6 (1):196-202
- BOSCH, A.C. & O'NEILL, B. & SIGGE, G.O. & KERWATH, S.E. & HOFFMAN, L.C. (2015):** Heavy metal accumulation and toxicity in smoothhound (*Mustelus mustelus*) shark from Langebaan Lagoon, South Africa. *Food Chemistry*, 190: 871-878 <http://dx.doi.org/10.1016/j.foodchem.2015.06.034>
- BOSCHETTI, F. & VANDERKLIFT, M.A. (2015):** How the movement characteristics of large marine predators influence estimates of their abundance. *Ecological Modelling*, 313: 223-236 <http://dx.doi.org/10.1016/j.ecolmodel.2015.06.035>
- BOUCHAALA, E. & BOUALI, M. & BEN ALI, Y. & MILED, N. & GARGOURI, Y. & FENDRI, A. (2015):** Biochemical Characterization and Molecular Modeling of Pancreatic Lipase from a Cartilaginous Fish, the Common Stingray (*Dasyatis pastinaca*). *Applied Biochemistry and Biotechnology*, 176 (1): 151-169 <http://dx.doi.org/10.1007/s12010-015-1564-8>
- BOUCHET, P.J. & MEEUWIG, J. J. (2015):** Drifting baited stereo-videography: a novel sampling tool for surveying pelagic wildlife in offshore marine reserves. *Ecosphere*, 6 (8): 137 <http://dx.doi.org/10.1890/es14-00380.1>
- BRACCINI, M. (2015):** Is a Global Quantitative Assessment of Shark Populations Warranted? *Fisheries*, 40 (10): 492-501 <http://dx.doi.org/10.1080/03632415.2015.1080689>

- BRACCINI, M. & BROOKS, E.N. & WISE, B. & MCAULEY, R. (2015):** Displaying uncertainty in the biological reference points of sharks. *Ocean & Coastal Management*, 116: 143–149
<http://dx.doi.org/10.1016/j.ocecoaman.2015.07.014>
- BRADBURN, M.J. & KELLER, A.A. (2015):** Impact of light on catch rate of four demersal fish species during the 2009-2010 US west coast groundfish bottom trawl survey. *Fisheries Research*, 164: 193-200
<http://dx.doi.org/10.1016/j.fishres.2014.11.010>
- BRAUN, C.D. & SKOMAL, G.B. & THORROLD, S.R. & BERUMEN, M.L. (2015):** Movements of the reef manta ray (*Manta alfredi*) in the Red Sea using satellite and acoustic telemetry. *Marine Biology*, 162 (12): 2351-2362
<http://dx.doi.org/10.1007/s00227-015-2760-3>
- BRČIĆ, J. & HERRMANN, B. & CARLO, F. & SALA, A. (2015):** Selective characteristics of a shark-excluding grid device in a Mediterranean trawl. *Fisheries Research*, 172: 352–360
<http://dx.doi.org/10.1016/j.fishres.2015.07.035>
- BRENA, P.F. & MOURIER, J. & PLANES, S. & CLUA, E. (2015):** Shark and ray provisioning: functional insights into behavioral, ecological and physiological responses across multiple scales. *Marine Ecology Progress Series*, 538: 273-283
<http://dx.doi.org/10.3354/meps11492>
- BROOKS, E.J. & BROOKS, A.M.L. & WILLIAMS, S. & JORDAN, L.K.B. & ABERCROMBIE, D. & CHAPMAN, D.D. & HOWEY-JORDAN, L.A. & GRUBBS, R.D. (2015):** First description of deep-water elasmobranch assemblages in the Exuma Sound, The Bahamas. *Deep Sea Research Part II: Topical Studies in Oceanography*, 115: 81-91
<http://dx.doi.org/10.1016/j.dsr2.2015.01.015>
- BROWN, A. (2015):** The Reproductive Biology of the Finetooth Shark, *Carcharhinus isodon*, in the Northwest Atlantic Ocean. *UNF Theses and Dissertations. Paper 564.*
- BRUCE, B. & BRADFORD, R. (2015):** Segregation or aggregation? Sex-specific patterns in the seasonal occurrence of white sharks *Carcharodon carcharias* at the Neptune Islands, South Australia. *Journal of Fish Biology*, 87 (6): 1355–1370
<http://dx.doi.org/10.1111/jfb.12827>
- BRUNNSCHWEILER, J.M. (2015):** Shark Attacks and Shark Diving. *Wilderness and Environmental Medicine*, 26 (2): 276-277
<http://dx.doi.org/10.1016/j.wem.2014.11.002>
- BULLOCK, R.W. & GUTTRIDGE, T.L. & COWX, I.G. & ELLIOTT, M. & GRUBER, S.H. (2015):** The behaviour and recovery of juvenile lemon sharks *Negaprion brevirostris* in response to external accelerometer tag attachment. *Journal of Fish Biology*, 87 (6): 1342-1354
<http://dx.doi.org/10.1111/jfb.12808>
- BUTCHER, P.A. & PEDDEMORS, V.M. & MANDELMAN, J.W. & MCGRATH, S.P. & CULLIS, B.R. (2015):** At-vessel mortality and blood biochemical status of elasmobranchs caught in an Australian commercial longline fishery. *Global Ecology and Conservation*, 3: 878-889
<http://dx.doi.org/10.1016/j.gecco.2015.04.012>
- BYRKJEDAL, I. & CHRISTIANSEN, J.S. & KARAMUSHKO, O.V. & LANGHELLE, G. & LYNHAMMAR, A. (2015):** Arctic skate *Amblyraja hyperborea* preys on remarkably large glacial eelpouts *Lycodes frigidus*. *Journal of Fish Biology*, 86 (1): 360–364
<http://dx.doi.org/10.1111/jfb.12554>
- CAGUA, E.F. & COCHRAN, J.E.M. & ROHNER, C.A. & PREBBLE, C.E.M. & SINCLAIR-TAYLOR, T.H. & PIERCE, S.J. & BERUMEN, M.L. (2015):** Acoustic telemetry reveals cryptic residency of whale sharks. *Biology Letters*, 11 (4): 20150092
<http://dx.doi.org/10.1098/rsbl.2015.0092>
- CAILLIET, G.M. (2015):** Perspectives on elasmobranch life-history studies: a focus on age validation and relevance to fishery management. *Journal of Fish Biology*, 87 (6): 1271-1292
<http://dx.doi.org/10.1111/jfb.12829>
- CALICH, H.J. & CAMPANA, S.E. (2015):** Mating scars reveal mate size in immature female blue shark *Prionace glauca*. *Journal of Fish Biology*, 86 (6): 1845-1851
<http://dx.doi.org/10.1111/jfb.12671>
- CAMPANA, S.E. & FISK, A.T. & KLIMLEY, A.P. (2015):** Movements of Arctic and northwest Atlantic Greenland sharks (*Somniosus microcephalus*) monitored with archival satellite pop-up tags suggest long-range migrations. *Deep Sea Research Part II: Topical Studies in Oceanography*, 115: 109-115
<http://dx.doi.org/10.1016/j.dsr2.2013.11.001>

- CAPAPÉ, C. & ALI, M. & SAAD, A. & REYNAUD, C. (2015):** Tail abnormalities in thornback ray *Raja clavata* (Chondrichthyes: Rajidae) from the coast of Syria (eastern Mediterranean). *Cahiers De Biologie Marine*, 56 (2): 155-161
- CAPAPÉ, C. & RAFRAFI-NOUIRA, S. & EL KAMEL-MOUTALIBI, O. & BOUMAÏZA, M. & REYNAUD, C. (2015):** First mediterranean records of Spinetail Devil Ray, *Mobula japanica* (Elasmobranchii: Rajiformes: Mobulidae). *Acta Ichthyologica et Piscatoria*, 45 (2): 211-215
<http://dx.doi.org/10.3750/aip2015.45.2.13>
- CÁRDENAS-PALOMO, N. & HERRERA-SILVEIRA, J. & VELÁZQUEZ-ABUNADER, I. & REYES, O. & ORDOÑEZ, U. (2015):** Distribution and feeding habitat characterization of whale sharks *Rhincodon typus* in a protected area in the north Caribbean Sea. *Journal of Fish Biology*, 86 (2): 668-686
<http://dx.doi.org/10.1111/jfb.12589>
- CARDINALE, M. & BARTOLINO, V. & SVEDANG, H. & SUNDELOF, A. & POULSEN, R.T. & CASINI, M. (2015):** A centurial development of the North Sea fish megafauna as reflected by the historical Swedish longlining fisheries. *Fish and Fisheries*, 16 (3): 522-533
<http://dx.doi.org/10.1111/faf.12074>
- CARLISLE, A.B. & GOLDMAN, K.J. & LITVIN, S.Y. & MADIGAN, D.J. & BIGMAN, J.S. & SWITENBANK, A.M. & KLINE, T.C. & BLOCK, B.A. (2015):** Stable isotope analysis of vertebrae reveals ontogenetic changes in habitat in an endothermic pelagic shark. *Proceedings of the Royal Society of London, Series B*, 282 (1799): 20141446 <http://dx.doi.org/10.1098/rspb.2014.1446>
- CARLISLE, A.B. & LITVIN, S.Y. & HAZEN, E.L. & MADIGAN, D.J. & GOLDMAN, K.J. & LEA, R.N. & BLOCK, B.A. (2015):** Reconstructing habitat use by juvenile salmon sharks links upwelling to strandings in the California Current. *Marine Ecology Progress Series*, 525: 217-228
<http://dx.doi.org/10.3354/meps11183>
- CARLSON, J.K. & SIMPFENDORFER, C.A. (2015):** Recovery potential of smalltooth sawfish, *Pristis pectinata*, in the United States determined using population viability models. *Aquatic Conservation: Marine and Freshwater Ecosystems*, 25 (2): 187-200 <http://dx.doi.org/10.1002/aqc.2434>
- CARVALHO, F. & AHRENS, R. & MURIE, D. & BIGELOW, K. & AIRES-DA-SILVA, A. & MAUNDER, M.N. & HAZIN, F. (2015):** Using pop-up satellite archival tags to inform selectivity in fisheries stock assessment models: a case study for the blue shark in the South Atlantic Ocean. *ICES Journal of Marine Science*, 72 (6): 1715-1730 <http://dx.doi.org/10.1093/icesjms/fsv026>
- CAVALLARO, M. & DANZE, A. & AMMENDOLIA, G. & NAVARRA, E. (2015):** Finding of a rare *Squatina squatina* (Linnaeus, 1758) (Chondrichthyes: Squatinidae) along the Tyrrhenian coast of the Strait of Messina and its maintenance in an aquarium. *Marine Biodiversity Records*, 8: e44
<http://dx.doi.org/10.1017/S1755267215000226>
- CAVALLARO, M. & DANZE, A. & AMMENDOLIA, G. & NAVARRA, E. (2015):** Finding of a rare *Squatina squatina* (Linnaeus, 1758) (Chondrichthyes: Squatinidae) along the Tyrrhenian coast of the Strait of Messina and its maintenance in an aquarium. *Marine Biodiversity Records*, 8: e44
<http://dx.doi.org/10.1017/S1755267215000226>
- CHABOT, C.L. (2015):** Microsatellite loci confirm a lack of population connectivity among globally distributed populations of the tope shark *Galeorhinus galeus* (Triakidae). *Journal of Fish Biology*, 87 (2): 371-385 <http://dx.doi.org/10.1111/jfb.12727>
- CHABOT, C.L. & ESPINOZA, M. & MASCAREÑAS-OSORIO, I. & ROCHA-OLIVARES, A. (2015):** The effect of biogeographic and phylogeographic barriers on gene flow in the brown smoothhound shark, *Mustelus henlei*, in the northeastern Pacific. *Ecology and Evolution*, 5 (8): 1585-1600
<http://dx.doi.org/10.1002/ece3.1458>
- CHAI, T.-T. & TONG, S.-R. & LAW, Y.-C. & ISMAIL, N.I.M. & MANAN, F.A. & WONG, F.-C. (2015):** Anti-Oxidative, Metal Chelating and Radical Scavenging Effects of Protein Hydrolysates from Blue-spotted Stingray. *Tropical Journal of Pharmaceutical Research*, 14 (8): 1349-1355
<http://dx.doi.org/10.4314/tjpr.v14i8.5>
- CHANG, C.-H. & JABADO, R.W. & LIN, Y.S. & SHAO, K.T. (2015):** The complete mitochondrial genome of the sand tiger shark, *Carcharias taurus* (Chondrichthyes, Odontaspidae). *Mitochondrial DNA*, 26 (5): 728-729 <http://dx.doi.org/10.3109/19401736.2013.845761>

- CHANG, C.-H. & SHAO, K.-T. & LIN, Y.-S. & TSAI, A.Y. & SU, P.X. & HO, H.-C. (2015):** The complete mitochondrial genome of the shortfin mako, *Isurus oxyrinchus* (Chondrichthyes, Lamnidae). *Mitochondrial DNA*, 26 (3): 475-476 <http://dx.doi.org/10.3109/19401736.2013.834430>
- CHAPMAN, D.D. & FELDHEIM, K.A. & PAPASTAMATIOU, Y. & HUETER, R.E. (2015):** There and Back Again: A Review of Residency and Return Migrations in Sharks, with Implications for Population Structure and Management. *Annual Review of Marine Science*, 7: 547-570 <http://dx.doi.org/10.1146/annurev-marine-010814-015730>
- CHEN, H. & KISHINO, H. (2015):** Global pattern of phylogenetic species composition of shark and its conservation priority. *Ecology and Evolution*, 5 (19): 4455-4465 <http://dx.doi.org/10.1002/ece3.1724>
- CHEN, X. & AI, W. & SHI, X. & GAO, T. (2015):** Mitochondrial genome of the ringstraked guitarfish *Rhinobatos hynnicephalus* (Elasmobranchii: Rajiformes). *Mitochondrial DNA*, 26 (4): 653-654 <http://dx.doi.org/10.3109/19401736.2013.836520>
- CHEN, X. & LIU, M. & PENG, Z. & SHI, X. (2015):** Mitochondrial genome of the bull shark *Carcharhinus leucas* (Carcharhiniformes: Carcharhinidae). *Mitochondrial DNA*, 26 (6): 813-814 <http://dx.doi.org/10.3109/19401736.2013.855906>
- CHEN, X. & LIU, M. & XIANG, D. & AI, W. (2015):** Complete mitochondrial genome of the Japanese wobbegong *Orectolobus japonicus* (Orectolobiformes: Orectolobidae). *Mitochondrial DNA*, 26 (1): 153-154 <http://dx.doi.org/10.3109/19401736.2013.819499>
- CHEN, X. & PENG, Z. & CAI, L. & XU, Y. (2015):** Mitochondrial genome of the spot-tail shark *Carcharhinus sorrah* (Carcharhiniformes: Carcharhinidae). *Mitochondrial DNA*, 26 (5): 734-735 <http://dx.doi.org/10.3109/19401736.2013.845764>
- CHEN, X. & XIANG, D. & AI, W. & SHI, X. (2015):** Complete mitochondrial genome of the blue shark *Prionace glauca* (Elasmobranchii: Carcharhiniformes). *Mitochondrial DNA*, 26 (2): 313-314 <http://dx.doi.org/10.3109/19401736.2013.825790>
- CHEN, X. & XIANG, D. & AI, W. & SHI, X. (2015):** Complete mitochondrial genome of the pelagic thresher *Alopias pelagicus* (Lamniformes: Alopiidae) *Mitochondrial DNA*, 26 (2): 323-4 <http://dx.doi.org/10.3109/19401736.2013.830294>
- CHEN, X. & XIANG, D. & XU, Y. & SHI, X. (2015):** Complete mitochondrial genome of the scalloped hammerhead *Sphyrna lewini* (Carcharhiniformes: Sphyrnidae). *Mitochondrial DNA*, 26 (4): 621-622 <http://dx.doi.org/10.3109/19401736.2013.834432>
- CHERNOVA, N.V. & SMIRNOVA, E.V. & RASKHOZHEVA, E.V. (2015):** First record of the Greenland shark *Somniosus microcephalus* (Squaliformes: Somniosidae) in the Siberian Arctic with notes on its distribution and biology. *Journal of Ichthyology*, 55 (6): 827-835 <http://dx.doi.org/10.1134/S0032945215060053>
- CHIN, A. & MOURIER, J. & RUMMER, J.L. (2015):** Blacktip reef sharks (*Carcharhinus melanopterus*) show high capacity for wound healing and recovery following injury. *Conservation Physiology*, 3 (1): cov062 <http://dx.doi.org/10.1093/conphys/cov062>
- CHRISTIANSEN, B. & VIEIRA, R.P. & CHRISTIANSEN, S. & DENDA, A. & OLIVEIRA, F. & GONÇALVES, J.M.S. (2015):** The fish fauna of Ampère Seamount (NE Atlantic) and the adjacent abyssal plain. *Helgoland Marine Research*, 69 (1): 13-23 <http://dx.doi.org/10.1007/s10152-014-0413-4>
- CHRISTIANSEN, H.M. & FISK, A.T. & HUSSEY, N.E. (2015):** Incorporating stable isotopes into a multidisciplinary framework to improve data inference and their conservation and management application *African Journal of Marine Science*, 37 (2): 189-197 <http://dx.doi.org/10.2989/1814232X.2015.1039583>
- CHRISTIE, A. (2015):** Account of a mass aggregation of Port Jackson sharks *Heterodontus portusjacksoni* at Point Cooke Marine Sanctuary, Victoria, Australia. *Victorian Naturalist*, 132 (4): 108-117
- CHURCHILL, D.A. & HEITHAUS, M.R. & GRUBBS, D. (2015):** Effects of lipid and urea extraction on $\delta^{15}\text{N}$ values of deep-sea sharks and hagfish: Can mathematical correction factors be generated?

Deep Sea Research Part II: Topical Studies in Oceanography, 115: 103-108
<http://dx.doi.org/10.1016/j.dsr2.2014.12.013>

CHURCHILL, D.A. & HEITHAUS, M.R. & VAUDO, J.J. & GRUBBS, D. & GASTRICH, K. & CASTRO, J.I. (2015): Trophic interactions of common elasmobranchs in deep-sea communities of the gulf of Mexico revealed through stable isotope and stomach content analysis. *Deep Sea Research Part II: Topical Studies in Oceanography*, 115: 92-102 <http://dx.doi.org/10.1016/j.dsr2.2014.10.011>

CLAES, J.M. & MALLEFET, J. (2015): Comparative control of luminescence in sharks: New insights from the slendertail lanternshark (*Etmopterus molleri*). *Journal of Experimental Marine Biology and Ecology*, 467: 87-94 <http://dx.doi.org/10.1016/j.jembe.2015.03.008>

CLAES, J.M. & NILSSON, D.-E. & MALLEFET, J. & STRAUBE, N. (2015): The presence of lateral photophores correlates with increased speciation in deep-sea bioluminescent sharks. *Royal Society Open Science*, 2: 150219 <http://dx.doi.org/10.1098/rsos.150219>

CLARKE, C.R. & KARL, S.A. & HORN, R.L. & BERNARD, A.M. & LEA, J.S. & HAZIN, F.H. & PRODÖHL, P.A. & SHIVJI, M.S. (2015): Global mitochondrial DNA phylogeography and population structure of the silky shark, *Carcharhinus falciformis*. *Marine Biology*, 162 (5): 945-955
<http://dx.doi.org/10.1007/s00227-015-2636-6>

CLARKE, J. & MILLIGAN, R.J. & BAILEY, D.M. & NEAT, F.C. (2015): A Scientific Basis for Regulating Deep-Sea Fishing by Depth. *Current Biology*, 25 (18): 2425-2429
<http://dx.doi.org/10.1016/j.cub.2015.07.070>

CLARKE, S. & COELHO, R. & FRANCIS, M. & KAI, M. & KOHIN, S. & LIU, K.-M. & SIMPFENDORFER, C. & TOVAR-AVILA, J. & RIGBY, C. & SMART, J. (2015): Report of the Pacific shark life history expert panel workshop, 28-30 April 2015. *WCPFC-SCII-2015/EB-IP-13: 111pp*

CLARKE, T.M. & ESPINOZA, M. & AHRENS, R. & WEHRTMANN, I.S. (2015): Elasmobranch bycatch associated with the shrimp trawl fishery off the Pacific coast of Costa Rica, Central America. *Fishery Bulletin*, 114 (1): 1-17 <http://dx.doi.org/10.7755/FB.114.1>

CLUA, E.E. & TORRENTE, F. (2015): Determining the Role of Hand Feeding Practices in Accidental Shark Bites on Scuba Divers. *Journal of Forensic Science & Criminology*, 3 (5): 502

COELHO, R. & ALPIZAR-JARA, R. & ERZINI, K. (2015): Demography of a deep-sea lantern shark (*Etmopterus spinax*) caught in trawl fisheries of the northeastern Atlantic: Application of Leslie matrices with incorporated uncertainties. *Deep Sea Research Part II: Topical Studies in Oceanography*, 115: 64-72 <http://dx.doi.org/10.1016/j.dsr2.2014.01.012>

COELHO, R. & FERNANDEZ-CARVALHO, J. & SANTOS, M.N. (2015): Habitat use and diel vertical migration of bigeye thresher shark: Overlap with pelagic longline fishing gear. *Marine Environmental Research*, 112B: 91-99 <http://dx.doi.org/10.1016/j.marenvres.2015.10.009>

COLLOCA, F. & GAROFALO, G. & BITETTO, I. & FACCHINI, M.T. & GRATI, F. & MARTIRADONNA, A. & MASTRANTONIO, G. & NIKOLIOUDAKIS, N. & ORDINAS, F. & SCARCELLA, G. & TSERPES, G. & PILAR TUGORES, M. & VALAVANIS, V. & CARLUCCI, R. & FIORENTINO, F. & FOLLESA, M.C. & IGLESIAS, M. & KNITTWEIS, L. & LEFKADITOU, E. & LEMBO, G. & MANFREDI, C. & MASSUTI, E. & PACE, M.L. & PAPADOPOULOU, N. & SARTOR, P. & SMITH, C.J. & SPEDICATO, M.T. (2015): The Seascape of Demersal Fish Nursery Areas in the North Mediterranean Sea, a First Step Towards the Implementation of Spatial Planning for Trawl Fisheries. *PLoS ONE*, 10 (3): e0119590 <http://dx.doi.org/10.1371/journal.pone.0119590>

COMFORT, C.M. & WENIG, K.C. (2015): Vertical habitat and behaviour of the bluntnose sixgill shark in Hawaii. *Deep Sea Research Part II: Topical Studies in Oceanography*, 115: 116-126
<http://dx.doi.org/10.1016/j.dsr2.2014.04.005>

CORRIGAN, S. & KACEV, D. & WERRY, J. (2015): A case of genetic polyandry in the shortfin mako *Isurus oxyrinchus*. *Journal of Fish Biology*, 87 (3): 794-798 <http://dx.doi.org/10.1111/jfb.12743>

CORTÉS, E. & BROOKS, E.N. & SHERTZER, K.W. (2015): Risk assessment of cartilaginous fish populations. *ICES Journal of Marine Science*, 72 (3): 1057-1068
<http://dx.doi.org/10.1093/icesjms/fsu157>

- COSANDEY-GODIN, A. & KRAINSKI, E.T. & WORM, B. & FLEMMING, J.M. (2015):** Applying Bayesian spatiotemporal models to fisheries bycatch in the Canadian Arctic. *Canadian Journal of Fisheries and Aquatic Sciences*, 72 (2): 186-197 <http://dx.doi.org/10.1139/cjfas-2014-0159>
- COSTA, T.L.A. & THAYER, J.A. & MENDES, L.F. (2015):** Population characteristics, habitat and diet of a recently discovered stingray *Dasyatis marianae*: implications for conservation. *Journal of Fish Biology*, 86 (2): 527-543 <http://dx.doi.org/10.1111/jfb.12572>
- COTTON, C.F. & GRUBBS, R.D. (2015):** Biology of Deep-water Chondrichthyans: Introduction. *Deep Sea Research Part II: Topical Studies in Oceanography*, 115: 1-10 <http://dx.doi.org/10.1016/j.dsr2.2015.02.030>
- COTTON, C.F. & GRUBBS, R.D. & DYB, J.E. & FOSSEN, I. & MUSICK, J.A. (2015):** Reproduction and embryonic development in two species of squaliform sharks, *Centrophorus granulosus* and *Etmopterus princeps*: Evidence of matrotrophy? *Deep Sea Research Part II: Topical Studies in Oceanography*, 115: 41-54 <http://dx.doi.org/10.1016/j.dsr2.2014.10.009>
- CRAMP, R.L. & HANSEN, M.J. & FRANKLIN, C.E. (2015):** Osmoregulation by juvenile brown-banded bamboo sharks, *Chiloscyllium punctatum*, in hypo- and hyper-saline waters. *Comparative Biochemistry and Physiology - Part A, Molecular & Integrative Physiology*, 185: 107-114 <http://dx.doi.org/10.1016/j.cbpa.2015.04.001>
- CRAY, C. & RODRIGUEZ, M. & FIELD, C. & MCDERMOTT, A. & LEPPERT, L. & CLAUSS, T. & BOSSART, G.D. (2015):** Protein and cholesterol electrophoresis of plasma samples from captive cownose ray (*Rhinoptera bonasus*). *Journal of Veterinary Diagnostic Investigation*, 27 (6): 688-695 <http://dx.doi.org/10.1177/1040638715607293>
- CREC'HRIOU, R. & ZINTZEN, V. & MOORE, L. & ROBERTS, C.D. (2015):** Length-weight relationships of 33 fish species from New Zealand. *Journal of Applied Ichthyology*, 31 (3): 558-561 <http://dx.doi.org/10.1111/jai.12709>
- CROSS, H. (2015):** Elasmobranch capture by commercial small-scale fisheries in the Bijagós Archipelago, Guinea Bissau. *Fisheries Research*, 168: 105-108 <http://dx.doi.org/10.1016/j.fishres.2015.03.018>
- CRUZ, V.P. & OLIVEIRA, C. & FORESTI, F. (2015):** An intriguing model for 5S rDNA sequences dispersion in the genome of freshwater stingray *Potamotrygon motoro* (Chondrichthyes: Potamotrygonidae). [in russian] *Molekuliarnaia Biologiya*, 49 (3): 525-528 <http://dx.doi.org/10.7868/s0026898415030039>
- CRUZ, V.P. & VERA, M. & MENDONÇA, F.F. & PARDO, B.G. & MARTINEZ, P. & OLIVEIRA, C. & FORESTI, F. (2015):** First identification of interspecies hybridization in the freshwater stingrays *Potamotrygon motoro* and *P. falkneri* (Myliobatiformes, Potamotrygonidae) *Conservation Genetics*, 16 (1): 241-245 <http://dx.doi.org/10.1007/s10592-014-0642-8>
- DA ROCHA, M.L.F. & DIAS, J.F. (2015):** Inventory of Chondrichthyes and Actinopterygii species collected in the central coast of São Paulo State, Brazil. *Biota Neotropica*, 15 (2): 1-9 <http://dx.doi.org/10.1590/1676-06032015013614>
- DA SILVA FERRETTE, B.L. & MENDONÇA, F.F. & COELHO, R. & DE OLIVEIRA, P.G.V. & HAZIN, F.H.V. & ROMANOV, E.V. & OLIVEIRA, C. & SANTOS, M.N. & FORESTI, F. (2015):** High Connectivity of the Crocodile Shark between the Atlantic and Southwest Indian Oceans: Highlights for Conservation. *PLoS ONE*, 10 (2): e0117549 <http://dx.doi.org/10.1371/journal.pone.0117549>
- DA SILVA, C. & BOOTH, A.J. & DUDLEY, S.F.J. & KERWATH, S.E. & LAMBERTH, S.J. & LESLIE, R.W. & MCCORD, M.E. & SAUER, W.H.H. & ZWEIG, T. (2015):** The current status and management of South Africa's chondrichthyan fisheries. *African Journal of Marine Science*, 37 (2): 233-248 <http://dx.doi.org/10.2989/1814232X.2015.1044471>
- DA SILVA, J.P.C.B. & VAZ, D.F.B. & DE CARVALHO, M.R. (2015):** Systematic Implications of the Anterior Pectoral Basals in Squaliform Sharks (Chondrichthyes: Elasmobranchii). *Copeia*, 103 (4): 874-885 <http://dx.doi.org/10.1643/Ci-14-138>
- DA SILVA, J.P.C.B. & DE CARVALHO, M.R. (2015):** Systematics and morphology of *Potamotrygon orbignyi* (Castelnau, 1855) and allied forms (Chondrichthyes: Myliobatiformes: Potamotrygonidae). *Zootaxa*, 3982 (1): 1-82

- DA SILVA, J.P.C.B. & DE CARVALHO, M.R. (2015):** Morphology and phylogenetic significance of the pectoral articular region in elasmobranchs (Chondrichthyes). *Zoological Journal of the Linnean Society*, 175 (3): 525–568 <http://dx.doi.org/10.1111/zoj.12287>
- DA SILVA, N.J. & FERREIRA, K.R.C. & PINTO, R.N.L. & AIRD, S.D. (2015):** A Severe Accident Caused by an Ocellate River Stingray (*Potamotrygon motoro*) in Central Brazil: How Well Do We Really Understand Stingray Venom Chemistry, Envenomation, and Therapeutics? *Toxins*, 7 (6): 2272-2288 <http://dx.doi.org/10.3390/toxins7062272>
- DALEY, R.K. & WILLIAMS, A. & GREEN, M. & BARKER, B. & BRODIE, P. (2015):** Can marine reserves conserve vulnerable sharks in the deep sea? A case study of *Centrophorus zeehaani* (Centrophoridae), examined with acoustic telemetry. *Deep Sea Research Part II: Topical Studies in Oceanography*, 115: 127-136 <http://dx.doi.org/10.1016/j.dsr2.2014.05.017>
- DAVY, L.E. & SIMPFENDORFER, C.A. & HEUPEL, M.R. (2015):** Movement patterns and habitat use of juvenile mangrove whiprays (*Himantura granulata*). *Marine and Freshwater Research*, 66 (6): 481-492 <http://dx.doi.org/10.1071/MF14028>
- DE BOECK, G. & WOOD, C.M. (2015):** Does ammonia trigger hyperventilation in the elasmobranch, *Squalus acanthias suckleyi*? *Respiratory Physiology & Neurobiology*, 206: 25-35 <http://dx.doi.org/10.1016/j.resp.2014.11.009>
- DE BOER, M.N. & SAULINO, J.T. & LEWIS, T.P. & NOTARBARTOLO DI SCIARA (2015):** New records of whale shark (*Rhincodon typus*), giant manta ray (*Manta birostris*) and Chilean devil ray (*Mobula tarapacana*) for Suriname. *Marine Biodiversity Records*, 8: e10 <http://dx.doi.org/10.1017/S1755267214001432>
- DE MADDALENA, A. & MALIET, V. & BANSCH, H. (2015):** Requins de Méditerranée. Histoire et étude de 50 espèces. Ed. *Turtle Prod. Hyères-les-Palmier*. 256p.
- DE SOUZA FERREIRA, D.V. & DE ANDRADE, H.A. & TEIXEIRA LESSA, R.P. (2015):** Analysis of edge type for validation in studies of age of sharks: applying circular models. *Boletim Do Instituto De Pesca*, 41 (1): 145-156
- DE SOUZA GAMA, C. & ROSA, R.S. (2015):** Uso de Recursos e Dieta das Raias de Água Doce (Chondrichthyes, Potamotrygonidae) da Reserva Biológica do Parazinho, AP (Resource use and diet of freshwater stingrays (Chondrichthyes: Potamotrygonidae) of the Biological Reserve Parazinho, AP). *Biota Amazônia*, 5 (1): 90-98 <http://dx.doi.org/10.18561/2179-5746/biotaamazonia.v5n1p90-98>
- DE VOS, A. & O'RIAIN, M.J. & MEYER, M.A. & KOTZE, P.G.H. & KOCK, A.A. (2015):** Behavior of Cape fur seals (*Arctocephalus pusillus pusillus*) in relation to temporal variation in predation risk by white sharks (*Carcharodon carcharias*) around a seal rookery in False Bay, South Africa. *Marine Mammal Science*, 31 (3): 1118-1131 <http://dx.doi.org/10.1111/mms.12208>
- DE VOS, A. & O'RIAIN, M.J. & MEYER, M.A. & KOTZE, P.G.H. & KOCK, A.A. (2015):** Behavior of Cape fur seals (*Arctocephalus pusillus pusillus*) in response to spatial variation in white shark (*Carcharodon carcharias*) predation risk. *Marine Mammal Science*, 31 (3): 1234-1251 <http://dx.doi.org/10.1111/mms.12215>
- DE VOSA, L. & WATSON, R.G.A. & GÖTZ, A. & ATTWOOD, C.G. (2015):** Baited remote underwater video system (BRUVs) survey of chondrichthyan diversity in False Bay, South Africa. *African Journal of Marine Science*, 37 (2): 209-218 <http://dx.doi.org/10.2989/1814232X.2015.1036119>
- DEAN, M.N. & EKSTROM, L. & ORNAN, E.M. & BALLANTYNE, J. & WITTEN, P.E. & RILEY, C. & HABRAKEN, W. & OMELON, S. (2015):** Mineral homeostasis and regulation of mineralization processes in the skeletons of sharks, rays and relatives (Elasmobranchii). *Seminars in Cell and Developmental Biology*, 46: 51-67 <http://dx.doi.org/10.1016/j.semcd.2015.10.022>
- DEBIAIS-THIBAUD, M. & CHIORI, R. & ENAULT, S. & OULION, S. & GERMON, I. & MARTINAND-MARI, C. & CASANE, D. & BORDAY-BIRRAUX, V. (2015):** Tooth and scale morphogenesis in shark: an alternative process to the mammalian enamel knot system. *BMC Evolutionary Biology*, 15: 292 <http://dx.doi.org/10.1186/s12862-015-0557-0>
- DEL MAR PEDREROS-SIERRA, T. & RAMÍREZ-PINILLA, M.P. (2015):** Morphology of the reproductive tract and acquisition of sexual maturity in males of *Potamotrygon magdalenae*

(Elasmobranchii: Potamotrygonidae). *Journal of Morphology*, 276 (3): 273-289
<http://dx.doi.org/10.1002/jmor.20337>

DEL MORAL-FLORES, L.F. & ANGULO, A. & LÓPEZ, M.I. & BUSSING, W.A. (2015): Nueva especie del género *Urobatis* (Myliobatiformes: Urotrygonidae) del Pacífico oriental tropical. *International Journal of Tropical Biology and Conservation*, 63 (2): 501-514

DEL MORAL-FLORES, L.F. & RAMÍREZ-ANTONIO, E. & ANGULO, A. & PÉREZ-PONCE DE LEÓN, G. (2015): *Ginglymostoma unami* sp. nov. (Chondrichthyes: Orectolobiformes: Ginglymostomatidae): una especie nueva de tiburón gata del Pacífico oriental tropical. [Ginglymostoma unami sp. nov. (Chondrichthyes: Orectolobiformes: Ginglymostomatidae): a new species of nurse shark from the Tropical Eastern Pacific]. *Revista Mexicana de Biodiversidad*, 86: 48-58 <http://dx.doi.org/10.7550/rmb.46192>

DELL'APA, A. & BANGLEY, C.W. & RULIFSON, R.A. (2015): Who let the dogfish out? A review of management and socio-economic aspects of spiny dogfish fisheries. *Reviews in Fish Biology and Fisheries*, 25 (2): 273-295 <http://dx.doi.org/10.1007/s11160-014-9379-1>

DELONGUEVILLE, C. & SCAILLET, R. (2015): Illustration of finding of the live specimen of *Addisonia excentrica* (Tiberi, 1855) (Mollusca: Gastropoda: Addisoniidae) in an empty egg of small-spotted catshark in Andalusia (Motril - Spain). *Novapex*, 16 (3): 59-60

DELORENZO, D.M. & BETHEA, D.M. & CARLSON, J.K. (2015): An assessment of the diet and trophic level of Atlantic sharpnose shark *Rhizoprionodon terraenovae*. *Journal of Fish Biology*, 86 (1): 385-391 <http://dx.doi.org/10.1111/jfb.12558>

DELRIEU-TROTTIN, E. & WILLIAMS, J.T. & BACCHET, P. & KULBICKI, M. & MOURIER, J. & GALZIN, R. & DE LOMA, T.L. & MOU-THAM, G. & SIU, G. & PLANES, S. (2015): Shore fishes of the Marquesas Islands, an updated checklist with new records and new percentage of endemic species. *Check List*, 11 (5): 1758 <http://dx.doi.org/10.15560/11.5.1758> ISSN 1809-127X

DENT, F. & CLARKE, S. (2015): State of the global market for shark products. *FAO Fisheries and Aquaculture Technical Paper*, 590: 1-187,IV

DEVITT, K.R. & ADAMS, V.M. & KYNE, P.M. (2015): Australia's protected area network fails to adequately protect the world's most threatened marine fishes. *Global Ecology and Conservation*, 3: 401-411 <http://dx.doi.org/10.1016/j.gecco.2015.01.007>

DHARMADI & FAHMI & SATRIA, F. (2015): Fisheries management and conservation of sharks in Indonesia. *African Journal of Marine Science*, 37 (2): 249-258
<http://dx.doi.org/10.2989/1814232X.2015.1045431>

DHARMADI & FAHMI & WHITE, W.T (2015): Species composition and aspects of the biology of Orectolobiformes from Indonesian waters. *Journal of Fish Biology*, 86 (2): 484-492
<http://dx.doi.org/10.1111/jfb.12569>

DI SANTO, V. (2015): Ocean acidification exacerbates the impacts of global warming on embryonic little skate, *Leucoraja erinacea* (Mitchill). *Journal of Experimental Marine Biology and Ecology*, 463: 72-78 <http://dx.doi.org/10.1016/j.jembe.2014.11.006>

DICKEN, M.L. & KOCK, A.A. & HARDENBERG, M. (2015): First observations of dusky sharks (*Carcharhinus obscurus*) attacking a humpback whale (*Megaptera novaeangliae*) calf. *Marine and Freshwater Research*, 66 (12): 1211-1215 <http://dx.doi.org/10.1071/MF14317>

DÍEZ, G. & SOTO, M. & BLANCO, J.M. (2015): Biological characterization of the skin of shortfin mako shark *Isurus oxyrinchus* and preliminary study of the hydrodynamic behaviour through computational fluid dynamics. *Journal of Fish Biology*, 87 (1): 123-137 <http://dx.doi.org/10.1111/jfb.12705>

DIOGO, R. & ZIERMANN, J.M. (2015): Muscles of chondrichthyan paired appendages: comparison with osteichthyans, deconstruction of the fore-hindlimb serial homology dogma, and new insights on the evolution of the vertebrate neck. *The Anatomical Record*, 298 (3): 513-530
<http://dx.doi.org/10.1002/ar.23047>

DIXSON, D.L. & JENNINGS, A.R. & ATEMA, J. & MUNDAY, P.L. (2015): Odor tracking in sharks is reduced under future ocean acidification conditions. *Global Change Biology*, 21 (4): 1454-1462
<http://dx.doi.org/10.1111/gcb.12678>

DO CARMO, W.P.D. & BORNATOWSKI, H. & OLIVEIRA, E.C. & FÁVARO, L.L. (2015): Diet of the chola guitarfish, *Rhinobatos percellens* (Rhinobatidae), in the Paranaguá Estuarine complex. *Anais da Academia Brasileira de Ciências*, 87 (2): 721-731 <http://dx.doi.org/10.1590/0001-3765201520140121>

DOLGANOV, V.N. (2015): The pacific electric ray *Torpedo (Tetronarce) californica* Ayres, 1855, the first of the order Torpediniformes in the waters of russia, with comments on the formation of its range. *Russian Journal of Marine Biology*, 41 (4): 295-299 <http://dx.doi.org/10.1134/S1063074015040057>

D'ONGHIA, G. & CAPEZZUTO, F. & CARLUCCIO, A. & CARLUCCI, R. & GIOVE, A. & MASTROTOTARO, F. & PANZA, M. & SION, L. & TURSI, A. & MAIORANO, P. (2015): Exploring composition and behaviour of fish fauna by in situ observations in the Bari Canyon (Southern Adriatic Sea, Central Mediterranean). *Marine Ecology*, 36 (3): 541-556 <http://dx.doi.org/10.1111/maec.12162>

DONNELLAN, S.C. & FOSTER, R. & JUNGE, C. & HUVENEERS, C. & ROGERS, P. & KILIAN, A. & BERTOZZI, T. (2015): Fiddling with the proof: the Magpie Fiddler Ray is a colour pattern variant of the common Southern Fiddler Ray (Rhinobatidae: Trygonorrhina). *Zootaxa*, 3981 (3): 367-384 <http://dx.doi.org/10.11646/zootaxa.3981.3.3>

DONO, F. & MONTEALEGRE-QUIJANO, S. & DOMINGO, A. & KINAS, P.G. (2015): Bayesian age and growth analysis of the shortfin mako shark *Isurus oxyrinchus* in the Western South Atlantic Ocean using a flexible model. *Environmental Biology of Fishes*, 98 (2): 517-533 <http://dx.doi.org/10.1007/s10641-014-0284-1>

DOS SANTOS, L.N. & ZALMON, I.R. (2015): Long-term changes of fish assemblages associated with artificial reefs off the northern coast of Rio de Janeiro, Brazil. *Journal of Applied Ichthyology*, 31 (S3): 15-23 <http://dx.doi.org/10.1111/jai.12947>

DOVE, A.D.M (2015): Foraging and Ingestive Behaviors of Whale Sharks, *Rhincodon typus*, in Response to Chemical Stimulus Cues. *Biological Bulletin*, 228 (1): 65-74

DREW, M. & WHITE, W.T. & DHARMADI & HARRY, A.V. & HUVENEERS, C. (2015): Age, growth and maturity of the pelagic thresher *Alopias pelagicus* and the scalloped hammerhead *Sphyrna lewini*. *Journal of Fish Biology*, 86 (1): 333-354 <http://dx.doi.org/10.1111/jfb.12586>

DUDGEON, C.L. & OVENDEN, J.R. (2015): The relationship between abundance and genetic effective population size in elasmobranchs: an example from the globally threatened zebra shark *Stegostoma fasciatum* within its protected range. *Conservation Genetics*, 16 (6): 1443-1454 <http://dx.doi.org/10.1007/s10592-015-0752-y>

DUDGEON, C.L. & POLLOCK, K.H. & BRACCINI, J.M. & SEMMENS, J.M. & BARNETT, A. (2015): Integrating acoustic telemetry into mark-recapture models to improve the precision of apparent survival and abundance estimates. *Oecologia*, 178 (3): 761-772 <http://dx.doi.org/10.1007/s00442-015-3280-z>

DUFFY, L.M. & OLSON, R.J. & LENNERT-CODY, C.E. & GALVÁN-MAGAÑA, F. & BOCANEGRA-CASTILLO, N. & KUHNERT, P.M. (2015): Foraging ecology of silky sharks, *Carcharhinus falciformis*, captured by the tuna purse-seine fishery in the eastern Pacific Ocean. *Marine Biology*, 162 (3): 571-593 <http://dx.doi.org/10.1007/s00227-014-2606-4>

DUNCAN, W.P. & DA SILVA, M.I. & FERNANDES, M.N. (2015): Gill dimensions in near-term embryos of Amazonian freshwater stingrays (Elasmobranchii: Potamotrygonidae) and their relationship to the lifestyle and habitat of neonatal pups. *Neotropical Ichthyology*, 13 (1): 123-135 <http://dx.doi.org/10.1590/1982-0224-20140132>

DURÁN, A.C. & LÓPEZ-UNZU, M.A. & RODRÍGUEZ, C. & FERNÁNDEZ, B. & LORENZALE, M. & LINARES, A. & SALMERÓN, F. & SANS-COMA, V. (2015): Structure and vascularization of the ventricular myocardium in Holocephali: their evolutionary significance. *Journal of Anatomy*, 226 (6): 501-510 <http://dx.doi.org/10.1111/joa.12317>

DUREUIL, M. & TOWNER, A.V. & CIOLFI, L.G. & BECK, L.A. (2015): A computer-aided framework for subsurface identification of white shark pigment patterns. *African Journal of Marine Science*, 37 (3): 363-371 <http://dx.doi.org/10.2989/1814232x.2015.1077888>

DUREUIL, M. & WORM, B. (2015): Estimating growth from tagging data: an application to north-east Atlantic tope shark *Galeorhinus galeus*. *Journal of Fish Biology*, 87 (6): 1389-1410 <http://dx.doi.org/10.1111/jfb.12830>

- DYLDIN, Y.V. (2015):** Annotated checklist of the sharks, batoids and chimaeras (Chondrichthyes: Elasmobranchii, Holocephali) from waters of Russia and adjacent areas. *Publications of the Seto Marine Biological Laboratory*, 43: 40-91
- EBERT, D.A. (2015):** Deep–Sea Cartilaginous Fishes of the Southeastern Atlantic Ocean. *FAO Species Catalogue for Fishery Purposes No. 9*, 264 p.
- EBERT, D.A. & CLERKIN, P.J. (2015):** A new species of deep-sea catshark (Scyliorhinidae: Bythaelurus) from the southwestern Indian Ocean. *Journal of the Ocean Science Foundation*, 15: 53-63
- EBERT, D.A. & HAAS, D.L. & DE CARVALHO, M.R. (2015):** Tetronarce cowleyi, sp. nov., a new species of electric ray from southern Africa (Chondrichthyes: Torpediniformes: Torpedinidae). *Zootaxa*, 3936 (2): 237-250 <http://dx.doi.org/10.11646/zootaxa.3936.2.4>
- EBERT, D.A. & HUVENEERS, C. & DUDLEY, S.F.J. (2015):** Advances in Shark Research. *African Journal of Marine Science*, 37 (2): v <http://dx.doi.org/10.2989/1814232X.2015.1054883>
- EBERT, D.A. & MOSTARDA, E. (2015):** Identification guide to the deep–sea cartilaginous fishes of the Southeastern Atlantic Ocean. *FAO, FishFinder Programme: 74 p.*
- EBERT, D.A. & PIEN, C. & KAMIKAWA, D.J. (2015):** Confirmation of the cookiecutter shark, *Isistius brasiliensis*, from the eastern North Pacific Ocean (Squaliformes: Dalatiidae). *Marine Biodiversity Records*, 8: e118 <http://dx.doi.org/10.1017/S1755267215000962>
- EBERT, D.A. & VAN HEES, K.E. (2015):** Beyond Jaws: rediscovering the ‘lost sharks’ of southern Africa. *African Journal of Marine Science*, 37 (2): 141-156 <http://dx.doi.org/10.2989/1814232X.2015.1048730>
- ELIAS, F.G. (2015):** Histochemical study of the oviducal gland and analysis of the sperm storage tubules of *Mustelus schmitti* Springer, 1939 (Chondrichthyes, Triakidae). *Pesquisa Veterinaria Brasileira*, 35 (8): 741-748 <http://dx.doi.org/10.1590/s0100-736x2015000800006>
- ELSTON, C. & VON BRANDIS, R.G. & COWLEY, P.D. (2015):** Gastric lavage as a non-lethal method for stingray (Myliobatiformes) diet sampling. *African Journal of Marine Science*, 37 (3): 415-419 <http://dx.doi.org/10.2989/1814232x.2015.1076519>
- ENAJJAR, S. & SAIDI, B. & BRADAI, M.N. (2015):** The Gulf of Gabes (Central Mediterranean Sea): a nursery area for sharks and batoids (Chondrichthyes: Elasmobranchii). *Cahiers De Biologie Marine*, 56 (2): 143-150
- ENAUULT, S. & MUÑOZ, D.N. & SILVA, W.T.A.F. & BORDAY-BIRRAUX, V. & BONADE, M. & OULION, S. & VENTÉO, S. & MARCELLINI, S. & DEBIAIS-THIBAUD, M. (2015):** Molecular footprinting of skeletal tissues in the catshark *Scyliorhinus canicula* and the clawed frog *Xenopus tropicalis* identifies conserved and derived features of vertebrate calcification. *Frontiers in Genetics*, 6: 283 <http://dx.doi.org/10.3389/fgene.2015.00283>
- ENDO, T. & KIMURA, O. & OGASAWARA, H. & OHTA, C. & KOGA, N. & KATO, Y. & HARAGUCHI, K. (2015):** Mercury, cadmium, zinc and copper concentrations and stable isotope ratios of carbon and nitrogen in tiger sharks (*Galeocerdo cuvier*) culled off Ishigaki Island, Japan. *Ecological Indicators*, 55: 86-93 <http://dx.doi.org/10.1016/j.ecolind.2015.03.008>
- ERGÜDEN, D. & GÜRLEK, M. & TURAN, C. (2015):** Occurrence of the Thresher *Alopias vulpinus* (Bonnaterre, 1788) from the Northeastern Mediterranean coast of Turkey. *Biharean Biologist*, 9 (1): 141209
- ERIKSSON, H. & CLARKE, S. (2015):** Chinese market responses to overexploitation of sharks and sea cucumbers. *Biological Conservation*, 184: 163-173
- ERONAT, E.G.T. & ÖZAYDIN, O. (2015):** Diet composition of the Thornback Ray, *Raja clavata* Linnaeus, 1758 (Elasmobranchii: Rajidae) in the Turkish Aegean Sea. *Zoology in the Middle East*, 61 (1): 38-44 <http://dx.doi.org/10.1080/09397140.2014.994312>
- ESCALLE, L. & SPEED, C.W. & MEEKAN, M.G. & WHITE, W.T. & BABCOCK, R.C. & PILLANS, R.D. & HUVENEERS, C. (2015):** Restricted movements and mangrove dependency of the nervous shark *Carcharhinus caudatus* in nearshore coastal waters. *Journal of Fish Biology*, 87 (2): 323-341 <http://dx.doi.org/10.1111/jfb.12724>

- ESCATEL-LUNA, E. & ADAMS, D.H. & URIBE-ALCOCER, M. & ISLAS-VILLANUEVA, V. & DÍAZ-JAIMES, P. (2015):** Population Genetic Structure of the Bonnethead Shark, *Sphyrna tiburo*, from the Western North Atlantic Ocean Based on mtDNA Sequences. *Journal of Heredity*, 106 (4): 355-365 <http://dx.doi.org/10.1093/jhered/esv030>
- ESPINOZA, M. & HEUPEL, M.R. & TOBIN, A.J. & SIMPFENDORFER, C.A. (2015):** Residency patterns and movements of grey reef sharks (*Carcharhinus amblyrhynchos*) in semi-isolated coral reef habitats. *Marine Biology*, 162 (2): 343-358 <http://dx.doi.org/10.1007/s00227-014-2572-x>
- ESPINOZA, M. & HEUPEL, M.R. & TOBIN, A.J. & SIMPFENDORFER, C.A. (2015):** Movement patterns of silvertip sharks (*Carcharhinus albimarginatus*) on coral reefs. *Coral Reefs*, 34 (3): 807-821 <http://dx.doi.org/10.1007/s00338-015-1312-0>
- ESPINOZA, M. & LÉDÉE, E.J.I. & SIMPFENDORFER, C.A. & TOBIN, A.J. & HEUPEL, M.R. (2015):** Contrasting movements and connectivity of reef-associated sharks using acoustic telemetry: implications for management. *Ecological Applications*, 25 (8): 2101-2118 <http://dx.doi.org/10.1890/14-2293.1>
- ESPINOZA, M. & MUNROE, S.E.M. & CLARKE, T.M. & FISK, A.T. & WEHRTMANN, I.S. (2015):** Feeding ecology of common demersal elasmobranch species in the Pacific coast of Costa Rica inferred from stable isotope and stomach content analyses. *Journal of Experimental Marine Biology and Ecology*, 470: 12-25 <http://dx.doi.org/10.1016/j.jembe.2015.04.021>
- ESTUPIÑAN-MONTAÑO, C. & GALVÁN-MAGAÑA, F. (2015):** First records of the leopard electric ray *Narcine leoparda* (Torpediniformes: Narcinidae) in the Ecuadorian Pacific. *Revista de Biología Marina y Oceanografía*, 50 (3): 593-596
- EVANS, A.N. & LAMBERT, F.N. (2015):** Na⁺/K⁺-ATPase α 1 mRNA expression in the gill and rectal gland of the Atlantic stingray, *Dasyatis sabina*, following acclimation to increased salinity. *BMC Res Notes*, 8 (1): 219 <http://dx.doi.org/10.1186/Fs13104-015-1216-7>
- EVANS, A.N. & NUNEZ, B.S. (2015):** Fresh water acclimation elicits a decrease in plasma corticosteroids in the euryhaline Atlantic stingray, *Dasyatis sabina*. *General and Comparative Endocrinology*, 222: 167-172 <http://dx.doi.org/10.1016/j.ygcen.2015.08.010>
- EVERETT, B.I. & CLIFF, G. & DUDLEY, S.F.J. & WINTNER, S.P. & VAN DER ELST, R.P. (2015):** Do sawfish *Pristis* spp. represent South Africa's first local extirpation of marine elasmobranchs in the modern era? *African Journal of Marine Science*, 37 (2): 275-284 <http://dx.doi.org/10.2989/1814232X.2015.1027269>
- FAHMI & DHARMADI (2015):** Pelagic shark fisheries of Indonesia's Eastern Indian Ocean Fisheries Management Region. *African Journal of Marine Science*, 37 (2): 259-265 <http://dx.doi.org/10.2989/1814232X.2015.1044908>
- FAHMI & WHITE, W.T. (2015):** First record of the basking shark *Cetorhinus maximus* (Lamniformes: Cetorhinidae) in Indonesia. *Marine Biodiversity Records*, 8: e18 <http://dx.doi.org/10.1017/S1755267214001365>
- FAHMI & WHITE, W.T. (2015):** *Atelomycterus erdmanni*, a new species of catshark (Scyliorhinidae: Carcharhiniformes) from Indonesia. *Journal of the Ocean Science Foundation*, 14: 14-27
- FALLOWS, C. & BENOÎT, H.P. & HAMMERSCHLAG, N. (2015):** Intraguild predation and partial consumption of blue sharks *Prionace glauca* by Cape fur seals *Arctocephalus pusillus pusillus*. *African Journal of Marine Science*, 37 (1): 125-128 <http://dx.doi.org/10.2989/1814232X.2015.1013058>
- FARRUGIA, T.J. & OLIVEIRA, A.C.M. & KNUE, J.F. & SEITZ, A.C. (2015):** Nutritional content, mercury, and trace element analyses of two skate (Rajidae) species in the Gulf of Alaska. *Journal of Food Composition and Analysis*, 42: 152-163 <http://dx.doi.org/10.1016/j.jfca.2015.03.013>
- FAUNCE, C.H. & CAHALAN, J. & BONNEY, J. & SWANSON, R. (2015):** Can observer sampling validate industry catch reports from trawl fisheries? *Fisheries Research*, 172: 34-43 <http://dx.doi.org/10.1016/j.fishres.2015.06.007>
- FAVARO, B. & CÔTÉ, I.M. (2015):** Do by-catch reduction devices in longline fisheries reduce capture of sharks and rays? A global meta-analysis. *Fish and Fisheries*, 16 (2): 300-309 <http://dx.doi.org/10.1111/faf.12055>

- FENG, B. & LI, Z.-L. & HOU, G. (2015):** Fish species and quantity in the South China Sea surveyed by deep longline. *Journal of Tropical Oceanography*, 34 (1): 64-70
<http://dx.doi.org/10.3969/j.issn.1009-5470.2015.01.009>
- FERNANDEZ-CARVALHO, J. & COELHO, R. & ERZINI, K. & SANTOS, M.N. (2015):** Modeling age and growth of the bigeye thresher (*Alopias superciliosus*) in the Atlantic Ocean. *Fishery Bulletin*, 113 (4): 468-481
- FERNANDEZ-CARVALHO, J. & COELHO, R. & MEJUTO, J. & CORTÉS, E. & DOMINGO, A. & YOKAWA, K. & LIU, K.-M. & GARCÍA-CORTÉS, B. & FORSELLEDO, R. & OHSHIMO, S. & RAMOS-CARTELLE, A. & TSAI, W.-P. & SANTOS, M.N. (2015):** Pan-Atlantic distribution patterns and reproductive biology of the bigeye thresher, *Alopias superciliosus*. *Reviews in Fish Biology and Fisheries*, 25 (3): 551-568 <http://dx.doi.org/10.1007/s11160-015-9389-7>
- FERNANDO, D. & PERERA, N. & EBERT, D.A. (2015):** First record of the megamouth shark, *Megachasma pelagios*, (Chondrichthyes: Lamniformes: Megachasmidae) from Sri Lanka, northern Indian Ocean. *Marine Biodiversity Records*, 8: e75 <http://dx.doi.org/10.1017/S1755267215000512>
- FERNANDO, N. & HUI, S.-W. & TSANG, C.-C. & LEUNG, S.-Y. & NGAN, A.H.Y. & LEUNG, R.W.W. & GROFF, J.M. & LAU, S.K.P. & WOO, P.C.Y. (2015):** Fatal *Fusarium solani* species complex infections in elasmobranchs: the first case report for black spotted stingray (*Taeniura melanopsila*) and a literature review. *Mycoses*, 58 (7): 422-431 <http://dx.doi.org/10.1111/myc.12342>
- FERREIRA, L.C. & THUMS, M. & MEEUWIG, J.J. & VIANNA, G.M. & STEVENS, J. & MCAULEY, R. & MEEKAN, M.G. (2015):** Crossing Latitudes-Long-Distance Tracking of an Apex Predator. *PLoS ONE*, 10 (2): e0116916 <http://dx.doi.org/10.1371/journal.pone.0116916>
- FERRETTI, F. & JORGENSEN, S. & CHAPPLE, T.K. & DE LEO, G. & MICHELI, F. (2015):** Reconciling predator conservation with public safety. *Frontiers in Ecology and the Environment*, 13 (8): 412-417 <http://dx.doi.org/10.1890/150109>
- FEUTRY, P. & GREWE, P.M. & KYNE, P.M. & CHEN, X. (2015):** Complete mitogenomic sequence of the Critically Endangered Northern River Shark *Glyphis garricki* (Carcharhiniformes: Carcharhinidae). *Mitochondrial DNA*, 26 (6): 855-856 <http://dx.doi.org/10.3109/19401736.2013.861428>
- FEUTRY, P. & KYNE, P.M. & GREWE, P.M. & CHEN, X. & LIU, M. (2015):** Whole mitogenome of the Endangered dwarf sawfish *Pristis clavata* (Rajiformes: Pristidae). *Mitochondrial DNA*, 26 (2): 329-330 <http://dx.doi.org/10.3109/19401736.2013.830297>
- FEUTRY, P. & KYNE, P.M. & PILLANS, R.D. & CHEN, X. & MARTHICK, J. & MORGAN, D.L. & GREWE, P.M. (2015):** Whole mitogenome sequencing refines the population structure of the Critically Endangered sawfish *Pristis pristis* (Linnaeus, 1758). *Marine Ecology Progress Series*, 533: 237-244 <http://dx.doi.org/10.3354/meps11354>
- FIELDS, A.T. & ABERCROMBIE, D.L. & ENG, R. & FELDHEIM, K. & CHAPMAN, D.D. (2015):** A Novel Mini-DNA Barcoding Assay to Identify Processed Fins from Internationally Protected Shark Species. *PLoS ONE*, 10 (2): e0114844 <http://dx.doi.org/10.1371/journal.pone.0114844>
- FIELDS, A.T. & FELDHEIM, K.A. & POULAKIS, G.R. & CHAPMAN, D.D. (2015):** Facultative parthenogenesis in a critically endangered wild vertebrate. *Current Biology*, 25 (11): R446-R447 <http://dx.doi.org/10.1016/j.cub.2015.04.018>
- FILMALTER, J. & COWLEY, P. & FORGET, F. & DAGORN, L. (2015):** Fine-scale 3-dimensional movement behaviour of silky sharks *Carcharhinus falciformis* associated with fish aggregating devices (FADs). *Marine Ecology Progress Series*, 539: 207-223 <http://dx.doi.org/10.3354/meps11514>
- FINOTTO, L. & GRISTINA, M. & GAROFALO, G. & RIGINELLA, E. & MAZZOLDI, C. (2015):** Contrasting life history and reproductive traits in two populations of *Scyliorhinus canicula*. *Marine Biology*, 162 (6): 1175-1186 <http://dx.doi.org/10.1007/s00227-015-2659-z>
- FLORES-ORTEGA, J.R. & GODÍNEZ-DOMÍNGUEZ, E. & GONZÁLEZ-SANÓN, G. (2015):** Trophic ecology of seven batoids species (Batoidea) of the Mexican Central Pacific. *Revista de Biología Marina y Oceanografía*, 50 (3): 521-533

- FRANCIS, M.P. & DUFFY, C. & LYON, W.S. (2015):** Spatial and temporal habitat use by white sharks (*Carcharodon carcharias*) at an aggregation site in southern New Zealand. *Marine and Freshwater Research*, 66 (10): 900-918 <http://dx.doi.org/10.1071/MF14186>
- FRANCIS, M.P. & HOLDSWORTH, J.C. & BLOCK, B.A. (2015):** Life in the open ocean: seasonal migration and diel diving behaviour of Southern Hemisphere porbeagle sharks (*Lamna nasus*). *Marine Biology*, 162 (11): 2305-2323 <http://dx.doi.org/10.1007/s00227-015-2756-z>
- FRASER, D.I. & LIU, K.T. & REID, B.J. & HAWKINS, E. & SEVIER, A. & PYLE, M. & ROBINSON, J.W. & OUELLETTE, P.H. & BALLANTYNE, J.S. (2015):** Widespread Natural Occurrence of Hydroxyurea in Animals. *PLoS ONE*, 10 (11): e0142890 <http://dx.doi.org/10.1371/journal.pone.0142890>
- FRÉDOU, F.L. & TOLOTTI, M.T. & FRÉDOU, T. & CARVALHO, F. & HAZIN, H. & BURGESS, G. & COELHO, R. & WATERS, J.D. & TRAVASSOS, P. & HAZIN, F.H.V. (2015):** Sharks caught by the Brazilian tuna longline fleet: an overview. *Reviews in Fish Biology and Fisheries*, 25 (2): 365-377 <http://dx.doi.org/10.1007/s11160-014-9380-8>
- FREEDMAN, R. & WHITCRAFT, C.R. & LOWE, C.G. (2015):** Connectivity and movements of juvenile predatory fishes between discrete restored estuaries in southern California. *Marine Ecology Progress Series*, 520: 191-201 <http://dx.doi.org/10.3354/meps11109>
- FRENCH, R.P. & LYLE, J. & TRACEY, S. & CURRIE, S. & SEMMENS, J.M. (2015):** High survivorship after catch-and-release fishing suggests physiological resilience in the endothermic shortfin mako shark (*Isurus oxyrinchus*). *Conservation Physiology*, 3 (1): cov044 <http://dx.doi.org/10.1093/conphys/cov044>
- FRIAS-ESPERICUETA, M.G. & ZAMORA-SARABIA, F.K.G. & MARQUEZ-FARIAS, J.F. & OSUNA-LOPEZ, J.I. & RUELAS-INZUNZA, J. & VOLTOLINA, D. (2015):** Total mercury in female Pacific sharpnose sharks *Rhizoprionodon longurio* and their embryos. *Latin American Journal of Aquatic Research*, 43 (3): 534-538 <http://dx.doi.org/10.3856/vol43-issue3-fulltext-14>
- FURLONG-ESTRADA, E. & TOVAR-AVILA, J. & CARLOS PEREZ-JIMENEZ, J. & RIOS-JARA, E. (2015):** Resilience of *Sphyrna lewini*, *Rhizoprionodon longurio*, and *Carcharhinus falciformis* at the entrance to the Gulf of California after three decades of exploitation. *Ciencias Marinas*, 41 (1): 49-63 <http://dx.doi.org/10.7773/cm.v41i1.2442>
- FUSS, T. & SCHLUESSEL, V. (2015):** Something worth remembering: visual discrimination in sharks. *Animal Cognition*, 18 (2): 463-471 <http://dx.doi.org/10.1007/s10071-014-0815-3>
- FUSS, T. & SCHLUESSEL, V. (2015):** Erratum to: Something worth remembering: visual discrimination in sharks. *Animal Cognition*, 18 (2): 473-474 <http://dx.doi.org/10.1007/s10071-014-0824-2>
- GAČIĆ, Z. & MILOŠEVIĆ, M. & MIĆKOVIĆ, B. & NIKČEVIĆ, M. & DAMJANOVIĆ, I. (2015):** Effects of acute cooling on fish electroretinogram: A comparative study. *Comparative Biochemistry and Physiology - Part A: Molecular & Integrative Physiology*, 184: 150-155 <http://dx.doi.org/10.1016/j.cbpa.2015.03.002>
- GALLAGHER, A.J. & COOKE, S.J. & HAMMERSCHLAG, N. (2015):** Risk perceptions and conservation ethics among recreational anglers targeting threatened sharks in the subtropical Atlantic. *Endangered Species Research*, 29 (1): 81-93 <http://dx.doi.org/10.3354/esr00704>
- GALLAGHER, A.J. & VIANNA, G.M.S. & PAPANASTATIOU, Y.P. & MACDONALD, C. & GUTTRIDGE, T.L. & HAMMERSCHLAG, N. (2015):** Biological effects, conservation potential, and research priorities of shark diving tourism. *Biological Conservation*, 184: 365-379 <http://dx.doi.org/10.1016/j.biocon.2015.02.007>
- GALVÁN-TIRADO, C. & GALVÁN-MAGAÑA, F. & OCHOA-BÁEZ, R.I. (2015):** Reproductive biology of the silky shark *Carcharhinus falciformis* in the southern Mexican Pacific. *Journal of the Marine Biological Association of the United Kingdom*, 95 (3): 561-567 <http://dx.doi.org/10.1017/s0025315414001970>
- GARCIA, G. & PEREYRA, S. & GUTIERREZ, V. & OVIEDO, S. & MILLER, P. & DOMINGO, A. (2015):** Population structure of *Squatina guggenheim* (Squatinaformes, Squatinidae) from the south-western Atlantic Ocean. *Journal of Fish Biology*, 86 (1): 186-202 <http://dx.doi.org/10.1111/jfb.12560>

- GARCÍA-RUIZ, C. & LLORIS, D. & RUEDA, J.L. & GARCÍA-MARTÍNEZ, C. & GIL DE SOLA, L. (2015):** Spatial distribution of ichthyofauna in the northern Alboran Sea (western Mediterranean). *Journal of Natural History*, 49 (19-20): 1191-1224 <http://dx.doi.org/10.1080/00222933.2014.1001457>
- GARDINER, J.M. & WHITNEY, N.M. & HUETER, R.E. (2015):** Smells Like Home: The Role of Olfactory Cues in the Homing Behavior of Blacktip Sharks, *Carcharhinus limbatus*. *Integrative and Comparative Biology*, 55 (3): 495-506 <http://dx.doi.org/10.1093/icb/icv087>
- GARLA, R.C. & FREITAS, R.H.A. & CALADO, J.F. & PATERNO, G.B.C. & CARVALHO, A.R. (2015):** Public awareness of the economic potential and threats to sharks of a tropical oceanic archipelago in the western South Atlantic. *Marine Policy*, 60: 128–133 <http://dx.doi.org/10.1016/j.marpol.2015.06.012>
- GARLA, R.C. & GARRONE-NETO, D. & GADIG, O.B.F. (2015):** Defensive strategies of neonate nurse sharks, *Ginglymostoma cirratum*, in an oceanic archipelago of the Western Central Atlantic. *Acta Ethologica*, 18 (2): 167-171 <http://dx.doi.org/10.1007/s10211-014-0200-x>
- GARNER, S.B. & PATTERSON, W.F. (2015):** Direct observation of fishing effort, catch, and discard rates of charter boats targeting reef fishes in the northern Gulf of Mexico. *Fishery Bulletin*, 113 (2): 157-166 <http://dx.doi.org/10.7755/fb.113.2.4>
- GARSDIE, C.J. & COLEMAN, M.A. & KELAHER, B.P. & BISHOP, M.J. (2015):** Putative Predators of *Carcinus Maenas* in Eastern Australia. *Estuaries and Coasts*, 38 (5): 1557-1568 <http://dx.doi.org/10.1007/s12237-014-9895-1>
- GARZA-GISHOLT, E. & KEMPSTER, R.M. & HART, N.S. & COLLIN, S.P. (2015):** Visual Specializations in Five Sympatric Species of Stingrays from the Family Dasyatidae. *Brain, Behavior and Evolution*, 85 (4): 217-232 <http://dx.doi.org/10.1159/000381091>
- GATTS, P. & FRANCO, M. & DOS SANTOS, L. & ROCHA, D. & DE SA, F. & NETTO, E. & MACHADO, P. & MASI, B. & ZALMON, I. (2015):** Impact of artificial patchy reef design on the ichthyofauna community of seasonally influenced shores at Southeastern Brazil. *Aquatic Ecology*, 49 (3): 343-355 <http://dx.doi.org/10.1007/s10452-015-9530-7>
- GEWIN, V. (2015):** Shark-diving tourism: conservation boon or bane? *Frontiers in Ecology and the Environment*, 13 (3): 125 <http://dx.doi.org/10.1890/1540-9295-13.3.124>
- GIBBS, L. & WARREN, A. (2015):** Transforming shark hazard policy: Learning from ocean-users and shark encounter in Western Australia. *Marine Policy*, 58: 116-124 <http://dx.doi.org/10.1016/j.marpol.2015.04.014>
- GIGLIO, V.J. & LUIZ, O.J. & GERHARDINGER, L.C. (2015):** Depletion of marine megafauna and shifting baselines among artisanal fishers in eastern Brazil. *Animal Conservation*, 18 (4): 348-358 <http://dx.doi.org/10.1111/acv.12178>
- GILBERT, J.M. & BADUEL, C. & LI, Y. & REICHELT-BRUSHETT, A.J. & BUTCHER, P.A. & MCGRATH, S.P. & PEDDEMORS, V.M. & HEARN, L. & MUELLER, J. & CHRISTIDIS, L. (2015):** Bioaccumulation of PCBs in liver tissue of dusky *Carcharhinus obscurus*, sandbar *C. plumbeus* and white *Carcharodon carcharias* sharks from south-eastern Australian waters. *Marine Pollution Bulletin*, 101 (2): 908-913 <http://dx.doi.org/10.1016/j.marpolbul.2015.10.071>
- GILBERT, J.M. & REICHELT-BRUSHETT, A.J. & BUTCHER, P.A. & MCGRATH, S.P. & PEDDEMORS, V.M. & BOWLING, A.C. & CHRISTIDIS, L. (2015):** Metal and metalloid concentrations in the tissues of dusky *Carcharhinus obscurus*, sandbar *C. plumbeus* and white *Carcharodon carcharias* sharks from south-eastern Australian waters, and the implications for human consumption. *Marine Pollution Bulletin*, 92 (1-2): 186-194 <http://dx.doi.org/10.1016/j.marpolbul.2014.12.037>
- GIRESI, M.M. & GRUBBS, R.D. & PORTNOY, D.S. & DRIGGERS, W.B. & JONES, L. & GOLD, J.R. (2015):** Identification and Distribution of Morphologically Conserved Smoothhound Sharks in the Northern Gulf of Mexico. *Transactions of the American Fisheries Society*, 144 (6): 1301-1310 <http://dx.doi.org/10.1080/00028487.2015.1069212>
- GIRONDOT, M. & BÉDEL, S. & DELMOITIEZ, L. & RUSSO, M. & CHEVALIER, J. & GUÉRY, L. & HASSINE, S.B. & FÉON, H. & JRIBI, I. (2015):** Spatio-temporal distribution of Manta birostris in French Guiana waters. *Journal of the Marine Biological Association of the United Kingdom*, 95 (1): 153-160 <http://dx.doi.org/10.1017/S0025315414001398>

- GIVENS, C.E. & RANSOM, B. & BANO, N. & HOLLIBAUGH, J.T. (2015):** Comparison of the gut microbiomes of 12 bony fish and 3 shark species. *Marine Ecology Progress Series*, 518: 209-223 <http://dx.doi.org/10.3354/meps11034>
- GKAFAS, G.A. & MEGALOFONOU, P. & BATZAKAS, G. & APOSTOLIDIS, A.P. & EXADACTYLOS, A. (2015):** Molecular phylogenetic convergence within Elasmobranchii revealed by cytochrome oxidase subunits. *Biochemical Systematics and Ecology*, 61: 510-515 <http://dx.doi.org/10.1016/j.bse.2015.07.025>
- GLAUS, K.B.J. & ADRIAN-KALCHHAUSER, I. & BURKHARDT-HOLM, P. & WHITE, W.T. & BRUNNSCHWEILER, J.M. (2015):** Characteristics of the shark fisheries of Fiji. *Scientific Reports*, 5: 17556 <http://dx.doi.org/10.1038/srep17556>
- GLEDHILL, K.S. & KESSEL, S.T. & GUTTRIDGE, T.L. & HANSELL, A.C. & BESTER-VAN DER MERWE, A.E. & FELDHEIM, K.A. & GRUBER, S.H. & CHAPMAN, D.D. (2015):** Genetic structure, population demography and seasonal occurrence of blacktip shark *Carcharhinus limbatus* in Bimini, the Bahamas. *Journal of Fish Biology*, 87 (6): 1371-1388 <http://dx.doi.org/10.1111/jfb.12821>
- GLEISS, A.C. & POTVIN, J. & KELEHER, J.J. & WHITTY, J.M. & MORGAN, D.L. & GOLDBOGEN, J.A. (2015):** Mechanical challenges to freshwater residency in sharks and rays. *Journal of Experimental Biology*, 218 (7): 1099-1110 <http://dx.doi.org/10.1242/jeb.114868>
- GOREN, M. & GALIL, B.S. (2015):** A checklist of the deep sea fishes of the Levant Sea, Mediterranean Sea. *Zootaxa*, 3994 (4): 507-530 <http://dx.doi.org/10.11646/zootaxa.3994.4.2>
- GOUK, C. & PASRICHA, D. & LINGATHAS, S. (2015):** Shark attack: the emergency presentation and management. *BMJ Case Report: bcr-2015-212380* <http://dx.doi.org/10.1136/bcr-2015-212380>
- GRACE, M.A. & DOOSEY, M.H. & BART, H.L. & NAYLOR, G.J.P. (2015):** First record of *Mollisquama* sp. (Chondrichthyes: Squaliformes: Dalatiidae) from the Gulf of Mexico, with a morphological comparison to the holotype description of *Mollisquama parini* Dolganov. *Zootaxa*, 3948 (3): 587-600 <http://dx.doi.org/10.11646/zootaxa.3948.3.10>
- GRIGOROV, I.V. & ORLOV, A.M. & BAITALYUK, A.A. (2015):** Spatial Distribution, Size Composition, Feeding Habits, and Dynamics of Abundance of Alaska Skate *Bathyraja parmifera* in the North Pacific. *Journal of Ichthyology*, 55 (5): 644-663 <http://dx.doi.org/10.1134/S0032945215050069>
- GRUNOW, B. & KIRCHHOFF, T. & LANGE, T. & MORITZ, T. & HARZSCH, S. (2015):** Histochemistry on vibratome sections of fish tissue: a comparison of fixation and embedding methods. *Aquatic Biology*, 23 (3): 251-263 <http://dx.doi.org/10.3354/ab00624>
- GUALLART, J. & GARCÍA-SALINAS, P. & AHUIR-BARAJA, A.E. & GUIMERANS, M. & ELLIS, J.R. & ROCHE, M. (2015):** Angular roughshark *Oxynotus centrina* (Squaliformes: Oxynotidae) in captivity feeding exclusively on elasmobranch eggs: an overlooked feeding niche or a matter of individual taste? *Journal of Fish Biology*, 87 (4): 1072-1079 <http://dx.doi.org/10.1111/jfb.12761>
- GUBILI, C. & ROBINSON, C.E.C. & CLIFF, G. & WINTNER, S.P. & DE SABATA, E. & DE INNOCENTIIS, S. & CANESE, S. & SIMS, D.W. & MARTIN, A.P. & NOBLE, L.R. & JONES, C.S. (2015):** DNA from historical and trophy samples provides insights into white shark population origins and genetic diversity. *Endangered Species Research*, 27 (3): 233-241 <http://dx.doi.org/10.3354/esr00665>
- GUFFEY, S.C. & FLIEGEL, L. & GOSS, G.G. (2015):** Cloning and characterization of Na(+)/H(+) Exchanger isoforms NHE2 and NHE3 from the gill of Pacific dogfish *Squalus suckleyi*. *Comparative Biochemistry and Physiology - Part B, Biochemistry and Molecular Biology*, 188: 46-53 <http://dx.doi.org/10.1016/j.cbpb.2015.06.003>
- GULAK, S.J.B. & DE RON SANTIAGO, A.J. & CARLSON, J.K. (2015):** Hooking mortality of scalloped hammerhead *Sphyrna lewini* and great hammerhead *Sphyrna mokarran* sharks caught on bottom longlines. *African Journal of Marine Science*, 37 (2): 267-273 <http://dx.doi.org/10.2989/1814232X.2015.1026842>
- GUTTRIDGE, T.L. & GULAK, S.J.B. & FRANKS, B.R. & CARLSON, J.K. & GRUBER, S.H. & GLEDHILL, K.S. & BOND, M.E. & JOHNSON, G. & GRUBBS, R.D. (2015):** Occurrence and habitat use of the critically endangered smalltooth sawfish *Pristis pectinata* in the Bahamas. *Journal of Fish Biology*, 87 (6): 1322-1341 <http://dx.doi.org/10.1111/jfb.12825>

- HACOHEN-DOMENÉ, A. & MARTÍNEZ-RINCÓN, R.O. & GALVÁN-MAGAÑA, F. & CÁRDENAS-PALOMO, N. & DE LA PARRA-VENEGAS, R. & GALVÁN-PASTORIZA, B. & DOVE, A.D. (2015):** Habitat suitability and environmental factors affecting whale shark (*Rhincodon typus*) aggregations in the Mexican Caribbean. *Environmental Biology of Fishes*, 98 (8): 1953-1964
<http://dx.doi.org/10.1007/s10641-015-0413-5>
- HAMMERSCHLAG, N. & BRODERICK, A.C. & COKER, J.W. & COYNE, M.S. & DODD, M. & FRICK, M.G. & GODFREY, M.H. & GODLEY, B.J. & GRIFFIN, D.B.B. & HARTOG, K. & MURPHY, S.R. & MURPHY, T.M. & NELSON, E.R. & WILLIAMS, K.L. & WITT, M.J. & HAWKES, L.A. (2015):** Evaluating the landscape of fear between apex predatory sharks and mobile sea turtles across a large dynamic seascape. *Ecology*, 96 (8): 2117-2126 <http://dx.doi.org/10.1890/14-2113.1>
- HAN, G.-Z. (2015):** Extensive retroviral diversity in shark. *Retrovirology*, 12: 34
<http://dx.doi.org/10.1186/s12977-015-0158-4>
- HAN, W.-Q. & LUO, H.-Y. & XIAN, Y.-P. & LUO, D.-H. & MU, T.-N. & GUO, X.-D. (2015):** Attenuated Total Reflection-Fourier Transform Infrared Spectroscopic Study of Dried Shark Fin Products. [in chinese] *Spectroscopy and Spectral Analysis*, 35 (2): 379-383 [http://dx.doi.org/10.3964/j.issn.1000-0593\(2015\)02-0379-05](http://dx.doi.org/10.3964/j.issn.1000-0593(2015)02-0379-05)
- HARRIS, L.L. & BEDORE, C.N. & KAJIURA, S.M. (2015):** Electroreception in the obligate freshwater stingray, *Potamotrygon motoro*. *Marine and Freshwater Research*, 66 (11): 1027-1036
<http://dx.doi.org/10.1071/MF14354>
- HARRISON, S. (2015):** Diet Shifts Detected in Sandbar Sharks Using a Nonlethal Technique. *Fisheries*, 40 (2): 52 <http://dx.doi.org/10.1080/03632415.2015.1003276>
- HART, N.S. & COLLIN, S.P. (2015):** Sharks senses and shark repellents. *Integrative Zoology*, 10 (1): 38-64 <http://dx.doi.org/10.1111/1749-4877.12095>
- HASKELL, P.J. & MCGOWAN, A. & WESTLING, A. & MÉNDEZ-JIMÉNEZ, A. & ROHNER, C.A. & COLLINS, K. & ROSERO-CAICEDO, M. & SALMOND, J. & MONADJEM, A. & MARSHALL, A.D. & PIERCE, S.J. (2015):** Monitoring the effects of tourism on whale shark *Rhincodon typus* behaviour in Mozambique. *Oryx*, 49 (3): 492-499 <http://dx.doi.org/10.1017/S0030605313001257>
- HAULSEE, D.E. & BREECE, M.W. & MILLER, D.C. & WETHERBEE, B.M. & FOX, D.A. & OLIVER, M.J. (2015):** Habitat selection of a coastal shark species estimated from an autonomous underwater vehicle. *Marine Ecology Progress Series*, 528: 277-288 <http://dx.doi.org/10.3354/meps11259>
- HAYASHI, T. & HIGO, E. & ORITO, H. & AGO, K. & OGATA, M. (2015):** Postmortem wounds caused by cookie-cutter sharks (*Isistius* species): an autopsy case of a drowning victim. *Forensic Science Medicine and Pathology*, 11 (1): 119-121 <http://dx.doi.org/10.1007/s12024-014-9597-9>
- HENNINGSEN, A.D. & WHITAKER, B.R. & KIGHT, K. & HESS, D.L. & HADFIELD, C. & ZOHAR, Y. (2015):** The use of a gonadotropin releasing hormone antagonist in captive sand tiger sharks, *Carcharias taurus*, and the serum levels of the antagonist and reproductive steroid hormones. *Journal of Zoo and Aquarium Research*, 3 (3): 107-115
- HERNÁNDEZ, S. & DALEY, R. & WALKER, T. & BRACCINI, M. & VARELA, A. & FRANCIS, M.P. & RITCHIE, P.A. (2015):** Demographic history and the South Pacific dispersal barrier for school shark (*Galeorhinus galeus*) inferred by mitochondrial DNA and microsatellite DNA mark. *Fisheries Research*, 167: 132-142 <http://dx.doi.org/10.1016/j.fishres.2015.02.010>
- HESTER, J. & ATWATER, K. & BERNARD, A. & FRANCIS, M.P. & SHIVJI, M.S. (2015):** The complete mitochondrial genome of the basking shark *Cetorhinus maximus* (Chondrichthyes, Cetorhinidae). *Mitochondrial DNA*, 26 (5): 730-731 <http://dx.doi.org/10.3109/19401736.2013.845762>
- HEUPEL, M.R. & SIMPFENDORFER, C.A. (2015):** Long-term movement patterns of a coral reef predator. *Coral Reefs*, 34 (2): 679-691 <http://dx.doi.org/10.1007/s00338-015-1272-4>
- HEUPEL, M.R. & SIMPFENDORFER, C.A. & ESPINOZA, M. & SMOOTHY, A.F. & TOBIN, A. & PEDDEMORS, V. (2015):** Conservation challenges of sharks with continental scale migrations. *Frontiers in Marine Science*, 2: 12 <http://dx.doi.org/10.3389/fmars.2015.00012>
- HIGASHI, K. & TAKEUCHI, Y. & MUKUNO, A. & TOMITORI, H. & MIYA, M. & LINHARDT, R.J. & TOIDA, T. (2015):** Composition of Glycosaminoglycans in Elasmobranchs including Several Deep-

Sea Sharks: Identification of Chondroitin/Dermatan Sulfate from the Dried Fins of *Isurus oxyrinchus* and *Prionace glauca*. *PLoS ONE*, 10 (3): e0120860 <http://dx.doi.org/10.1371/journal.pone.0120860>

HINOJOSA-ALVAREZ, S. & DIAZ-JAIMES, P. & MARCET-HOUBEN, M. & GABALDON, T. (2015): The complete mitochondrial genome of the Giant Manta ray, *Manta birostris*. *Mitochondrial DNA*, 26 (5): 787-788 <http://dx.doi.org/10.3109/19401736.2013.855753>

HOFFMAYER, E.R. & HENDON, J.M. & PARSONS, G.R. & DRIGGERS, W.B. & CAMPBELL, M.D. (2015): A comparison of single and multiple stressor protocols to assess acute stress in a coastal shark species, *Rhizoprionodon terraenovae*. *Fish Physiology and Biochemistry*, 41 (5): 1253-1260 <http://dx.doi.org/10.1007/s10695-015-0083-4>

HOLMES, B.J. & PEDDEMORS, V.M. & GUTTERIDGE, A.N. & GERAGHTY, P.T. & CHAN, R.W.K. & TIBBETTS, I.R. & BENNETT, M.B. (2015): Age and growth of the tiger shark *Galeocerdo cuvier* off the east coast of Australia. *Journal of Fish Biology*, 87 (2): 422-448 <http://dx.doi.org/10.1111/jfb.12732>

HOOGENBOOM, J.L. & WONG, S.N.P. & RONCONI, R.A. & KOOPMAN, H.N. & MURISON, L.D. & WESTGATE, A.J. (2015): Environmental predictors and temporal patterns of basking shark (*Cetorhinus maximus*) occurrence in the lower Bay of Fundy, Canada. *Journal of Experimental Marine Biology and Ecology*, 465: 24-32 <http://dx.doi.org/10.1016/j.jembe.2015.01.005>

HOSSAIN, M.A. & THOMPSON, B.S. & CHOWDHURY, G.W. & MOHSANIN, S. & FAHAD, Z.H. & KOLDEWEY, H.J. & ISLAM, M.A. (2015): Sawfish exploitation and status in Bangladesh. *Aquatic Conservation: Marine and Freshwater Ecosystems*, 25 (6): 781-799 <http://dx.doi.org/10.1002/aqc.2466>

HU, FA-YUAN, CHI, CHANG-FENG, WANG, BIN & DENG, SHANG-GUI (2015): Two Novel Antioxidant Nonapeptides from Protein Hydrolysate of Skate (*Raja porosa*) Muscle. *Marine Drugs*, 13 (4): 1993-2009 <http://dx.doi.org/10.3390/md13041993>

HUSSEY, N.E. & COSANDEY-GODIN, A. & WALTER, R.P. & HEDGES, K.J. & VANGERWEN-TOYNE, M. & BARKLEY, A.N. & KESSEL, S.T. & FISK, A.T. (2015): Juvenile Greenland sharks *Somniosus microcephalus* (Bloch & Schneider, 1801) in the Canadian Arctic. *Polar Biology*, 38 (4): 493-504 <http://dx.doi.org/10.1007/s00300-014-1610-y>

HUSSEY, N.E. & MACNEIL, M.A. & SIPLE, M.C. & POPP, B. & DULDEY, S.F.J. & FISK, A. (2015): Expanded trophic complexity among large sharks. *Food Webs*, 4: 1-7 <http://dx.doi.org/10.1016/j.fooweb.2015.04.002>

HUTCHINSON, M.R. & ITANO, D.G. & MUIR, J.A. & HOLLAND, K.N. (2015): Post-release survival of juvenile silky sharks captured in a tropical tuna purse seine fishery *Marine Ecology Progress Series*, 521: 143-154 <http://dx.doi.org/10.3354/meps11073>

HUVENEERS, C. & EBERT, D.A. & DUDLEY, S.F.J. (2015): The evolution of chondrichthyan research through a metadata analysis of dedicated international conferences between 1991 and 2014. *African Journal of Marine Science*, 37 (2): 129-139 <http://dx.doi.org/10.2989/1814232X.2015.1042911>

HUVENEERS, C. & HOLMAN, D. & ROBBINS, R. & FOX, A. & ENDLER, J.A. & TAYLOR, A.H. (2015): White Sharks Exploit the Sun during Predatory Approaches. *American Naturalist*, 185 (4): 562-570 <http://dx.doi.org/10.1086/680010>

HWANG, I.K. & LEE, H.Y. & KIM, M.-H. & JO, H.-S. & CHOI, D.-H. & KANG, P.-W. & LEE, Y.-H. & CHO, N.-S. & PARK, K.-W. & CHAE, H.Z. (2015): Development of real-time PCR assay for genetic identification of the mottled skate, *Beringraja pulchra*. *Forensic Science International*, 255: 80-84 <http://dx.doi.org/10.1016/j.forsciint.2015.05.028>

IITEMBU, J.A. & RICHOUX, N.B. (2015): Trophic relationships of hake (*Merluccius capensis* and *M. paradoxus*) and sharks (*Centropristis squamosus*, *Deania calcea* and *D. profundorum*) in the Northern (Namibia) Benguela Current region. *African Zoology*, 50 (4): 273-279 <http://dx.doi.org/10.1080/15627020.2015.1079142>

IKEDA, A. & ICHINO, H. & KIGUCHIYA, S. & CHIGWECHOKHA, P. & KOMATSU, M. & SHIOZAKI, K. (2015): Evaluation and Identification of Potent Angiotensin-I Converting Enzyme Inhibitory Peptide Derived from Dwarf Gulper Shark (*Centropristis atomarginatus*). *Journal of Food Processing and Preservation*, 39 (2): 107-115 <http://dx.doi.org/10.1111/jfpp.12210>

- IM, Y.-J. & JO, H.-S. (2015):** Migration and growth rate of Mottled skate, *Beringraja pulchra* by the tagging release program in the Yellow Sea, Korea. *Bulletin of the Korean Society of Fisheries Technology*, 51 (2): 227-234 <http://dx.doi.org/10.3796/ksft.2015.51.2.227>
- IRIGOYEN, A. & SIBBALD, C. & CUESTAS, M. & CRISTIANI, F. & TROBBIANI, G. (2015):** Patrones estacionales de abundancia en el Golfo Nuevo y migración a lo largo de la plataforma Argentina de cazonos (*Galeorhinus galeus* [Linnaeus 1758]) y gatopardos (*Notorynchus cepedianus* [Péron 1807]) (Argentina) [Seasonal patterns in Golfo Nuevo and migration on the Argentine shelf of school (*Galeorhinus galeus* Linnaeus 1758) and sevengill (*Notorynchus cepedianus* Peron 1807) sharks (Argentina)]. *Ecologia Austral*, 25 (2): 144-148
- IRSCHICK, D.J. & HAMMERSCHLAG, N. (2015):** Morphological scaling of body form in four shark species differing in ecology and life history. *Biological Journal of the Linnean Society*, 114 (1): 126-135 <http://dx.doi.org/10.1111/bij.12404>
- ISBERT, W. & RODRÍGUEZ-CABELLO, C. & FRUTOS, I. & PRECIADO, I. & MONTERO, F.E. & PÉREZ-DEL-OLMO, A. (2015):** Metazoan parasite communities and diet of the velvet belly lantern shark *Etmopterus spinax* (Squaliformes: Etmopteridae): a comparison of two deep-sea ecosystems. *Journal of Fish Biology*, 86 (2): 687-706 <http://dx.doi.org/10.1111/jfb.12591>
- JABADO, R.W. & AL GHAIS, S.M. & HAMZA, W. & HENDERSON, A.C. (2015):** The shark fishery in the United Arab Emirates: an interview based approach to assess the status of sharks. *Aquatic Conservation: Marine and Freshwater Ecosystems*, 25 (6): 800-816 <http://dx.doi.org/10.1002/aqc.2477>
- JABADO, R.W. & AL GHAIS, S.M. & HAMZA, W. & HENDERSON, A.C. & AL MESAFRI, A.A. (2015):** Diet of two commercially important shark species in the United Arab Emirates: milk shark, *Rhizoprionodon acutus* (Rüppell, 1837), and slit-eye shark, *Loxodon macrorhinus* (Müller & Henle, 1839). *Journal of Applied Ichthyology*, 31 (5): 870-875 <http://dx.doi.org/10.1111/jai.12805>
- JABADO, R.W. & AL GHAIS, S.M. & HAMZA, W. & HENDERSON, A.C. & SPAET, J.L.Y. & SHIVJI, M.S. & HANNER, R.H. (2015):** The trade in sharks and their products in the United Arab Emirates. *Biological Conservation*, 181: 190-198 <http://dx.doi.org/10.1016/j.biocon.2014.10.032>
- JABADO, R.W. & AL GHAIS, S.M. & HAMZA, W. & SHIVJI, M.S. & HENDERSON, A.C. (2015):** Shark diversity in the Arabian/Persian Gulf higher than previously thought: insights based on species composition of shark landings in the United Arab Emirates. *Marine Biodiversity*, 45 (4): 719-731 <http://dx.doi.org/10.1007/s12526-014-0275-7>
- JABADO, R.W. & EBERT, D.A. (2015):** Sharks of the Arabian Seas: an identification guide. *The International Fund for Animal Welfare, Dubai, UAE*. 240 pp.
- JACOBY, D.M.P. & SIRIWAT, P. & FREEMAN, R. & CARBONE, C. (2015):** Is the scaling of swim speed in sharks driven by metabolism. *Biology Letters*, 11: 20150781 <http://dx.doi.org/10.1098/rsbl.2015.0781>
- JAFAREY, Y.S. & BERLINSKI, R.A. & HANLEY, C.S. & GARNER, M.M. & KIUPEL, M. (2015):** Presumptive dysgerminoma in an orange-spot freshwater stingray (*Potamotrygon motoro*). *Journal of Zoo and Wildlife Medicine*, 46 (2): 382-385 <http://dx.doi.org/10.1638/2014-0148R.1>
- JAITEHA, V.F. & MOMIGLIANO, P. (2015):** New distribution records of the Vulnerable fossil shark *Hemipristis elongata* from eastern Indonesia call for improved fisheries management. *Marine Biodiversity Records*, 8: e79 <http://dx.doi.org/10.1017/S1755267215000548>
- JAUREGUIZAR, A.J. & CORTÉS, F. & MILESSI, A.C. & COZZOLINO, E. & ALLEGA, L. (2015):** A trans-ecosystem fishery: Environmental effects on the small-scale gillnet fishery along the Rio de la Plata boundary. *Estuarine, Coastal and Shelf Science*, 166: 92-104 <http://dx.doi.org/10.1016/j.ecss.2014.11.003>
- JEEVITHAN, E. & BAO, B. & ZHANG, J. & HONG, S. & WU, W. (2015):** Purification, characterization and antioxidant properties of low molecular weight collagenous polypeptide (37 kDa) prepared from whale shark cartilage (*Rhincodon typus*). *Journal of Food Science and Technology*, 52 (10): 6312-6322 <http://dx.doi.org/10.1007/s13197-015-1715-5>

- JEFFREE, R.A. & OBERHANSLI, F. & TEYSSIE, J.L. & FOWLER, S.W. (2015):** Maternal transfer of anthropogenic radionuclides to eggs in a small shark. *Journal of Environmental Radioactivity*, 147: 43-50 <http://dx.doi.org/10.1016/j.jenvrad.2015.05.009>
- JEONG, D. & KIM, S. & KIM, C.-G. & LEE, Y.-H. (2015):** Complete mitochondrial genome of the Kwangtung skate: *Dipturus kwangtungensis* (Rajiformes, Rajidae). *Mitochondrial DNA*, 26 (6): 873-874 <http://dx.doi.org/10.3109/19401736.2013.861437>
- JEONG, D. & LEE, Y.-H. (2015):** The complete mitochondrial genome of the Longnose skate: *Raja rhina* (Rajiformes, Rajidae). *Mitochondrial DNA*, 26 (1): 123-124 <http://dx.doi.org/10.3109/19401736.2013.814113>
- JEONG, J.M. & KIM, H.J. & BAECK, G.W. & YE, S.J. & HUH, S.H. (2015):** Feeding habits of ocellate spot skate, *Okamejei kenojei* in the coastal waters of Gadoek-do, Korea. *Bulletin of the Korean Society of Fisheries Technology*, 51 (2): 265-271 <http://dx.doi.org/10.3796/ksft.2015.51.2.265>
- JHAVERI, P. & PAPASTAMATIOU, Y. & GERMAN, D.P. (2015):** Digestive enzyme activities in the guts of bonnethead sharks (*Sphyrna tiburo*) provide insight into their digestive strategy and evidence for microbial digestion in their hindguts. *Comparative Biochemistry and Physiology - Part A, Molecular & Integrative Physiology*, 189: 76-83 <http://dx.doi.org/10.1016/j.cbpa.2015.07.013>
- JIT, R.B. & SINGHA, N.K. & RHAMAN, G. & ALAM, F. (2015):** In the bay of Bengal of Bangladesh region shark fisheries exploitation, trade, conservation and management. *International Journal of Comprehensive Research in Biological Sciences*, 2 (1): 54-65
- JOHANSON, Z. & BOISVERT, C. & MAKSIMENKO, A. & CURRIE, P. & TRINAJSTIC, K. (2015):** Development of the Synarcual in the Elephant Sharks (Holocephali; Chondrichthyes): Implications for Vertebral Formation and Fusion. *PLoS ONE*, 10 (9): e0135138 <http://dx.doi.org/10.1371/journal.pone.0135138>
- JONES, C.M. & DRIGGERS, W.B. (2015):** Clarification on the Fecundity of *Rhinoptera bonasus* (Mitchill). *Southeastern Naturalist*, 14 (1): N16-N20
- JONES, C.M. & DRIGGERS, W.B. & CASTRO, J.I. & DE CARVALHO, M.R. (2015):** On the attribution of authorship for several elasmobranch species in Müller and Henle's Systematische Beschreibung der Plagiostomen (Chondrichthyes, Elasmobranchii). *Zootaxa*, 4052 (5): 569-572 <http://dx.doi.org/10.11646/zootaxa.4052.5.4>
- JOUNG, S.-J. & CHEN, J.-H. & CHIN, C.-P. & LIU, K.-M. (2015):** Age and Growth of the Dusky Shark, *Carcharhinus obscurus*, in the Western North Pacific Ocean. *Terrestrial Atmospheric and Oceanic Sciences*, 26 (2): 153-160 [http://dx.doi.org/10.3319/TAO.2014.10.15.01\(Oc\)](http://dx.doi.org/10.3319/TAO.2014.10.15.01(Oc))
- JUAN, M.M. & LOPEZ CAZORLA, A. (2015):** Biology of *Myliobatis goodei* (Springer, 1939), a widely distributed eagle ray, caught in northern Patagonia. *Journal of Sea Research*, 95: 106-114 <http://dx.doi.org/10.1016/j.seares.2014.09.006>
- JUHEL, J.B. & WANTIEZ, L. & MOUILLOT, D. & MAILAU, S. & VIGLIOLA, L. (2015):** Occurrence of sub-adult tiger sharks (*Galeocerdo cuvier*) in a small and very remote atoll lagoon. *Marine Biodiversity*, 45 (2): 151-152 <http://dx.doi.org/10.1007/s12526-014-0246-z>
- KABASAKAL, H. (2015):** Historical occurrence of *Carcharhinus* spp. in the Sea of Marmara during the 1950s. *Marine Biodiversity Records*, 8: e48 <http://dx.doi.org/10.1017/S1755267215000305>
- KABASAKAL, H. (2015):** Occurrence of the Angular Rough Shark, *Oxynotus centrina* (Chondrichthyes: Oxynotidae) in the Eastern Mediterranean. *Annales, Series Historia Naturalis*, 25 (1): 1-10
- KABASAKAL, H. & KABASAKAL, O. (2015):** Recent record of the Great White Shark, *Carcharodon carcharias* (Linnaeus, 1758), from Central Aegean Sea off Turkey's Coast. *Annales, Series Historia Naturalis*, 25 (1): 11-14
- KABASAKALA, H. (2015):** Occurrence of shortfin mako shark, *Isurus oxyrinchus* Rafinesque, 1810, off Turkey's coast. *Marine Biodiversity Records*, 8: e134 <http://dx.doi.org/10.1017/S1755267215001104>

- KABASAKALA, H. & KARHAN, S.Ü. (2015):** Shark biodiversity in the Sea of Marmara: departures and arrivals over a century. *Marine Biodiversity Records*, 8: e59
<http://dx.doi.org/10.1017/S1755267215000342>
- KADRI, H. & MAROUANI, S. & BRADAI, M.N. & BOUAIN, A. & MORIZE, E. (2015):** Age, growth, longevity, mortality and reproductive biology of *Dipturus oxyrinchus*, (Chondrichthyes: Rajidae) off the Gulf of Gabes (Southern Tunisia, central Mediterranean). *Journal of the Marine Biological Association of the United Kingdom*, 95 (3): 569-577 <http://dx.doi.org/10.1017/s0025315414000551>
- KAI, M. & SHIOZAKI, K. & OHSHIMO, S. & YOKAWA, K. (2015):** Growth and spatiotemporal distribution of juvenile shortfin mako (*Isurus oxyrinchus*) in the western and central North Pacific. *Marine and Freshwater Research*, 66 (12): 1176-1190 <http://dx.doi.org/10.1071/MF14316>
- KAKUMURA, K. & TAKABE, S. & TAKAGI, W. & HASEGAWA, K. & KONNO, N. & BELL, J.D. & TOOP, T. & DONALD, J.A. & KANEKO, T. & HYODO, S. (2015):** Morphological and molecular investigations of the holocephalan elephant fish nephron: the existence of a countercurrent-like configuration and two separate diluting segments in the distal tubule. *Cell and Tissue Research*, 362 (3): 677-688 <http://dx.doi.org/10.1007/s00441-015-2234-4>
- KANIVE, P.E. & ROTELLA, J.J. & JORGENSEN, S.J. & CHAPPLE, T.K. & ANDERSON, S.D. & KLIMLEY, A.P. & BLOCK, B.A. (2015):** Estimating apparent survival of sub-adult and adult white sharks (*Carcharodon carcharias*) in central California using mark-recapture methods. *Frontiers in Marine Science*, 2: 19 <http://dx.doi.org/10.3389/fmars.2015.00019>
- KASCHNER, C.J. & WEIGMANN, S. & THIEL, R. (2015):** *Bythaelurus tenuicephalus* n. sp., a new deep-water catshark (Carcharhiniformes, Scyliorhinidae) from the western Indian Ocean. *Zootaxa*, 4013 (1): 120–138 <http://dx.doi.org/10.11646/zootaxa.4013.1.9>
- KASHIWAGI, T. & MAXWELL, E.A. & MARSHALL, A.D. & CHRISTENSEN, A.B. (2015):** Evaluating manta ray mucus as an alternative DNA source for population genetics study: underwater-sampling, dry-storage and PCR success. *PeerJ*, 3: e1188 <http://dx.doi.org/10.7717/peerj.1188>
- KELLER, A.A. & CIANNELLI, L. & WAKEFIELD, W.W. & SIMON, V. & BARTH, J.A. & PIERCE, S.D. (2015):** Occurrence of demersal fishes in relation to near-bottom oxygen levels within the California Current large marine ecosystem. *Fisheries Oceanography*, 24 (2): 162-176
<http://dx.doi.org/10.1111/fog.12100>
- KEMPER, J.M. & EBERT, D.A. & NAYLOR, G.J.P. & DIDIER, D.A. (2015):** *Chimaera carophila* (Chondrichthyes: Chimaeriformes: Chimaeridae), a new species of chimaera from New Zealand. *Bulletin of Marine Science*, 91 (1): 63-81 <http://dx.doi.org/10.5343/bms.2014.1042>
- KESSEL, S.T. (2015):** Tonic immobility as an anaesthetic for elasmobranchs during surgical implantation procedures. *Canadian Journal of Fisheries and Aquatic Sciences*, 72 (9): 1287-1291
<http://dx.doi.org/10.1139/cjfas-2015-0136>
- KING, J.R. & MCPHIE, R.P. (2015):** Preliminary age, growth and maturity estimates of spotted ratfish (*Hydrolagus colliei*) in British Columbia. *Deep Sea Research Part II: Topical Studies in Oceanography*, 115: 55-63 <http://dx.doi.org/10.1016/j.dsr2.2013.11.002>
- KING, J.R. & WETKLO, M. & SUPERNAULT, J. & TAGUCHI, M. & YOKAWA, K. & SOSA-NISHIZAKI, O. & WITHLER, R.E. (2015):** Genetic analysis of stock structure of blue shark (*Prionace glauca*) in the north Pacific ocean. *Fisheries Research*, 172: 181–189
<http://dx.doi.org/10.1016/j.fishres.2015.06.029>
- KISZKA, J. & VAN DER ELST, R. (2015):** Elasmobranchs (sharks and rays): a review of status, distribution and interaction with fisheries in the Southwest Indian Ocean. In: *Van der Elst RP and Everett Bl. 2015. (eds). Offshore fisheries of the Southwest Indian Ocean: their status and the impact on vulnerable species. Oceanographic Research Institute, Special Publication, 10. 448pp.: 367-386*
- KISZKA, J.J. & AUBAIL, A. & HUSSEY, N.E. & HEITHAUS, M.R. & CAURANT, F. & BUSTAMANTE, P. (2015):** Plasticity of trophic interactions among sharks from the oceanic southwestern Indian ocean revealed by stable isotope and mercury analyses. *Deep Sea Research Part I: Oceanographic Research Papers*, 96: 49-58 <http://dx.doi.org/10.1016/j.dsr.2014.11.006>

- KISZKA, J.J. & HEITHAUS, M.R. & QUOD, J.-P. (2015):** Stingrays as possible facilitators for foraging trevallies in a nearshore sandflat. *Marine Biodiversity*, 45 (4): 625-626
<http://dx.doi.org/10.1007/s12526-014-0304-6>
- KIZHAKUDAN, S.J. & ZACHARIA, P.U. & THOMAS, S. & AND VIVEKANANDAN, E. & MUKTHA, M. (2015):** Guidance on National Plan of Action for Sharks in India. *CMFRI Marine Fisheries Policy Series (2): 1-102*
- KLIMLEY, A.P. (2015):** Shark Trails of the Eastern Pacific. *American Scientist*, 103 (4): 276-283
- KOCSIS, L. & VENNEMANN, T.W. & ULIANOV, A. & BRUNNSCHWEILER, J.M. (2015):** Characterizing the bull shark *Carcharhinus leucas* habitat in Fiji by the chemical and isotopic compositions of their teeth. *Environmental Biology of Fishes*, 98 (6): 1609-1622
<http://dx.doi.org/10.1007/s10641-015-0386-4>
- KOLLITZ, E.M. & ZHANG, G. & HAWKINS, M.B. & WHITFIELD, G.K. & REIF, D.M. & KULLMAN, S.W. (2015):** Molecular Cloning, Functional Characterization, and Evolutionary Analysis of Vitamin D Receptors Isolated from Basal Vertebrates. *PLoS ONE*, 10 (4): e0122853
<http://dx.doi.org/10.1371/journal.pone.0122853>
- KOLMANN, M.A. & CROFTS, S.B. & DEAN, M.N. & SUMMERS, A.P. & LOVEJOY, N.R. (2015):** Morphology does not predict performance: jaw curvature and prey crushing in durophagous stingrays. *Journal of Experimental Biology*, 218 (24): 3941-3949 <http://dx.doi.org/10.1242/jeb.127340>
- KOLMANN, M.A. & HUBER, D.R. & MOTTA, P.J. & GRUBBS, R.D. (2015):** Feeding biomechanics of the cownose ray, *Rhinoptera bonasus*, over ontogeny. *Journal of Anatomy*, 227 (3): 341-351
<http://dx.doi.org/10.1111/joa.12342>
- KOUSTENI, V. & KASAPIDIS, P. & KOTOULAS, G. & MEGALOFONOU, P. (2015):** Strong population genetic structure and contrasting demographic histories for the small-spotted catshark (*Scyliorhinus canicula*) in the Mediterranean Sea. *Heredity*, 114 (3): 333-343
<http://dx.doi.org/10.1038/hdy.2014.107>
- KOUSTENI, V. & MEGALOFONOU, P. (2015):** Aging and life history traits of the longnose spiny dogfish in the Mediterranean Sea: New insights into conservation and management needs. *Fisheries Research*, 168: 6-19 <http://dx.doi.org/10.1016/j.fishres.2015.03.014>
- KRAUSE, J. & CROFT, D.P. & WILSON, A.D.M. (2015):** The network approach in teleost fishes and elasmobranchs. In: *Animal Social Networks: 150-159*
- KROETZ, A.M. & POWERS, S.P. (2015):** Eating between the lines: functional feeding response of bonnetheads (*Sphyrna tiburo*). *Environmental Biology of Fishes*, 98 (2): 655-661
<http://dx.doi.org/10.1007/s10641-014-0302-3>
- KUMAR, K.V.A. & PRAVIN, P. & MEENAKUMARI, B. & KHANOLKAR, P.S. & BAIJU, M.V. (2015):** Shark bycatch in the experimental tuna longline fishery in Lakshadweep Sea, India. *Journal of Applied Ichthyology*, 31 (2): 301-307 <http://dx.doi.org/10.1111/jai.12682>
- KUMAR, R.R. & VENU, S. & AKHILESH, K.V. (2015):** First Report of Magnificent Catshark, *Proscyllium magnificum* Last and Vongpanich, 2004 (Proscylliidae: Carcharhiniformes) from Bay of Bengal, Indian EEZ. *World Journal of Fish and Marine Sciences*, 7 (6): 479-481
<http://dx.doi.org/10.5829/idosi.wjfm.2015.7.6.101184>
- KUTTI, T. & FOSSA, J.H. & BERGSTAD, O.A. (2015):** Influence of structurally complex benthic habitats on fish distribution. *Marine Ecology Progress Series*, 520: 175-190
<http://dx.doi.org/10.3354/meps11047>
- KYNE, P.M. (2015):** Occurrence of a Shark sucker (*Echeneis naucrates*) on a Northern River Shark (*Glyphis garricki*) in a tidal riverine habitat. *Northern Territory Naturalist*, 26: 21-26
- KYNE, P.M. & BAX, N.J. & DULVY, N.K. (2015):** Sharks and rays in peril too. *Nature*, 518 (7538): 167 <http://dx.doi.org/10.1038/518167e>
- KYNE, P.M. & BAX, N.J. & DULVY, N.K. (2015):** Biodiversity: Sharks and rays in peril too. *Nature*, 518 (7538): 167 <http://dx.doi.org/10.1038/518167e>

- KYNOCH, R.J. & FRYER, R.J. & NEAT, F.C. (2015):** A simple technical measure to reduce bycatch and discard of skates and sharks in mixed-species bottom-trawl fisheries. *ICES Journal of Marine Science*, 72 (6): 1861-1868 <http://dx.doi.org/10.1093/icesjms/fsv037>
- LANGE, T. & BREHM, J. & MORITZ, T. (2015):** A practical key for the identification of large fish rostra. *Spixiana*, 38 (1): 145-160
- LARA-MENDOZA, R.E. & MÁRQUEZ-FARÍAS, J.F. & ROMÁN-REYES, J.C. (2015):** Feeding habits of the speckled guitarfish *Rhinobatos glaucostigma* (Elasmobranchii: Rhinobatidae). *Journal of Fish Biology*, 87 (2): 311-322 <http://dx.doi.org/10.1111/jfb.12720>
- LARANJEIRA, M.E. & GUIMARÃES, J.P. & AMORIM, A.F. & ROTUNDO, M. & RICI, R.E. & MARI, R.B. (2015):** Ultrastructure of dermal denticles in sharpnose shark (*Rhizoprionodon lalandii*) (Elasmobranchii, Carcharhinidae). *Microscopy Research and Technique*, 78 (10): 859–864 <http://dx.doi.org/10.1002/jemt.22546>
- LARSON, S. & FARRER, D. & LOWRY, D. & EBERT, D.A. (2015):** Preliminary Observations of Population Genetics and Relatedness of the Broadnose Sevengill Shark, *Notorynchus cepedianus*, in Two Northeast Pacific Estuaries. *PLoS ONE*, 10 (6): e0129278 <http://dx.doi.org/10.1371/journal.pone.0129278>
- LAUSSOUED, I. & HAJJI, S. & MHAMDI, S. & JRIDI, M. & BAYOUDH, A. & BARKIA, A. & NASRI, M. (2015):** Digestive alkaline proteases from thornback ray (*Raja clavata*): Characteristics and applications. *International Journal of Biological Macromolecules*, 80: 668-675 <http://dx.doi.org/10.1016/j.ijbiomac.2015.07.038>
- LAUSSOUED, I. & MORA, L. & BARKIA, A. & ARISTOY, M.-C. & NASRI, M. & TOLDRÁ, F. (2015):** Bioactive peptides identified in thornback ray skin's gelatin hydrolysates by proteases from *Bacillus subtilis* and *Bacillus amyloliquefaciens*. *Journal of Proteomics*, 128: 8-17 <http://dx.doi.org/10.1016/j.jprot.2015.06.016>
- LAUSSOUED, I. & MORA, L. & NASRI, R. & AYDI, M. & TOLDRÁ, T. & ARISTOY, M.-C. & BARKIA, A. & NASRI, M. (2015):** Characterization, antioxidative and ACE inhibitory properties of hydrolysates obtained from thornback ray (*Raja clavata*) muscle. *Journal of Proteomics*, 128: 458-468 <http://dx.doi.org/10.1016/j.jprot.2015.05.007>
- LAUSSOUED, I. & MORA, L. & NASRI, R. & JRIDI, M. & TOLDRÁ, T. & ARISTOY, M.-C. & BARKIA, A. & NASRI, M. (2015):** Characterization and comparative assessment of antioxidant and ACE inhibitory activities of thornback ray gelatin hydrolysates. *Journal of Functional Foods*, 13: 225-238 <http://dx.doi.org/10.1016/j.jff.2014.12.042>
- LAUDER, G.V. (2015):** Fish Locomotion: Recent Advances and New Directions. *Annual Review of Marine Science*, 7: 521-545 <http://dx.doi.org/10.1146/annurev-marine-010814-015614>
- LAUDER, G.V. & DI SANTO, V. (2015):** 6 – Swimming Mechanics and Energetics of Elasmobranch Fishes. *Swimming Mechanics and Energetics of Elasmobranch Fishes. Fish Physiology*, 34 (A): 219–253 <http://dx.doi.org/10.1016/B978-0-12-801289-5.00006-7>
- LAURIA, V. & GRISTINA, M. & ATTRILL, M.J. & FIORENTINO, F. & GAROFALO, G. (2015):** Predictive habitat suitability models to aid conservation of elasmobranch diversity in the central Mediterranean Sea. *Scientific Reports*, 5: 13245 <http://dx.doi.org/10.1038/srep13245>
- LEA, J.S.E. & HUMPHRIES, N.E. & CLARKE, C.R. & SIMS, D.W. (2015):** To Madagascar and back: long-distance, return migration across open ocean by a pregnant female bull shark *Carcharhinus leucas*. *Journal of Fish Biology*, 87 (6): 1313-1321 <http://dx.doi.org/10.1111/jfb.12805>
- LEA, J.S.E. & WETHERBEE, B.M. & QUEIROZ, N. & BURNIE, N. & AMING, C. & SOUSA, L.L. & MUCIENTES, G.R. & HUMPHRIES, N.E. & HARVEY, G.M. & SIMS, D.W. & SHIVJI, M.S. (2015):** Repeated, long-distance migrations by a philopatric predator targeting highly contrasting ecosystems. *Scientific Reports*, 5: 11202 <http://dx.doi.org/10.1038/srep11202>
- LEDEE, E.J.I. & HEUPEL, M.R. & TOBIN, A.J. & KNIP, D.M. & SIMPFENDORFER, C.A. (2015):** A comparison between traditional kernel-based methods and network analysis: an example from two nearshore shark species. *Animal Behaviour*, 103: 17-28

- LEDER, R.M. (2015):** Morphometrische Analyse der Kieferbezaehlung fossiler wie rezenter carcharhinider Selachier. *PhD Thesis, University of Leipzig*
- LEE, H.K. & JEONG, Y. & LEE, S. & JEONG, W. & CHOY, E.J. & KANG, C.K. & LEE, W.C. & KIM, S.J. & MOON, H.B. (2015):** Persistent organochlorines in 13 shark species from offshore and coastal waters of Korea: Species-specific accumulation and contributing factors. *Ecotoxicology and Environmental Safety*, 115C: 195-202 <http://dx.doi.org/10.1016/j.ecoenv.2015.02.021>
- LEE, H.K. & KIM, S.J. & JEONG, Y. & LEE, S. & JEONG, W. & LEE, W.C. & CHOY, E.J. & KANG, C.K. & MOON, H.B. (2015):** Polybrominated diphenyl ethers in thirteen shark species from offshore and coastal waters of Korea. *Marine Pollution Bulletin*, 95 (1): 374-379 <http://dx.doi.org/10.1016/j.marpolbul.2015.04.018>
- LEE, K.A. & HUVENEERS, C. & PEDDEMORS, V. & BOOMER, A. & HARCOURT, R.G. (2015):** Born to be free? Assessing the viability of releasing captive-bred wobbegongs to restock depleted populations. *Frontiers in Marine Science*, 2: 18 <http://dx.doi.org/10.3389/fmars.2015.00018>
- LEENEY, R.H. & PONCELET, P. (2015):** Using fishers' ecological knowledge to assess the status and cultural importance of sawfish in Guinea-Bissau. *Aquatic Conservation: Marine and Freshwater Ecosystems*, 25 (3): 411-430 <http://dx.doi.org/10.1002/aqc.2419>
- LEGARE, B. & KNEEBONE, J. & DEANGELIS, B. & SKOMAL, G. (2015):** The spatiotemporal dynamics of habitat use by blacktip (*Carcharhinus limbatus*) and lemon (*Negaprion brevirostris*) sharks in nurseries of St. John, United States Virgin Islands. *Marine Biology*, 162 (3): 699-716 <http://dx.doi.org/10.1007/s00227-015-2616-x>
- LESNIAK, T.C. & SCHIRMER, A.E. & KNAPP, C.R. (2015):** Evaluating the Role of Temperature in the Reproduction of the Yellow Stingray (*Urobatis jamaicensis*). *Zoo Biology*, 34 (1): 33-39 <http://dx.doi.org/10.1002/zoo.21188>
- LEU, M.-Y. & LI, J.-J. & JU, Y.-M. & HSIAO, C.-M. & CHANG, C.-W. & MENG, P.-J. & TEW, K.S. & WANG, W.-H. (2015):** Transportation, husbandary, and release of a Whale Shark (*Rhincodon typus*). *Journal of Marine Science and Technology*, 23 (5): 814-818 <http://dx.doi.org/10.6119/jmst-015-0511-3>
- LEURS, G. & O'CONNELL, C.P. & ANDREOTTI, S. & RUTZEN, M. & VONK NOORDEGRAAF, H. (2015):** Risks and advantages of using surface laser photogrammetry on free-ranging marine organisms: a case study on white sharks *Carcharodon carcharias*. *Journal of Fish Biology*, 86 (6): 1713-1728 <http://dx.doi.org/10.1111/jfb.12678>
- LEWIS, S.A. & SETIASIH, N. & FAHMI & DHARMADI & O'MALLEY, M.P. & CAMPBELL, S.J. & YUSUF, M. & SIANIPAR, A.B. (2015):** Assessing Indonesian manta and devil ray populations through historical landings and fishing community interviews. *PeerJ PrePrints*, 3: e1642 <http://dx.doi.org/10.7287/peerj.preprints.1334v1>
- LI, C. & CORRIGAN, S. & YANG, L. & STRAUBE, N. & HARRIS, M. & HOFREITER, M. & WHITE, W.T. & NAYLOR, G.J.P. (2015):** DNA capture reveals transoceanic gene flow in endangered river sharks. *Proceedings of the National Academy of Sciences*, 112 (43): 13302-13307 <http://dx.doi.org/10.1073/pnas.1508735112>
- LI, H. (2015):** Sawfish in Taiwan (in Taiwanese). *National Museum of Marine Biology & Aquarium Newsletter*, 76: 14-17
- LI, N. & CHEN, X. & SUN, D. & SONG, N. & LIN, Q. & GAO, T. (2015):** Phylogeography and population structure of the red stingray, *Dasyatis akajei* inferred by mitochondrial control region. *Mitochondrial DNA*, 26 (4): 505-513 <http://dx.doi.org/10.3109/19401736.2013.861423>
- LI, R. & REDMOND, A.K. & WANG, T. & BIRD, S. & DOOLEY, H. & SECOMBES, C.J. (2015):** Characterisation of the TNF superfamily members CD40L and BAFF in the small-spotted catshark (*Scyliorhinus canicula*). *Fish & Shellfish Immunology*, 47 (1): 381-389 <http://dx.doi.org/10.1016/j.fsi.2015.09.033>
- LI, Y. & WANG, W. & CHENG, D. & WANG, T. & LU, C. & CHEN, J. & NIE, Z. & ZHANG, W. & LV, Z. & WU, W. & SHU, J. (2015):** A New Member of the TBC1D15 Family from *Chiloscyllium plagiosum*: Rab GTPase-Activating Protein Based on Rab7 as a Substrate. *Marine Drugs*, 13 (5): 2955-2966 <http://dx.doi.org/10.3390/md13052955>

- LIM, K.C. & LIM, P.-E. & CHONG, V.C. & LOH, K.-H. (2015):** Molecular and Morphological Analyses Reveal Phylogenetic Relationships of Stingrays Focusing on the Family Dasyatidae (Myliobatiformes). *PLoS ONE*, 10 (4): e0120518 <http://dx.doi.org/10.1371/journal.pone.0120518>
- LIM, Y.-J. & JO, H.-S. & JEONG, G.-S. & HWANG, B.-K. & KANG, S.I. & HEU, M.S. & KIM, J.-S. (2015):** Sensory and Nutritional Characterizations of Mottled Skate *Beringraja pulchra* Caught off Ulleung Island, Korea. *Korean Journal of Fisheries and Aquatic Sciences*, 48 (3): 275-283 <http://dx.doi.org/10.5657/KFAS.2015.0275>
- LIU, K.-M. & CHIN, C.-P. & CHEN, C.-H. & CHANG, J.-H. (2015):** Estimating Finite Rate of Population Increase for Sharks Based on Vital Parameters. *PLoS ONE*, 10 (11): e0143008 <http://dx.doi.org/10.1371/journal.pone.0143008>
- LONGO, G.O. & MORAIS, R.A. & MARTINS, C.D.L. & MENDES, T.C. & AUED, A.W. & CÂNDIDO, D.V. & DE OLIVEIRA, J.C. & NUNES, L.T. & FONTOURA, L. & SISSINI, M.N. & TESCHIMA, M.M. & SILVA, M.B. & RAMLOV, F. & GOUVEA, L.P. & FERREIRA, C.E.L. & SEGAL, B. & HORTA, P.A. & FLOETER, S.R. (2015):** Between-Habitat Variation of Benthic Cover, Reef Fish Assemblage and Feeding Pressure on the Benthos at the Only Atoll in South Atlantic: Rocas Atoll, NE Brazil. *PLoS ONE*, 10 (6): e0127176 <http://dx.doi.org/10.1371/journal.pone.0127176>
- LOOR-ANDRADE, P. & GALVÁN-MAGAÑA, F. & ELORRIAGA-VERPLANCKEN, F.R. & POLO-SILVA, C. & DELGADO-HUERTAS, A. (2015):** Population and individual foraging patterns of two hammerhead sharks using carbon and nitrogen stable isotopes. *Rapid Communications in Mass Spectrometry*, 29 (9): 821-829 <http://dx.doi.org/10.1002/rcm.7169>
- LOPES-MARQUES, M. & RUIVO, R. & DELGADO, I. & WILSON, J.M. & ALURU, N. & CASTRO, L.F. (2015):** Basal gnathostomes provide unique insights into the evolution of vitamin B12 binders. *Genome Biology and Evolution*, 7 8⁹: 457-464 <http://dx.doi.org/10.1093/gbe/evu289>
- LUCIFORA, L.O. & BARBINI, S.A. & DI GIÁCOMO, E.E. & WAESSLE, J.A. & FIGUEROA, D.E. (2015):** Estimating the geographic range of a threatened shark in a datapoor region: *Cetorhinus maximus* in the South Atlantic Ocean. *Current Zoology*, 61, (5): 811-826
- LUCIFORA, L.O. & DE CARVALHO, M.R. & KYNE, P.M. & WHITE, W.T. (2015):** Freshwater sharks and rays. *Current Biology*, 25: R971–R973 <http://dx.doi.org/10.1016/j.cub.2015.06.051>
- LUO, Y. & LIU, Y. & ZHANG, D.Y. (2015):** Prediction the variation of shark scale's attack angles in swimming. *Indian Journal of Animal Research*, 49 (3): 295-302 <http://dx.doi.org/10.5958/0976-0555.2015.00088.6>
- LYONS, K. & ADAMS, D.H. (2015):** Maternal offloading of organochlorine contaminants in the yolk-sac placental scalloped hammerhead shark (*Sphyrna lewini*). *Ecotoxicology*, 24 (3): 553-562 <http://dx.doi.org/10.1007/2Fs10646-014-1403-7>
- LYONS, K. & LOWE, C.G. (2015):** Organochlorine contaminants and maternal offloading in the lecithotrophic Pacific angel shark (*Squatina californica*) collected from southern California. *Marine Pollution Bulletin*, 97 (1-2): 518-522 <http://dx.doi.org/10.1016/j.marpolbul.2015.05.019>
- LYONS, K. & PRETI, A. & MADIGAN, D.J. & WELLS, R.J.D. & BLASIUS, M.E. & SNODGRASS, O.E. & KACEV, D. & HARRIS, J.D. & DEWAR, H. & KOHIN, S. & MACKENZIE, K. & LOWE, C.G. (2015):** Insights into the life history and ecology of a large shortfin mako shark *Isurus oxyrinchus* captured in southern California. *Journal of Fish Biology*, 87 (1): 200-211 <http://dx.doi.org/10.1111/jfb.12709>
- MABRAGAÑA, E. & LUCIFORA, L.O. & DE L.CORBO, M. & DÍAZ DE ASTARLOA, J.M. (2015):** Seasonal Reproductive Biology of the Bignose Fanskate *Sympterygia acuta* (Chondrichthyes, Rajidae). *Estuaries and Coasts*, 38 (5): 1466-1476 <http://dx.doi.org/10.1007/s12237-014-9888-0>
- MABRAGAÑA, E. & LUCIFORA, L.O. & DÍAZ DE ASTARLOA, J.M. (2015):** A new record of the porbeagle, *Lamna nasus*, in coastal waters of Buenos Aires (Argentina) confirmed by DNA barcoding. *DNA Barcodes*, 3: 139–143 <http://dx.doi.org/10.1515/dna-2015-0017>
- MACLELLAN, R.J. & TUNNAH, L. & BARNETT, D. & WRIGHT, P.A. & MACCORMACK, T. & CURRIE, S. (2015):** Chaperone roles for TMAO and HSP70 during hyposmotic stress in the spiny dogfish shark (*Squalus acanthias*). *Journal of Comparative Physiology B: Biochemical, Systemic, and Environmental Physiology*, 185 (7): 729-740 <http://dx.doi.org/10.1007/s00360-015-0916-6>

- MADIGAN, D.J. & BROOKS, E.J. & BOND, M.E. & GELSLEICHTER, J. & HOWEY, L.A. & ABERCROMBIE, D.L. & BROOKS, A. & CHAPMAN, D.D. (2015):** Diet shift and site-fidelity of oceanic whitetip sharks *Carcharhinus longimanus* along the Great Bahama Bank. *Marine Ecology Progress Series*, 529: 185-197 <http://dx.doi.org/10.3354/meps11302>
- MADIRACA, F. & DAVIDOV, B. & UDOVIČIĆ, D. (2015):** Analyses on the occurrence of pelagic sharks in the Eastern Adriatic sea. *Pluralidade: Revista Cientca Multidisciplinar*, 5: 1-27
- MADSEN, S.S. & ENGELUND, M.B. & CUTLER, C.P. (2015):** Water Transport and Functional Dynamics of Aquaporins in Osmoregulatory Organs of Fishes. *Biological Bulletin*, 229 (1): 70-92
- MAIA, C. & SERRA-PEREIRA, B. & ERZINI, K. & FIGUEIREDO, I. (2015):** How is the morphology of the oviducal gland and of the resulting egg capsule associated with the egg laying habitats of Rajidae species? *Environmental Biology of Fishes*, 98 (10): 2037-2048 <http://dx.doi.org/10.1007/s10641-015-0425-1>
- MARA, K.R. & MOTTA, P.J. & MARTIN, A.P. & HUETER, R.E. (2015):** Constructional morphology within the head of hammerhead sharks (Sphyrnidae). *Journal of Morphology*, 276 (5): 526-539 <http://dx.doi.org/10.1002/jmor.20362>
- MARCELA, V. & DE ANDA-MONTAÑEZ, J.A. & GALVÁN-MAGAÑA, F. & ZENTENO-SAVIN, T. (2015):** Comparative study of enzymatic antioxidants in muscle of elasmobranch and teleost fishes. *Comparative Biochemistry and Physiology - Part A, Molecular & Integrative Physiology*, 187: 61-65 <http://dx.doi.org/10.1016/j.cbpa.2015.04.014>
- MARINO, I.A.M. & RIGINELLA, E. & CARIANI, A. & TINTI, F. & FARRELL, E.D. & MAZZOLDI, C. & ZANE, L. (2015):** New Molecular Tools for the Identification of 2 Endangered Smooth-Hound Sharks, *Mustelus mustelus* and *Mustelus punctulatus*. *Journal of Heredity*, 106 (1): 123-130 <http://dx.doi.org/10.1093/jhered/esu064>
- MARINO, I.A.M. & RIGINELLA, M. & GRISTINA, M. & RASOTTO, M.B. & ZANE, L. & MAZZOLDI, C. (2015):** Multiple paternity and hybridization in two smooth-hound sharks. *Scientific Reports*, 5: 12919 <http://dx.doi.org/10.1038/srep12919>
- MARONGIU, M.F. & PORCU, C. & BELLODI, A. & CUCCU, D. & MULAS, A. & FOLLESA, M.C. (2015):** Oviducal gland microstructure of *Raja miraletus* and *Dipturus oxyrinchus* (Elasmobranchii, Rajidae). *Journal of Morphology*, 276 (11): 1392-1403 <http://dx.doi.org/10.1002/jmor.20426>
- MARSHALL, H. & SKOMAL, G. & ROSS, P.G. & BERNAL, D. (2015):** At-vessel and post-release mortality of the dusky (*Carcharhinus obscurus*) and sandbar (*C. plumbeus*) sharks after longline capture. *Fisheries Research*, 172: 373-384 <http://dx.doi.org/10.1016/j.fishres.2015.07.011>
- MARTIN, J.E. & TACAIL, T. & ADNET, S. & GIRARD, C. & BALTER, V. (2015):** Calcium isotopes reveal the trophic position of extant and fossil elasmobranchs. *Chemical Geology*, 415: 118-125 <http://dx.doi.org/10.1016/j.chemgeo.2015.09.011>
- MARTÍNEZ-ORTIZ, J. & AIRES-DA-SILVA, A.M. & LENNERT-CODY, C.E. & MAUNDER, M.N. (2015):** The Ecuadorian Artisanal Fishery for Large Pelagics: Species Composition and Spatio-Temporal Dynamics. *PLoS ONE*, 10 (8): e0135136 <http://dx.doi.org/10.1371/journal.pone.0135136>
- MARTINS, A.P.B. & DA SILVA FILHO, E. & FEITOSA, L.M. & SILVA, L.P.N. & DE ALMEIDA, Z.S. & NUNES, J.L.S. (2015):** Sexual dimorphism of sharks from the amazonian equatorial coast. *Universitas Scientiarum*, 20 (3): 297-304 <http://dx.doi.org/10.11144/Javeriana.SC20-3.sdos>
- MAS, F. & FORSELLEDO, R. & DOMINGO, A. (2015):** Mobulid ray by-catch in longline fisheries in the south-western Atlantic Ocean. *Marine and Freshwater Research*, 66 (9): 767-777 <http://dx.doi.org/10.1071/MF14180>
- MATICH, P. & HEITHAUS, M.R. (2015):** Individual variation in ontogenetic niche shifts in habitat use and movement patterns of a large estuarine predator (*Carcharhinus leucas*). *Oecologia*, 178 (2): 347-359 <http://dx.doi.org/10.1007/s00442-015-3253-2>
- MATICH, P.A. & KISZKA, J.J. & HEITHAUS, M.R. & MOURIER, J. & PLANES, S. (2015):** Short-term shifts of stable isotope ($\delta^{13}\text{C}$, $\delta^{15}\text{N}$) values in juvenile sharks within nursery areas suggest rapid shifts in energy pathways *Journal of Experimental Marine Biology and Ecology*, 465: 83-91 <http://dx.doi.org/10.1016/j.jembe.2015.01.012>

- MATOS, J. & LOURENÇO, H.M. & BRITO, P. & MAULVAULT, A.L. & MARTINS, L.L. & AFONSO, C. (2015):** Influence of bioaccessibility of total mercury, methyl-mercury and selenium on the risk/benefit associated to the consumption of raw and cooked blue shark (*Prionace glauca*). *Environmental Research*, 143 (B): 123-129 <http://dx.doi.org/10.1016/j.envres.2015.09.015>
- MATTA, M.E. (2015):** Reproductive biology of the Alaska skate *Bathyraja parmifera*, with comments on an intersexual individual. *Journal of Fish Biology*, 87 (3): 664–678 <http://dx.doi.org/10.1111/jfb.12747>
- MCALLISTER, J.D. & BARNETT, A. & LYLE, J.M. & SEMMENS, J.M. (2015):** Examining the functional role of current area closures used for the conservation of an overexploited and highly mobile fishery species. *ICES Journal of Marine Science*, 72 (8): 2234-2244 <http://dx.doi.org/10.1093/icesjms/fsv079>
- MCCAGH, C. & SNEDDON, J. & BLACHE, D. (2015):** Killing sharks: The media's role in public and political response to fatal human-shark interactions. *Marine Policy*, 62: 271-278 <http://dx.doi.org/10.1016/j.marpol.2015.09.016>
- MCCLAIN, C.R. & BALK, M.A. & BENFIELD, M.C. & BRANCH, T.A. & CHEN, C. & COSGROVE, J. & DOVE, A.D.M. & GASKINS, L.C. & HELM, R.R. & HOCHBERG, F.G. & LEE, F.B. & MARSHALL, A. & MCMURRAY, S.E. & SCHANCHE, C. & STONE, S.N. & THALER, A.D. (2015):** Sizing ocean giants: patterns of intraspecific size variation in marine megafauna. *PeerJ*, 2: e715 <http://dx.doi.org/10.7717/peerj.715>
- MCCLUSKY, L.M. (2015):** Sperm of *Galeorhinus galeus* (Elasmobranchii, Triakidae) Traverse an Excurent Duct System Characterized by Pronounced Regionalization: A Scanning Electron and Light Microscopy Study. *The Anatomical Record*, 298 (11): 1938-1949 <http://dx.doi.org/10.1002/ar.23204>
- MCCULLY PHILLIPS, S.R. & ELLIS, J.R. (2015):** Reproductive characteristics and life-history relationships of starry smooth-hound *Mustelus asterias* in British waters. *Journal of Fish Biology*, 87 (6): 1411-1433 <http://dx.doi.org/10.1111/jfb.12826>
- MCCULLY PHILLIPS, S.R. & SCOTT, F. & ELLIS, J.R. (2015):** Having confidence in productivity susceptibility analyses: A method for underpinning scientific advice on skate stocks? *Fisheries Research*, 171: 87-100 <http://dx.doi.org/10.1016/j.fishres.2015.01.005>
- MCKENZIE, J.F. & SCHIEBLE, C. & SMITH, P.W. & O'CONNELL, M.T. (2015):** Occurrence of Lemon Sharks (*Negaprion brevirostris*) at the Chandeleur Islands, Louisiana, before and after the 2010 Deepwater Horizon Disaster. In: *Impacts of Oil Spill Disasters on Marine Habitats and Fisheries in North America*. Edited by J. Brian Alford, Mark S. Peterson, and Christopher C. Green; CRC Press 2014: 295–312 <http://dx.doi.org/10.1201/b17633-19>
- MCKINNEY, M.A. & DEAN, K. & HUSSEY, N.E. & CLIFF, G. & WINTNER, S.P. & DUDLEY, S.F.J. & ZUNGU, M.P. & FISK, A.T. (2015):** Global versus local causes and health implications of high mercury concentrations in sharks from the east coast of South Africa. *Science of The Total Environment*, 541: 176-183 <http://dx.doi.org/10.1016/j.scitotenv.2015.09.074>
- MCLEAN, D.L. & GREEN, M. & HARVEY, E.S. & WILLIAMS, A. & DALEY, R. & GRAHAM, K.J. (2015):** Comparison of baited longlines and baited underwater cameras for assessing the composition of continental slope deepwater fish assemblages off southeast Australia. *Deep Sea Research Part I: Oceanographic Research Papers*, 98: 10-20 <http://dx.doi.org/10.1016/j.dsr.2014.11.013>
- MCMEANS, B.C. & ARTS, M.T. & FISK, A.T. (2015):** Impacts of food web structure and feeding behavior on mercury exposure in Greenland Sharks (*Somniosus microcephalus*). *Science of The Total Environment*, 509-510:216-225 <http://dx.doi.org/10.1016/j.scitotenv.2014.01.128>
- MEDEIROS, A.M. & LUIZ, O.J. & DOMIT, C. (2015):** Occurrence and use of an estuarine habitat by giant manta ray *Manta birostris*. *Journal of Fish Biology*, 86 (6): 1830-1838 <http://dx.doi.org/10.1111/jfb.12667>
- MEEKAN, M.G. & FUIMAN, L.A. & DAVIS, R. & BERGER, Y. & THUMS, M. (2015):** Swimming strategy and body plan of the world's largest fish: implications for foraging efficiency and thermoregulation. *Frontiers in Marine Science*, 2: 64 <http://dx.doi.org/10.3389/fmars.2015.00064>

- MEEUWIG, J.J. & HARCOURT, R.G. & WHORISKEY, F.G. (2015):** When Science Places Threatened Species at Risk. *Conservation Letters*, 8 (3): 151-152
<http://dx.doi.org/10.1111/conl.12185>
- MENDES, N.J. & CRUZ, V.P. & MENDONÇA, F.F. & PARDO, B.G. & COELHO, R. & ASHIKAGA, F.Y. & SCAMARGO, S.M. & MARTÍNEZ, P. & OLIVEIRA, C. & SANTOS, M.N. & FORESTI, F. (2015):** Microsatellite loci in the oceanic whitetip shark and cross-species amplification using pyrosequencing technology. *Conservation Genetics Resources*, 7 (2): 585-589
<http://dx.doi.org/10.1007/s12686-015-0435-5>
- MENDOZA-CARRANZA, M. & ESPINOZA-TENORIO, A. (2015):** A Historical Record of Sawfish in the Southern Gulf of Mexico: Evidence of Diversity Loss Using Old Photos. *Fisheries*, 40 (2): 54-55
<http://dx.doi.org/10.1080/03632415.2014.996807>
- MEYNECKE, J.-O. & ABERNATHY, K. & MARSHALL, G. (2015):** In Murky Waters: Crittercam on Juvenile Bull Sharks (*Carcharhinus leucas*). *Marine Technology Society Journal*, 49 (5): 25-30
<http://dx.doi.org/10.4031/MTSJ.49.5.3>
- MILLER, P.I. & SCALES, K.L. & INGRAM, S.N. & SOUTHALL, E.J. & SIMS, D.W. (2015):** Basking sharks and oceanographic fronts: quantifying associations in the north-east Atlantic. *Functional Ecology*, 29 (8): 1099-1109 <http://dx.doi.org/10.1111/1365-2435.12423>
- MIYA, M. & SATO, Y. & FUKUNAGA, T. & SADO, T. & POULSEN, J.Y. & SATO, K. & MINAMOTO, T. & YAMAMOTO, S. & YAMANAKA, H. & ARAKI, H. & KONDOH, M. & IWASAKI, W. (2015):** MiFish, a set of universal PCR primers for metabarcoding environmental DNA from fishes: detection of more than 230 subtropical marine species. *Royal Society Open Science*, 2 (7): 150088
<http://dx.doi.org/10.1098/rsos.150088>
- MOHAMED, A.-R.M. & HUSSEIN, S.A. & LAZEM, L.F. (2015):** Spatiotemporal variability of fish assemblage in the Shatt Al-Arab River, Iraq. *Journal of Coastal Life Medicine*, 3 (1): 27-34
- MOMIGLIANO, P. & HARCOURT, R. & ROBBINS, W.D. & STOW, A. (2015):** Connectivity in grey reef sharks (*Carcharhinus amblyrhynchos*) determined using empirical and simulated genetic data. *Scientific Reports*, 5: 13229 <http://dx.doi.org/10.1038/srep13229>
- MOMIGLIANO, P. & JAITEH, V.F. (2015):** First records of the grey nurse shark *Carcharias taurus* (Lamniformes: Odontaspidae) from oceanic coral reefs in the Timor Sea. *Marine Biodiversity Records*, 8: e56 <http://dx.doi.org/10.1017/S1755267215000354>
- MOORE, A.B.M. (2015):** A review of sawfishes (Pristidae) in the Arabian region: diversity, distribution, and functional extinction of large and historically abundant marine vertebrates. *Aquatic Conservation: Marine and Freshwater Ecosystems*, 25 (5): 656-677 <http://dx.doi.org/10.1002/aqc.2441>
- MOORE, A.B.M. (2015):** Morphological abnormalities in elasmobranchs. *Journal of Fish Biology*, 87 (2): 465-471 <http://dx.doi.org/10.1111/jfb.12680>
- MOORE, A.B.M. & BOLAM, T. & LYONS, B.P. & ELLIS, J.R. (2015):** Concentrations of trace elements in a rare and threatened coastal shark from the Arabian Gulf (smoothtooth blacktip *Carcharhinus leiodon*). *Marine Pollution Bulletin*, 100 (2): 646-650
<http://dx.doi.org/10.1016/j.marpolbul.2015.06.005>
- MOORE, A.B.M. & GATES, A.R. (2015):** Deep-water observation of scalloped hammerhead *Sphyrna lewini* in the western Indian Ocean off Tanzania. *Marine Biodiversity Records*, 8: e91
<http://dx.doi.org/10.1017/S1755267215000627>
- MORALES-MEDINA, R. & GARCIA-MORENO, P.J. & PEREZ-GALVEZ, R. & MUNIO, M. & GUADIX, A. & GUADIX, E.M. (2015):** Seasonal variations in the regiodistribution of oil extracted from small-spotted catshark and bogue. *Food & Function*, 6 (8): 2646-2652
<http://dx.doi.org/10.1039/c5fo00448a>
- MORGAN, A.C. & SULIKOWSKI, J.A. (2015):** The role of spiny dogfish in the northeast United States continental shelf ecosystem: How it has changed over time and potential interspecific competition for resources. *Fisheries Research*, 167: 260-277 <http://dx.doi.org/10.1016/j.fishres.2015.03.004>

- MORGAN, D.L. & ALLEN, M.G. & EBNER, B.C. & WHITTY, J.M. & BEATTY, S.J. (2015):** Discovery of a pupping site and nursery for critically endangered green sawfish *Pristis zijsron*. *Journal of Fish Biology*, 86 (5): 1658-1663 <http://dx.doi.org/10.1111/jfb.12668>
- MOURA, J.F. & MERICO, A. & MONTONE, R.C. & SILVA, J. & SEIXAS, T.G. & GODOY, J.M. & SAINT'PIERRE, T.D. & HAUSER-DAVIS, R.A. & DI BENEDITTO, A.P. & REIS, E.C. & TAVARES, D.C. & LEMOS, L.S. & SICILIANO, S. (2015):** Assessment of trace elements, POPs, 210Po and stable isotopes (15N and 13C) in a rare filter-feeding shark: The megamouth. *Marine Pollution Bulletin*, 95 (1): 402-406 <http://dx.doi.org/10.1016/j.marpolbul.2015.03.038>
- MOURA, T. & SILVA, M.C. & FIGUEIREDO, I. (2015):** Barcoding deep-water chondrichthyans from mainland Portugal. *Marine and Freshwater Research*, 66 (6): 508-517 <http://dx.doi.org/10.1071/MF14095>
- MOURIER, J. & PLANES, S. (2015):** Les requins et raies des îles Australes, espèces emblématiques de la conservation. In : *Salvat B., Bambridge T., Tanret D. et Petit J., 2015. Environnement marin des îles Australes, Polynésie française. Institut Récifs Coralliens Pacifique, CRIOBE et The Pew Charitable Trusts Polynésie française. ISBN 978-2-905630-08-7, EAN 9782905630087. Polynésie française, Tahiti: 112-119*
- MOYA, A.C. & DIAZ ANDRADE, M.C. & GALINDEZ, E.J. (2015):** Morphology and dynamics of male gametogenesis in *Sympterygia bonapartii* (Chondrichthyes, Rajidae) from Northern Patagonia. *Iheringia Serie Zoologia*, 105 (3): 316-324 <http://dx.doi.org/10.1590/1678-476620151053316324>
- MOYER, J.K. & HAMILTON, N.D. & SEELEY, R.H. & RICCIO, M.L. & BEMIS, W.E. (2015):** Identification of Shark Teeth (Elasmobranchii: Lamnidae) from a Historic Fishing Station on Smuttynose Island, Maine, Using Computed Tomography Imaging. *Northeastern Naturalist*, 22 (3): 585-597 <http://dx.doi.org/10.1656/045.022.0313>
- MOYER, J.K. & RICCIO, M.L. & BEMIS, W.E. (2015):** Development and microstructure of tooth histotypes in the blue shark, *Prionace glauca* (Carcharhiniformes: Carcharhinidae) and the great white shark, *Carcharodon carcharias* (Lamniformes: Lamnidae). *Journal of Morphology*, 276 (7): 797-817 <http://dx.doi.org/10.1002/jmor.20380>
- MULAS, A. & BELLODI, A. & CANNAS, R. & CAU, A. & CUCCU, D. & MARONGIU, M.F. & PORCU, C. & FOLLESA, M.C. (2015):** Diet and feeding behaviour of longnosed skate *Dipturus oxyrinchus*. *Journal of Fish Biology*, 86 (1): 121-138 <http://dx.doi.org/10.1111/jfb.12551>
- MUNROE, S.E. & HEUPEL, M.R. & FISK, A.T. & LOGAN, M. & SIMPFENDORFER, C.A. (2015):** Regional movement patterns of a small-bodied shark revealed by stable-isotope analysis. *Journal of Fish Biology*, 86 (5): 1567-1586 <http://dx.doi.org/10.1111/jfb.12660>
- MUNROE, S.E.M. & HEUPEL, M.R. & FISK, A.T. & SIMPFENDORFER, C.A. (2015):** Geographic and temporal variation in the trophic ecology of a small-bodied shark: Evidence of resilience to environmental change. *Canadian Journal of Fisheries and Aquatic Sciences*, 72 (3): 343-351 <http://dx.doi.org/10.1139/cjfas-2014-0230>
- MUNROE, S.E.M. & SIMPFENDORFER, C.A. & MOLONEY, J. & HEUPEL, M.R. (2015):** Nearshore movement ecology of a medium-bodied shark, the creek whaler *Carcharhinus fitzroyensis*. *Animal Biotelemetry*, 3: 10 <http://dx.doi.org/10.1186/s40317-015-0026-y>
- MUSICK, J.A. & COTTON, C.F. (2015):** Bathymetric Limits of Chondrichthyans in the Deep Sea: a Re-evaluation. *Deep Sea Research Part II: Topical Studies in Oceanography*, 115: 73-80 <http://dx.doi.org/10.1016/j.dsr2.2014.10.010i>
- NAKAMURA, I. & MEYER, C.G. & SATO, K. (2015):** Unexpected Positive Buoyancy in Deep Sea Sharks, *Hexanchus griseus*, and a *Echinorhinus cookei*. *PLoS ONE*, 10 (6): e0127667 <http://dx.doi.org/10.1371/journal.pone.0127667>
- NAKAMURA, T. & KLUMP, J. & PIERETTI, J. & SCHNEIDER, I. & GEHRKE, A.R. & SHUBIN, N.H. (2015):** Molecular mechanisms underlying the exceptional adaptations of batoid fins. *Proceedings of the National Academy of Sciences of the United States of America*, 112 (52): 15940-15945 <http://dx.doi.org/10.1073/pnas.1521818112>

- NATANSON, L.J. & HAMADY, L.L. & GERVELIS, B.J. (2015):** Analysis of bomb radiocarbon data for common thresher sharks, *Alopias vulpinus*, in the northwestern Atlantic Ocean with revised growth curves. *Environmental Biology of Fishes*, 99 (1): 39-47 <http://dx.doi.org/10.1007/s10641-015-0452-y>
- NATANSON, L.J. & SKOMAL, G.B. (2015):** Age and growth of the white shark, *Carcharodon carcharias*, in the western North Atlantic Ocean. *Marine and Freshwater Research*, 66 (5): 387-398 <http://dx.doi.org/10.1071/MF14127>
- NAWATA, C.M. & WALSH, P.J. & WOOD, C.M. (2015):** Nitrogen metabolism, acid-base regulation, and molecular responses to ammonia and acid infusions in the spiny dogfish shark (*Squalus acanthias*). *Journal of Comparative Physiology B: Biochemical, Systemic, and Environmental Physiology*, 185 (5): 511-525 <http://dx.doi.org/10.1007/s00360-015-0898-4>
- NAWATA, C.M. & WALSH, P.J. & WOOD, C.M. (2015):** Physiological and molecular responses of the spiny dogfish shark (*Squalus acanthias*) to high environmental ammonia: scavenging for nitrogen. *Journal of Experimental Biology*, 218 (2): 238-248 <http://dx.doi.org/10.1242/jeb.114967>
- NEAT, F. & PINTO, C. & BURRETT, I. & COWIE, L. & TRAVIS, J. & THORBURN, J. & GIBB, F. & WRIGHT, P.J. (2015):** Site fidelity, survival and conservation options for the threatened flapper skate (*Dipturus cf. intermedia*). *Aquatic Conservation: Marine and Freshwater Ecosystems*, 25 (1): 6-20 <http://dx.doi.org/10.1002/aqc.2472>
- NEAT, F.C. & BURNS, F. & JONES, E. & BLASDALE, T. (2015):** The diversity, distribution and status of deep-water elasmobranchs in the Rockall Trough, north-east Atlantic Ocean. *Journal of Fish Biology*, 87 (6): 1469–1488 <http://dx.doi.org/10.1111/jfb.12822>
- NEFF, C. (2015):** The Jaws Effect: How movie narratives are used to influence policy responses to shark bites in Western Australia. *Australian Journal of Political Science*, 50 (1): 114-127 <http://dx.doi.org/10.1080/10361146.2014.989385>
- NEWTON, K.C. & WRAITH, J. & DICKSON, K.A. (2015):** Digestive enzyme activities are higher in the shortfin mako shark, *Isurus oxyrinchus*, than in ectothermic sharks as a result of visceral endothermy. *Fish Physiology and Biochemistry*, 41 (4): 887-898 <http://dx.doi.org/10.1007/s10695-015-0055-8>
- NG, H.H. & TAN, H.H. & LIM, K.K.P. & LUDT, W.B. & CHAKRABARTY, P. (2015):** Fishes of the Eastern Johor Strait. *Raffles Bulletin of Zoology, Suppl.* 31: 303-337
- NIETO, A. & RALPH, G.M. & COMEROS-RAYNAL, M.T. & KEMP, J. & GARCÍA CRIADO, M. & ALLEN, D.J. & DULVY, N.K. & WALLS, R.H.L. & RUSSELL, B. & POLLARD, D. & GARCÍA, S. & CRAIG, M. & COLLETTE, B.B. & POLLOM, R. & BISCOITO, M. & LABBISH CHAO, N. & ABELLA, A. & AFONSO, P. & ÁLVAREZ, H. & CARPENTER, K.E. & CLÒ, S. & COOK, R. & COSTA, M.J. & DELGADO, J. & DUREUIL, M. & ELLIS, J.R. & FARRELL, E.D. & FERNANDES, P. & FLORIN, A.-B. & FORDHAM, S. & FOWLER, S. & GIL DE SOLA, L. & GIL HERRERA, J. & GOODPASTER, A. & HARVEY, M. & HEESSEN, H. & HERLER, J. & JUNG, A. & KARMOVSKAYA, E. & KESKIN, C. & KNUDSEN, S.W. & KOBYLIANSKY, S. & KOVAČIĆ, M. & LAWSON, J.M. & LORANCE, P. & MCCULLY PHILLIPS, S. & MUNROE, T. & NEDREAAS, K. & NIELSEN, J. & PAPAConstantinou, C. & POLIDORO, B. & POLLOCK, C.M. & RIJNSDORP, A.D. & SAYER, C. & SCOTT, J. & SERENA, F. & SMITH-VANIZ, W.F. & SOLDI, A. & STUMP, E. & WILLIAMS, J.T. (2015):** European Red List of Marine Fishes. *Luxembourg: Publications Office of the European Union*. <http://dx.doi.org/10.2779/082723>
- NIJMAN, V. (2015):** Targeted shark fisheries, DNA barcoding and regulating shark fin trade in Indonesia. *Fisheries Research*, 168: 33-34 <http://dx.doi.org/10.1016/j.fishres.2015.03.016>
- NOTARBARTOLO DI SCIARA, G. & LAURIANO, G. & PIERANTONIO, N. & CAÑADAS, A. & DONOVAN, G. & PANIGADA, S. (2015):** The Devil We Don't Know: Investigating Habitat and Abundance of Endangered Giant Devil Rays in the North-Western Mediterranean Sea. *PLoS ONE*, 10 (11): e0141189 <http://dx.doi.org/10.1371/journal.pone.0141189>
- NOZU, R. & MURAKUMO, K. & MATSUMOTO, R. & NAKAMURA, M. & UEDA, K. & SATO, K. (2015):** Gonadal Morphology, Histology, and Endocrinological Characteristics of Immature Female Whale Sharks, *Rhincodon typus*. *Zoological Science*, 32 (5): 455-458 <http://dx.doi.org/10.2108/zs150040>

- O'LEARY, S.J. & FELDHEIM, K.A. & FIELDS, A.T. & NATANSON, L.J. & WINTNER, S. & HUSSEY, N. & SHIVJI, M.S. & CHAPMAN, D.D. (2015):** Genetic Diversity of White Sharks, *Carcharodon carcharias*, in the Northwest Atlantic and Southern Africa. *Journal of Heredity*, 106 (3): 258-265 <http://dx.doi.org/10.1093/jhered/esv001>
- O'SHAUGHNESSY, K.L. & DAHN, R.D. & COHN, M.J. (2015):** Molecular development of chondrichthyan claspers and the evolution of copulatory organs. *Nature Communications*, 6: 6698 <http://dx.doi.org/10.1038/ncomms7698>
- O'BRYHIM, J.R. & PARSONS, E.C.M. (2015):** Increased knowledge about sharks increases public concern about their conservation. *Marine Policy*, 56: 43-47 <http://dx.doi.org/10.1016/j.marpol.2015.02.007>
- O'BRYHIM, J.R. & SPAET, J.L.Y. & HYDE, J.R. & JONES, K.L. & ADAMS, D.H. & LANCE, S.L. (2015):** Development of microsatellite markers for globally distributed populations of the threatened silky shark, *Carcharhinus falciformis*. *Conservation Genetics Resources*, 7 (2): 463-465 <http://dx.doi.org/10.1007/s12686-014-0396-0>
- O'CONNELL, C.P. & HYUN, S.-Y. & GRUBER, S.H. & HE, P. (2015):** Effects of barium-ferrite permanent magnets on great hammerhead shark *Sphyrna mokarran* behavior and implications for future conservation technologies. *Endangered Species Research*, 26 (3): 243-256 <http://dx.doi.org/10.3354/esr00629>
- ODDONE, M.C. & PAESCH, L. & NORBIS, W. (2015):** Population structure of the piked dogfish *Squalus acanthias* (Elasmobranchii: Squalidae), with preliminary reproductive observations. *Ichthyological Research*, 62 (4): 463-473 <http://dx.doi.org/10.1007/s10228-015-0461-z>
- OLIVEIRA, J.E.L. & NÓBREGA, M.F. & GARCIA, J. & SAMPAIO, C. & DI DARIO, F. & FISCHER, L.G. & MINCARONE, M.M. (2015):** Biodiversidade Marinha da Bacia Potiguar/RN: Peixes do Talude Continental. *Rio de Janeiro: Museu Nacional, 2015. 218 p. : il. ; 27,7 cm. (Série Livros ; 55). ISBN 978-85-7427-052-4*
- OLIVER, S. & BRACCINI, M. & NEWMAN, S.J. & HARVEY, E.S. (2015):** Global patterns in the bycatch of sharks and rays. *Marine Policy*, 54: 86-97 <http://dx.doi.org/10.1016/j.marpol.2014.12.017>
- OLIVER, S.P. & BICKSKOS KASZO, A.E. (2015):** A pelagic thresher shark (*Alopias pelagicus*) gives birth at a cleaning station in the Philippines. *Coral Reefs*, 34 (1): 17 <http://dx.doi.org/10.1007/s00338-014-1249-8>
- O'MALLEY, G.F. & O'MALLEY, R.N. & PHAM, O. & RANDOLPH, F. (2015):** Retained Stingray Barb and the Importance of Imaging. *Wilderness and Environmental Medicine*, 26 (3): 375-379 <http://dx.doi.org/10.1016/j.wem.2015.03.006>
- OÑATE-GONZÁLEZ, E.C. & ROCHA-OLIVARES, A. & SAAVEDRA-SOTELO, N.C. & SOSA-NISHIZAKI, O. (2015):** Mitochondrial Genetic Structure and Matrilineal Origin of White Sharks, *Carcharodon carcharias*, in the Northeastern Pacific: Implications for Their Conservation. *Journal of Heredity*, 106 (4): 347-354 <http://dx.doi.org/10.1093/jhered/esv034>
- ONIMARU, K. & KURAKU, S. & TAKAGI, W. & HYODO, S. & SHARPE, J. & TANAKA, M. (2015):** A shift in anterior-posterior positional information underlies the fin-to-limb evolution. *Elife*, 4: e07048 <http://dx.doi.org/10.7554/eLife.07048>
- OOI, M.S.M. & TOWNSEND, K.A. & BENNETT, M.B. & RICHARDSON, A.J. & FERNANDO, D. & VILLA, C.A. & GAUS, C. (2015):** Levels of arsenic, cadmium, lead and mercury in the branchial plate and muscle tissue of mobulid rays. *Marine Pollution Bulletin*, 94 (1-2): 251-259 <http://dx.doi.org/10.1016/j.marpolbul.2015.02.005>
- OPAZO, J.C. & LEE, A.P. & HOFFMANN, F.G. & TOLOZA-VILLALOBOS, J. & BURMESTER, T. & VENKATESH, B. & STORZ, J.F. (2015):** Ancient duplications and expression divergence in the globin gene superfamily of vertebrates: Insights from the elephant shark genome and transcriptome. *Molecular Biology and Evolution*, 32 (7): 1684-1694 <http://dx.doi.org/10.1093/molbev/msv054>
- ORLANDO, L. & PEREYRA, I. & SILVEIRA, S. & PAESCH, L. & ODDONE, M.C. & NORBIS, W. (2015):** Determination of limited histotrophy as the reproductive mode in *Mustelus schmitti* Springer, 1939 (Chondrichthyes: Triakidae): analysis of intrauterine growth of embryos. *Neotropical Ichthyology*, 13 (4): 699-706 <http://dx.doi.org/10.1590/1982-0224-20150001>

- ORLANDO, P. & GONZÁLEZ-CASTRO, M. & MABRAGAÑA, E. (2015):** New insights to discriminate between *Sympterygia acuta* Garman 1877 and *Sympterygia bonapartii* Müller & Henle, 1841 (Rajidae) of the Southwest Atlantic Ocean: on the use of geometric morphometrics and spinulation pattern. *Journal of Applied Ichthyology*, 31 (2): 381-389 <http://dx.doi.org/10.1111/jai.12674>
- ORLOV, A.M. & COTTON, C.F. (2015):** New Data on the Rare DeepSea Skate *Amblyraja jenseni* (Rajidae) from the North Atlantic Ocean. *Journal of Ichthyology*, 55 (4): 478-496 <http://dx.doi.org/10.1134/S0032945215040086>
- OSAER, F. & NARVÁEZ, K. & PAJUELO, J.G. & LORENZO, J.M. (2015):** Sexual development and maturity scale for the angel shark *Squatina squatina* (Elasmobranchii: Squatinidae), with comments on the adequacy of general maturity scales. *Sexuality and Early Development in Aquatic Organisms*, 1: 117-132 <http://dx.doi.org/10.3354/sedao00012>
- OSGOOD, G.J. & BAUM, J.K. (2015):** Reef sharks: recent advances in ecological understanding to inform conservation. *Journal of Fish Biology*, 87 (6): 1489-1523 <http://dx.doi.org/10.1111/jfb.12839>
- O'SHEA, O.R. & MANDELMAN, J. & TALWARA, B. & BROOKS, E.J. (2015):** Novel observations of an opportunistic predation event by four apex predatory sharks. *Marine and Freshwater Behaviour and Physiology*, 48 (5): 374-380 <http://dx.doi.org/10.1080/10236244.2015.1054097>
- OSMANY, H.B. & MOAZZAM, M. & AYUB, S. (2015):** New record of the Small Eye Stingray, *Dasyatis microps* (Myliobatiformes: Dasyatidae), from the Northern Arabian Sea. *International Journal of Biology and Biotechnology*, 12 (3): 481-483
- OTAKI, T. & HAMANA, M. & TANOE, H. & MIYAZAKI, N. & SHIBUNO, T. & KOMATSU, T. (2015):** Three-dimensional mapping of red stingray (*Dasyatis akajei*) movement with reference to bottom topography. *Ocean Science Journal*, 50 (2): 327-334 <http://dx.doi.org/10.1007/s12601-015-0030-4>
- OTWAY, N.M. (2015):** Serum biochemical reference intervals for free-living Sand Tiger sharks (*Carcharias taurus*) from east Australian waters. *Veterinary Clinical Pathology*, 44 (2): 262-274 <http://dx.doi.org/10.1111/vcp.12254>
- OZY & LMAZ, A. & OKSUZ, A. (2015):** Determination of the biochemical properties of liver oil from selected cartilaginous fish living in the Northeastern Mediterranean. *Journal of Animal and Plant Sciences*, 25 (1): 160-167
- PAGE, J.W. (2015):** Characterization of Bycatch in the Cannonball Jellyfish Fishery in the Coastal Waters off Georgia. *Marine and Coastal Fisheries: Dynamics, Management, and Ecosystem Science*, 7 (1): 190-199 <http://dx.doi.org/10.1080/19425120.2015.1032456>
- PALMER, C. & YOUNG, M.T. (2015):** Surface drag reduction and flow separation control in pelagic vertebrates, with implications for interpreting scale morphologies in fossil taxa. *Royal Society Open Science*, 2: 140163 <http://dx.doi.org/10.1098/rsos.140163>
- PANCHENKO, V.V. & BOIKO, M.I. (2015):** On Discovery of the Mottled Skate *Raja pulchra* off the Coast of Primorye (Sea of Japan). *Journal of Ichthyology*, 55 (5): 747-749 <http://dx.doi.org/10.1134/S0032945215050112>
- PAPASTAMATIOU, Y.P. & GRUBBS, R.D. & IMHOFF, J. & GULAK, S.J.B. & CARLSON, J.K. & BURGESS, G.H. (2015):** A subtropical embayment serves as essential habitat for sub-adults and adults of the critically endangered smalltooth sawfish. *Global Ecology and Conservation*, 3: 764-775 <http://dx.doi.org/10.1016/j.gecco.2015.03.003>
- PAPASTAMATIOU, Y.P. & MEYER, C.G. & KOSAKI, R.K. & WALLSGROVE, N.J. & POPP, B.N. (2015):** Movements and foraging of predators associated with mesophotic coral reefs and their potential for linking ecological habitats. *Marine Ecology Progress Series*, 521: 155-170 <http://dx.doi.org/10.3354/meps11110>
- PAPASTAMATIOU, Y.P. & WATANABE, Y.Y. & BRADLEY, D. & DEE, L.E. & WENIG, K. & LOWE, C.G. & CASELLE, J.E. (2015):** Drivers of Daily Routines in an Ectothermic Marine Predator: Hunt Warm, Rest Warmer? *PLoS ONE*, 10 (6): e0127807 <http://dx.doi.org/10.1371/journal.pone.0127807>
- PARAMO, J. & PEREZ, D. & ACERO, A. (2015):** Structure and distribution of deep-water chondrichthyans in the Colombian Caribbean. *Latin American Journal of Aquatic Research*, 43 (4): 691-699 <http://dx.doi.org/10.3856/vol43-issue4-fulltext-8>

- PARDO, S.A. & BURGESS, K.B. & TEIXEIRA, D. & BENNETT, M.B. (2015):** Local-scale resource partitioning by stingrays on an intertidal flat. *Marine Ecology Progress Series*, 533: 205-218
<http://dx.doi.org/10.3354/meps11358>
- PARK, S.-J. & JANG, S.-J. & CHOI, J.-C. & MEEHYE, K. (2015):** Analytical Method to Quantify Sodium Metasilicate in Shark Fins. *Korean Journal of Food Science and Technology*, 47 (2): 145-148
<http://dx.doi.org/10.9721/kjfst.2015.47.2.145>
- PAVAN-KUMAR, A. & GIREESH-BABU, P. & SURESH BABU, P.P. & JAISWAR, A.K. & PRASAD, K.P. & CHAUDHARI, A. & RAJE, S.G. & CHAKRABORTY, S.K. & KRISHNA, G. & LAKRA, W.S. (2015):** DNA barcoding of elasmobranchs from Indian Coast and its reliability in delineating geographically widespread specimens. *Mitochondrial DNA*, 26 (1): 92-100
<http://dx.doi.org/10.3109/19401736.2013.823174>
- PÉREZ-JIMÉNEZ, J.C. & MENDEZ-LOEZA, I. (2015):** The small-scale shark fisheries in the southern Gulf of Mexico: Understanding their heterogeneity to improve their management. *Fisheries Research*, 172: 96–104 <http://dx.doi.org/10.1016/j.fishres.2015.07.004>
- PHILLIPS, N. & WUERINGER, B.E. (2015):** Sawfish. *Wildlife Australia*, 2015 (2): 14-17
- PIETSCH, T.W. & ORR, J.W. (2015):** Fishes of the Salish Sea: a compilation and distributional analysis. *NOAA Professional Paper NMFS*, 18: 1-95
- PIROG, A. & BLAISON, A. & JAQUEMET, S. & SORIA, M. & MAGALON, H. (2015):** Isolation and characterization of 20 microsatellite markers from *Carcharhinus leucas* (bull shark) and cross-amplification in *Galeocerdo cuvier* (tiger shark), *Carcharhinus obscurus* (dusky shark) and *Carcharhinus plumbeus* (sandbar shark). *Conservation Genetics Resources*, 7 (1): 121-124
<http://dx.doi.org/10.1007/s12686-014-0308-3>
- PISTEVOS, J.C.A. & NAGELKERKEN, I. & ROSSI, T. & OLMOS, M. & CONNELL, S.D. (2015):** Ocean acidification and global warming impair shark hunting behaviour and growth. *Scientific Reports*, 5: 16293 <http://dx.doi.org/10.1038/srep16293>
- PITMAN, R.L. & TOTTERDELL, J.A. & FEARNBACH, H. & BALLANCE, L.T. & DURBAN, J.W. & KEMPS, H. (2015):** Whale killers: Prevalence and ecological implications of killer whale predation on humpback whale calves off Western Australia. *Marine Mammal Science*, 31 (2): 629-657
<http://dx.doi.org/10.1111/mms.12182>
- PLEIZIER, N. & GUTOWSKY, L.F.G. & PEDDEMORS, V.M. & COOKE, S.J. & BUTCHER, P.A. (2015):** Variation in whole-, landed- and trimmed-carcass and fin-weight ratios for various sharks captured on demersal set-lines off eastern Australia. *Fisheries Research*, 167: 190-198
<http://dx.doi.org/10.1016/j.fishres.2015.02.008>
- POORTVLIET, M. & OLSEN, J.L. & CROLL, D.A. & BERNARDI, G. & NEWTON, K. & KOLLIAS, S. & O'SULLIVAN, J. & FERNANDO, D. & STEVENS, G. & GALVÁN-MAGAÑA, F. & SÉRET, B. & WINTNER, S. & HOARAU, G. (2015):** A dated molecular phylogeny of manta and devil rays (Mobulidae) based on mitogenome and nuclear sequences. *Molecular Phylogenetics and Evolution*, 83: 72-85 <http://dx.doi.org/10.1016/j.ympev.2014.10.012>
- PORCU, C. & BELLODI, A. & CANNAS, R. & MARONGIU, M.F. & MULAS, A. & FOLLESA, M.C. (2015):** Life-history traits of the commercial blonde ray, *Raja brachyura*, from the central-western Mediterranean Sea. *Mediterranean Marine Science*, 16 (1): 90-102
<http://dx.doi.org/10.12681/mms.898>
- PORTNOY, D.S. & PURITZ, J.B. & HOLLENBECK, C.M. & GELSLEICHTER, J. & CHAPMAN, D. & GOLD, J.R. (2015):** Selection and sex-biased dispersal in a coastal shark: the influence of philopatry on adaptive variation. *Molecular Ecology*, 24 (23): 5877-5885 <http://dx.doi.org/10.1111/mec.13441>
- PRICE, K.A. & O'BRYHIM, J.R. & JONES, K.L. & LANCE, S.L. (2015):** Development of polymorphic microsatellite markers for the bonnethead shark, *Sphyrna tiburo*. *Conservation Genetics Resources*, 7 (1): 69-71 <http://dx.doi.org/10.1007/s12686-014-0289-2>
- PUJOL, J.A. (2015):** Un antiguo caso de predación de foca monje mediterránea adulta, *Monachus monachus* (Hermann, 1779) por tiburón blanco, *Carcharodon carcharias* (Linnaeus, 1758) en las Islas Baleares, España. [On an old case of adult Mediterranean monk seal *Monachus monachus* (Hermann, 1779) predation by white shark, *Carcharodon carcharias* (Linnaeus, 1758) in Balearic

Islands, Spain]. *Boletín de la Real Sociedad Española de Historia Natural, Sección Biológica*, 109: 71-74

PULIDO-FLORES, G. & MONKS, S. & VIOLANTE-GONZÁLEZ, J. (2015): Denarycotyle gardneri n. gen., n. sp (Monogenea: Monocotylidae: Euzetiinae), from the gills of Rhinoptera steindachneri (Rhinopteridae) from Acapulco, Guerrero, Mexico. *Revista Mexicana de Biodiversidad*, 86 (3): 582-589 <http://dx.doi.org/10.1016/j.rmb.2015.05.006>

QUINTANA-URZAINQUI, I. & RODRIGUEZ-MOLDES, I. & MAZAN, S. & CANDAL, E. (2015): Tangential migratory pathways of subpallial origin in the embryonic telencephalon of sharks: evolutionary implications. *Brain Structure & Function*, 220 (5): 2905-2926 <http://dx.doi.org/10.1007/s00429-014-0834-5>

QUINTANILLA, S. & GÓMEZ, A. & MARIÑO-RAMÍREZ, C. & SORZANO, C. & BESSUDO, S. & SOLER, G. & BERNAL, J.E. & CABALLERO, S. (2015): Conservation Genetics of the Scalloped Hammerhead Shark in the Pacific Coast of Colombia. *Journal of Heredity*, 106 (Suppl 1): 448-458 <http://dx.doi.org/10.1093/jhered/esv050>

RAFRAFI-NOUIRA, S. & EL KAMEL-MOUTALIBI, O. & REYNAUD, C. & BOUMAÏZA, M. & CAPAPÉ, C. (2015): Additional and unusual captures of elasmobranch species from the northern coast of Tunisia (central Mediterranean). *Journal of Ichthyology*, 55 (6): 836-848 <http://dx.doi.org/10.1134/S0032945215060181>

RANDHAWA, H.S. & POULIN, R. & KRKOSEK, M. (2015): Increasing rate of species discovery in sharks coincides with sharp population declines: implications for biodiversity. *Ecography*, 38 (81): 96-107 <http://dx.doi.org/10.1111/ecog.00793>

RANGEL, B.S. & MALAVASI BRUNO, C.E. & SALMON, T. & CIENA, A.P. & MIGLINO, M.A. & AMORIM, A.F. & RICI, R.E.G. (2015): Morphological analysis of the oviduct, oviducal gland and isthmus of the blue shark *Prionace glauca* (Linnaeus, 1758) (Elasmobranchii: Carcharhiniformes). *Neotropical Ichthyology*, 13 (4): 663-672 <http://dx.doi.org/10.1590/1982-0224-20140062>

RAOULT, V. & GASTON, T.F. & WILLIAMSON, J.E. (2015): Not all sawsharks are equal: species of co-existing sawsharks show plasticity in trophic consumption both within and between species. *Canadian Journal of Fisheries and Aquatic Sciences*, 72 (11): 1769-1775 <http://dx.doi.org/10.1139/cjfas-2015-0307>

RECKZIEGEL, G.C. & DOURADO, F.S. & GARRONE NETO, D. & HADDAD, V. (2015): Injuries caused by aquatic animals in Brazil: an analysis of the data present in the information system for notifiable diseases. *Revista Da Sociedade Brasileira De Medicina Tropical*, 48 (4): 460-467 <http://dx.doi.org/10.1590/0037-8682-0133-2015>

RÊGO, M.G. & FITZPATRICK, J. & HAZIN, F.H.V. & DE ARAÚJO, M.L.G. & DA SILVEIRA, L.M. & OLIVEIRA, P.G.V. & EVÊNCIO-NETO, J. (2015): Characterization of testicular morphology and spermatogenesis in the nurse sharks *Ginglymostoma cirratum* (Bonnaterre, 1788). *Zoomorphology*, 134 (1): 117-123 <http://dx.doi.org/10.1007/s00435-014-0240-9>

RENWART, M. & DELROISSE, J. & FLAMMANG, P. & CLAES, J.M. & MALLEFET, J. (2015): Cytological changes during luminescence production in lanternshark (*Etmopterus spinax* Linnaeus, 1758) photophores. *Zoomorphology*, 134 (1): 107-116 <http://dx.doi.org/10.1007/s00435-014-0235-6>

RESTOVIC, I. & VUKOJEVIC, K. & PALADIN, A. & SARAGA-BABIC, M. & BOCINA, I. (2015): Immunohistochemical Studies of Cytoskeletal and Extracellular Matrix Components in Dogfish *Scyliorhinus canicula* L. Notochordal Cells. *The Anatomical Record*, 298 (10): 1700-1709 <http://dx.doi.org/10.1002/ar.23195>

RICHARDS, K. & O'LEARY, B.C. & ROBERTS, C.M. & ORMOND, R. & GORE, M. & HAWKINS, J.P. (2015): Sharks and people: Insight into the global practices of tourism operators and their attitudes to Shark behaviour. *Marine Pollution Bulletin*, 91 (1): 200-210 <http://dx.doi.org/10.1016/j.marpolbul.2014.12.004>

RIGBY, C. & SIMPFENDORFER, C.A. (2015): Patterns in life history traits of deep-water chondrichthyans. *Deep Sea Research Part II: Topical Studies in Oceanography*, 115: 30-40 <http://dx.doi.org/10.1016/j.dsr2.2013.09.004>

- RITTER, E. & AMIN, R. (2015):** A Study of Shark Stealth Behavior in the Proximity of Divers *Open Journal of Animal Sciences*, 5: 224-228 <http://dx.doi.org/10.4236/ojas.2015.52025>
- ROBBINS, R.L. & ENARSON, M. & BRADFORD, R.W. & ROBBINS, W.D. & FOX, A.G. (2015):** Residency and Local Connectivity of White Sharks at Liguanea Island: A Second Aggregation Site in South Australia? *The Open Fish Science Journal*, 8: 23-29 <http://dx.doi.org/10.2174/1874401X01508010023>
- ROBERSON, L. & WINKER, H. & ATTWOOD, C. & DE VOS, L. & SANGUINETTI, C. & GOETZ, A. (2015):** First survey of fishes in the Betty's Bay Marine Protected Area along South Africa's temperate south-west coast. *African Journal of Marine Science*, 37 (4): 543-556 <http://dx.doi.org/10.2989/1814232x.2015.11110045>
- ROBINSON, C.E. (2015):** From Landlocked to Longlining: A Summer with Sharks Puts Stress into Perspective. *Fisheries*, 40 (8): 367-368 <http://dx.doi.org/10.1080/03632415.2015.1060965>
- ROBINSON, L.M. & HOBDDAY, A.J. & POSSINGHAM, H.P. & RICHARDSON, A.J. (2015):** Trailing edges projected to move faster than leading edges for large pelagic fish habitats under climate change. *Deep Sea Research Part II: Topical Studies in Oceanography*, 113: 225-234 <http://dx.doi.org/10.1016/j.dsr2.2014.04.007>
- ROCHOWSKI, B.E.A. & GRAHAM, K.J. & DAY, R.W. & WALKER, T.I. (2015):** Reproductive biology of the greeneye spurdog *Squalus chloroculus* (Squaliformes, Squalidae). *Journal of Fish Biology*, 86 (2): 734-754 <http://dx.doi.org/10.1111/jfb.12593>
- ROCHOWSKI, B.E.A. & WALKER, T.I. & DAY, R.W. (2015):** Geographical variability in life-history traits of a midslope dogfish: the brier shark *Deania calcea*. *Journal of Fish Biology*, 87 (3): 728-747 <http://dx.doi.org/10.1111/jfb.12756>
- ROGERS, P.J. & HUVENEERS, C. & PAGE, B. & GOLDSWORTHY, S.D. & COYNE, M. & LOWTHER, A.D. & MITCHELL, J.G. & SEURONT, L. (2015):** Living on the continental shelf edge: habitat use of juvenile shortfin makos *Isurus oxyrinchus* in the Great Australian Bight, southern Australia. *Fisheries Oceanography*, 24 (3): 205-218 <http://dx.doi.org/10.1111/fog.12103>
- ROHNER, C.A. & ARMSTRONG, A.J. & PIERCE, S.J. & PREBBLE, C.E.M. & CAGUA, E.F. & COCHRAN, J.E.M. & BERUMEN, M.L. & RICHARDSON, A.J. (2015):** Whale sharks target dense prey patches of sergestid shrimp off Tanzania. *Journal of Plankton Research*, 37 (2): 352-362 <http://dx.doi.org/10.1093/plankt/fbv010>
- ROHNER, C.A. & RICHARDSON, A.J. & PREBBLE, C.E.M. & MARSHALL, A.D. & BENNETT, M.B. & WEEKS, S.J. & CLIFF, G. & WINTNER, S.P. & PIERCE SJ. (2015):** Laser photogrammetry improves size and demographic estimates for whale sharks. *PeerJ*, 3: e886 <http://dx.doi.org/10.7717/peerj.886>
- ROLIM, F.A. & CALTABELLOTTA, F.P. & ROTUNDO, M.M. & VASKE-JÚNIOR, T. (2015):** Sexual dimorphism based on body proportions and ontogenetic changes in the Brazilian electric ray *Narcine brasiliensis* (von Olfers, 1831) (Chondrichthyes: Narcinidae) *African Journal of Marine Science*, 37 (2): 167-176 <http://dx.doi.org/10.2989/1814232X.2015.1032350>
- ROMERO-CAICEDO, A.F. & CARRERA-FERNÁNDEZ, M. (2015):** Reproduction of the whitesnout guitarfish *Rhinobatos leucorhynchus* in the Ecuadorian Pacific Ocean. *Journal of Fish Biology*, 87 (6): 1434-1448 <http://dx.doi.org/10.1111/jfb.12794>
- ROMERO-CAICEDO, A.F. & LOOR-ANDRADE, P. & CRUZ-MARTÍNEZ, A. & CARRERA-FERNÁNDEZ, M. (2015):** Weight-length relationships of six batoids in the Ecuadorian Pacific. *Journal of Applied Ichthyology*, 31 (5): 965-966 <http://dx.doi.org/10.1111/jai.12829>
- ROMERO-CAICEDO, A.F. & PINCAY-ESPINOZA, J. & PALMA-CHÁVEZ, J. & CARRERA-FERNÁNDEZ, M. (2015):** First record of the electric ray *Narcine leoparda* (Batoidea: Torpediniformes: Narcinidae) in Ecuadorian waters. *Marine Biodiversity Records*, 8: e32 <http://dx.doi.org/10.1017/S1755267215000068>
- ROSS, S.W. & BROOKE, S. & QUATTRINI, A.M. & RHODE, M. & WATTERSON, J.C. (2015):** A deep-sea community, including *Lophelia pertusa*, at unusually shallow depths in the western North Atlantic Ocean off northeastern Florida. *Marine Biology*, 162 (3): 635-648 <http://dx.doi.org/10.1007/s00227-015-2611-2>

- ROSS, S.W. & RHODE, M. & QUATTRINI, A.M. (2015):** Demersal fish distribution and habitat use within and near Baltimore and Norfolk Canyons, US middle Atlantic slope. *Deep Sea Research Part I: Oceanographic Research Papers*, 103: 137-154 <http://dx.doi.org/10.1016/j.dsr.2015.06.004>
- ROSSI, G. & FLORIO, D. & GRIDELLI, S. (2015):** Study Case on Controlled Breeding and First Growth Steps of *Chiloscyllium punctatum*. *Journal of Aquaculture & Marine Biology*, 3 (2): 00059 <http://dx.doi.org/10.15406/jamb.2015.03.00059>
- RUSSO, R.S. & BLEMKER, S.S. & FISH, F.E. & BART-SMITH, H. (2015):** Biomechanical model of batoid (skates and rays) pectoral fins predicts the influence of skeletal structure on fin kinematics: implications for bio-inspired design. *Bioinspiration & Biomimetics*, 10 (4): 046002 <http://dx.doi.org/10.1088/1748-3190/10/4/046002>
- RYAN, L.A. & MEEUWIG, J.J. & HEMMI, J.M. & COLLIN, S.P. & HART, N.S. (2015):** It is not just size that matters: shark cruising speeds are species-specific. *Marine Biology*, 162 (6): 1307-1318 <http://dx.doi.org/10.1007/s00227-015-2670-4>
- SAADAoui, A. & SAIDI, B. & ENAJJAR, S. & BRADAI, M.N. (2015):** Reproductive biology of the common stingray *Dasyatis pastinaca* (Linnaeus, 1758) off the Gulf of Gabes (Central Mediterranean Sea). *Cahiers De Biologie Marine*, 56 (4): 389-396
- SAGARESE, S.R. & FRISK, M.G. & CERRATO, R.M. & SOSEBEE, K.A. & MUSICK, J.A. & RAGO, P.J. (2015):** Spatiotemporal overlap of spiny dogfish (*Squalus acanthias*) and commercial fisheries in the northeast U.S. shelf large marine ecosystem. *Fishery Bulletin*, 113 (2): 101-120 <http://dx.doi.org/10.7755/FB.113.2.1>
- SÁNCHEZ-FARÍAS, N. & CANDAL, E. (2015):** Doublecortin is widely expressed in the developing and adult retina of sharks. *Experimental Eye Research*, 134: 90-100 <http://dx.doi.org/10.1016/j.exer.2015.04.002>
- SANCHO-VAZQUEZ, F. & DEL MORAL-FLORES, L.F. & MENDOZA-VARGAS, O.U. (2015):** Albinismo parcial en un embrión de tiburón puntas negras, *Carcharhinus limbatus* (Carcharhinidae: Chondrichthyes) del Pacífico oriental. [Partial albinism in an embryo of the blacktip shark, *Carcharhinus limbatus* (Carcharhinidae: Chondrichthyes) from the eastern Pacific.] *Latin American Journal of Aquatic Research*, 43 (1): 274-276 <http://dx.doi.org/10.3856/vol43-issue1-fulltext-25>
- SANDOVAL-CASTILLO, J. & BEHEREGARAY, L.B. (2015):** Metapopulation structure informs conservation management in a heavily exploited coastal shark (*Mustelus henlei*). *Marine Ecology Progress Series*, 533: 191-203 <http://dx.doi.org/10.3354/meps11395>
- SANTOS-DURAN, G.N. & MENUET, A. & LAGADEC, R. & MAYEUR, H. & FERREIRO-GALVE, S. & MAZAN, S. & RODRIGUEZ-MOLDES, I. & CANDAL, E. (2015):** Prosomeric organization of the hypothalamus in an elasmobranch, the catshark *Scyliorhinus canicula*. *Frontiers in Neuroanatomy*, 9: 37 <http://dx.doi.org/10.3389/fnana.2015.00037>
- SANZOGNI, R.L. & MEEKAN, M.G. & MEEUWIG, J.J. (2015):** Multi-Year Impacts of Ecotourism on Whale Shark (*Rhincodon typus*) Visitation at Ningaloo Reef, Western Australia. *PLoS ONE*, 10 (9): e0127345 <http://dx.doi.org/10.1371/journal.pone.0127345>
- SCHILLER, L. & ALAVA, J.J. & GROVE, J. & RECK, G. & PAULY, D. (2015):** The demise of Darwin's fishes: evidence of fishing down and illegal shark finning in the Galápagos Islands. *Aquatic Conservation: Marine and Freshwater Ecosystems*, 25 (3): 431-446 <http://dx.doi.org/10.1002/aqc.2458>
- SCHLEIMER, A. & ARAUJO, G. & PENKETH, L. & HEATH, A. & MCCOY, E. & LABAJA, J. & LUCEY, A. & PONZO, A. (2015):** Learning from a provisioning site: code of conduct compliance and behaviour of whale sharks in Oslob, Cebu, Philippines. *PeerJ*, 3: e1452 <http://dx.doi.org/10.7717/peerj.1452>
- SCHLEIMER, A. & ARAUJO, G. & PENKETH, L. & HEATH, A. & MCCOY, E. & LABAJA, J. & LUCEY, A. & PONZO, A. (2015):** Learning from a provisioning site: code of conduct compliance and behaviour of whale sharks in Oslob, Cebu, Philippines. *PeerJ*, 3: e1452 <http://dx.doi.org/10.7717/peerj.1452>
- SCHLUESSEL, V. (2015):** Who would have thought that 'Jaws' also has brains? Cognitive functions in elasmobranchs. *Animal Cognition*, 18 (1): 19-37 <http://dx.doi.org/10.1007/s10071-014-0762-z>

- SCHLUESSEL, V. & DUENGEN, D. (2015):** Irrespective of size, scales, color or body shape, all fish are just fish: object categorization in the gray bamboo shark *Chiloscyllium griseum*. *Animal Cognition*, 18 (2): 497-507 <http://dx.doi.org/10.1007/s10071-014-0818-0>
- SCHLUESSEL, V. & GILES, J. & KYNE, P.M. (2015):** Notes on female reproductive biology and embryos of the brown guitarfish *Rhinobatos schlegelii* from the Penghu Islands, Taiwan. *Ichthyological Research*, 62 (3): 347-350 <http://dx.doi.org/10.1007/s10228-014-0431-x>
- SCHLUESSEL, V. & HERZOG, H. & SCHERPENSTEIN, M. (2015):** Seeing the forest before the trees - spatial orientation in freshwater stingrays (*Potamotrygon motoro*) in a hole-board task. *Behavioural Processes*, 119: 105–115 <http://dx.doi.org/10.1016/j.beproc.2015.08.001>
- SCHMIDT, B.F. & AMORIM, A.F. & HILSDORF, A.W.S. (2015):** PCR–RFLP analysis to identify four ray species of the genus *Dasyatis* (Elasmobranchii, Dasyatidae) fished along the southeastern and southern coast of Brazil. *Fisheries Research*, 167: 71-74 <http://dx.doi.org/10.1016/j.fishres.2014.12.025>
- SCHMITT, J.D. & GEDAMKE, T. & DUPAUL, W.D. & MUSICK, J.A. (2015):** Ontogenetic and Sex-Specific Shifts in the Feeding Habits of the Barndoor Skate. *Marine and Coastal Fisheries: Dynamics, Management, and Ecosystem Science*, 7 (1): 409-418 <http://dx.doi.org/10.1080/19425120.2015.1063553>
- SELLAS, A.B. & BASSOS-HULL, K. & PÉREZ-JIMÉNEZ, J.C. & ANGULO-VALDÉS, J.A. & BERNAL, M.A. & HUETER, R.E. (2015):** Population Structure and Seasonal Migration of the Spotted Eagle Ray, *Aetobatus narinari*. *Journal of Heredity*, 106 (3): 266-275 <http://dx.doi.org/10.1093/jhered/esv011>
- SEMBIRING, A. & PERTIWI, N.P.D. & MAHARDINI, A. & WULANDARI, R. & KURNIASIH, E.M. & KUNCORO, A.W. & CAHYANI, N.K.D. & ANGGORO, A.W. & ULFA, M. & MADDUPPA, H. & CARPENTER, K.E. & BARBER, P.H. & MAHARDIKA, G.N. (2015):** DNA barcoding reveals targeted fisheries for endangered sharks in Indonesia. *Fisheries Research*, 164: 130-134 <http://dx.doi.org/10.1016/j.fishres.2014.11.003>
- SEPULVEDA, C.A. & HEBERER, C. & AALBERS, S.A. & SPEAR, N. & KINNEY, M. & BERNAL, D. & KOHIN, S. (2015):** Post-release survivorship studies on common thresher sharks (*Alopias vulpinus*) captured in the southern California recreational fishery. *Fisheries Research*, 161: 102-108 <http://dx.doi.org/10.1016/j.fishres.2014.06.014>
- SERRA-PEREIRA, B. & ERZINI, K. & FIGUEIREDO, I. (2015):** Using biological variables and reproductive strategy of the undulate ray *Raja undulata* to evaluate productivity and susceptibility to exploitation. *Journal of Fish Biology*, 86 (5): 1471-1490 <http://dx.doi.org/10.1111/jfb.12653>
- SHEPHARD, S. & REID, D.G. & GERRITSEN, H.D. & FARNSWORTH, K.D. (2015):** Estimating biomass, fishing mortality, and "total allowable discards" for surveyed non-target fish. *ICES Journal of Marine Science*, 72 (2): 458-466 <http://dx.doi.org/10.1093/icesjms/fsu146>
- SHIBUYA, A. & DE CARVALHO, M.R. & ZUANON, J. & TANAKA, S. (2015):** The use of pelvic fins for benthic locomotion during foraging behavior in *Potamotrygon motoro* (Chondrichthyes: Potamotrygonidae). *Zoologia*, 32 (3): 179-186 <http://dx.doi.org/10.1590/s1984-46702015000300001>
- SIMPENDORFER, C.A. & WETHERBEE, B. (2015):** Shark and ray life history. *Marine and Freshwater Research*, 66 (4): i-ii http://dx.doi.org/10.1071/MFv66n4_ED
- SIMS, D.W. (2015):** The biology, ecology and conservation of elasmobranchs: recent advances and new frontiers. *Journal of Fish Biology*, 87 (6): 1265-1270 <http://dx.doi.org/10.1111/jfb.12861>
- SKOMAL, G.B. & HOYOS-PADILLA, E.M. & KUKULYA, A. & STOKEY, R. (2015):** Subsurface observations of white shark *Carcharodon carcharias* predatory behaviour using an autonomous underwater vehicle. *Journal of Fish Biology*, 87 (6): 1293-1312 <http://dx.doi.org/10.1111/jfb.12828>
- SMALE, M.J. & DICKEN, M.L. & BOOTH, A.J. (2015):** Seasonality, behaviour and philopatry of spotted ragged-tooth sharks *Carcharias taurus* in Eastern Cape nursery areas, South Africa. *African Journal of Marine Science*, 37 (2): 219-231 <http://dx.doi.org/10.2989/1814232X.2015.1043342>
- SMART, J.J. & CHIN, A. & TOBIN, A.J. & SIMPENDORFER, C.A. & WHITE, W.T. (2015):** Age and growth of the common blacktip shark *Carcharhinus limbatus* from Indonesia, incorporating an

improved approach to comparing regional population growth rates. *African Journal of Marine Science*, 37 (2): 177-188 <http://dx.doi.org/10.2989/1814232X.2015.1025428>

SMITH, K.R. & SCARPACI, C. & LOUDEN, B.M. & OTWAY, N.M. (2015): Behaviour of aggregated grey nurse sharks *Carcharias taurus* off eastern Australia: similarities and differences among life-history stages and sites. *Endangered Species Research*, 27 (1): 69-85 <http://dx.doi.org/10.3354/esr00652>

SOARES, K.D.A. & GADIG, O.F.B. & GOMES, U.L. (2015): *Scyliorhinus ugoi*, a new species of catshark from Brazil (Chondrichthyes: Carcharhiniformes: Scyliorhinidae). *Zootaxa*, 3937 (2): 347-361 <http://dx.doi.org/10.11646/zootaxa.3937.2.6>

SONG, H.-M. & MU, X.-D. & WEI, M.-X. & WANG, X.-J. & LUO, J.-R. & HU, Y.-C. (2015): Complete mitochondrial genome of the ocellate river stingray (*Potamotrygon motoro*). *Mitochondrial DNA*, 26 (6): 857-858 <http://dx.doi.org/10.3109/19401736.2013.861429>

SPAET, J.L.Y. & BERUMEN, M.L. (2015): Fish market surveys indicate unsustainable elasmobranch fisheries in the Saudi Arabian Red Sea. *Fisheries Research*, 161: 356-364 <http://dx.doi.org/10.1016/j.fishres.2014.08.022>

SPAET, J.L.Y. & JABADO, R.W. & HENDERSON, A.C. & MOORE, A.B.M. & BERUMEN, M.L. (2015): Population genetics of four heavily exploited shark species around the Arabian Peninsula. *Ecology and Evolution*, 5 (12): 2317-2332 <http://dx.doi.org/10.1002/ece3.1515>

SPERONE, E. & CIRCOSTA, A.L. & GIGLIO, G. & TRIPEPI, S. & MICARELLI, P. (2015): Preliminary observations on Great White Shark (*Carcharodon carcharias*) surface predatory activity. In: *46° Congresso della Società Italiana di Biologia Marina Roma, 10-12 giugno 2015*: 160-161

STEHFEST, K.M. & PATTERSON, T.A. & BARNETT, A. & SEMMENS, J.M. (2015): Markov models and network analysis reveal sex-specific differences in the space-use of a coastal apex predator. *Oikos*, 124 (3): 307-318 <http://dx.doi.org/10.1111/oik.01429>

STEHMANN, M. & KUKUEV, E.I. (2015): Two southeastern Atlantic records of the rare largetooth cookie-cutter shark, *Isistius plutodus* (Selachii, Squaliformes, Dalatiidae). *Cybium*, 39 (2): 73-77

STEPANEK, R. & KRIWET, J. (2015): Comparative morphology of the juvenile skeleton in freshwater stingrays with special focus on *Paratrygon aiereba* (Myliobatiformes: Potamotrygonidae). *Zoologischer Anzeiger*, 255: 7-24 <http://dx.doi.org/10.1016/j.jcz.2014.12.002>

STRAUBE, N. & LESLIE, R.W. & CLERKIN, P.J. & EBERT, D.A. & ROCHEL, E. & CORRIGAN, S. & LI, C. & NAYLOR, G.J.P. (2015): On the occurrence of the southern Lanternshark, *Etmopterus granulosus*, off south Africa, with comments on the validity of *E. compagnoi*. *Deep Sea Research Part II: Topical Studies in Oceanography*, 115: 11-17 <http://dx.doi.org/10.1016/j.dsr2.2014.04.004>

STRAUBE, N. & LI, C. & CLAES, J.M. & CORRIGAN, S. & NAYLOR, G.J.P. (2015): Molecular phylogeny of Squaliformes and first occurrence of bioluminescence in sharks. *BMC Evolutionary Biology*, 15: 162 <http://dx.doi.org/10.1186/s12862-015-0446-6>

SUCUNZA, F. & DORIA, E. & ALVES, L.C.P. DE S. & DO PRADO, J.H.F. & FERREIRA, E. & ANDRIOLO, A. & DANILEWICZ, D. (2015): Observations of antipredator tactics among pantropical spotted dolphins (*Stenella attenuata*) attacked by smooth hammerhead sharks (*Sphyrna zygaena*). *Marine Mammal Science*, 31 (2): 748-755 <http://dx.doi.org/10.1111/mms.12169>

SUTARIA, D. & PARIKH, A. & BARNES, A. & JABADO, R.W. (2015): First record of the sandbar shark, *Carcharhinus plumbeus*, (Chondrichthyes: Carcharhiniformes: Carcharhinidae) from Indian waters. *Marine Biodiversity Records*, 8: e126 <http://dx.doi.org/10.1017/S1755267215001025>

SUZUKI, S. & KASAI, K. & YAMAUCHI, K. (2015): Characterization of little skate (*Leucoraja erinacea*) recombinant transthyretin: Zinc-dependent 3,3',5-triiodo-L-thyronine binding. *General and Comparative Endocrinology*, 217: 43-53 <http://dx.doi.org/10.1016/j.ygcen.2015.04.006>

SWAIN, D.P. & BENOIT, H.P. & HAMMILL, M.O. (2015): Spatial distribution of fishes in a Northwest Atlantic ecosystem in relation to risk of predation by a marine mammal. *Journal of Animal Ecology*, 84 (5): 1286-1298 <http://dx.doi.org/10.1111/1365-2656.12391>

- SWISHER, A. & GAJIĆ, A. (2015):** Use of satellite tags to reveal the movements and interactions of sharks within the Neum Bay and the rest of Adriatic Sea. *Pluralidade: Revista Cientca Multidisciplinar*, 4: 122-129
- TAGLIAFICO, A. & HERNÁNDEZ-ÁVILA, I. & RANGEL, S. & RAGO, N. (2015):** Size of catch, reproduction and feeding of the small-eye smooth-hound, *Mustelus higmani* (Carcharhiniformes: Triakidae), in Margarita Island, Venezuela. *Scientia Marina*, 79 (4): 443-452
<http://dx.doi.org/10.3989/scimar.04245.09A>
- TAGUCHI, M. & KING, J.R. & WETKLO, M. & WITHLER, R.E. & YOKAWA, K. (2015):** Population genetic structure and demographic history of Pacific blue sharks (*Prionace glauca*) inferred from mitochondrial DNA analysis. *Marine and Freshwater Research*, 66 (3): 267-275
<http://dx.doi.org/10.1071/MF14075>
- TETER, S.M. & WETHERBEE, B.M. & FOX, D.A. & LAM, C.H. & KIEFER, D.A. & SHIVJI, M. (2015):** Migratory patterns and habitat use of the sand tiger shark (*Carcharias taurus*) in the western North Atlantic. *Marine and Freshwater Research*, 66 (2): 158-169 <http://dx.doi.org/10.1071/MF14129>
- THORBURN, J. & NEAT, F. & BAILEY, D.M. & NOBLE, L.R. & JONES, C.S. (2015):** Winter residency and site association in the Critically Endangered North East Atlantic spurdog *Squalus acanthias*. *Marine Ecology Progress Series*, 526: 113-124 <http://dx.doi.org/10.3354/meps11210>
- TIMM-DAVIS, L.L. & FISH, F.E. (2015):** Flow through the nasal cavity of the spiny dogfish, *Squalus acanthias*. *European Physical Journal - Special Topics*, 224 (17-18): 3407-3417
<http://dx.doi.org/10.1140/epjst/e2015-50037-1>
- TIRARD, P. & MAILLAUD, C. & BORSA, P. (2015):** Fatal tiger shark, *Galeocerdo cuvier* attack in New Caledonia erroneously ascribed to great white shark, *Carcharodon carcharias*. *Journal of Forensic and Legal Medicine*, 33: 68-70 <http://dx.doi.org/10.1016/j.jflm.2015.04.011>
- TOLLEFSON, J. (2015):** Cuba forges links with United States to save sharks. *Nature*, 526 (7574): 488-489 <http://dx.doi.org/10.1038/526488a>
- TOLOTTI, M.T. & BACH, P. & HAZIN, F. & TRAVASSOS, P. & DAGORN, L. (2015):** Vulnerability of the Oceanic Whitetip Shark to Pelagic Longline Fisheries. *PLoS ONE*, 10 (10): e0141396
<http://dx.doi.org/10.1371/journal.pone.0141396>
- TOLOTTI, M.T. & FILMALTER, J.D. & BACH, P. & TRAVASSOS, P. & SERÉT, B. & DAGORN, L. (2015):** Banning is not enough: The complexities of oceanic shark management by tuna regional fisheries management organizations. *Global Ecology and Conservation*, 4: 1-7
<http://dx.doi.org/10.1016/j.gecco.2015.05.003>
- TORRES-ROJAS, Y.E. & CARPIZO, J.C. & HERNÁNDEZ-HERRERA, A. & GALVÁN-MAGAÑA, F. (2015):** Diet and trophic level of scalloped hammerhead shark (*Sphyrna lewini*) from the Gulf of California and Gulf of Tehuantepec, México. *Iranian Journal of Fisheries Science*, 14 (3): 767-785
- TORREZ, P.P.Q. & QUIROGA, M.M. & SAID, R. & ABATI, P.A.M. & FRANCA, F.O.S. (2015):** Tetanus after envenomations caused by freshwater stingrays. *Toxicon*, 97: 32-35
<http://dx.doi.org/10.1016/j.toxicon.2014.12.001>
- TOWNSEND, R. & STOW, A. & ASMYHR, M. & MOMIGLIANO, P. (2015):** Multiple paternity in captive grey nurse sharks (*Carcharias taurus*): implications for the captive breeding of this critically endangered species. *Pacific Conservation Biology*, 21 (2): 122-125 <http://dx.doi.org/10.1071/pc14909>
- TRINNIE, F.I. & WALKER, T.I. & JONES, P.L. & LAURENSEN, L.J. (2015):** Asynchrony and regional differences in the reproductive cycle of the greenback stingaree *Urolophus viridis* from south-eastern Australia. *Environmental Biology of Fishes*, 98 (1): 425-441 <http://dx.doi.org/10.1007/s10641-014-0273-4>
- TRNSKI, T. & DUFFY, C.A.J. & FRANCIS, M.P. & MCGROUTHER, M.A. & STEWART, A.L. & STRUTHERS, C.D. & ZINTZEN, V. (2015):** Recent collections of fishes at the Kermadec Islands and new records for the region. *Bulletin of the Auckland Museum*, 20: 463-480
- TSAI, W.-P. & LIU, K.-M. & PUNT, A.E. & SUN, C.-L. (2015):** Assessing the potential biases of ignoring sexual dimorphism and mating mechanism in using a single-sex demographic model: the

shortfin mako shark as a case study. *ICES Journal of Marine Science*, 72 (3): 793-803
<http://dx.doi.org/10.1093/icesjms/fsu210>

TSAI, W.-P. & SUN, C.-L. & LIU, K.-M. & WANG, S.-B. & LO, N.C.H. (2015): CPUE standardization and catch estimate of blue shark by taiwanese large-scale tuna longline fishery in the North Pacific Ocean. *Journal of Marine Science and Technology-Taiwan*, 23 (4): 567-574
<http://dx.doi.org/10.6119/jmst-014-1230-1>

TSIAMIS, K. & AYDOGAN, Ö. & BAILLY, N. & BALISTRERI, P. & BARICHE, M. & CARDEN-NOAD, S. & CORSINI-FOKA, M. & CROCETTA, F. & DAVIDOV, D. & DIMITRIADIS, C. & DRAGIČEVIĆ, B. & DRAKULIĆ, M. & DULČIĆ, J. & ESCÁNEZ, A. & FERNÁNDEZ-ÁLVAREZ, F.A. & GERAKARIS, V. & GEROVASILEIOU, V. & HOFFMAN, R. & IZQUIERDO-GÓMEZ, D. & IZQUIERDO-MUÑOZ, A. & KONDYLATOS, G. & LATSLOUDIS, P. & LIPEJ, L. & MADIRACA, F. & MAVRIĆ, B. & PARASPORO, M. & SOURBÈS, L. & TAŞKIN, E. & TÜRKER, A. & YAPICI, S. (2015): New Mediterranean Biodiversity Records (July 2015). *Mediterranean Marine Science*, 16 (2): 474-475 <http://dx.doi.org/10.12681/mms.1440>

TSIKLIRAS, A.C. & STERGIU, K.I. (2015): Age at maturity of Mediterranean marine fishes. *Mediterranean Marine Science*, 16 (1): 5-20 <http://dx.doi.org/10.12681/mms.659>

TSUBAMOTO, T. & KODA, Y. & HASEGAWA, Y. & NABANA, S. & TOMIDA, Y. (2015): Paleogene mammals from the Iwaki Formation in Japan: Their implications for the geologic age and paleobiogeography of this formation. *Journal of Asian Earth Sciences*, 108: 18-32

TSUTSUI, S. & DOTSUTA, Y. & ONO, A. & SUZUKI, M. & TATENO, H. & HIRABAYASHI, J. & NAKAMURA, O. (2015): A C-type lectin isolated from the skin of Japanese bullhead shark (*Heterodontus japonicus*) binds a remarkably broad range of sugars and induces blood coagulation. *Journal of Biochemistry*, 157 (5): 345-356 <http://dx.doi.org/10.1093/jb/mvu080>

TYMINSKI, J.P. & DE LA PARRA-VELEGAS, R. & GONZÁLEZ CANO, J. & HUETER, R.E. (2015): Vertical Movements and Patterns in Diving Behavior of Whale Sharks as Revealed by Pop-Up Satellite Tags in the Eastern Gulf of Mexico. *PLoS ONE*, 10 (11): e0142156
<http://dx.doi.org/10.1371/journal.pone.0142156>

TYMINSKI, J.P. & GELSLEICHTER, J.J. & MOTTA, P.J. (2015): Androgen receptors in the bonnethead, *Sphyrna tiburo*: cDNA cloning and tissue-specific expression in the male reproductive tract. *General and Comparative Endocrinology*, 224: 235-246
<http://dx.doi.org/10.1016/j.ygcen.2015.08.018>

UNDERWOOD, C.J. & JOHANSON, Z. & WELTEN, M. & METSCHER, B. & RASCH, L.J. & FRASER, G.J. & SMITH, M.M. (2015): Development and Evolution of Dentition Pattern and Tooth Order in the Skates And Rays (Batoidea; Chondrichthyes). *PLoS ONE*, 10 (4): e0122553
<http://dx.doi.org/10.1371/journal.pone.0122553>

VAN COLEN, C. & THRUSH, S.F. & PARKES, S. & HARRIS, R. & WOODIN, S.A. & WETHEY, D.S. & PILDITCH, C.A. & HEWITT, J.E. & LOHRER, A.M. & VINCX, M. (2015): Bottom-up and top-down mechanisms indirectly mediate interactions between benthic biotic ecosystem components. *Journal of Sea Research*, 98: 42-48 <http://dx.doi.org/10.1016/j.seares.2014.10.016>

VAN DER VYVER, J.S.F. & DE BRUYN, P.J.N. & LIPINSKI, M.R. & LESLIE, R.W. (2015): First record of a porbeagle shark *Lamna nasus* (Bonnaterre, 1788) stranding at sub-Antarctic Marion Island. *Marine Biodiversity Records*, 8: e67 <http://dx.doi.org/10.1017/S1755267215000500>

VARGAS-CARO, C. & BUSTAMANTE, C. & LAMILLA, J. & BENNETT, M.B. (2015): A review of longnose skates *Zearaja chilensis* and *Dipturus trachyderma*. *Universitas Scientiarum*, 20 (3): 321-359
<http://dx.doi.org/10.11144/Javeriana.SC20-3.arol>

VÁSQUEZ, V.E. & EBERT, D.A. & LONG, D.J. (2015): *Etmopterus benchleyi* n. sp., a new lanternshark (Squaliformes: Etmopteridae) from the central eastern Pacific Ocean: *Journal of the Ocean Science Foundation*; 17: 43-55

VEGA-SEQUEDA, J. & DÍAZ-SÁNCHEZ, C.M. & GÓMEZ-CAMPO, K. & LÓPEZ-LONDOÑO, T. & DÍAZ-RUIZ, M. & GÓMEZ-LÓPEZ, D.I. (2015): [Marine biodiversity in remote areas in the Colombian Caribbean: New Shoal, Alice Shoal and Serranilla Bank]. *Boletín de Investigaciones Marinas y Costeras*, 44 (1): 199-224

- VENTURA, D. (2015):** Husbandry of Tropical Benthonic Sharks: First Step to Develop Breeding Controlled Protocols with Conservation Purpose. *Journal of Aquaculture & Marine Biology*, 3 (2): 00062
<http://dx.doi.org/10.15406/jamb.2015.03.00062>
- WAKIDA-KUSUNOKI, A.T. (2015):** First record of total albinism in southern stingray *Dasyatis americana*. *Revista de Biología Marina y Oceanografía*, 50 (1): 135-138
- WALOVICH, K.A. & EBERT, D.A. & LONG, D.J. & DIDIER, D.A. (2015):** Redescription of *Hydrolagus africanus* (Gilchrist, 1922) (Chimaeriformes: Chimaeridae), with a review of southern African chimaeroids and a key to their identification. *African Journal of Marine Science*, 37 (2): 157-165
<http://dx.doi.org/10.2989/1814232X.2015.1033012>
- WARD-PAIGE, C.A. & BRITTEN, G.L. & BETHEA, D.M. & CARLSON, J.K. (2015):** Characterizing and predicting essential habitat features for juvenile coastal sharks. *Marine Ecology*, 36 (3): 419-431
<http://dx.doi.org/10.1111/maec.12151>
- WATANABE, Y.Y. & GOLDMAN, K.J. & CASELLE, J.E. & CHAPMAN, D.D. & PAPASTAMATIOU, Y.P. (2015):** Comparative analyses of animal-tracking data reveal ecological significance of endothermy in fishes. *Proceedings of the National Academy of Sciences of the United States of America*, 112 (19):6104-6109 <http://dx.doi.org/10.1073/pnas.1500316112>
- WCISEL, M. & O'RIAIN, M.J. & DE VOS, A. & CHIVELL, W. (2015):** The role of refugia in reducing predation risk for Cape fur seals by white sharks. *Behavioral Ecology and Sociobiology*, 69 (1): 127-138 <http://dx.doi.org/10.1007/s00265-014-1825-5>
- WEEKS, S.J. & MAGNO-CANTO, M.M. & JAINE, F.R.A. & BRODIE, J. & RICHARDSON, A.J. (2015):** Unique Sequence of Events Triggers Manta Ray Feeding Frenzy in the Southern Great Barrier Reef, Australia. *Remote Sensing*, 7 (3): 3138-3152 <http://dx.doi.org/10.3390/rs70303138>
- WEHITT, A. & DI GIÁCOMO, E.E. & GALINDEZ, E.J. (2015):** The Female Reproductive System of *Zearaja chilensis* (Guichenot, 1848) (Chondrichthyes, Rajidae). Gametogenesis and Microscopic Validation of Maturity Criteria. *International Journal of Morphology*, 33 (1): 309-317
<http://dx.doi.org/10.4067/S0717-95022015000100049>
- WEIDELI, O.C. & MOURIER, J. & PLANES, S. (2015):** A massive surgeonfish aggregation creates a unique opportunity for reef sharks. *Coral Reefs*, 34 (3): 835 <http://dx.doi.org/10.1007/s00338-015-1290-2>
- WEIGMANN, S. (2015):** New findings from Area 51 – Taxonomy in modern cartilaginous fish research. *Shark Focus*, 53: 12-13
- WEIGMANN, S. & STEHMANN, M. & THIEL, R. (2015):** *Okamejei ornata* n. sp., a new deep-water skate (Elasmobranchii, Rajidae) from the northwestern Indian Ocean off Socotra Islands. *Deep Sea Research Part II: Topical Studies in Oceanography*, 115: 18-29
<http://dx.doi.org/10.1016/j.dsr2.2013.09.005>
- WEIJS, L. & BRIELS, N. & ADAMS, D.H. & LEPOINT, G. & DAS, K. & BLUST, R. & COVACI, A. (2015):** Bioaccumulation of organohalogenated compounds in sharks and rays from the southeastern USA. *Environmental Research*, 137:199-207 <http://dx.doi.org/10.1016/j.envres.2014.12.022>
- WEIJS, L. & BRIELS, N. & ADAMS, D.H. & LEPOINT, G. & DAS, K. & BLUST, R. & COVACI, A. (2015):** Maternal transfer of organohalogenated compounds in sharks and stingrays. *Marine Pollution Bulletin*, 92 (1-2): 59-68 <http://dx.doi.org/10.1016/j.marpolbul.2014.12.056>
- WELTEN, M. & SMITH, M. & UNDERWOOD, C. & JOHANSON, Z. (2015):** Evolutionary origins and development of saw-teeth on the sawfish and sawshark rostrum (Elasmobranchii; Chondrichthyes). *Royal Society Open Science*, 2: 150189 <http://dx.doi.org/10.1098/rsos.150189>
- WHITE, E.R. & MYERS, M.C. & FLEMMING, J.M. & BAUM, J.K. (2015):** Shifting elasmobranch community assemblage at Cocos Island—an isolated marine protected area. *Conservation Biology*, 29 (4): 1186-1187 <http://dx.doi.org/10.1111/cobi.12478>
- WHITE, W.T. & APPLEYARD, S.A. & SABUB, B. & KYNE, P.M. & HARRIS, M. & LIS, R. & BAJE, L. & USU, T. & SMART, J.J. & CORRIGAN, S. & YANG, L. & NAYLOR, G.J.P. (2015):** Rediscovery

of the Threatened River Sharks, *Glyphis garricki* and *G. glyphis*, in Papua New Guinea. *PLoS ONE*, 10 (10): e0140075 <http://dx.doi.org/10.1371/journal.pone.0140075>

WHITE, W.T. & KAWAUCHI, J. & CORRIGAN, S. & ROCHEL, E. & NAYLOR, G.J.P. (2015): Redescription of the eagle rays *Myliobatis hamlyni* Ogilby, 1911 and *M. tobijeji* Bleeker, 1854 (Myliobatiformes: Myliobatidae) from the East Indo-West Pacific. *Zootaxa*, 3948 (3): 521-548 <http://dx.doi.org/10.11646/zootaxa.3948.3.7>

WHITE, W.T. & VAZ, D.F.B. & HO, H.-C. & EBERT, D.A. & DE CARVALHO, M.R. & CORRIGAN, S. & ROCHEL, E. & DE CARVALHO, M. & TANAKA, S. & NAYLOR, G.J.P. (2015): Redescription of *Scymnodon ichiharai* Yano and Tanaka 1984 (Squaliformes: Somniosidae) from the western North Pacific, with comments on the definition of somniosid genera. *Ichthyological Research*, 62 (2): 213-229 <http://dx.doi.org/10.1007/s10228-014-0430-y>

WHITEHEAD, D.L. & GAUTHIER, A.R. & MU, E.W. & BENNETT, M.B. & TIBBETTS, I.R. (2015): Morphology of the ampullae of Lorenzini in juvenile freshwater *Carcharhinus leucas*. *Journal of Morphology*, 276 (5): 481-493 <http://dx.doi.org/10.1002/jmor.20355>

WIENERROITHER, R.M. & BJELLAND, O. & BACHMANN, L. & JUNGE, C. (2015): Northernmost record of the little gulper shark *Centrophorus uyato* in the north-eastern Atlantic Ocean, with taxonomical notes on *Centrophorus zeehaani*. *Journal of Fish Biology*, 86 (2): 834-844 <http://dx.doi.org/10.1111/jfb.12602>

WILLEMS, T. & DEPESTELE, J. & DE BACKER, A. & HOSTENS, K. (2015): Ray bycatch in a tropical shrimp fishery: Do Bycatch Reduction Devices and Turtle Excluder Devices effectively exclude rays? *Fisheries Research*, 175: 35-42 <http://dx.doi.org/10.1016/j.fishres.2015.11.009>

WINTER, A. & POMPERT, J. & ARKHIPKIN, A. & BREWIN, P.E. (2015): Interannual variability in the skate assemblage on the South Patagonian shelf and slope. *Journal of Fish Biology*, 87 (6): 1449-1468 <http://dx.doi.org/10.1111/jfb.12850>

WINTER, H.V. & VINK, D. & VAN BEEK, I.J.M. (2015): Pilot study on behaviour of sharks around Saba using acoustic telemetry - Progress report 2014. *Ministry of Economic Affairs, Den Haag, Report number C026/15*

WOOTTON, T.P. & SEPULVEDA, C.A. & WEGNER, N.C. (2015): Gill morphometrics of the thresher sharks (Genus *Alopias*): Correlation of gill dimensions with aerobic demand and environmental oxygen. *Journal of Morphology*, 276 (5): 589-600 <http://dx.doi.org/10.1002/jmor.20369>

XU, X. & QIN, Y. & LUO, G. & HUANG, X. & ZOU, W.-Z. & ZHENG, L. & WANG, J. & SU, Y. (2015): Ontogeny of digestive organs during early developmental stages of the tropical whitespotted bamboo shark, *Chiloscyllium plagiosum* – a histological study. *Marine and Freshwater Behaviour and Physiology*, 48 (4): 253-266 <http://dx.doi.org/10.1080/10236244.2015.1050229>

YAGLIOGLU, D. & DENIZ, T. & GURLEK, M. & ERGUDEN, D. & TURAN, C. (2015): Elasmobranch bycatch in a bottom trawl fishery in the Iskenderun Bay, northeastern Mediterranean. *Cahiers De Biologie Marine*, 56 (3): 237-243

YAMAGUCHI, Y. & TAKAGI, W. & KURAKU, S. & MORIYAMA, S. & BELL, J.D. & SEALEA, A.P. & LERNER, D.T. & GRAU, E.G. & HYODO, S. (2015): Discovery of conventional prolactin from the holocephalan elephant fish, *Callorhynchus milii*. *General and Comparative Endocrinology*, 224: 216-227 <http://dx.doi.org/10.1016/j.ygcen.2015.08.020>

YATES, P.M. & HEUPEL, M.R. & TOBIN, A.J. & MOORE, S.K. & SIMPFENDORFER, C.A. (2015): Diversity in immature-shark communities along a tropical coastline. *Marine and Freshwater Research*, 66 (5): 399-410 <http://dx.doi.org/10.1071/MF14033>

YATES, P.M. & HEUPEL, M.R. & TOBIN, A.J. & SIMPFENDORFER, C.A. (2015): Spatio-Temporal Occurrence Patterns of Young Sharks in Tropical Coastal Waters. *Estuaries and Coasts*, 38 (6): 2019-2030 <http://dx.doi.org/10.1007/s12237-015-9952-4>

YATES, P.M. & HEUPEL, M.R. & TOBIN, A.J. & SIMPFENDORFER, C.A. (2015): Ecological Drivers of Shark Distributions along a Tropical Coastline. *PLoS ONE*, 10 (4): e0121346 <http://dx.doi.org/10.1371/journal.pone.0121346>

YOPAK, K.E. & LISNEY, T.J. & COLLIN, S.P. (2015): Not all sharks are “swimming noses”: variation in olfactory bulb size in cartilaginous fishes. *Brain Structure & Function*, 220 (2): 1127-1143
<http://dx.doi.org/10.1007/s00429-014-0705-0>

ZENETOS, A. & AKEL, E.H.K. & APOSTOLIDIS, C. & BILECENOGLU, M. & BITAR, G. & BUCHET, V. & CHALARI, N. & CORSINI-FOKA, M. & CROCETTA, F. & DOGRAMMATZI, A. & DRAKULIC, M. & FANELLI, G. & GIGLIO, G. & IMSIRIDOU, A. & KAPIRIS, K. & KARACHLE, P.K. & KAVADAS, S. & KONDYLATOS, G. & LEFKADITOU, E. & LIPEJ, L. & MAVRIC, B. & MINOS, G. & MOUSSA, R. & PRATO, E. & PANCUCCI-PAPADOPOULOU, M.A. & RENDA, W. & RIOS, N. & RIZKALLA, S.I. & RUSSO, F. & SERVONNAT, M. & SIAPATIS, A. & SPERONE, E. & THEODOROU, J.A. & TIRALONGO, F. & TZOVENIS, I. (2015): New Mediterranean Biodiversity Records (April 2015). *Mediterranean Marine Science*, 16 (1): 266-284

ZHANG, J. & YANG, B. & YAMAGUCHI, A. & FURUMITSU, K. & ZHANG, B. (2015): Mitochondrial genome of longheaded eagle ray *Aetobatus flagellum* (Chondrichthyes: Myliobatidae). *Mitochondrial DNA*, 26 (5): 76376-4 <http://dx.doi.org/10.3109/19401736.2013.855740>

ZIELONKA, S. & EMPTING, M. & GRZESCHIK, J. & KÖNNING, D. & BARELLE, C.J. & KOLMAR, H. (2015): Structural insights and biomedical potential of IgNAR scaffolds from sharks. *mAbs*, 7 (1): 15-25 <http://dx.doi.org/10.4161/19420862.2015.989032>

3. Database Reports

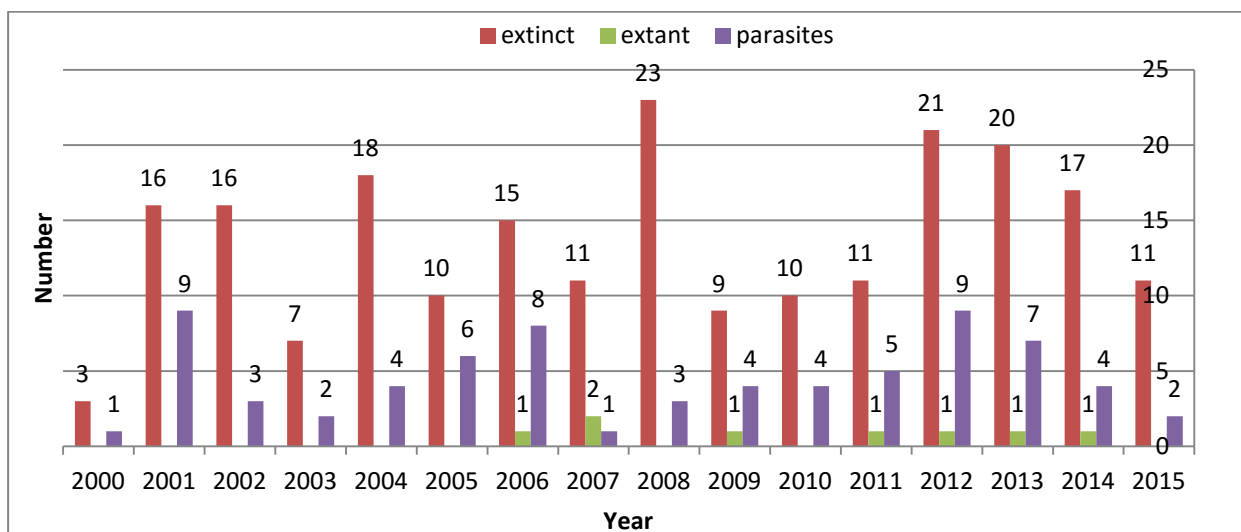
3.1 Statistics

3.1.1 Newly described genera 2000 – 2015

Table 1: Describes extinct, extant and parasite genera in the years 2000 to 2015.

year	extinct	extant	parasites
2000	3		1
2001	16		9
2002	16		3
2003	7		2
2004	18		4
2005	10		6
2006	15	1	8
2007	11	2	1
2008	23		3
2009	9	1	4
2010	10		4
2011	11	1	5
2012	21	1	9
2013	20	1	7
2014	17	1	4
2015	11		2

Figure 1: Barchart showing comparisons of genus descriptions in the three categories extinct, extant, and parasites. Extinct genus descriptions clearly dominate the descriptions record.

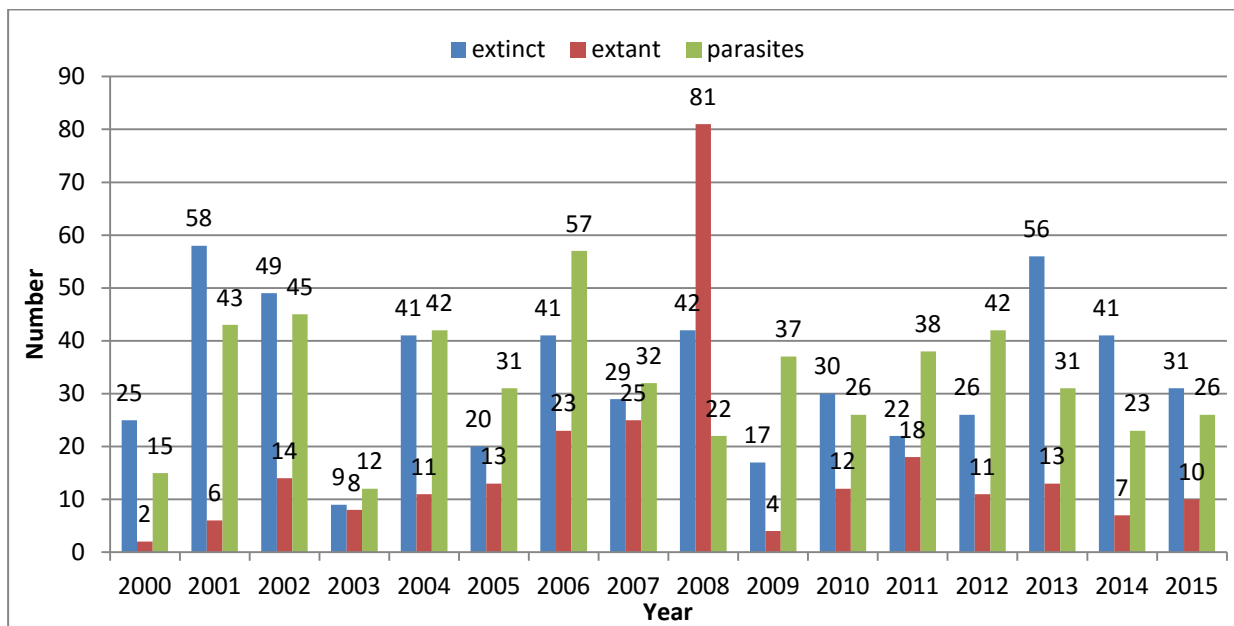


3.1.2 Newly described species 2000 – 2015

Table 2: Describes extinct, extant and parasite species in the years 2000 to 2015.

year	extinct	extant	parasites
2000	25	2	15
2001	58	6	43
2002	49	14	45
2003	9	8	12
2004	41	11	42
2005	20	13	31
2006	41	23	57
2007	29	25	32
2008	42	81	22
2009	17	4	37
2010	30	12	26
2011	22	18	38
2012	26	11	42
2013	56	13	31
2014	41	7	23
2015	31	10	26

Figure 2: Barchart showing comparisons of species descriptions in the three categories extinct, extant, and parasites. Extinct and parasite species descriptions dominate the descriptions record with the exception of the year 2008.



3.1.3 Hot spots (types)

3.1.3.1 Hot spots (types): Summary

Table 3: Summary of collection and specimen numbers of type specimens of Chondrichthyes recorded and described in the years 1990 to 2015.

Year	Number		Without coordinates		Without FAO area	
	# Zoological collection entries	# specimen	# Zoological collection entries	# specimen	# Zoological collection entries	# specimen
1990-1999	409	515	56	59	2	2
2000-2009	1736	1981	119	130	21	29
2010-2015	544	589	118	121	4	4
Total:	2689	3085	293	310	27	35

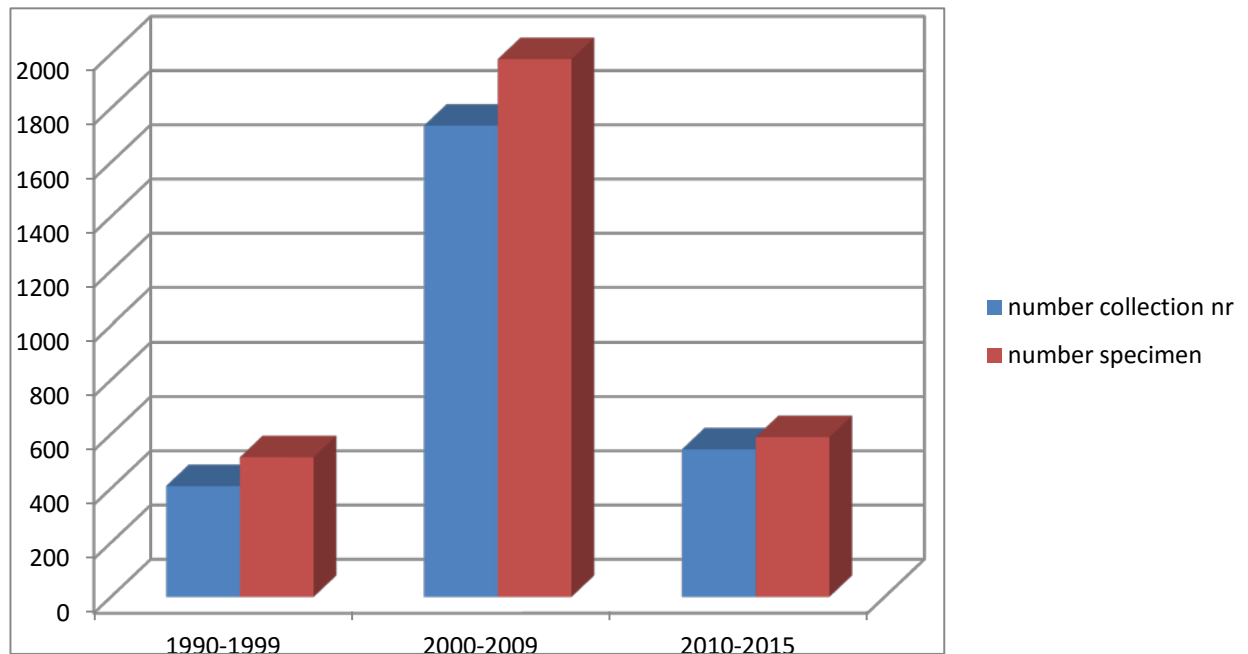


Figure 3: Bar chart comparisons of zoological collection and specimen numbers from the years 1990 to 2015 from newly described extant species. Number of species descriptions peak in the years 2000-2009.

3.1.3.2 Hot spots (types): FAO areas - Map -

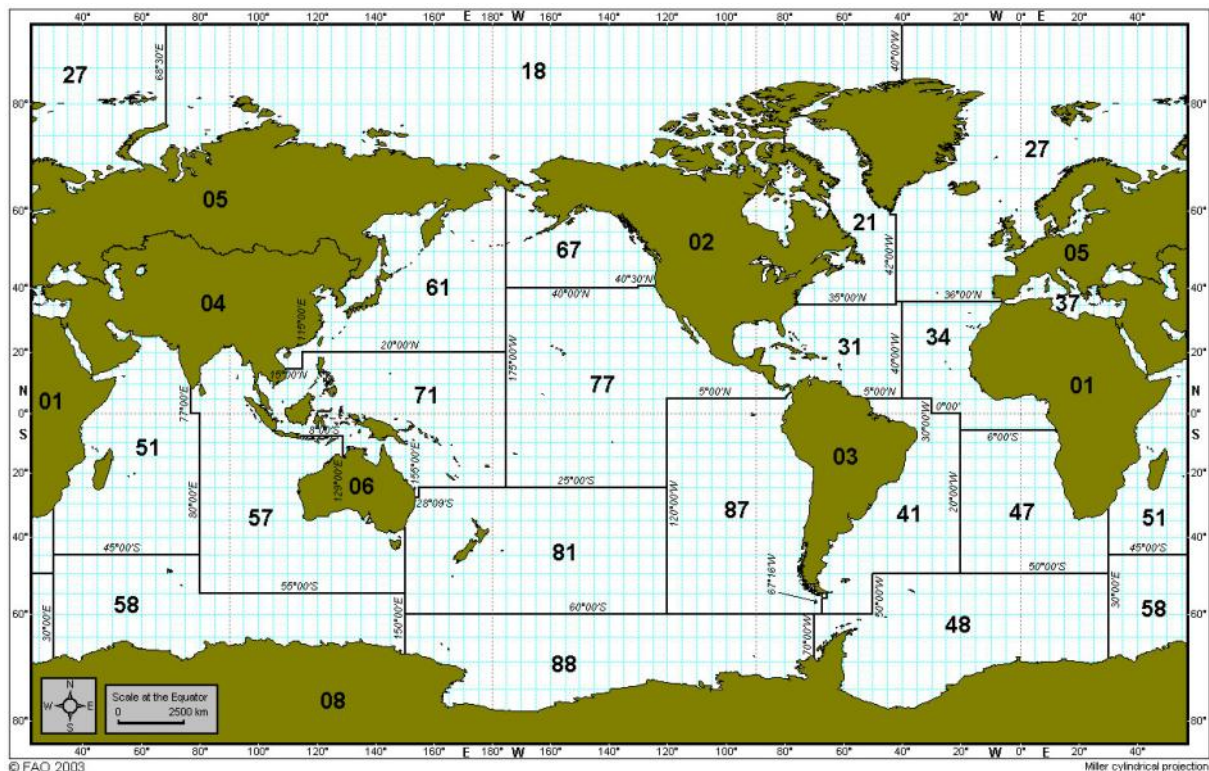


Figure 4: FAO fishing areas of the world's oceans:

Browse FAO Fishing Areas Fact Sheets by list:

- [Area 18 \(Arctic Sea\)](#)
- [Area 21 \(Atlantic, Northwest\)](#)
- [Area 27 \(Atlantic, Northeast\)](#)
- [Area 31 \(Atlantic, Western Central\)](#)
- [Area 34 \(Atlantic, Eastern Central\)](#)
- [Area 37 \(Mediterranean and Black Sea\)](#)
- [Area 41 \(Atlantic, Southwest\)](#)
- [Area 47 \(Atlantic, Southeast\)](#)
- [Area 48 \(Atlantic, Antarctic\)](#)
- [Area 51 \(Indian Ocean, Western\)](#)
- [Area 57 \(Indian Ocean, Eastern\)](#)
- [Area 58 \(Indian Ocean, Antarctic and Southern\)](#)
- [Area 61 \(Pacific, Northwest\)](#)
- [Area 67 \(Pacific, Northeast\)](#)
- [Area 71 \(Pacific, Western Central\)](#)
- [Area 77 \(Pacific, Eastern Central\)](#)
- [Area 81 \(Pacific, Southwest\)](#)
- [Area 87 \(Pacific, Southeast\)](#)
- [Area 88 \(Pacific, Antarctic\)](#)

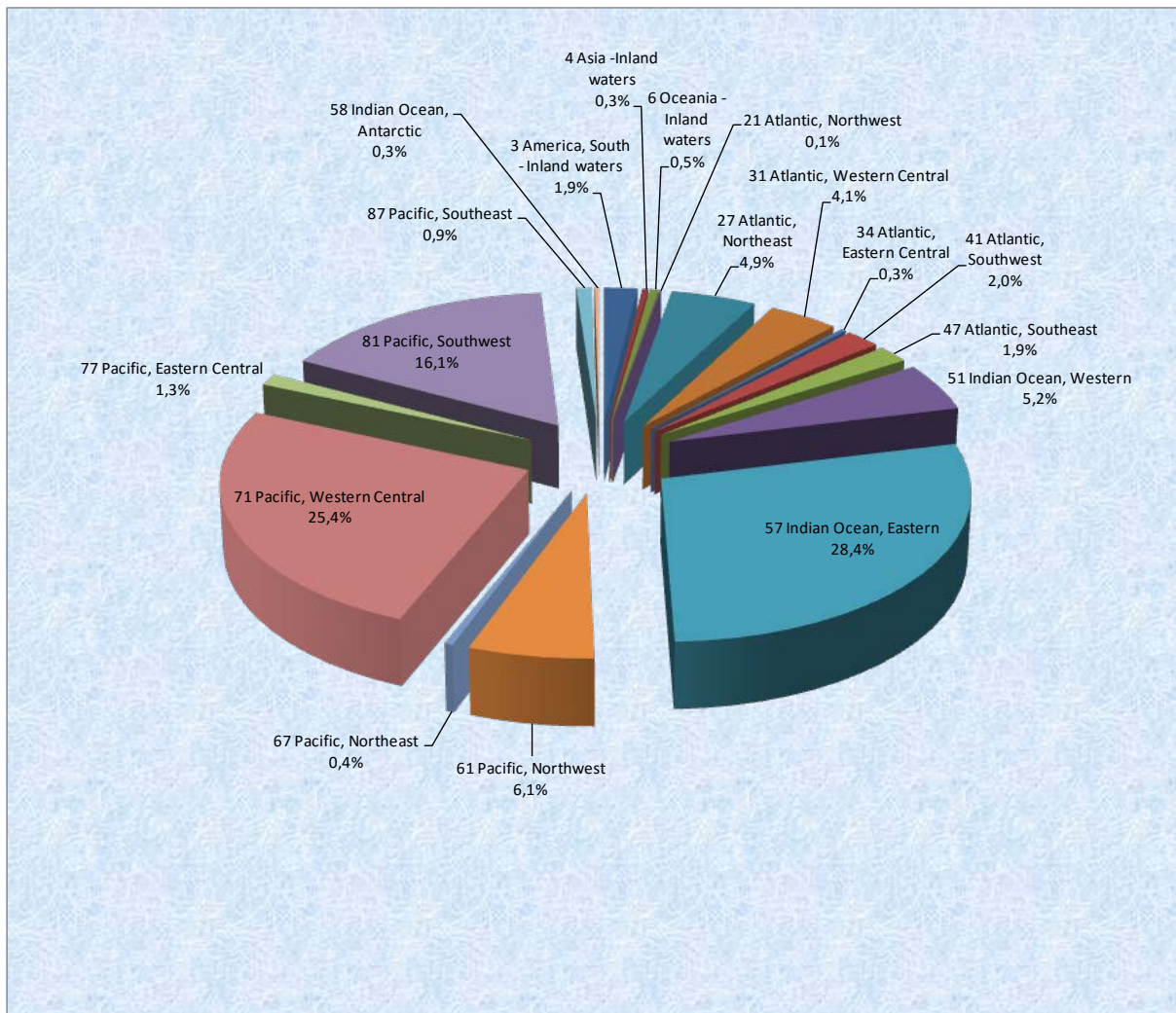
3.1.3.3 Hot spots (types): FAO areas - number of types/specimens/species/FAO area

Table 4: List of zoological collection entries, specimen and species numbers from the years 1990 to 2015 and associated FAO areas.

	nr. of FAO area	FAO area	nr. of collection numbers	nr. of specimen	nr. of species
INLAND WATERS					
	1	Africa - Inland waters	0	0	0
	2	America, North - Inland waters	0	0	0
	3	America, South - Inland waters	51	50	9
	4	Asia -Inland waters	9	9	3
	5	Europe - Inland waters	13	13	1
	6	Oceania - Inland waters	0	0	0
	7	(Former USSR area – Inland waters)	0	0	0
	8	Antarctica - Inland waters	0	0	0
MARINE AREAS					
Atlantic Ocean and adjacent seas	18	Arctic Sea	0	0	0
	21	Atlantic, Northwest	2	4	1
	27	Atlantic, Northeast	131	148	23
	31	Atlantic, Western Central	108	162	13
	34	Atlantic, Eastern Central	8	8	5
	37	Mediterranean and Black Sea	0	0	0
	41	Atlantic, Southwest	54	55	11
	47	Atlantic, Southeast	50	55	20
Indian Ocean	51	Indian Ocean, Western	139	164	38
	57	Indian Ocean, Eastern	755	847	117
Pacific Ocean	61	Pacific, Northwest	162	176	29
	67	Pacific, Northeast	11	24	3
	71	Pacific, Western Central	676	696	95
	77	Pacific, Eastern Central	34	42	8
	81	Pacific, Southwest	428	539	58
	87	Pacific, Southeast	24	51	9
Southern Ocean	48	Atlantic, Antarctic	0	0	0
	58	Indian Ocean, Antarctic	7	7	1
	88	Pacific, Antarctic	0	0	0

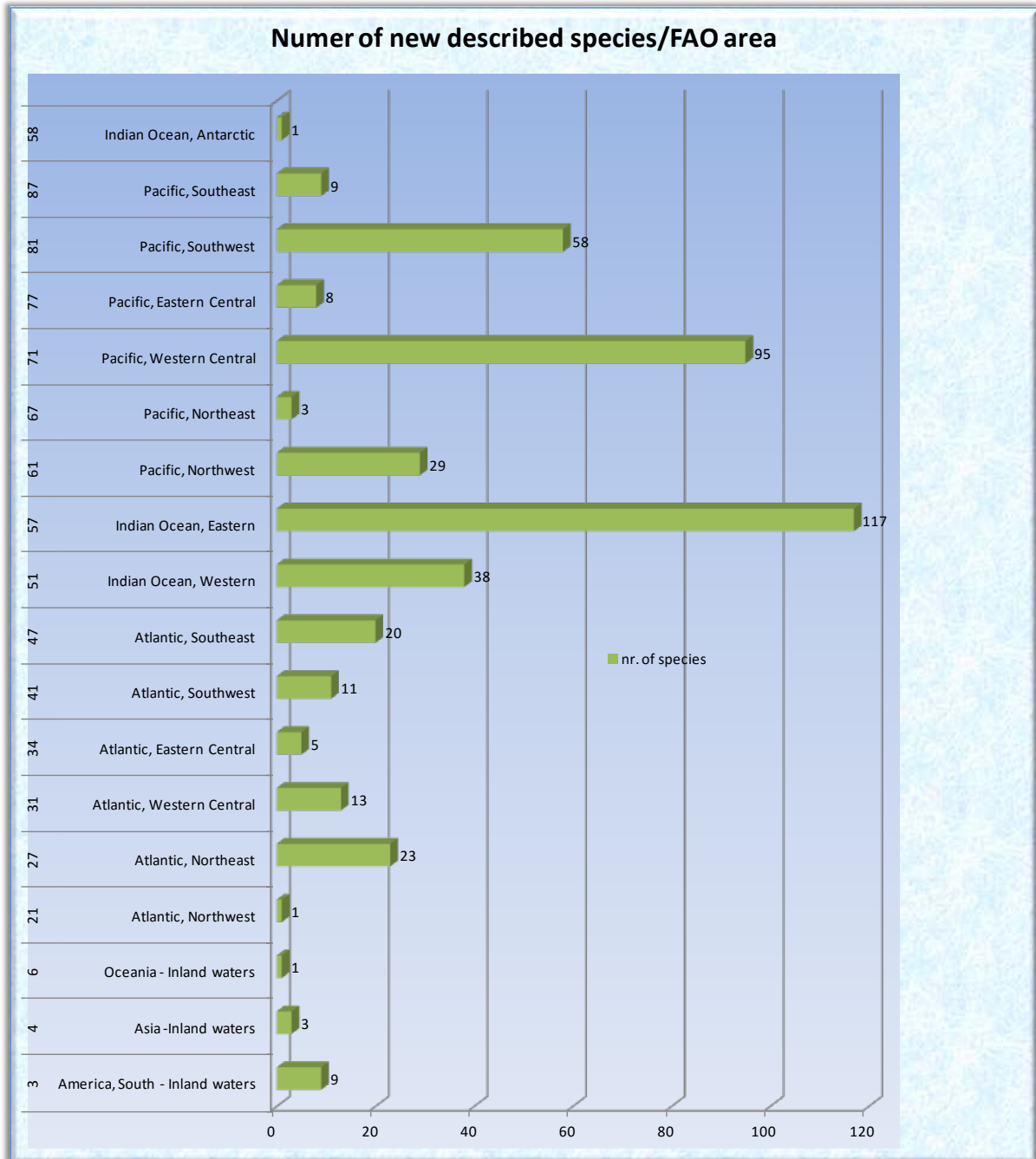
3.1.3.4 Hot spots (types): FAO areas - number of types/FAO area

Figure 5: Piechart showing percentage of all deposited type material from extant species descriptions in associated FAO fishing areas (please see Figure 4 for geographical details).



3.1.3.5 Hot spots (types): FAO areas - number of newly described species/FAO area

Figure 6: Numbers of newly described species and associated FAO fishing areas (please see Figure 4 for geographical explanations). FAO areas 71 (Western Central Pacific and 57 (Eastern Indian Ocean) appear as highly diverse areas.

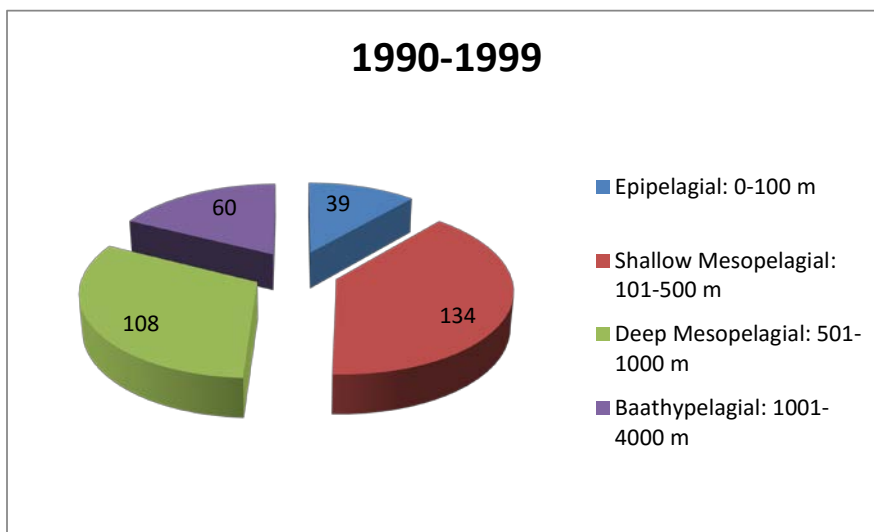


3.1.3.5 Hot spots (types): depth

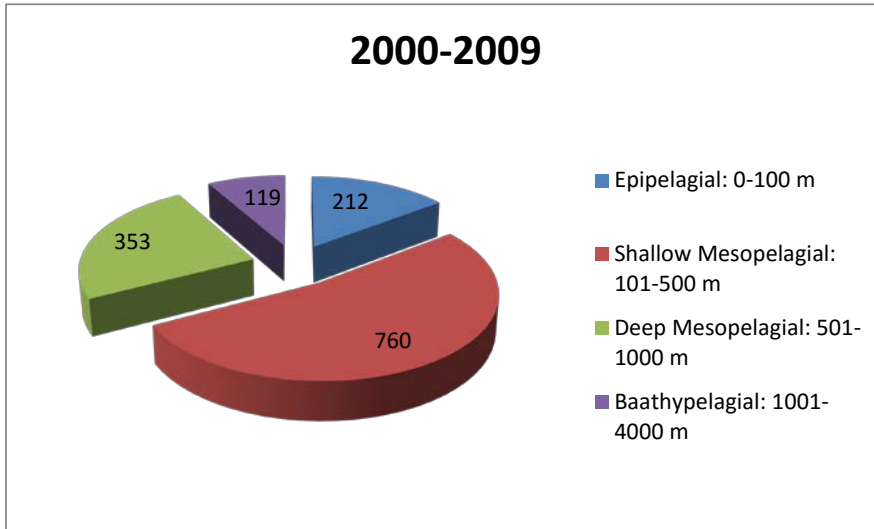
Types/depth	1990-1999	2000-2009	2010-2015	Total	percentage rate
number of types	409	1735	543	2687	
number of types with depth	341	1444	293	2078	77,34%
Epipelagial: 0-100 m	39	212	86	337	16,22%
Shallow Mesopelagial: 101-500 m	134	760	56	950	45,72%
Deep Mesopelagial: 501-1000 m	108	353	78	539	25,94%
Bathypelagial: 1001-4000 m	60	119	73	252	12,13%

Figure 7:

A: distribution of type specimen in bathymetric profiles in the years 1990-1999.



B: distribution of type specimen in bathymetric profiles in the years 2000-2009.



C: distribution of type specimen in bathymetric profiles in the years 2010-2015.

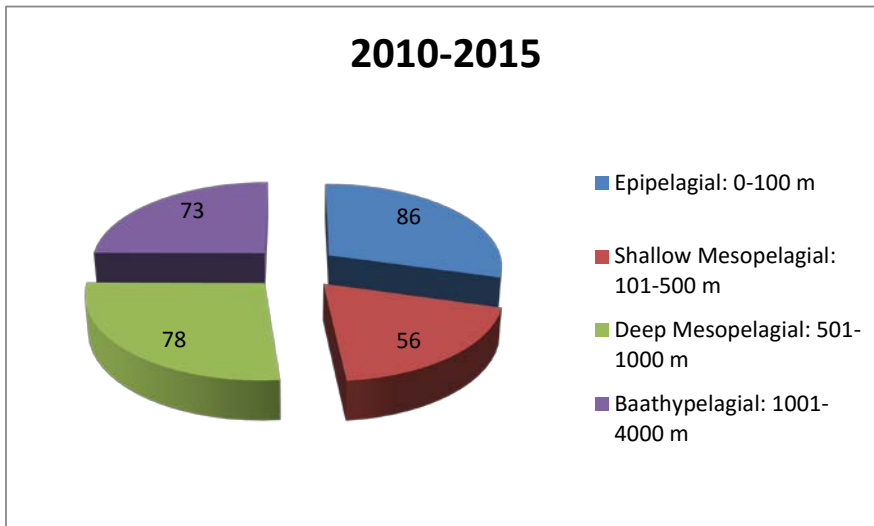
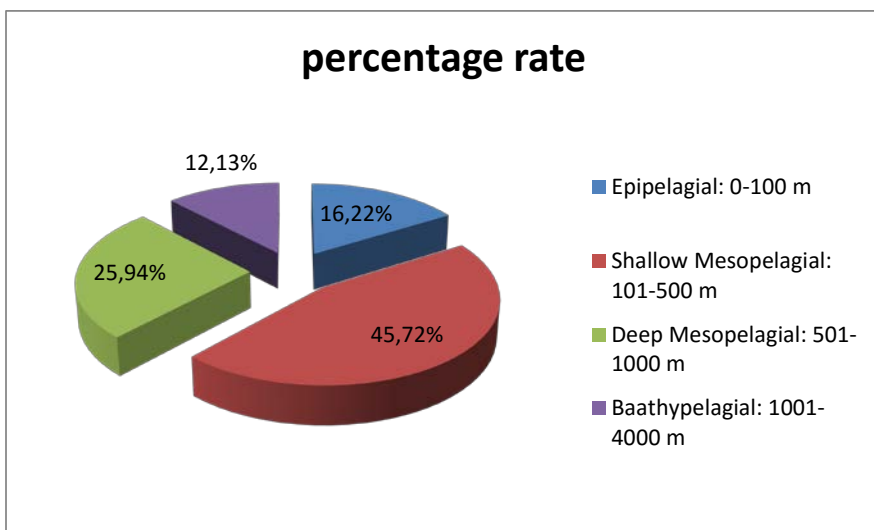



Figure 8: Percentage of type specimen in bathymetric profiles from 1990 to 2015.



3.2 Descriptions of extinct species



THIES, D. & VESPERMANN, J. & SOLCHER, J. (2014): Two new neoselachian sharks (Elasmobranchii, Neoselachii, Synechodontiformes) from the Rhaetian (Late Triassic) of Europe. *Palaeontographica, Abt. A*, 303 (4-6): 137-167

New Genus: *Parascylloides*

New species: *Synechodus seinstedtensis*, *Parascylloides turnerae*

Abstract: Two new Late Triassic shark species (*Synechodus seinstedtensis* sp. nov., *Parascylloides turnerae* gen. nov. sp. nov.) belonging to the extinct order Synechodontiformes DUFFIN & WARD, 1993 (Chondrichthyes, Elasmobranchii, Neoselachii) are described on isolated oral teeth from Rhaetic deposits of North Germany and England. The term "polyhemiaulacorhize" is introduced for the synechodontiform type of root architecture in order to replace the misleading term "pseudopolyaulacorhize". The teeth of *Parascylloides turnerae* gen. nov. sp. nov. were identified previously as symphyseals or parasymphyseals of *Rhomphaiodon minor* (AGASSIZ, 1837). They are considered here as belonging to a different, new species because of their frequency and their morphological differences to other Triassic neoselachian teeth. The teeth of both new species show a triple-layered enameloid microstructure consisting of an external shiny-layered enameloid (SLE), a middle parallel-bundled enameloid (PBE) and an internal tangled-bundled enameloid (TBE). In *Synechodus seinstedtensis* sp. nov. the PBE contains probably radial bundles of apatite cristallites whereas these are lacking in the PBE of *Parascylloides turnerae* gen. nov. sp. nov.. The systematical significance of the presence or absence of radial bundles in the PBE remains unclear.

ANDREEV, P.S. & COATES, M.I. & SHELTON, R.M. & COOPER, P.R. & SMITH, M.P. & SANSOM, I.J. (2015): Upper Ordovician chondrichthyan-like scales from North America. *Palaeontology*, 58 (4): 691–704

New Order: Altholepidiformes

New family: Tezakidae, Altholepididae

New genera: *Tezakia*, *Canyonlepis*

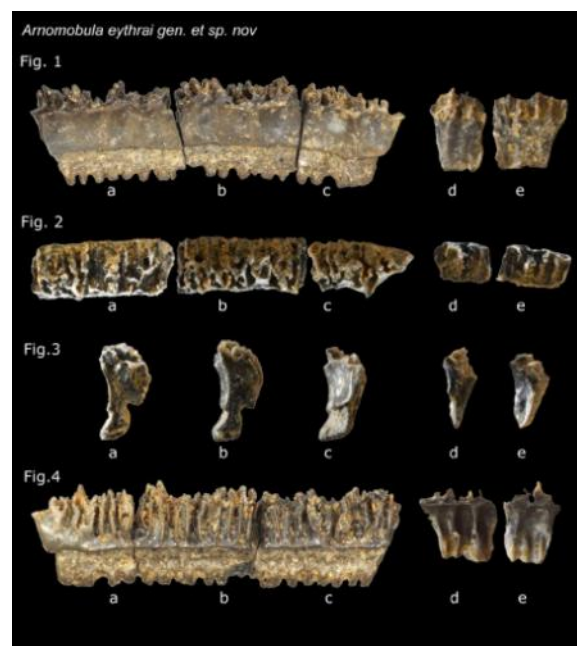
New species: *Tezakia hardingensis*, *Canyonlepis smithae*

Abstract: Studies of Ordovician micromeric fish scales from the Sandbian of North America have identified a number of scale-based taxa potentially referable to the chondrichthyans and therefore can be among the stratigraphically oldest representatives of the clade described to date. Two of these, *Tezakia hardingensis* gen. et sp. nov. and *Canyonlepis smithae* gen. et sp. nov., are formally described herein. *Tezakia* gen. nov. scales are composed exclusively of tubular dentine and possess polyodontocomplex crowns with a characteristically large primordial odontode. Similar scale crown architecture has been reported only in the reputed chondrichthyan *Altholepis composita* (Lower Devonian of Podolia, Ukraine), and on these grounds, the two are united within the newly erected Altholepidiformes ordo nov. Multiple odontocomplexes are also a feature of *Canyonlepis* gen. nov. scale crowns; however, the latter do not demonstrate prominent primordial odontodes and are supported by a base composed of acellular bone. Additional data suggest that both taxa possess a combination of characteristics (areal crown growth, scale symmetry, linear odontocomplex architecture and absence of enamel, osteons, cancellous bone and hard-tissue resorption) previously documented to occur only in chondrichthyan scales. This study contributes to a growing body of evidence that reveals the presence of diverse tissue types (bone, tubular and atubular dentine) and morphogenetic patterns (odontocomplex and non-odontocomplex type of scale crown growth) in the dermal skeleton of putative Ordovician chondrichthyans.

ROELOFS, B. & PLAYTON, T. & BARHAM, M. & TRINAJSTIC, K. (2015): Upper Devonian microvertebrates from the Canning Basin, Western Australia. *Acta Geologica Polonica*, 65 (1): 69-100

New species: *Diademodus dominicus*

Abstract: A diverse microvertebrate fauna is described from the Virgin Hills and Napier formations, Bugle Gap Limestone Canning Basin, Western Australia. Measured sections at Horse Spring and Casey Falls (Virgin Hills Formation) and South Oscar Range (Napier Formation) comprise proximal to distal slope carbonates ranging in age from the Late Devonian Frasnian to middle Famennian. A total of 18 chondrichthyan taxa are identified based on teeth, including the first record of *Thrinacodus tranquilus*, *Cladoides wildungensis*, *Protacrodus serra* and *Lissodus lusavorichi* from the Canning Basin. A new species, *Diademodus dominicus* sp. nov. is also described and provides the first record of this genus outside of Laurussia. In addition, the upper range of *Australolepis seddoni* has been extended to Late Devonian conodont Zone 11, making it the youngest known occurrence for this species. The Virgin Hills and Napier formations microvertebrate faunas show close affinities to faunas recovered from other areas of Gondwana, including eastern Australia, Iran, Morocco and South China, which is consistent with known conodont and trilobite faunas of the same age.

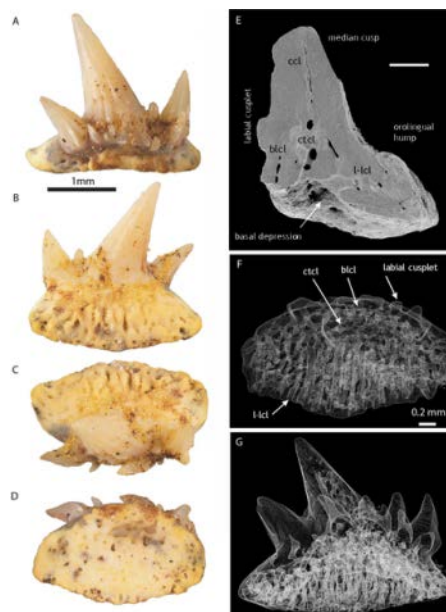


LEDER, R.M. (2015): Fossile Reste von Selachiern und Chimaeren aus dem Muschelschluff und Phosphoritknollenhorizont von Zwenkau bei Leipzig. [Fossil remains of selachiens and chimaera from the Muschelschluff and Phosphoritknollenhorizont of Zwenkau near Leipzig]. *Geologica Saxonia*, 61 (1): 73 – 90

New genera: *Arnomobula*

New species: *Argoubia arnoldmülleri*, *Arnomobula eythrai*, *Scyliorhinus kannenbergi*

Abstract: Fossil remains of selachiens and chimaera from the Muschelschluff and Phosphoritknollenhorizont (Böhlen-Formation) of Zwenkau near Leipzig were described. The findings comprise new taxa or taxa that for the appropriate strata very rare are. Beside the new described genus *Arnomobula* gen. nov., the mobuloid rays *Arnomobula eythrai* gen. et spec. nov. and *Argoubia arnoldmülleri* spec. nov. as well as the scyliorhinid shark *Scyliorhinus kannenbergi* spec. nov. were described and verified as new species. As type horizons the Phosphoritknollenhorizont and Muschelschluff were determined. Beside the first description of oral teeth of the saw shark *Pristiophorus rupeliensis* Steuerbaut & Herman 1987 for the fossil site further pretty rare rostral teeth of the species as well as a fragment of the palatal tooth plate of *Chimaera gosseleti* Winkler 1880 could be described. The fossil samples mirror the faunal progress in a marginal sea at the maximum transgression of the North Sea.



LONG, J.A. & BURROW, C.J. & GINTER, M. & MAISEY, J.G. & TRINAJSTIC, K.M. & COATES, M.I. & YOUNG, G.C. & SENDEN, T.J. (2015): First Shark from the Late Devonian (Frasnian) Gogo Formation, Western Australia Sheds New Light on the Development of Tessellated Calcified Cartilage. *PLoS ONE*, 10 (5): e0126066

New genus: *Gogoselachus*

New species: *Gogoselachus lynnbeazleyae*

Abstract: Background


Living gnathostomes (jawed vertebrates) comprise two divisions, Chondrichthyes (cartilaginous fishes, including euchondrichthyans with prismatic calcified cartilage, and extinct stem chondrichthyans) and Osteichthyes (bony fishes including tetrapods). Most of the early chondrichthyan ('shark') record is based upon isolated teeth, spines, and scales, with the oldest articulated sharks that exhibit major diagnostic characters of the group—prismatic calcified cartilage and pelvic claspers in males—being from the latest Devonian, c. 360 Mya. This paucity of information about early chondrichthyan anatomy is mainly due to their lack of endoskeletal bone and consequent low preservation potential.

Methodology/Principal Findings

Here we present new data from the first well-preserved chondrichthyan fossil from the early Late Devonian (ca. 380–384 Mya) Gogo Formation Lagerstätte of Western Australia. The specimen is the first Devonian shark body fossil to be acid-prepared, revealing the endoskeletal elements as three-dimensional undistorted units: Meckel's cartilages, nasal, ceratohyal, basibranchial and possible epibranchial cartilages, plus left and right scapulocoracoids, as well as teeth and scales. This unique specimen is assigned to *Gogoselachus lynnbeazleyae* n. gen. n. sp.

Conclusions/Significance

The Meckel's cartilages show a jaw articulation surface dominated by an expansive cotylus, and a small mandibular knob, an unusual condition for chondrichthyans. The scapulocoracoid of the new specimen shows evidence of two pectoral fin basal articulation facets, differing from the standard condition for early gnathostomes which have either one or three articulations. The tooth structure is intermediate between the 'primitive' ctenacanthiform and symmoriiform condition, and more derived forms with a euselachian-type base. Of special interest is the highly distinctive type of calcified cartilage forming the endoskeleton, comprising multiple layers of nonprismatic subpolygonal tesserae separated by a cellular matrix, interpreted as a transitional step toward the tessellated prismatic calcified cartilage that is recognized as the main diagnostic character of the chondrichthyans.



REINECKE, T. (2015): Batoids (Rajiformes, Torpediniformes, Myliobatiformes) from the Sülstorf Beds (Chattian, Late Oligocene) of Mecklenburg, northeastern Germany: a revision and description of three new species. *Palaeovertebrata*, 39: e2

New genus: *Oligoraja*

New species: *Raja thiedeii*, *Oligoraja pristina*, *Torpedo chattica*

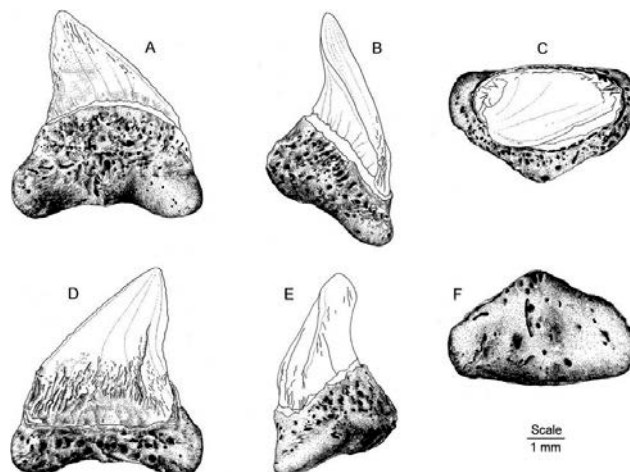
Abstract: Bulk-sampling of fossil-rich tempestites from the Chattian Sülstorf Beds of Mecklenburg, north-eastern Germany, yielded a rich selachian fauna in which batoids predominate by the abundance of teeth but are subordinate by the number of taxa. Thirteen taxa are identified, among which rajiform batoids are the most diverse (six species). One genus and three species are newly described: *Raja thiedeii* sp. nov., *Oligoraja pristina* gen. et sp. nov., and *Torpedo chattica* sp. nov. Two species are reallocated: *Atlantoraja ceciliae* (Sturbaut & Herman, 1978) new comb., and *Dipturus casieri* (Sturbaut & Herman, 1978) new comb. Ontogenetic heterodonty is documented for the first time in the dental pattern of *Myliobatis* sp. Stratigraphical ranges of batoid taxa in the period from Rupelian to Langhian are presented and partly discussed in context with the palaeoclimatic evolution and palaeogeographic situation of the North Sea Basin.



CICIMURRI, D.J. & EBERSOLE, J.A. (2015): Paleocene chimaeroid fishes (Chondrichthyes: Holocephali) from the eastern United States, including two new species of *Callorhynchus*. *PaleoBios*, 32 (1): 1-29

New species: *Callorhynchus phillipsi*, *Callorhynchus alfordi*

Abstract: Isolated tooth plates collected from Paleocene deposits of Alabama, Arkansas, Illinois, Maryland, Mississippi, New Jersey, South Carolina, Texas, and Virginia represent four genera of chimaeroid fishes. *Callorhynchus* is reported in the fossil record of North America for the first time and is represented by material from the Danian (early Paleocene) of Mississippi and the Thanetian (late Paleocene) of Maryland and Virginia. Specimens from both locations are identified as new species, the Danian *C. phillipsi* n. sp. and the Thanetian *C. alfordi* n. sp. New Paleocene *Elasmodus* records from North America include two partial mandibulars belonging to *E. hunteri* from the Thanetian of Maryland, and a nearly complete mandibular from the Danian of New Jersey, tentatively assigned to cf. *Elasmodus* sp. Two species of *Ischyodus* are recognized, *I. dolloi* (Danian and Thanetian) and *I. williamsae* (Danian), but the two species have not been found in the same lithostratigraphic deposits. *Edaphodon mirificus* is known from the Danian of New Jersey and Mississippi, and the genus also occurs in the Thanetian of Virginia.



WELTON, B.J. (2015): A New Species of Late Early Miocene *Cetorhinus* (Lamniformes: Cetorhinidae) from the Astoria Formation of Oregon, and Coeval *Cetorhinus* from Washington and California. *Contributions in Science*, 523: 67–89

New species: *Cetorhinus piersoni*

Abstract: Microphagous lamniforms of the family Cetorhinidae have a significant Cenozoic history in the North Pacific Ocean. The Late Eocene *Keasius taylori* occurs in the Keasey Formation of Oregon, and *K. parvus* may occur in the Oligocene Lincoln Creek Formation of southwestern Washington. The genus *Cetorhinus* has one extant species, *C. maximus*, and a fossil record, including the Middle Miocene *C. huddlestoni* from the middle Round Mountain Silt, Sharktooth Hill Bonebed, California, and *C. maximus* from the Late Miocene through Pleistocene of Oregon and California. An intermediate-sized cetorhinid, *Cetorhinus piersoni*, new species, is named on teeth from the late Early Miocene Astoria Formation from Lincoln County, Oregon, and coeval deposits of the lower Round Mountain Silt from the southeast part of California's San Joaquin Valley. Teeth of *C. piersoni* from California, but not Oregon, occur in association with very small teeth of an as yet undescribed species of *Keasius*. The type series of *C. piersoni* is morphologically diverse, although, many of the adult teeth have low, broadly triangular crowns, large roots, and well-developed root lobes reminiscent of the genus *Alopias*. *Cetorhinus piersoni* may have had a wider range in diet than *C. maximus*, feeding on small fishes as well as plankton. Calcified vertebrae of a small basking shark from a late Early Miocene section of the Astoria Formation in southwestern Washington are described and referred to the genus *Cetorhinus*. These vertebrae differ from those of *Keasius* in being anteroposteriorly elongated, and in having intermedialia with well-developed perforated concentric lamellae and no calcified radii extending outward from the primary double cone or peripheral to the outermost concentric lamellae. The vertebrae come from marine deposits coeval with the Oregon Astoria Formation type locality of *C. piersoni*, but without associated teeth, a specific taxonomic assignment is not possible. The depositional environments represented by the Astoria Formation in Washington and Oregon, and the Round Mountain Silt in California, indicate that *Cetorhinus piersoni*, and *C. huddlestoni* were warm-water nektonic feeders over both deep and shallow waters of the continental shelf.

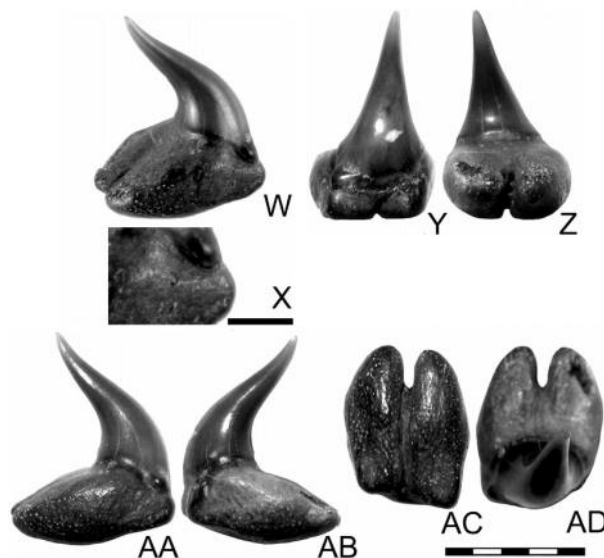


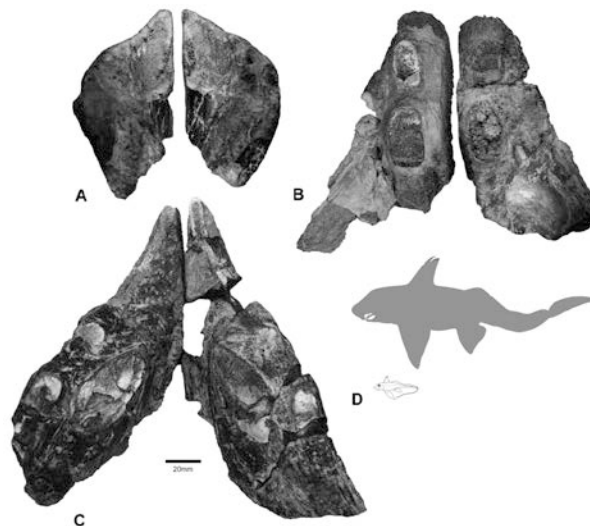
Image: *Pseudomegachasma comanchensis*, comb. nov. (Shimada, 2007), from Upper Cretaceous of the United States, In: SHIMADA, K. & POPOV, E.V. & SIVERSSON, M. & WELTON, B.J. & LONG, D.L. (2015): A new clade of putative plankton-feeding sharks from the Upper Cretaceous of Russia and the United States. *Journal of Vertebrate Paleontology*, 35 (5): e981335

SHIMADA, K. & POPOV, E.V. & SIVERSSON, M. & WELTON, B.J. & LONG, D.L. (2015): A new clade of putative plankton-feeding sharks from the Upper Cretaceous of Russia and the United States. *Journal of Vertebrate Paleontology*, 35 (5): e981335

New subfamily: Johnlonginae

New genus: *Pseudomegachasma*

Abstract: *Eorhincodon casei* from Russia and *Megachasma comanchensis* from the United States are two Cretaceous taxa initially described as putative planktivorous elasmobranchs, but the type specimens of these two taxa were subsequently reinterpreted to represent taphonomically abraded teeth of an odontaspimid, *Johnlongia* Siverson (Lamniformes: Odontaspidae). Here, we redescribe the type materials of '*E. casei*' and '*M. comanchensis*' and describe additional specimens of these species from other Late Cretaceous localities in Russia and the United States. These specimens demonstrate that (1) the two fossil taxa are valid species; (2) they warrant the establishment of a new genus of presumed planktivorous sharks, *Pseudomegachasma*, gen. nov., to accommodate the two species; and (3) the new genus is sister to *Johnlongia* and together constitute a new subfamily Johnlonginae, subfam. nov., tentatively placed in the family Odontaspidae sensu stricto. This taxonomic placement indicates that the putative planktivorous clade was derived from a presumed piscivorous form (*Johnlongia*), with an implication that *Pseudomegachasma*, gen. nov., evolved a plankton-eating habit independent of the four known planktivorous elasmobranch clades (Rhincodontidae, Megachasmidae, Cetorhinidae, and Mobulidae). It also indicates that planktivorous diets evolved independently at least three times in the order Lamniformes (i.e., Megachasmidae, Cetorhinidae, and Odontaspidae), and more significantly, *Pseudomegachasma*, gen. nov., would represent the oldest known plankton-feeding elasmobranch in the fossil record. The present fossil record suggests that *Pseudomegachasma*, gen. nov., evolved in a relatively shallow-water environment in Russia in the early Cenomanian or earlier and subsequently migrated to the North American Western Interior Seaway by the mid-Cenomanian.




GOUIRIC-CAVALLI, S. & CABRERA, D.A. & CIONE, A.L. & O'GORMAN, J.P. & CORIA, R.A. & FERNÁNDEZ, M. (2015): The first record of the chimaeroid genus *Edaphodon* (Chondrichthyes, Holocephali) from Antarctica (Snow Hill Island Formation, Late Cretaceous, James Ross Island). *Journal of Vertebrate Paleontology*, 35 (5): e981128

New genus: *Edaphodon snowhillensis*

Abstract: A new species of an edaphodontid holocephalian, *Edaphodon snowhillensis*, sp. nov., is described based on a complete dentition collected in the late Campanian Herbert Sound Member of the Snow Hill Island Formation of James Ross Island, Antarctica. The dentition consists of paired vomerine, mandibular, and palatine tooth plates, which are almost completely preserved. The new species is characterized by a unique character combination out of which the presence of a subquadrangular vomerine tooth plate and a horse-hoof-shaped anterior outer tritor in the mandibular tooth plates appear to be unique characters among the edaphodontids. *Edaphodon snowhillensis*, sp. nov., represents the most complete dentition of a holocephalian fish from the Southern Hemisphere and the earliest record of the genus *Edaphodon* from the Antarctic continent and the Weddellian

Biogeographic Province. Also, *E. snowhillensis*, sp. nov., is the southernmost specimen of this genus and according to the size of the tooth plates is one of the largest chimaeroid fish known.



Safrodus tozeri nov.sp., copyright by Martha Koot

KOOT, M.B. & CUNY, G. & ORCHARD, M.J. & RICHOSZ, S. & HART, M.B. & TWITCHETT, R.J. (2015): New hybodontiform and neoselachian sharks from the Lower Triassic of Oman. *Journal of Systematic Palaeontology*, 13 (10): 891-917

New genus: *Safrodus*, *Polyfaciodus*

New species: *Omanoselache halli*, *Safrodus tozeri*, *Polyfaciodus pandus*

Abstract: Elasmobranchs are reported for the first time from Lower Triassic deposits in Oman. The well-preserved remains consist of isolated teeth, dermal denticles and fin spines, recovered from conodont residues. The low-palaeolatitude sections consist of Lopingian–Olenekian shallow and pelagic carbonates in exotics, olistoliths and breccia blocks that have been redeposited in younger allochthonous strata of the Hawasina Basin throughout the Oman Mountains at Jabal Safra (olistoliths within the Jurassic Guwayza Formation, Olenekian), as well as at Wadi Alwa (exotic Alwa Formation, Lopingian–Olenekian) and Wadi Wasit Block (slope breccia in the Al Jil Formation, Induan), both of which occur in the Ba'id region. The recovered fauna contains a small number of pre-existing genera, but is mainly composed of new hybodont and neoselachian taxa. They are identified as: *Omanoselache halli* Koot & Cuny sp. nov., cf. *Omanoselache* sp., *Safrodus tozeri* Koot & Cuny gen. et sp. nov. and *Polyfaciodus pandus* Koot & Cuny gen. et sp. nov., based on the majority of the recovered dental remains. Spine fragments are identified as cf. *Amelacanthus* sp. This fauna represents the second published record of neoselachian teeth from the Induan and the most extensive record from the Lower Triassic in terms of abundance and diversity. The fauna is dominated by Neoselachii, whereas other Early Triassic faunas are hybodont-dominated, and histological study of the neoselachian enameloid significantly adds to our knowledge of the early stages of their evolution. All described taxa are new to the Oman fossil record and that of western Neotethys, apart from *Omanoselache* and *Amelacanthus*, which have been recognized from Wordian deposits, and *Omanoselache* is the second genus from Oman known to have survived the late Permian mass extinction. The level of faunal diversity recognized here is comparable to other Early Triassic faunas but is much reduced compared to the Wordian pre-extinctions fauna.



REINECKE, T. & VON DER HOCHT, F. & DUFRANG, L. (2015): Fossil basking shark of the genus *Keasius* (Lamniforme, Cetorhynchidae) from the boreal North Sea Basin and Upper Rhine Graben: evolution of dental characteristics from the Oligocene to late Middle Miocene and description of two new species. *Palaeontos*, 28: 60 text-pages (incl. 24 text-figs and 2 tables).

New species: *Keasius septemtrionalis*, *Keasius rhenanus*

Abstract: Basking sharks of the extinct genus *Keasius* Welton, 2013 occurred widespread during the Oligocene and Early to Middle Miocene in marine environments of the North Sea Basin, Upper Rhine Graben, Paratethys and adjacent regions. These sharks were equipped with a gill raker apparatus for filter-feeding (elongate modified denticles attached to the gill arches), and a heterodont dentition suitable for grasping/tearing small-sized prey. We have studied a comprehensive collection of teeth and gill rakers from 45 locations (quarries, borings, temporary excavations) in Rupelian to Serravallian deposits. Two new species are described: *Keasius septemtrionalis* sp. nov. from the early/middle Chattian Sülstorf Beds, Mecklenburg, northeastern Germany, and *Keasius rhenanus* sp. nov. from the late Burdigalian Lower Mica Finesand Formation, Lower Saxony, northern Germany. This study allows to document and interpret for the first time variations due to heterodonty in the dental morphology of *Keasius parvus* (Leriche, 1908) by means of abundant teeth collected from the Rupelian Alzey Formation, Mainz Basin, western Germany, and the Rupelian Boom Clay Formation, northern Belgium. Artificial tooth sets characterized by dignathic and disjunct-monognathic heterodonty, based on the „lamnoid tooth pattern“, are proposed for the three Oligo-Miocene species of *Keasius* and compared with reconstructed dentitions of the Late Eocene *Keasius taylori* proposed by Welton (2013).


SUZUKI, H. (2015): A new genus of the Family Dalatiidae (Chondrichthyes: Elasmobranchii) from the Miocene of Japan. *Journal of Fossil Research*, 47 (2): 41-47

New genus: *Squaliomicrus*

New species: *Squaliomicrus sanadaensis*

Abstract: A new genus and species of a squaliform shark (Chondrichthyes: Elasmobranchii) *Squaliomicrus sanadaensis* gen. et sp. nov. is described. On the basis of one specimen, a fossil shark tooth discovered in the Middle Miocene Iseyama Formation (Northern Fossa Magna Region) in Ueda City, Nagano Prefecture, central Japan, *Squaliomicrus* differs markedly from related genera *Dalatius* Rafinesque 1810, *Euprotomicrus* Gill 1864, *Isistius* Gill 1864, *Squaliolus* Smith and Radcliffe 1912, *Acrosqualiolus* Adnet 2000, *Eosqualiolus* Adnet 2000, *Squaliodalatius* Adnet, Cappetta and Reynders 2006 and *Angoumeius* Adnet, Cappetta and Reynders 2006 in the Family Dalatiidae and in the Squaliformes incertae familiae by the following lower tooth characters: tooth width larger than height, present upper axial foramen, absent basal notch, distal apron reaching the basal end, present median labial hollow with groove situated inside, and a distinct distal depression presents on the labial face. Judging from these differences in dental characters, this specimen is regarded as probably an

undescribed species. This paper constitutes the first discovery and description of the new genus *Squaliomicrus* belonging to the Family Dalatiidae in the Miocene of Japan.



CARRILLO-BRICEÑO, J.D. & MAXWELL, E. & AGUILERA, O.A. & SÁNCHEZ, R. & SÁNCHEZ-VILLAGRA, M.R. (2015): Sawfishes and Other Elasmobranch Assemblages from the Mio-Pliocene of the South Caribbean (Urumaco Sequence, Northwestern Venezuela). *PLoS ONE*, 10 (10): e0139230

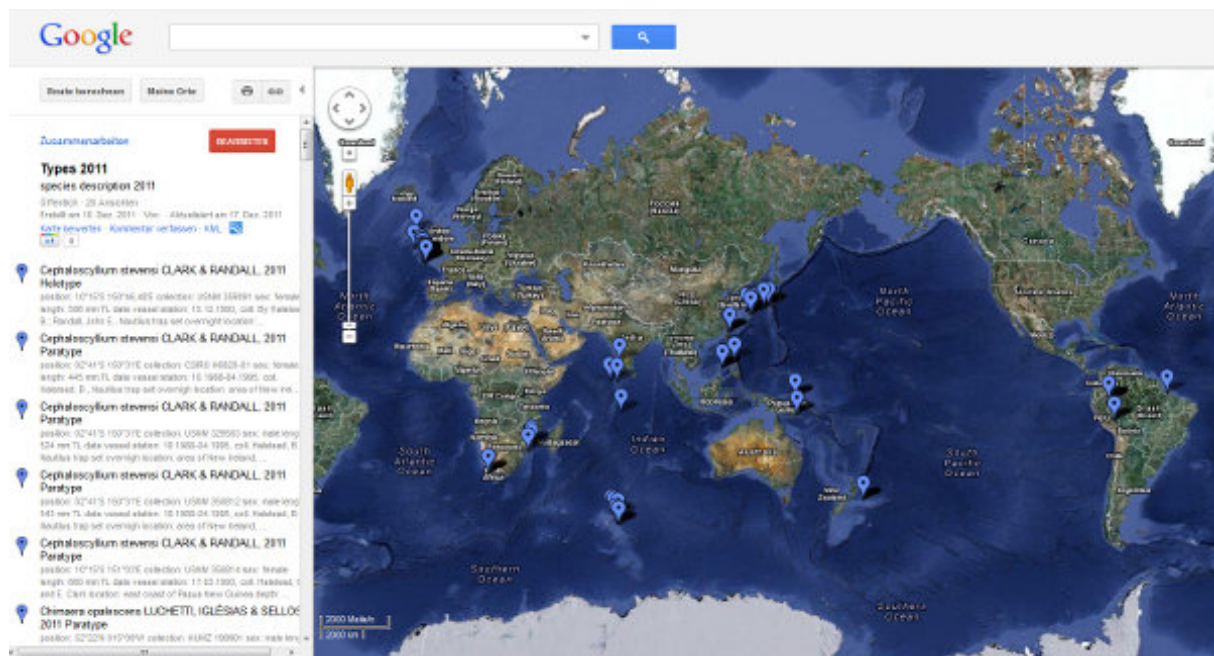
New species: *Carcharhinus caquetius*

Abstract: The Urumaco stratigraphic sequence, western Venezuela, preserves a variety of paleoenvironments that include terrestrial, riverine, lacustrine and marine facies. A wide range of fossil vertebrates associated with these facies supports the hypothesis of an estuary in that geographic area connected with a hydrographic system that flowed from western Amazonia up to the Proto-Caribbean Sea during the Miocene. Here the elasmobranch assemblages of the middle Miocene to middle Pliocene section of the Urumaco sequence (Socorro, Urumaco and Codore formations) are described. Based on new findings, we document at least 21 taxa of the Lamniformes, Carcharhiniformes, Myliobatiformes and Rajiformes, and describe a new carcharhiniform species (†*Carcharhinus caquetius* sp. nov.). Moreover, the Urumaco Formation has a high number of well-preserved fossil *Pristis* rostra, for which we provide a detailed taxonomic revision, and referral in the context of the global Miocene record of *Pristis* as well as extant species. Using the habitat preference of the living representatives, we hypothesize that the fossil chondrichthyan assemblages from the Urumaco sequence are evidence for marine shallow waters and estuarine habitats.

3.3 Descriptions of extant species

Types in Google map

(<http://maps.google.com/maps/ms?msa=0&msid=217824177182325311271.0004b3bc714004039f92e&hl=de&ie=UTF8&ll=3.123195,53.281417&spn=106.420277,253.202833&t=h&vpsrc=6&source=embed>)




FAHMI & WHITE, W.T. (2015): *Atelomycterus erdmanni*, a new species of catshark (Scyliorhinidae: Carcharhiniformes) from Indonesia. *Journal of the Ocean Science Foundation*, 14: 14-27

New species: *Atelomycterus erdmanni*

Abstract: A new species of catshark of the genus *Atelomycterus* is described from eastern Indonesia based on two type specimens. *Atelomycterus erdmanni* is closely related to *A. baliensis* and *A. marmoratus*, being sympatric with the latter. It differs from these two species in coloration, external


morphology, meristics and clasper morphology. *Atelomycterus erdmanni* differs from *A. baliensis* in having white spots present over the body (vs. white spots absent), a larger first dorsal fin, paired fins closer together, and pelvic fin farther apart from the ventral caudal-fin origin. It differs from *A. marmoratus* in having far less numerous white spotting, a larger first dorsal fin, and the clasper glans about half length of clasper outer margin (vs. less than half length of outer margin). Its status was also confirmed by genetic analysis with comparison of the mitochondrial cytochrome c oxidase subunit 1 (CO1) genetic marker utilised in DNA barcoding producing a genetic divergence of 4.8% and 5.3% between the new species and its closest congeners, *A. baliensis* and *A. marmoratus*, respectively.



EBERT, D.A. & HAAS, D.L. & DE CARVALHO, M.R. (2015): *Tetronarce cowleyi*, sp. nov., a new species of electric ray from southern Africa (Chondrichthyes: Torpediniformes: Torpedinidae). *Zootaxa*, 3936 (2): 237–250

New species: *Tetronarce cowleyi*

Abstract: A new species of torpedo ray, *Tetronarce cowleyi*, sp. nov., is described from specimens collected from the southeastern Atlantic Ocean. The new species is placed in the genus *Tetronarce* based on a uniform dorsal coloration and absence of papillae around the spiracles. The new species is distinguished from its closest congeners, the North Atlantic *Tetronarce nobiliana* Bonnaparte, 1835, and southwestern Atlantic *Tetronarce puelcha* Lahille, 1926, by a combination of morphological characteristics including a shorter spiracular length, a proportionally greater head length as measured between snout margin and fifth gill openings, a proportionally greater preoral snout length, a uniform shiny black or dark gray dorsal surface, lacking any prominent markings, and a creamy white ventral color with dark edges in juveniles but fading with growth. *Tetronarce cowleyi*, sp. nov., is further distinguished from *T. nobiliana* by its more circular anterior disc shape (vs. relatively straight in *T. nobiliana*), fewer tooth rows (32/28 vs. 38–53/38–52 in *T. nobiliana*), greater mouth width (1.5–1.7 times as great as interorbital width vs. 0.5–0.6 times interorbital width in *T. nobiliana*), smaller distance between second dorsal and caudal fins (3.5–4.9% vs. 6.6–6.8% in *T. nobiliana*), and a clasper length extending nearly to lower caudal fin origin (claspers in *T. nobiliana* that extend only two-thirds distance between second dorsal and caudal fins). *Tetronarce cowleyi*, sp. nov., is known from Walvis Bay, Namibia to Algoa Bay, Eastern Cape, South Africa, at depths of 110 to 457 m



SOARES, K.D.A. & GADIG, O.F.B. & GOMES, U.L. (2015): *Scyliorhinus ugoi*, a new species of catshark from Brazil (Chondrichthyes: Carcharhiniformes: Scyliorhinidae). *Zootaxa*, 3937 (2): 347–361

New species: *Scyliorhinus ugoi*

Abstract: A new species of catshark (Carcharhiniformes, Scyliorhinidae), *Scyliorhinus ugoi* sp. nov., is described from off Northeastern and Southeastern Brazil. The new species is closest to the *Scyliorhinus haeckelii/besnardi* group and *S. hesperius* but differs in background coloration, head width, sexual maturity, and in cranial and body proportions.



DEL MORAL-FLORES, L.F. & ANGULO, A. & LÓPEZ, M.I. & BUSSING, W.A. (2015): Nueva especie del género *Urobatis* (Myliobatiformes: Urotrygonidae) del Pacífico oriental tropical. *International Journal of Tropical Biology and Conservation*, 63 (2): 501-514

New species: *Urobatis pardalis*

Abstract: A new species of *Urobatis* (Myliobatiformes: Urotrygonidae) from the tropical Eastern Pacific. A new species of round stingray, *Urobatis pardalis* sp. nov., is described from material collected in the Pacific coast of Costa Rica. This new species differs from its congeners by the color

pattern of the dorsal surface and by several proportional measurements. A key to all species of the genus is provided.



DEL MORAL-FLORES, L.F. & RAMÍREZ-ANTONIO, E. & ANGULO, A. & PÉREZ-PONCE DE LEÓN, G. (2015): *Ginglymostoma unami* sp. nov. (Chondrichthyes: Orectolobiformes: Ginglymostomatidae): una especie nueva de tiburón gata del Pacífico oriental tropical. *Revista Mexicana de Biodiversidad*, 86: 48-58

New species: *Ginglymostoma unami*

Abstract: A new species of shark belonging to the family Ginglymostomatidae is herein described; the new species show a wide distribution in the Tropical Eastern Pacific, where it is endemic.

Ginglymostoma unami sp. nov. was previously recognized as *G. cirratum* exhibiting an ampho-American distribution; however that species is now considered to be restricted to the Atlantic Ocean.

Ginglymostoma unami sp. nov. can be readily distinguished from *G. cirratum* by comparing several meristic characters such as the distance between the prebranchial and interdorsal regions, and that between posterior end of the second dorsal fin and the beginning of the caudal lobe, both being shorter; the new species also differs by the position of the insertion of the first dorsal fin with regard to the pelvic fins and in the form and number of keels on the dermal denticles and teeth morphology.



WHITE, W.T. & KAWAUCHI, J. & CORRIGAN, S. & ROCHEL, E. & NAYLOR, G.J.P. (2015): Redescription of the eagle rays *Myliobatis hamlyni* Ogilby, 1911 and *M. tobijeii* Bleeker, 1854 (Myliobatiformes: Myliobatidae) from the East Indo-West Pacific. *Zootaxa*, 3948 (3): 521–548

Abstract: The eagle rays *Myliobatis hamlyni* Ogilby, 1911 and *Myliobatis tobijeii* Bleeker, 1854 are redescribed based on museum specimens and new material from Australia, Indonesia, the Philippines, Taiwan and Japan. These two species are closely related to *Myliobatis aquila* (L.) from the eastern Atlantic and can be distinguished from each other by a combination of their coloration, meristics, depth preferences and subtle morphometric characters. *Myliobatis hamlyni* was previously considered to be an Australian endemic, but its distribution is herein extended northward to Taiwan and Okinawa. *Myliobatis tobijeii* was considered to occur southwards from Japan to Indonesia, but its distribution is herein restricted to the western North Pacific, primarily Japan.




WEIGMANN, S. & STEHMANN, M.F.W. & THIEL, R. (2015): *Okamejei ornata* n. sp., a new deep-water skate (Elasmobranchii, Rajidae) from the northwestern Indian Ocean off Socotra Islands. *Deep Sea Research Part II: Topical Studies in Oceanography*, 115: 18-29

New species: *Okamejei ornata*

Abstract: A new species of the Indo-Pacific skate genus *Okamejei* is described based on 10 specimens caught around the Socotra Islands (northwestern Indian Ocean). The type series of *Okamejei ornata* n. sp. was sampled during cruise 17 of RV 'Vityaz' along the deep western Indian Ocean in 1988/89. The new species represents the fifth species of *Okamejei* in the western Indian Ocean and differs from its congeners in having a unique dorsal pattern of variable dark brown spots encircled with beige pigment and arranged into rosettes. The dorsal ground color is ocher, but the

anterior snout is dusky. Compared to congeners in the western Indian Ocean, the new species has a shorter preorbital snout length, a greater orbit diameter, fewer pectoral radials, an intermediate distance between first gill slits, and an intermediate number of upper jaw tooth rows.



EBERT, D.A. & CLERKIN, P.J. (2015): A new species of deep-sea catshark (Scyliorhinidae: *Bythaelurus*) from the southwestern Indian Ocean. *Journal of the Ocean Science Foundation*, 15: 53-63

New species: *Bythaelurus naylori*

Abstract: *Bythaelurus naylori* sp. n. is described based on 41 specimens collected from seamounts in the southwestern Indian Ocean. The new species can be separated from all other *Bythaelurus* species by a combination of distinctly enlarged dermal denticles on the upper caudal-fin margin, lack of papillae on the roof of the mouth and tongue, an anal-fin base length equal to or less than 1.5 times second dorsal-fin base length, and a uniformly plain medium to dark brown body coloration, with light fin edges and a distinct dark dusky-colored snout. No other *Bythaelurus* species has the combination of a caudal crest of prominent, distinctly enlarged, comb-like dermal denticles along the upper caudal margin and lacks oral papillae. *Bythaelurus naylori* sp. n. can be distinguished from its two closest congeners, *B. giddingsi* and *B. lutarius*, by a combination of prominent comb-like dermal denticles along the upper caudal-fin margin, absence of oral papillae, uniform body coloration, and noticeable dark dusky snout; *Bythaelurus giddingsi* has oral papillae present and a variegated color pattern, while *B. lutarius* lacks a caudal crest of enlarged denticles and matures at a much smaller size than the new species.




KASCHNER, C.J. & WEIGMANN, S. & THIEL, R. (2015): *Bythaelurus tenuicephalus* n. sp., a new deep-water catshark (Carcharhiniformes, Scyliorhinidae) from the western Indian Ocean. *Zootaxa*, 4013 (1): 120–138

New species: *Bythaelurus tenuicephalus*

Abstract: A new dwarf deep-water catshark, *Bythaelurus tenuicephalus*, is described based on one adult and one juvenile male specimen from off Tanzania and Mozambique in the western Indian Ocean. The new species differs from its congeners by its slender head and snout, which is only

slightly bell-shaped in dorsoventral view without distinct lateral indentation. All other *Bythaelurus* species have distinctly bell-shaped snouts with a strong lateral indentation anterior to outer nostrils. Compared to its congeners in the western Indian Ocean, *B. tenuicephalus* n. sp. also has broader claspers in adult males (base width 2.1% TL vs. 1.5–1.8% TL). It further differs from *B. clevai* by attaining a smaller maximum size and having a color pattern of fewer and smaller blotches, larger oral papillae, a shorter snout, and broader claspers without knob-like apex and with a smaller envelope and a subtriangular (vs. subrectangular) exorhipidion. Compared to *B. hispidus*, the new species has a longer snout, a longer dorsal-caudal space, broader clasper without knob-like apex, and fewer vertebral centra. In contrast to *B. lutarius*, *B. tenuicephalus* attains a smaller maximum size and has a blotched (vs. largely plain) coloration, numerous (vs. lacking) oral papillae, shorter anterior nasal flaps, a longer caudal fin, a shorter pelvic anal space, and shorter and broader claspers.



VÁSQUEZ, V.E. & EBERT, D.A. & LONG, D.J. (2015): *Etmopterus benchleyi* n. sp., a new lanternshark (Squaliformes: Etmopteridae) from the central eastern Pacific Ocean. *Journal of the Ocean Science Foundation*; 17: 43-55

New species: *Etmopterus benchleyi*

Abstract: A new species of lanternshark, *Etmopterus benchleyi* n. sp., is described from eight specimens collected off the Pacific coast of Central America at depths ranging between 836 and 1443 meters. The new species is placed in the *Etmopterus spinax* clade by a lack of flank markings and the moderately short, slender, hook-like, conical dermal denticles distributed over the body. It can be distinguished from its closest congeners based on a combination of coloration, proportional body measurements, meristic counts, arrangement of dermal denticles, and size at maturity. The dorsal fins of the new species are either similar in size or the second dorsal fin is slightly larger than the first vs. the second dorsal fin distinctly larger than the first in *E. granulosus*, *E. princeps*, and *E. litvinovi*. The pre-oral length is shorter in the new species (6.9–9.0% TL) than in its closest congeners, *E. granulosus* (7.9–11.3% TL) and *E. princeps* (9–10% TL). The tooth count in the lower jaw is higher in *E. benchleyi* (30–36) than in *E. granulosus* (28), but lower than in *E. litvinovi* (40–50) and *E. princeps* (40–50). Photophores in *E. benchleyi* are sparse compared to other etmopterids and difficult to identify due to its uniform black color. This new species is also distinct from other members of the *E. spinax* clade in having dense concentrations of dermal denticles closely surrounding the eyes and gill openings. *E. benchleyi* is the only *Etmopterus* species presently known from the Pacific coast of Central America.

3.4 Parasitology

3.4.1 Research Articles

- BERNOT, J.P. & CAIRA, J.N. & PICKERING, M. (2015):** The dismantling of *Calliobothrium* (Cestoda: Tetraphyllidea) with erection of *Symcallio* n. gen. and description of two new species. *Journal of Parasitology*, 101 (2): 167-181 <http://dx.doi.org/10.1645/14-571.1>
- BURRESON, E.M. & PASSARELLI, J.K. (2015):** A New Species of *Pontobdella* (Hirudinida: Piscicolidae) from California with a Redescription of the Genus *Pontobdella*. *Comparative Parasitology*, 82 (2): 235-239 <http://dx.doi.org/10.1654/4757.1>
- CADWALLADER, H.F. & TURNER, J.R. & OLIVER, S.P. (2015):** Cleaner wrasse forage on ectoparasitic digeneans (phylum Platyhelminthes) that infect pelagic thresher sharks (*Alopias pelagicus*). *Marine Biodiversity*, 45 (4): 613-614 <http://dx.doi.org/10.1007/s12526-014-0290-8>
- CAIRA, J.N. & JENSEN, K. (2015):** Insights on the identities of sharks of the *Rhizoprionodon acutus* (Elasmobranchii: Carcharhiniformes) species complex based on three new species of *Phoreiobothrium* (Cestoda: Onchoproteocephalidea). *Zootaxa*, 4059 (2): 335-350 <http://dx.doi.org/10.11646/zootaxa.4059.2.5>
- DALLARES, S. & PEREZ-DEL-OLMO, A. & CARRASSON, M. & KUCHTA, R. (2015):** Morphological and molecular characterisation of *Ditrachybothrium macrocephalum* Rees, 1959 (Cestoda: Diphyllidea) from *Galeus melastomus* Rafinesque in the Western Mediterranean. *Systematic Parasitology*, 92 (1): 45-55 <http://dx.doi.org/10.1007/s11230-015-9586-8>
- DIPPENAAR, S.M. & JORDAAN, A. (2015):** How females of *Achtheinus* spp. (Pandaridae: Siphonostomatoida) attach to their elasmobranch hosts with notes on their effects on the hosts' fins. *Folia Parasitologica*, 62: 005 <http://dx.doi.org/10.14411/fp.2015.005>
- DIPPENAAR, S.M. & MOLELE, R.A. (2015):** Siphonostomatoid copepods infecting *Squalus acutipinnis* Regan, 1908 off South Africa. *African Journal of Marine Science*, 37 (4): 605-608 <http://dx.doi.org/10.2989/1814232X.2015.1093024>
- GONZÁLEZ-SOLÍS, D. & ALI, A.H. (2015):** Redescription of *Paraleptus chiloscyllii* Yin et Zhang, 1983 (Nematoda: Physalopteridae) from the Arabian carpetshark *Chiloscyllium arabicum* (Chondrichthyes: Hemiscylliidae) off Iraq. *Acta Parasitologica*, 60 (4): 759-766 <http://dx.doi.org/10.1515/ap-2015-0108>
- HASELI, M. & AZAD, S. (2015):** Diphyllidean cestodes from the bigeye houndshark *Iago omanensis* (Norman) (Carcharhiniformes: Triakidae) in the Gulf of Oman, with the description of *Coronocostus ehsanentezarii* sp nov (Echinobothriidae). *Acta Parasitologica*, 60 (2): 308-314 <http://dx.doi.org/10.1515/ap-2015-0043>
- HASELI, M. & PALM, H.W. (2015):** *Dollfusiella qeshmiensis* n. sp (Cestoda: Trypanorhyncha) from the cowtail stingray *Pastinachus sephen* (ForsskAyenl) in the Persian Gulf, with a key to the species of *Dollfusiella* Campbell & Beveridge, 1994. *Systematic Parasitology*, 92 (2): 161-169 <http://dx.doi.org/10.1007/s11230-015-9592-x>
- KODÁDKOVÁ, A. & BARTOŠOVÁ-SOJKOVÁ, P. & HOLZER, A.S. & FIALA, I. (2015):** *Bipteria vetusta* n. sp. - an old parasite in an old host: tracing the origin of myxosporean parasitism in vertebrates. *International Journal for Parasitology*, 45 (4): 269-276 <http://dx.doi.org/10.1016/j.ijpara.2014.12.004>
- LASSO, C.A. & DONASCIMIENTO, C. & MORALES-BETANCOURT, M.A. & LASSO-ALCALA, O.M. (2015):** Parasitism of freshwater stingrays (Potamotrygonidae) by hematophagous catfishes (Vandelliinae). *Ichthyological Exploration of Freshwaters*, 26 (1): 83-86
- MALEKI, L. & MALEK, M. & PALM, H.W. (2015):** Four new species of *Acanthobothrium* van Benden, 1850 (Cestoda: Onchoproteocephalidea) from the guitarfish, *Rhynchobatus* cf. *djiddensis* (Elasmobranchii: Rhynchobatidae), from the Persian Gulf and Gulf of Oman. *Folia Parasitologica*, 62: 012 <http://dx.doi.org/10.14411/fp.2015.012>

- MARQUES, F.P.L. & REYDA, F.B. (2015):** Rhinebothrium jaimeii sp. n. (Eucestoda: Rhinebothriidea: Rhinebothriidae): a new species from Neotropical freshwater stingrays (Potamotrygonidae). *Folia Parasitologica*, 62: 057 <http://dx.doi.org/10.14411/fp.2015.057>
- MENORET, A. & IVANOV, V.A. (2015):** Trypanorhynch cestodes (Eutetrarhynchidae) from batoids along the coast of Argentina, including the description of new species in Dollfusiella Campbell et Beveridge, 1994 and Mecistobothrium Heinz et Dailey, 1974. *Folia Parasitologica*, 62: 058 <http://dx.doi.org/10.14411/fp.2015.058>
- MOKUMO, P.J. & DIPPENAAR, S.M. (2015):** Reports of Kroyeria species collected from South African waters with notes on the host-parasite associations. *African Zoology*, 50 (2): 127-132 <http://dx.doi.org/10.1080/15627020.2015.1021176>
- MONKS, S. & ZARAGOZA-TAPIA, F. & PULIDO-FLORES, G. & VIOLANTE-GONZALEZ, J. (2015):** A New Species of Serendip (Cestoda: Tetrphyllidea: Serendipeidae) in Rhinoptera steindachneri (Chondrichthyes: Myliobatidae) from the Pacific Coast of Mexico. *Comparative Parasitology*, 82 (2): 262-268 <http://dx.doi.org/10.1654/4745.1>
- NAPOLEÃO, S.R. & ANTONUCCI, A.M. & AMORIM, A.F. & TAKEMOTO, R.M. (2015):** Occurrence of Rhinoptercola megacantha (CESTODA, TRYPANORHYNCHA) in new host and new location. *Arquivo Brasileiro de Medicina Veterinária e Zootecnia*, 67 (4): 1175-1177
- NITTA, M. & NAGASAWA, K. (2015):** Heterocotyle chinensis (Monogenea: Monocotylidae) from the Whip Stingray Dasyatis akajei in the Seto Inland Sea, Japan. *Species Diversity*, 20 (1): 89-93 <http://dx.doi.org/10.12782/sd.20.1.089>
- OTA, Y. (2015):** Pigmentation patterns are useful for species identification of third-stage larvae of gnathiids (Crustacea: Isopoda) parasitising coastal elasmobranchs in southern Japan. *Systematic Parasitology*, 90 (3): 269-284 <http://dx.doi.org/10.1007/s11230-015-9548-1>
- PODDUBNAYA, L.G. & HEMMINGSEN, W. & REED, C. & GIBSON, D.I. (2015):** Ultrastructural characteristics of the caeca of basal polyopisthocotylean monogeneans of the families Chimaericolidae and Hexabothriidae parasitic on cartilaginous fishes. *Parasitology Research*, 114 (7): 2599-2610 <http://dx.doi.org/10.1007/s00436-015-4464-5>
- PODDUBNAYA, L.G. & REED, C. & GIBSON, D.I. (2015):** The surface topography of Callorhynchocotyle callorhynchi (Manter, 1955) (Monogenea: Hexabothriidae), a parasite of the holocephalan fish Callorhynchus capensis. *Parasitology Research*, 114 (9): 3393-3399 <http://dx.doi.org/10.1007/s00436-015-4565-1>
- POLLERSPOECK, J. & STRAUBE, N. (2015):** Bibliography database of living/fossil sharks, rays and chimaeras (Chondrichthyes: Elasmobranchii, Holocephali) -Host-Parasites List/Parasite-Hosts List- www.shark-references.com, World Wide Web electronic publication, Version 04/2015 ISSN: 2195-6499 <http://dx.doi.org/10.13140/RG.2.1.3636.6887>
- POLYAKOVA, T.A. (2015):** Description of Echinobothrium typus van Beneden, 1849 (Platyhelminthes: Diphyllidea) from Raja clavata Linnaeus, 1758 (Pisces: Rajidae) in the Black Sea. *Russian Journal of Marine Biology*, 41 (4): 272-278 <http://dx.doi.org/10.1134/S1063074015020091>
- RUHNKE, T.R. & CAIRA, J.N. & COX, A. (2015):** The cestode order Rhinebothriidea no longer family-less: A molecular phylogenetic investigation with erection of two new families and description of eight new species of Anthocephalum. *Zootaxa*, 3904 (1): 51-81 <http://dx.doi.org/10.11646/zootaxa.3904.1.3>
- UTEVSKY, A. & GORDEEV, I. (2015):** New tentacled leech Ceratobdella quadricornuta n. g., n. sp (Hirudinida: Piscicolidae) parasitic on the starry skate Raja georgiana Norman from the Scotia Sea, Antarctica. *Systematic Parasitology*, 91 (3): 203-210 <http://dx.doi.org/10.1007/s11230-015-9570-3>

3.4.2 Species Descriptions: Parasites of Elasmobranchs

RUHNKE, T.R. & CAIRA, J.N. & COX, A. 2015: The cestode order Rhinebothriidea no longer family-less: A molecular phylogenetic investigation with erection of two new families and description of eight new species of *Anthocephalum*. *Zootaxa*, 3904 (1): 51–81

New Family: Escherbothriidae

New species: *Anthocephalum decrisantisorum*, *Anthocephalum healyae*, *Anthocephalum jensenae*, *Anthocephalum mattisi*, *Anthocephalum meadowsi*, *Anthocephalum odonnellae*, *Anthocephalum papefayi*, *Anthocephalum philruschi*

Abstract: The spiral intestines of a total of 30 specimens of 14 species of batoids from around the world were examined for rhinebothriideans. These consisted of *Taeniura grabata*, *Dasyatis margaritella*, and *Dasyatis* sp. from Senegal, *Dasyatis americana* from Florida, *Dasyatis dipterura* and *Dasyatis longa* from México, *Himantura jenkinsii*, *Himantura leoparda*, *Himantura uarnak* 2, *Urogymnus asperrimus* 1, and *Neotrygon kuhlii* 4 from Australia, in addition to *Himantura uarnacoides* and *Neotrygon kuhlii* 1 from Borneo. Each of these hosted one or more species of *Anthocephalum*. Eleven of the cestode species were new to science; four represented described species. In addition, *Urotrygon aspidura* from Costa Rica hosted a species of *Escherbothrium*. Sufficient material was available for formal description of the following eight species of *Anthocephalum*: *A. decrisantisorum* n. sp., *A. healyae* n. sp., *A. jensenae* n. sp., *A. mattisi* n. sp., *A. meadowsi* n. sp., *A. odonnellae* n. sp., *A. papefayi* n. sp., and *A. philruschi* n. sp. These species differ from their nine described congeners in overall size, number of proglottids and marginal loculi, number and arrangement of testes, apical sucker size, arrangement and distribution of vitelline follicles particularly with respect in the post-poral field, and muscularity of the genital pore. The diagnosis of *Anthocephalum* is emended slightly to accommodate these new species. Material of four previously described *Anthocephalum* species, seven of the novel *Anthocephalum* species described here, 3 undescribed *Anthocephalum* species, and the species of *Escherbothrium* was preserved in 95% ethanol and partial 28S rDNA (D1-D3) and complete 18S rDNA sequence data were generated de novo. These data were combined with data from GenBank for *Anthocephalum* cf. *centrurum* (recognized as *A. mattisi* n. sp. below) and 29 species representing 12 other putative rhinebothriidean genera. Phylogenetic analyses using Bayesian Inference and Maximum Likelihood methods were conducted using a total of five representatives of the Lecanicephalidea, Cathetocephalidea and “Tetraphyllidea” as outgroups. The analyses yielded trees that were largely congruent and that supported the existence of four major subgroups of rhinebothriideans. Family designations were established for each of these clades. Echeneibothriidae was elevated from subfamily to family level to accommodate the group consisting of *Echeneibothrium* and *Pseudanthobothrium*; this family is unique in retaining the apical organ (as a myzorhynchus) into adulthood. Rhinebothriidae was elevated from subfamily to family level to accommodate the group consisting of *Rhabdotobothrium*, *Rhinebothrium*, *Rhinebothroides*, *Rhodobothrium*, *Scalithrium* and *Spongiobothrium*. This family is distinctive in its lack of apical suckers and also of a definitive anterior/posterior orientation to the bothridia. Anthocephaliidae n. fam. was established to house *Anthocephalum* and taxa identified as New Genus 1, New Genus 2, and New Genus 4 by previous authors. The bothridia of its members exhibit a conspicuous anterior/posterior orientation signaled by the presence of an apical sucker. In addition, its members bear marginal loculi or one or more rows of facial loculi and vitelline follicles that are usually interrupted by the ovary. Escherbothriidae n. fam. was established to house *Escherbothrium* and the taxon identified as New Genus 3 by previous authors. It most closely resembles Anthocephaliidae but the facial loculi are arranged in columns anteriorly and rows posteriorly, rather than arranged in multiple rows or entirely lacking. A key to the families is also provided.

KODÁDKOVÁ, A. & BARTOŠOVÁ-SOJKOVÁ, P. & HOLZER, A.S. & FIALA, I. 2015: *Bipteria vetusta* n. sp. - an old parasite in an old host: tracing the origin of myxosporean parasitism in vertebrates. *International Journal for Parasitology*, in press

New species: *Bipteria vetusta*

Abstract: Myxosporea (Myxozoa), a group of parasitic Cnidaria, use mostly bony fishes (Teleostei) as intermediate hosts; however, they can also parasitize other vertebrates such as cartilaginous fish (Chondrichthyes). Molecular data of myxosporeans from sharks and rays (Elasmobranchii) revealed these parasites to be one of the most basal representatives in the myxosporean phylogenetic tree,

suggesting their ancient evolutionary history. A new myxosporean species, *Bipteria vetusta* n. sp., was found in the gall bladder of rabbit fish, *Chimaera monstrosa* (Holocephali; Chondrichthyes), and ssrDNA-based phylogeny revealed its basal position within the marine myxosporean lineage. Molecular dating based on ssrDNA analysis suggested the origin of a stem lineage leading to the marine myxosporean lineage at the time of the origin of Chondrichthyes in the Silurian era. The two common lineages of Myxozoa, Myxosporea and Malacosporea, were estimated to have split from their common ancestor in the Cambrian era. Tracing the history of evolution of the "vertebrate host type" character in the context of molecular dating showed that cartilaginous fish represented an ancestral state for all myxosporeans. Teleosts were very likely subsequently parasitized by myxozoans four times, independently. Myxosporean radiation and diversification appear to correlate with intermediate host evolution. The first intermediate hosts of myxosporeans were cartilaginous fish. When bony fish evolved and radiated, myxosporeans switched and adapted to bony fish, and subsequently greatly diversified in this new host niche. We believe that the present study is the first attempt at molecular dating of myxozoan evolution based on an old myxosporean species - a living myxosporean fossil.

OTA, Y. (2015): Pigmentation patterns are useful for species identification of third-stage larvae of gnathiids (Crustacea: Isopoda) parasitising coastal elasmobranchs in southern Japan. *Systematic Parasitology*, 90 (3): 269-284

New species: *Gnathia rufescens*

Abstract: Previous studies from southern Japan reported larval stages of eight gnathiid isopod species parasitising coastal elasmobranchs. Since gnathiid larvae of these different species closely resembled each other, it was necessary to obtain specimens of free-living adult males for identification to the species level. This was achieved by allowing larvae of the final stage to moult into adult males. From these males, specimens of a species new to science were discovered and described here as *Gnathia rufescens* n. sp. The main differentiating characteristics of *G. rufescens* n. sp. are: (i) the apex of pleotelson is oval shaped; (ii) the dorsal sulcus is wide in the posterior part; and (iii) the article 3 of the pylopod is not reduced in the male. Additionally, this paper summarises the specific pigmentation patterns of third-stage larvae of the new species and eight previously described species. Furthermore, host records and host use by the gnathiids were summarised based on data from 158 hosts and over 4,500 gnathiid samples; these are discussed with a focus on host-specificity of the nine gnathiid species studied.

HASELI, M. & AZAD, S. (2015): Diphyllidean cestodes from the bigeye houndshark *Iago omanensis* (Norman) (Carcharhiniformes: Triakidae) in the Gulf of Oman, with the description of *Coronocestus ehsanentezarii* sp. nov. (Echinobothriidae). *Acta Parasitologica*, 60 (2): 308-314

New species: *Coronocestus ehsanentezarii*

Abstract: A new species of *Coronocestus* Caira, Marques, Jensen, Kuchta and Ivanov, 2013 is described from *Iago omanensis* (Norman) from the Gulf of Oman. *Coronocestus ehsanentezarii* sp. nov. differs from *C. musteli* (Pintner, 1889) Caira, Marques, Jensen, Kuchta and Ivanov, 2013 in that its ovary is H- rather than U-shape. The new species is easily distinguished from *C. diamanti* (Ivanov and Lipshitz, 2006) Caira, Marques, Jensen, Kuchta and Ivanov, 2013 by the number of spines per column on the cephalic peduncle (24-36 vs 95-118). It differs from *C. hormozganiense* (Haseli, Malek, Palm and Ivanov, 2012) Caira, Marques, Jensen, Kuchta and Ivanov, 2013 based on a greater number of spines per column on the cephalic peduncle (24-36 vs 18-21). The new species differs from *C. notoguidoi* (Ivanov 1997) Caira, Marques, Jensen, Kuchta and Ivanov, 2013 in that of its scolex is craspedote rather than acraspedote. Unlike *C. coronatum* (Robinson 1959) Caira, Marques, Jensen, Kuchta and Ivanov, 2013, *C. ehsanentezarii* sp. nov. possesses 29-35 rather than 20 apical hooks in each dorso-ventral group. The new species possesses lateral hooklets with two rows (a and b designations) in each cluster. This character had been presented earlier only for *Andocadoncum* Abbott and Caira, 2014. Furthermore, a new locality record is presented for *C. diamanti* from *Iago omanensis* in the Gulf of Oman. Thus, *I. omanensis* certainly hosts two diphyllidean species simultaneously in the Gulf of Oman. The generic diagnosis of *Coronocestus* is also revised to include new data.

UTEVSKY, A. & GORDEEV, I. (2015): New tentacled leech *Ceratobdella quadricornuta* n. g., n. sp. (Hirudinida: Piscicolidae) parasitic on the starry skate *Raja georgiana* Norman from the Scotia Sea, Antarctica. *Systematic Parasitology*, 91 (3): 203-210

New genus: *Ceratobdella*

New species: *Ceratobdella quadricornuta*

Abstract: A new fish leech *Ceratobdella quadricornuta* n. g., n. sp. (Hirudinida: Piscicolidae), a parasite of the Antarctic skate *Raja georgiana* Norman (Rajiformes: Rajidae) collected between the Falkland Islands and South Georgia Island in the Scotia Sea, is described and compared with related genera. *Ceratobdella quadricornuta* is characterised by an uncommon appearance of its anterior sucker bearing four well-developed tentacles and a unique combination of features of the reproductive and digestive systems: crop and intestine equally developed, posterior crop caeca separated; accessory glands, conductive tissue and external copulatory area lacking; common part of ejaculatory ducts (common atrium) voluminous and muscular, male copulatory bursa short, small ovisacs opening into female copulatory bursa (vagina).

MONKS, S. & ZARAGOZA-TAPIA, F. & PULIDO-FLORES, G. & VIOLANTE-GONZALEZ, J. (2015): A New Species of *Serendip* (Cestoda: Tetraphyllidea: Serendipeidae) in *Rhinoptera steindachneri* (Chondrichthyes: Myliobatidae) from the Pacific Coast of Mexico. *Comparative Parasitology*, 82 (2): 262-268

New species: *Serendip danbrooksi*

Abstract: A species of *Serendip* Brooks and Barriga, 1995, *Serendip danbrooksi* n. sp., is described from Mexico as a parasite of *Rhinoptera steindachneri* Evermann and Jenkins, 1891. The new species differs from *Serendip deborahae*, the type and only other known member of the genus, by having bothridia subdivided by 2 septa, 1 simple and 1 bifurcating, rather than 3 septa, 2 simple and 1 bifurcating, and by having 37–61 testes versus 64–116 testes, respectively. In general, *S. danbrooksi* n. sp. is smaller than *S. deborahae* in the number of proglottids (average 77 vs. 150, respectively) and length (maximum length 15.3 mm vs. 60.0 mm, respectively). Clarification of the details of some previously described structures is discussed.

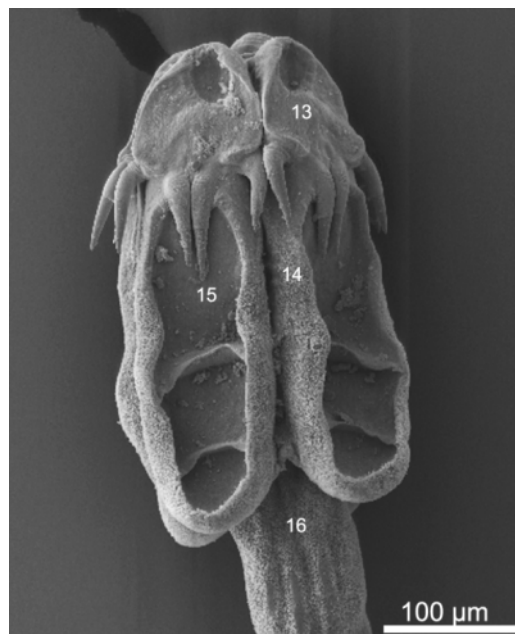


image credit by the authors (Scanning electron micrographs of *Acanthobothrium janineae* sp. n. from *Rhynchobatus* cf. *djiddensis* 1, Scolex)

MALEKI, L. & MALEK, M. & PALM, H.W. (2015): Four new species of *Acanthobothrium* van Benden, 1850 (Cestoda: Onchoproteocephalidea) from the guitarfish, *Rhynchobatus* cf. *djiddensis*

(Elasmobranchii: Rhynchobatidae), from the Persian Gulf and Gulf of Oman. *Folia Parasitologica*, 62: 012


New species: *Acanthobothrium janineae*, *Acanthobothrium fylerae*, *Acanthobothrium asrinae*, *Acanthobothrium jamesi*

Abstract: Four new species of *Acanthobothrium* van Beneden, 1850 are described from guitarfish, *Rhynchobatus* cf. *djiddensis* (Forsskål), collected from the Gulf of Oman and Persian Gulf. *Acanthobothrium janineae* sp. n., a category 1 species, differs from all congeners in category 1 by having a long vagina extending into the vas deferens and different, proglottid and testis number except *Acanthobothrium hypermekkolpos* Fyler et Caira, 2010. *Acanthobothrium fylerae* sp. n., a category 1 species, can be differentiated by a combination of characters including the total length, proglottid and testis number, cirrus sac shape, and the length of the vagina and ovarian lobes. Both new species are similar to *A. hypermekkolpos* reported from *Rhynchobatus laevis* (Bloch et Schneider) from Australia in their scolex proper length, hook size and muscular pad, respectively. *Acanthobothrium asrinae* sp. n., a category 1 species, differs from other category 1 species by the shape of its hooks and the position of the tubercle at the mid-length of the axial prongs; in this respect it resembles *A. bartonae* Campbell et Beveridge, 2002 reported from Australia. *Acanthobothrium jamesi* sp. n. is among six category 1 species with post-ovarian testes. It differs from these species by total length, proglottid and testis number and the extension of the ovarian lobes. Although it is thought that *R. djiddensis* occurs in the region, the identities of the hosts of the newly described *Acanthobothrium* species await verification. There are two forms of host in the region and were designated as *R. cf. djiddensis* 1 and *R. cf. djiddensis* 2. More taxonomic work and the use of molecular techniques are needed to resolve the true identity of the host species.

BURRESON, E.M. & PASSARELLI, J.K. (2015): A New Species of *Pontobdella* (Hirudinida: Piscicolidae) from California with a Redescription of the Genus *Pontobdella*. *Comparative Parasitology*, 82 (2): 235-239

New species: *Pontobdella californiana*

Abstract: *Pontobdella californiana* is described parasitizing California coastal water big skates, *Raja binoculata*, and thornback guitarfish, *Platyrrhinoidis triseriata*. Leeches are large, up to 70 mm in total length. The oral sucker has 2 pairs of linear eyespots and 2 pairs of lateral papillae. The caudal sucker is small and terminal, with a diameter less than maximum body width. Annulus a2 has 4 large conical tubercles dorsally and 4 smaller conical tubercles ventrally. Annuli a1 and a3 have 4 small tubercles dorsally and ventrally and 2 small tubercles laterally for a total of 10 tubercles on each of these annuli.

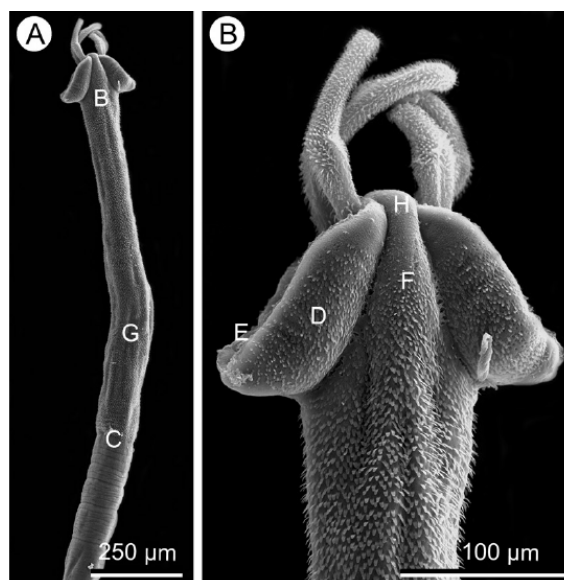


PULIDO-FLORES, G. & MONKS, S. & VIOLANTE-GONZÁLEZ, J. (2015): *Denarycotyle gardneri* n. gen., n. sp (Monogenea: Monocotylidae: Euzetiinae), from the gills of *Rhinoptera steindachneri* (Rhinopteridae) from Acapulco, Guerrero, Mexico. *Revista Mexicana de Biodiversidad*, 86 (3): 582-589

New genus: *Denarycotyle*

New species: *Denarycotyle gardneri*

Abstract: *Denarycotyle gardneri* n. gen., n. sp. (Monogenea: Monocotylidae) is described from the gills of the stingray, *Rhinoptera steindachneri* (Myliobatidae), collected in marine waters off Acapulco, Guerrero, Mexico. The genus is assigned to Euzetiinae because it has a haptor with one centralloculus, one additional loculus on either side of the central loculus and 10 peripheral loculi. However, the genus described herein can be distinguished from *Euzetia*, the only genus currently assigned to Euzetiinae, by the presence of two accessory structures on the dorsal surface of the haptor and hamuli with a sclerotized accessory piece on each hamulus. Specimens of *D. gardneri* n. gen., n. sp. were found on the gills of 4 of 18 individuals of *R. steindachneri* (22%) but were not present on *Rhinobatos glaucostigma* Jordan and Gilbert (1 individual), *Urotrygon rogersi* (Jordan and Starks) (2), *Narcine entemador* Jordan and Starks (3), *Aetobatus narinari* (Euphrasen) (1) or *Dasyatis longa* (Garman) (3). This is the third genus and the fourth species of a monogenean recorded from *Rhinoptera* and the second member of Euzetiinae from Mexico and from the neotropics. Keys to the subfamilies of Monocotylidae and to the species of Euzetiinae, as well as a hypothesis of phylogenetic relationships between Heterocotylinae, Decacotylinae, and Euzetiinae are provided.

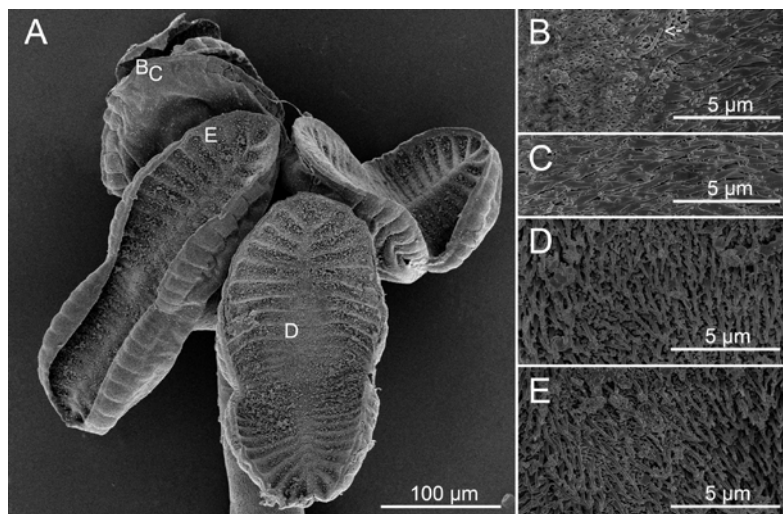


MENORET, A. & IVANOV, V.A. (2015): Trypanorhynch cestodes (Eutetrarhynchidae) from batoids along the coast of Argentina, including the description of new species in *Dollfusiella* Campbell et Beveridge, 1994 and *Mecistobothrium* Heinz et Dailey, 1974. *Folia Parasitologica*, 62: 058

New species: *Dollfusiella acuta*, *Mecistobothrium oblongum*

Abstract: During a recent parasitological survey of elasmobranchs along the coast of Argentina, two new species of eutetrarhynchid cestodes of the genera *Dollfusiella* Campbell et Beveridge, 1994 and *Mecistobothrium* Heinz et Dailey, 1974 were collected from batoids. *Dollfusiella acuta* sp. n. was found in four arhynchobatid skates, i.e. *Sympterygia acuta* Garman (type host), *Sympterygia bonapartii* Müller et Henle, *Atlantoraja castelnaui* (Miranda Ribeiro) and *Atlantoraja platana* (Günther), and *Mecistobothrium oblongum* sp. n. in the eagle ray *Myliobatis goodei* Garman. *Dollfusiella acuta* sp. n. has a tentacular armature consisting of basal rows of uncinata hooks, a distinct basal swelling with uncinata, falcate and bill hooks, and a heteroacanthous metabasal armature with heteromorphous hooks (bothrial uncinata hooks and antibothrial falcate hooks), hooks 1(1') not separated, testes in two columns and an internal seminal vesicle. The

tentacular armature of *M. oblongum* sp. n. is characterised by basal rows of uncinat hooks, a basal swelling with uncinat and falcate hooks, a typical heteroacanthous metabasal armature with heteromorphous hooks (uncinat and falcate to spiniform), and hooks 1(1') separated and of a constant size along the tentacle. It also possesses an elongate scolex, numerous testes arranged in 5-6 irregular columns, and an internal seminal vesicle. The discovery of *M. oblongum* in *M. goodei* represents the first record of species of *Mecistobothrium* in the southwestern Atlantic Ocean. An amended description of *Dollfusiella cortezensis* (Friggens et Duszynski, 2005) is also provided to clarify details of the scolex and tentacular armature. Members of *Dollfusiella* in the southwestern Atlantic are specific to a single host species or to a particular host family, while *M. oblongum* was found in a single host species. Although globally some plerocerci of eutetrarhynchids have been found in teleosts, extensive examination of teleosts off the coast of Argentina suggests that the transmission pathways of these species are exclusively based on invertebrates as intermediate or paratenic hosts.



MARQUES, F.P.L. & REYDA, F.B. (2015): *Rhinebothrium jaime* sp. n. (Eucestoda: Rhinebothriidea: Rhinebothriidae): a new species from Neotropical freshwater stingrays (Potamotrygonidae). *Folia Parasitologica*, 62: 057

New species: *Rhinebothrium jaime*

Abstract: Neotropical freshwater stingrays (Batoidea: Potamotrygonidae) host a diversity of parasites, including some, like their hosts, that are marine-derived. Among the parasites of potamotrygonids, the cestode fauna is the most diverse, with multiple genera having been reported, including genera endemic to the freshwaters of the Neotropics and genera that have cosmopolitan distributions. Recent efforts have been made to document the diversity of cestodes of this host-parasite system and to refine the taxonomy of parasite lineages. The present study contributes to our knowledge of *Rhinebothrium* Linton, 1890, a diverse cosmopolitan genus of rhinebothriidean cestode, with 37 species reported from marine batoids, one species from a freshwater stingray in Borneo and six species from potamotrygonids. *Rhinebothrium jaime* sp. n. is described from two species of potamotrygonids, *Potamotrygon orbignyi* (Castelnau) (type host) and *Potamotrygon scobina* Garman, from Bahía de Marajó of the lower Amazon region. It can be distinguished from most of its marine congeners via multiple attributes, including its possession of two, rather than one, posteriormost loculi on its bothridia and the lomeniform shape of its bothridium that is wider anteriorly. In addition, *R. jaime* sp. n. can be distinguished from the six *Rhinebothrium* species described previously from potamotrygonids based on a unique combination of morphological features. Despite extensive stingray cestode sampling efforts throughout all major Neotropical river systems, we found that unlike most species of potamotrygonid *Rhinebothrium* species, which are widespread, *R. jaime* sp. n. is restricted to the Bahía de Marajó. The discovery of this new species of *Rhinebothrium* in Bahía de Marajó, an area in which potamotrygonids occur sympatrically with some species of euryhaline batoids (e.g. *Dasyatis* spp.) and share some trophic resources, suggest that modern ecological processes may be contributing to the distribution patterns of cestodes infecting potamotrygonids.

CAIRA, J.N. & JENSEN, K. (2015): Insights on the identities of sharks of the *Rhizoprionodon acutus* (Elasmobranchii: Carcharhiniformes) species complex based on three new species of *Phoreiobothrium* (Cestoda: Onchoproteocephalidea). *Zootaxa*, 4059 (2): 335–350

New species: *Phoreiobothrium jahki*, *Phoreiobothrium nadiae*, *Phoreiobothrium swaki*

Abstract: Recent molecular work on milk sharks (*Rhizoprionodon acutus* [Rüppell]) suggests that, rather than a single widely distributed species, *R. acutus* represents a complex of four narrowly distributed cryptic species. Examination of the cestodes in three of the four members of that complex globally led to the discovery and description of three new species in the onchoproteocephalidean genus *Phoreiobothrium* Linton, 1889. The host associations and geographic distributions of the new species are fully congruent with the geographic distributions and species boundaries inferred for the sharks from molecular data: *Phoreiobothrium jahki* n. sp. parasitizes *Rhizoprionodon cf. acutus* 3 off Borneo, *P. nadiae* n. sp. parasitizes *R. cf. acutus* 1 off Senegal, and *P. swaki* n. sp. parasitizes *R. cf. acutus* 2 off northern Australia. The new cestodes differ from one another and from their 11 valid congeners in morphological features such as sublocular configuration and number, hook size, and testis number. Given the notoriously oioxenous nature of elasmobranch-hosted onchoproteocephalidean cestodes, these results provide further support for recognition of the milk shark species complex. This work also raises questions about the *Phoreiobothrium* species reported in cursory descriptions from India; further examination of these cestodes is key because they are potentially hosted by the fourth member of the *R. acutus* complex. To encourage future taxonomic work on the morphology of sharks in this complex, comparative photographs of representatives of the four potential host species are provided.

3.5 Distribution

ANTONENKO, D.V. & BALANOV, A.A. & MATVEICHUK, S.P. & BLISHAK, N.M. (2015): Record of rare for waters of Russia pelagic stingray *Pteroplatytrygon violacea* (Dasyatidae) in the South Kuril region. *Journal of Ichthyology*, 55 (6): 911-913 <http://dx.doi.org/10.1134/S0032945215050021>

AZRI, A. & AZRI, T. (2015): Bycatch and landings of young of the year sharks in the Malaysian South China Sea: implications for conservation. *Marine Biodiversity Records*, 8: e68 <http://dx.doi.org/10.1017/S1755267215000561>

BETHEA, D.M. & AJEMIAN, M.J. & CARLSON, J.K. & HOFFMAYER, E.R. & IMHOFF, J.L. & GRUBBS, R.D. & PETERSON, C.T. & BURGESS, G.H. (2015): Distribution and community structure of coastal sharks in the northeastern Gulf of Mexico. *Environmental Biology of Fishes*, 98 (5): 1233-1254 <http://dx.doi.org/10.1007/s10641-014-0355-3>

CÁRDENAS-PALOMO, N. & HERRERA-SILVEIRA, J. & VELÁZQUEZ-ABUNADER, I. & REYES, O. & ORDOÑEZ, U. (2015): Distribution and feeding habitat characterization of whale sharks *Rhincodon typus* in a protected area in the north Caribbean Sea. *Journal of Fish Biology*, 86 (2): 668-686 <http://dx.doi.org/10.1111/jfb.12589>

CAVALLARO, M. & DANZE, A. & AMMENDOLIA, G. & NAVARRA, E. (2015): Finding of a rare *Squatina squatina* (Linnaeus, 1758) (Chondrichthyes: Squatinidae) along the Tyrrhenian coast of the Strait of Messina and its maintenance in an aquarium. *Marine Biodiversity Records*, 8: e44 <http://dx.doi.org/10.1017/S1755267215000226>

CHERNOVA, N.V. & SMIRNOVA, E.V. & RASKHOZHEVA, E.V. (2015): First record of the Greenland shark *Somniosus microcephalus* (Squaliformes: Somniosidae) in the Siberian Arctic with notes on its distribution and biology. *Journal of Ichthyology*, 55 (6): 827-835 <http://dx.doi.org/10.1134/S0032945215060053>

CHRISTIANSEN, B. & VIEIRA, R.P. & CHRISTIANSEN, S. & DENDA, A. & OLIVEIRA, F. & GONÇALVES, J.M.S. (2015): The fish fauna of Ampère Seamount (NE Atlantic) and the adjacent abyssal plain. *Helgoland Marine Research*, 69 (1): 13-23 <http://dx.doi.org/10.1007/s10152-014-0413-4>

DE BOER, M.N. & SAULINO, J.T. & LEWIS, T.P. & NOTARBARTOLO DI SCIARA (2015): New records of whale shark (*Rhincodon typus*), giant manta ray (*Manta birostris*) and Chilean devil ray (*Mobula tarapacana*) for Suriname. *Marine Biodiversity Records*, 8: e10 <http://dx.doi.org/10.1017/S1755267214001432>

DREW, M. & WHITE, W.T. & DHARMADI & HARRY, A.V. & HUVENEERS, C. (2015): Age, growth and maturity of the pelagic thresher *Alopias pelagicus* and the scalloped hammerhead *Sphyrna lewini*. *Journal of Fish Biology*, 86 (1): 333-354 <http://dx.doi.org/10.1111/jfb.12586>

EBERT, D.A. (2015): Deep–Sea Cartilaginous Fishes of the Southeastern Atlantic Ocean. *FAO Species Catalogue for Fishery Purposes No. 9*, 264 p.

EBERT, D.A. & MOSTARDA, E. (2015): Identification guide to the deep–sea cartilaginous fishes of the Southeastern Atlantic Ocean. *FAO, FishFinder Programme: 74 p.*

EBERT, D.A. & PIEN, C. & KAMIKAWA, D.J. (2015): Confirmation of the cookiecutter shark, *Isistius brasiliensis*, from the eastern North Pacific Ocean (Squaliformes: Dalatiidae). *Marine Biodiversity Records*, 8: e118 <http://dx.doi.org/10.1017/S1755267215000962>

ERGÜDEN, D. & GÜRLEK, M. & TURAN, C. (2015): Occurrence of the Thresher *Alopias vulpinus* (Bonnaterre, 1788) from the Northeastern Mediterranean coast of Turkey. *Biharean Biologist*, 9 (1): 141209

ESTUPIÑAN-MONTAÑO, C. & GALVÁN-MAGAÑA, F. (2015): First records of the leopard electric ray *Narcine leoparda* (Torpediniformes: Narcinidae) in the Ecuadorian Pacific. *Revista de Biología Marina y Oceanografía*, 50 (3): 593-596

- FAHMI & WHITE, W.T. (2015):** First record of the basking shark *Cetorhinus maximus* (Lamniformes: Cetorhinidae) in Indonesia. *Marine Biodiversity Records*, 8: e18
<http://dx.doi.org/10.1017/S1755267214001365>
- FERNANDO, D. & PERERA, N. & EBERT, D.A. (2015):** First record of the megamouth shark, *Megachasma pelagios*, (Chondrichthyes: Lamniformes: Megachasmidae) from Sri Lanka, northern Indian Ocean. *Marine Biodiversity Records*, 8: e75 <http://dx.doi.org/10.1017/S1755267215000512>
- GIRONDOT, M. & BÉDEL, S. & DELMOITIEZ, L. & RUSSO, M. & CHEVALIER, J. & GUÉRY, L. & HASSINE, S.B. & FÉON, H. & JRIBI, I. (2015):** Spatio-temporal distribution of *Manta birostris* in French Guiana waters. *Journal of the Marine Biological Association of the United Kingdom*, 95 (1): 153-160 <http://dx.doi.org/10.1017/S0025315414001398>
- GOREN, M. & GALIL, B.S. (2015):** A checklist of the deep sea fishes of the Levant Sea, Mediterranean Sea. *Zootaxa*, 3994 (4): 507-530 <http://dx.doi.org/10.11646/zootaxa.3994.4.2>
- GUTTRIDGE, T.L. & GULAK, S.J.B. & FRANKS, B.R. & CARLSON, J.K. & GRUBER, S.H. & GLEDHILL, K.S. & BOND, M.E. & JOHNSON, G. & GRUBBS, R.D. (2015):** Occurrence and habitat use of the critically endangered smalltooth sawfish *Pristis pectinata* in the Bahamas. *Journal of Fish Biology*, 87 (6): 1322–1341 <http://dx.doi.org/10.1111/jfb.12825>
- HASKELL, P.J. & MCGOWAN, A. & WESTLING, A. & MÉNDEZ-JIMÉNEZ, A. & ROHNER, C.A. & COLLINS, K. & ROSERO-CAICEDO, M. & SALMOND, J. & MONADJEM, A. & MARSHALL, A.D. & PIERCE, S.J. (2015):** Monitoring the effects of tourism on whale shark *Rhincodon typus* behaviour in Mozambique. *Oryx*, 49 (3): 492-499 <http://dx.doi.org/10.1017/S0030605313001257>
- HUSSEY, N.E. & COSANDEY-GODIN, A. & WALTER, R.P. & HEDGES, K.J. & VANGERWEN-TOYNE, M. & BARKLEY, A.N. & KESSEL, S.T. & FISK, A.T. (2015):** Juvenile Greenland sharks *Somniosus microcephalus* (Bloch & Schneider, 1801) in the Canadian Arctic. *Polar Biology*, 38 (4): 493-504 <http://dx.doi.org/10.1007/s00300-014-1610-y>
- JABADO, R.W. & AL GHAIS, S.M. & HAMZA, W. & SHIVJI, M.S. & HENDERSON, A.C. (2015):** Shark diversity in the Arabian/Persian Gulf higher than previously thought: insights based on species composition of shark landings in the United Arab Emirates. *Marine Biodiversity*, 45 (4): 719-731
<http://dx.doi.org/10.1007/s12526-014-0275-7>
- JABADO, R.W. & EBERT, D.A. (2015):** Sharks of the Arabian Seas: an identification guide. *The International Fund for Animal Welfare, Dubai, UAE*. 240 pp.
- JAITEHA, V.F. & MOMIGLIANO, P. (2015):** New distribution records of the Vulnerable fossil shark *Hemipristis elongata* from eastern Indonesia call for improved fisheries management. *Marine Biodiversity Records*, 8: e79 <http://dx.doi.org/10.1017/S1755267215000548>
- JUHEL, J.B. & WANTIEZ, L. & MOUILLOT, D. & MAILAU, S. & VIGLIOLA, L. (2015):** Occurrence of sub-adult tiger sharks (*Galeocerdo cuvier*) in a small and very remote atoll lagoon. *Marine Biodiversity*, 45 (2): 151-152 <http://dx.doi.org/10.1007/s12526-014-0246-z>
- KABASAKAL, H. (2015):** Historical occurrence of *Carcharhinus* spp. in the Sea of Marmara during the 1950s. *Marine Biodiversity Records*, 8: e48 <http://dx.doi.org/10.1017/S1755267215000305>
- KABASAKAL, H. (2015):** Occurrence of the Angular Rough Shark, *Oxynotus centrina* (Chondrichthyes: Oxynotidae) in the Eastern Mediterranean. *Annales, Series Historia Naturalis*, 25 (1): 1-10
- KABASAKALA, H. (2015):** Occurrence of shortfin mako shark, *Isurus oxyrinchus* Rafinesque, 1810, off Turkey's coast. *Marine Biodiversity Records*, 8: e134
<http://dx.doi.org/10.1017/S1755267215001104>
- KABASAKALA, H. & KARHAN, S.Ü. (2015):** Shark biodiversity in the Sea of Marmara: departures and arrivals over a century. *Marine Biodiversity Records*, 8: e59
<http://dx.doi.org/10.1017/S1755267215000342>
- KADRI, H. & MAROUANI, S. & BRADAI, M.N. & BOUAIN, A. & MORIZE, E. (2015):** Age, growth, longevity, mortality and reproductive biology of *Dipturus oxyrinchus*, (Chondrichthyes: Rajidae) off the Gulf of Gabes (Southern Tunisia, central Mediterranean). *Journal of the Marine Biological Association of the United Kingdom*, 95 (3): 569-577 <http://dx.doi.org/10.1017/s0025315414000551>

- KUMAR, R.R. & VENU, S. & AKHILESH, K.V. (2015):** First Report of Magnificent Catshark, *Proscyllium magnificum* Last and Vongpanich, 2004 (Proscylliidae: Carcharhiniformes) from Bay of Bengal, Indian EEZ. *World Journal of Fish and Marine Sciences*, 7 (6): 479-481
<http://dx.doi.org/10.5829/idosi.wjfds.2015.7.6.101184>
- LIU, K.-M. & CHIN, C.-P. & CHEN, C.-H. & CHANG, J.-H. (2015):** Estimating Finite Rate of Population Increase for Sharks Based on Vital Parameters. *PLoS ONE*, 10 (11): e0143008
<http://dx.doi.org/10.1371/journal.pone.0143008>
- LUCIFORA, L.O. & BARBINI, S.A. & DI GIÁCOMO, E.E. & WAESSLE, J.A. & FIGUEROA, D.E. (2015):** Estimating the geographic range of a threatened shark in a datapoor region: *Cetorhinus maximus* in the South Atlantic Ocean. *Current Zoology*, 61, (5): 811-826
- MOMIGLIANO, P. & JAITEH, V.F. (2015):** First records of the grey nurse shark *Carcharias taurus* (Lamniformes: Odontaspidae) from oceanic coral reefs in the Timor Sea. *Marine Biodiversity Records*, 8: e56 <http://dx.doi.org/10.1017/S1755267215000354>
- MOORE, A.B.M. (2015):** A review of sawfishes (Pristidae) in the Arabian region: diversity, distribution, and functional extinction of large and historically abundant marine vertebrates. *Aquatic Conservation: Marine and Freshwater Ecosystems*, 25 (5): 656-677 <http://dx.doi.org/10.1002/aqc.2441>
- NG, H.H. & TAN, H.H. & LIM, K.K.P. & LUDT, W.B. & CHAKRABARTY, P. (2015):** Fishes of the Eastern Johor Strait. *Raffles Bulletin of Zoology, Suppl.* 31: 303-337
- OSMANY, H.B. & MOAZZAM, M. & AYUB, S. (2015):** New record of the Small Eye Stingray, *Dasyatis microps* (Myliobatiformes: Dasyatidae), from the Northern Arabian Sea. *International Journal of Biology and Biotechnology*, 12 (3): 481-483
- PANCHENKO, V.V. & BOIKO, M.I. (2015):** On Discovery of the Mottled Skate *Raja pulchra* off the Coast of Primorye (Sea of Japan). *Journal of Ichthyology*, 55 (5): 747-749
<http://dx.doi.org/10.1134/S0032945215050112>
- PIETSCH, T.W. & ORR, J.W. (2015):** Fishes of the Salish Sea: a compilation and distributional analysis. *NOAA Professional Paper NMFS*, 18: 1-95
- RAFRAFI-NOUIRA, S. & EL KAMEL-MOUTALIBI, O. & REYNAUD, C. & BOUMAIËZA, M. & CAPAPÉ, C. (2015):** Additional and unusual captures of elasmobranch species from the northern coast of Tunisia (central Mediterranean). *Journal of Ichthyology*, 55 (6): 836-848
<http://dx.doi.org/10.1134/S0032945215060181>
- ROCHOWSKI, B.E.A. & WALKER, T.I. & DAY, R.W. (2015):** Geographical variability in life-history traits of a midslope dogfish: the brier shark *Deania calcea*. *Journal of Fish Biology*, 87 (3): 728-747
<http://dx.doi.org/10.1111/jfb.12756>
- ROMERO-CAICEDO, A.F. & PINCAY-ESPINOZA, J. & PALMA-CHÁVEZ, J. & CARRERA-FERNÁNDEZ, M. (2015):** First record of the electric ray *Narcine leoparda* (Batoidea: Torpediniformes: Narcinidae) in Ecuadorian waters. *Marine Biodiversity Records*, 8: e32
<http://dx.doi.org/10.1017/S1755267215000068>
- ROSSI, G. & FLORIO, D. & GRIDELLI, S. (2015):** Study Case on Controlled Breeding and First Growth Steps of *Chiloscyllium punctatum*. *Journal of Aquaculture & Marine Biology*, 3 (2): 00059
<http://dx.doi.org/10.15406/jamb.2015.03.00059>
- STEHMANN, M. & KUKUEV, E.I. (2015):** Two southeastern Atlantic records of the rare largetooth cookie-cutter shark, *Isistius plutodus* (Selachii, Squaliformes, Dalatiidae). *Cybium*, 39 (2): 73-77
- STRAUBE, N. & LESLIE, R.W. & CLERKIN, P.J. & EBERT, D.A. & ROCHEL, E. & CORRIGAN, S. & LI, C. & NAYLOR, G.J.P. (2015):** On the occurrence of the southern Lanternshark, *Etmopterus granulosus*, off south Africa, with comments on the validity of *E. compagnoi*. *Deep Sea Research Part II: Topical Studies in Oceanography*, 115: 11-17 <http://dx.doi.org/10.1016/j.dsr2.2014.04.004>
- SUTARIA, D. & PARIKH, A. & BARNES, A. & JABADO, R.W. (2015):** First record of the sandbar shark, *Carcharhinus plumbeus*, (Chondrichthyes: Carcharhiniformes: Carcharhinidae) from Indian waters. *Marine Biodiversity Records*, 8: e126 <http://dx.doi.org/10.1017/S1755267215001025>
- TAGLIAFICO, A. & HERNÁNDEZ-ÁVILA, I. & RANGEL, S. & RAGO, N. (2015):** Size of catch, reproduction and feeding of the small-eye smooth-hound, *Mustelus higmani* (Carcharhiniformes:

Triakidae), in Margarita Island, Venezuela. *Scientia Marina*, 79 (4): 443-452
<http://dx.doi.org/10.3989/scimar.04245.09A>

TRNSKI, T. & DUFFY, C.A.J. & FRANCIS, M.P. & MCGROUTHER, M.A. & STEWART, A.L. & STRUTHERS, C.D. & ZINTZEN, V. (2015): Recent collections of fishes at the Kermadec Islands and new records for the region. *Bulletin of the Auckland Museum*, 20: 463–480

TSIAMIS, K. & AYDOGAN, Ö. & BAILLY, N. & BALISTRERI, P. & BARICHE, M. & CARDEN-NOAD, S. & CORSINI-FOKA, M. & CROCETTA, F. & DAVIDOV, D. & DIMITRIADIS, C. & DRAGIČEVIĆ, B. & DRAKULIĆ, M. & DULČIĆ, J. & ESCÁNEZ, A. & FERNÁNDEZ-ÁLVAREZ, F.A. & GERAKARIS, V. & GEROVASILEIOU, V. & HOFFMAN, R. & IZQUIERDO-GÓMEZ, D. & IZQUIERDO-MUÑOZ, A. & KONDYLATOS, G. & LATSODIS, P. & LIPEJ, L. & MADIRACA, F. & MAVRIČ, B. & PARASPORO, M. & SOURBÈS, L. & TAŞKIN, E. & TÜRKER, A. & YAPICI, S. (2015): New Mediterranean Biodiversity Records (July 2015). *Mediterranean Marine Science*, 16 (2): 474-475 <http://dx.doi.org/10.12681/mms.1440>

VAN DER VYVER, J.S.F. & DE BRUYN, P.J.N. & LIPINSKI, M.R. & LESLIE, R.W. (2015): First record of a porbeagle shark *Lamna nasus* (Bonnaterre, 1788) stranding at sub-Antarctic Marion Island. *Marine Biodiversity Records*, 8: e67 <http://dx.doi.org/10.1017/S1755267215000500>

ZENETOS, A. & AKEL, E.H.K. & APOSTOLIDIS, C. & BILECENOGLU, M. & BITAR, G. & BUCHET, V. & CHALARI, N. & CORSINI-FOKA, M. & CROCETTA, F. & DOGRAMMATZI, A. & DRAKULIĆ, M. & FANELLI, G. & GIGLIO, G. & IMSIRIDOU, A. & KAPIRIS, K. & KARACHLE, P.K. & KAVADAS, S. & KONDYLATOS, G. & LEFKADITOU, E. & LIPEJ, L. & MAVRIC, B. & MINOS, G. & MOUSSA, R. & PRATO, E. & PANCUCCI-PAPADOPOULOU, M.A. & RENDA, W. & RIOS, N. & RIZKALLA, S.I. & RUSSO, F. & SERVONNAT, M. & SIAPATIS, A. & SPERONE, E. & THEODOROU, J.A. & TIRALONGO, F. & TZOVENIS, I. (2015): New Mediterranean Biodiversity Records (April 2015). *Mediterranean Marine Science*, 16 (1): 266-284

3.6 Reproduction

- ACEVEDO, K. & MORENO, F. & GRIJALBA-BENDECK, M. & ACERO, A. & PARAMO, J. (2015):** Reproductive biology of the Venezuela Round Stingray *Urotrygon venezuelae* Schultz from the Colombian Caribbean. *Caldasia*, 37 (1): 197-209
- BROWN, A. (2015):** The Reproductive Biology of the Finetooth Shark, *Carcharhinus isodon*, in the Northwest Atlantic Ocean. *UNF Theses and Dissertations. Paper 564.*
- COELHO, R. & ALPIZAR-JARA, R. & ERZINI, K. (2015):** Demography of a deep-sea lantern shark (*Etmopterus spinax*) caught in trawl fisheries of the northeastern Atlantic: Application of Leslie matrices with incorporated uncertainties. *Deep Sea Research Part II: Topical Studies in Oceanography*, 115: 64-72 <http://dx.doi.org/10.1016/j.dsr2.2014.01.012>
- COTTON, C.F. & GRUBBS, R.D. & DYB, J.E. & FOSSEN, I. & MUSICK, J.A. (2015):** Reproduction and embryonic development in two species of squaliform sharks, *Centrophorus granulosus* and *Etmopterus princeps*: Evidence of matrotrophy? *Deep Sea Research Part II: Topical Studies in Oceanography*, 115: 41-54 <http://dx.doi.org/10.1016/j.dsr2.2014.10.009>
- DEL MAR PEDREROS-SIERRA, T. & RAMÍREZ-PINILLA, M.P. (2015):** Morphology of the reproductive tract and acquisition of sexual maturity in males of *Potamotrygon magdalenae* (Elasmobranchii: Potamotrygonidae). *Journal of Morphology*, 276 (3): 273-289 <http://dx.doi.org/10.1002/jmor.20337>
- DHARMADI & FAHMI & WHITE, W.T (2015):** Species composition and aspects of the biology of Orectolobiformes from Indonesian waters. *Journal of Fish Biology*, 86 (2): 484-492 <http://dx.doi.org/10.1111/jfb.12569>
- DREW, M. & WHITE, W.T. & DHARMADI & HARRY, A.V. & HUVENEERS, C. (2015):** Age, growth and maturity of the pelagic thresher *Alopias pelagicus* and the scalloped hammerhead *Sphyrna lewini*. *Journal of Fish Biology*, 86 (1): 333-354 <http://dx.doi.org/10.1111/jfb.12586>
- FERNANDEZ-CARVALHO, J. & COELHO, R. & MEJUTO, J. & CORTÉS, E. & DOMINGO, A. & YOKAWA, K. & LIU, K.-M. & GARCÍA-CORTÉS, B. & FORSELLEDO, R. & OHSHIMO, S. & RAMOS-CARTELLE, A. & TSAI, W.-P. & SANTOS, M.N. (2015):** Pan-Atlantic distribution patterns and reproductive biology of the bigeye thresher, *Alopias superciliosus*. *Reviews in Fish Biology and Fisheries*, 25 (3): 551-568 <http://dx.doi.org/10.1007/s11160-015-9389-7>
- FIELDS, A.T. & FELDHEIM, K.A. & POULAKIS, G.R. & CHAPMAN, D.D. (2015):** Facultative parthenogenesis in a critically endangered wild vertebrate. *Current Biology*, 25 (11): R446–R447 <http://dx.doi.org/10.1016/j.cub.2015.04.018>
- FINOTTO, L. & GRISTINA, M. & GAROFALO, G. & RIGINELLA, E. & MAZZOLDI, C. (2015):** Contrasting life history and reproductive traits in two populations of *Scyliorhinus canicula*. *Marine Biology*, 162 (6): 1175-1186 <http://dx.doi.org/10.1007/s00227-015-2659-z>
- GALVÁN-TIRADO, C. & GALVÁN-MAGAÑA, F. & OCHOA-BÁEZ, R.I. (2015):** Reproductive biology of the silky shark *Carcharhinus falciformis* in the southern Mexican Pacific. *Journal of the Marine Biological Association of the United Kingdom*, 95 (3): 561-567 <http://dx.doi.org/10.1017/s0025315414001970>
- GARCIA, G. & PEREYRA, S. & GUTIERREZ, V. & OVIEDO, S. & MILLER, P. & DOMINGO, A. (2015):** Population structure of *Squatina guggenheim* (Squatiniiformes, Squatinidae) from the south-western Atlantic Ocean. *Journal of Fish Biology*, 86 (1): 186-202 <http://dx.doi.org/10.1111/jfb.12560>
- HENNINGSEN, A.D. & WHITAKER, B.R. & KIGHT, K. & HESS, D.L. & HADFIELD, C. & ZOHAR, Y. (2015):** The use of a gonadotropin releasing hormone antagonist in captive sand tiger sharks, *Carcharias taurus*, and the serum levels of the antagonist and reproductive steroid hormones. *Journal of Zoo and Aquarium Research*, 3 (3): 107-115
- JONES, C.M. & DRIGGERS, W.B. (2015):** Clarification on the Fecundity of *Rhinoptera bonasus* (Mitchill). *Southeastern Naturalist*, 14 (1): N16-N20

- JUAN, M.M. & LOPEZ CAZORLA, A. (2015):** Biology of *Myliobatis goodei* (Springer, 1939), a widely distributed eagle ray, caught in northern Patagonia. *Journal of Sea Research*, 95: 106-114
<http://dx.doi.org/10.1016/j.seares.2014.09.006>
- KADRI, H. & MAROUANI, S. & BRADAI, M.N. & BOUAIN, A. & MORIZE, E. (2015):** Age, growth, longevity, mortality and reproductive biology of *Dipturus oxyrinchus*, (Chondrichthyes: Rajidae) off the Gulf of Gabes (Southern Tunisia, central Mediterranean). *Journal of the Marine Biological Association of the United Kingdom*, 95 (3): 569-577 <http://dx.doi.org/10.1017/s0025315414000551>
- LESNIAK, T.C. & SCHIRMER, A.E. & KNAPP, C.R. (2015):** Evaluating the Role of Temperature in the Reproduction of the Yellow Stingray (*Urobatis jamaicensis*). *Zoo Biology*, 34 (1): 33-39
<http://dx.doi.org/10.1002/zoo.21188>
- LIU, K.-M. & CHIN, C.-P. & CHEN, C.-H. & CHANG, J.-H. (2015):** Estimating Finite Rate of Population Increase for Sharks Based on Vital Parameters. *PLoS ONE*, 10 (11): e0143008
<http://dx.doi.org/10.1371/journal.pone.0143008>
- MABRAGAÑA, E. & LUCIFORA, L.O. & DE L.CORBO, M. & DÍAZ DE ASTARLOA, J.M. (2015):** Seasonal Reproductive Biology of the Bignose Fanskate *Sympterygia acuta* (Chondrichthyes, Rajidae). *Estuaries and Coasts*, 38 (5): 1466-1476 <http://dx.doi.org/10.1007/s12237-014-9888-0>
- MARINO, I.A.M. & RIGINELLA, M. & GRISTINA, M. & RASOTTO, M.B. & ZANE, L. & MAZZOLDI, C. (2015):** Multiple paternity and hybridization in two smooth-hound sharks. *Scientific Reports*, 5: 12919 <http://dx.doi.org/10.1038/srep12919>
- MATTA, M.E. (2015):** Reproductive biology of the Alaska skate *Bathyraja parmifera*, with comments on an intersexual individual. *Journal of Fish Biology*, 87 (3): 664-678
<http://dx.doi.org/10.1111/jfb.12747>
- MCCULLY PHILLIPS, S.R. & ELLIS, J.R. (2015):** Reproductive characteristics and life-history relationships of starry smooth-hound *Mustelus asterias* in British waters. *Journal of Fish Biology*, 87 (6): 1411-1433 <http://dx.doi.org/10.1111/jfb.12826>
- NOZU, R. & MURAKUMO, K. & MATSUMOTO, R. & NAKAMURA, M. & UEDA, K. & SATO, K. (2015):** Gonadal Morphology, Histology, and Endocrinological Characteristics of Immature Female Whale Sharks, *Rhincodon typus*. *Zoological Science*, 32 (5): 455-458
<http://dx.doi.org/10.2108/zs150040>
- ODDONE, M.C. & PAESCH, L. & NORBIS, W. (2015):** Population structure of the piked dogfish *Squalus acanthias* (Elasmobranchii: Squalidae), with preliminary reproductive observations. *Ichthyological Research*, 62 (4): 463-473 <http://dx.doi.org/10.1007/s10228-015-0461-z>
- OLIVER, S.P. & BICKOS KASZO, A.E. (2015):** A pelagic thresher shark (*Alopias pelagicus*) gives birth at a cleaning station in the Philippines. *Coral Reefs*, 34 (1): 17 <http://dx.doi.org/10.1007/s00338-014-1249-8>
- OSAER, F. & NARVÁEZ, K. & PAJUELO, J.G. & LORENZO, J.M. (2015):** Sexual development and maturity scale for the angel shark *Squatina squatina* (Elasmobranchii: Squatinidae), with comments on the adequacy of general maturity scales. *Sexuality and Early Development in Aquatic Organisms*, 1: 117-132 <http://dx.doi.org/10.3354/sedao00012>
- PORCU, C. & BELLODI, A. & CANNAS, R. & MARONGIU, M.F. & MULAS, A. & FOLLESA, M.C. (2015):** Life-history traits of the commercial blonde ray, *Raja brachyura*, from the central-western Mediterranean Sea. *Mediterranean Marine Science*, 16 (1): 90-102
<http://dx.doi.org/10.12681/mms.898>
- RIGBY, C. & SIMPFENDORFER, C.A. (2015):** Patterns in life history traits of deep-water chondrichthyans. *Deep Sea Research Part II: Topical Studies in Oceanography*, 115: 30-40
<http://dx.doi.org/10.1016/j.dsr2.2013.09.004>
- ROCHOWSKI, B.E.A. & GRAHAM, K.J. & DAY, R.W. & WALKER, T.I. (2015):** Reproductive biology of the greeneye spurdog *Squalus chloroculus* (Squaliformes, Squalidae). *Journal of Fish Biology*, 86 (2): 734-754 <http://dx.doi.org/10.1111/jfb.12593>

- ROCHOWSKI, B.E.A. & WALKER, T.I. & DAY, R.W. (2015):** Geographical variability in life-history traits of a midslope dogfish: the brier shark *Deania calcea*. *Journal of Fish Biology*, 87 (3): 728–747 <http://dx.doi.org/10.1111/jfb.12756>
- ROMERO-CAICEDO, A.F. & CARRERA-FERNÁNDEZ, M. (2015):** Reproduction of the whitesnout guitarfish *Rhinobatos leucorhynchus* in the Ecuadorian Pacific Ocean. *Journal of Fish Biology*, 87 (6): 1434-1448 <http://dx.doi.org/10.1111/jfb.12794>
- ROSSI, G. & FLORIO, D. & GRIDELLI, S. (2015):** Study Case on Controlled Breeding and First Growth Steps of *Chiloscyllium punctatum*. *Journal of Aquaculture & Marine Biology*, 3 (2): 00059 <http://dx.doi.org/10.15406/jamb.2015.03.00059>
- SAADAoui, A. & SAIDI, B. & ENAJJAR, S. & BRADAI, M.N. (2015):** Reproductive biology of the common stingray *Dasyatis pastinaca* (Linnaeus, 1758) off the Gulf of Gabes (Central Mediterranean Sea). *Cahiers De Biologie Marine*, 56 (4): 389-396
- SCHLUESSEL, V. & GILES, J. & KYNE, P.M. (2015):** Notes on female reproductive biology and embryos of the brown guitarfish *Rhinobatos schlegelii* from the Penghu Islands, Taiwan. *Ichthyological Research*, 62 (3): 347-350 <http://dx.doi.org/10.1007/s10228-014-0431-x>
- SERRA-PEREIRA, B. & ERZINI, K. & FIGUEIREDO, I. (2015):** Using biological variables and reproductive strategy of the undulate ray *Raja undulata* to evaluate productivity and susceptibility to exploitation. *Journal of Fish Biology*, 86 (5): 1471-1490 <http://dx.doi.org/10.1111/jfb.12653>
- TAGLIAFICO, A. & HERNÁNDEZ-ÁVILA, I. & RANGEL, S. & RAGO, N. (2015):** Size of catch, reproduction and feeding of the small-eye smooth-hound, *Mustelus higmani* (Carcharhiniformes: Triakidae), in Margarita Island, Venezuela. *Scientia Marina*, 79 (4): 443-452 <http://dx.doi.org/10.3989/scimar.04245.09A>
- TRINNIE, F.I. & WALKER, T.I. & JONES, P.L. & LAURENSEN, L.J. (2015):** Asynchrony and regional differences in the reproductive cycle of the greenback stingaree *Urolophus viridis* from south-eastern Australia. *Environmental Biology of Fishes*, 98 (1): 425-441 <http://dx.doi.org/10.1007/s10641-014-0273-4>
- TYMINSKI, J.P. & GELSLEICHTER, J.J. & MOTTA, P.J. (2015):** Androgen receptors in the bonnethead, *Sphyrna tiburo*: cDNA cloning and tissue-specific expression in the male reproductive tract. *General and Comparative Endocrinology*, 224: 235-246 <http://dx.doi.org/10.1016/j.ygcen.2015.08.018>
- WEHITT, A. & DI GIÁCOMO, E.E. & GALINDEZ, E.J. (2015):** The Female Reproductive System of *Zearaja chilensis* (Guichenot, 1848) (Chondrichthyes, Rajidae). Gametogenesis and Microscopic Validation of Maturity Criteria. *International Journal of Morphology*, 33 (1): 309-317 <http://dx.doi.org/10.4067/S0717-95022015000100049>

3.7 Diet

- ALBO-PUIGSERVER, M. & NAVARRO, J. & COLL, M. & AGUZZI, J. & CARDONA, L. & SÁEZ-LIANTE, R. (2015):** Feeding ecology and trophic position of three sympatric demersal chondrichthyans in the northwestern Mediterranean. *Marine Ecology Progress Series*, 524: 255-268 <http://dx.doi.org/10.3354/meps11188>
- BYRKJEDAL, I. & CHRISTIANSEN, J.S. & KARAMUSHKO, O.V. & LANGHELLE, G. & LYNHAMMAR, A. (2015):** Arctic skate *Amblyraja hyperborea* preys on remarkably large glacial eelpouts *Lycodes frigidus*. *Journal of Fish Biology*, 86 (1): 360–364 <http://dx.doi.org/10.1111/jfb.12554>
- CÁRDENAS-PALOMO, N. & HERRERA-SILVEIRA, J. & VELÁZQUEZ-ABUNADER, I. & REYES, O. & ORDOÑEZ, U. (2015):** Distribution and feeding habitat characterization of whale sharks *Rhincodon typus* in a protected area in the north Caribbean Sea. *Journal of Fish Biology*, 86 (2): 668-686 <http://dx.doi.org/10.1111/jfb.12589>
- CHURCHILL, D.A. & HEITHAUS, M.R. & VAUDO, J.J. & GRUBBS, D. & GASTRICH, K. & CASTRO, J.I. (2015):** Trophic interactions of common elasmobranchs in deep-sea communities of the gulf of Mexico revealed through stable isotope and stomach content analysis. *Deep Sea Research Part II: Topical Studies in Oceanography*, 115: 92-102 <http://dx.doi.org/10.1016/j.dsr2.2014.10.011>
- COSTA, T.L.A. & THAYER, J.A. & MENDES, L.F. (2015):** Population characteristics, habitat and diet of a recently discovered stingray *Dasyatis marianae*: implications for conservation. *Journal of Fish Biology*, 86 (2): 527-543 <http://dx.doi.org/10.1111/jfb.12572>
- DE SOUZA GAMA, C. & ROSA, R.S. (2015):** Uso de Recursos e Dieta das Raias de Água Doce (Chondrichthyes, Potamotrygonidae) da Reserva Biológica do Parazinho, AP (Resource use and diet of freshwater stingrays (Chondrichthyes: Potamotrygonidae) of the Biological Reserve Parazinho, AP). *Biota Amazônia*, 5 (1): 90-98 <http://dx.doi.org/10.18561/2179-5746/biotaamazonia.v5n1p90-98>
- DELORENZO, D.M. & BETHEA, D.M. & CARLSON, J.K. (2015):** An assessment of the diet and trophic level of Atlantic sharpnose shark *Rhizoprionodon terraenovae*. *Journal of Fish Biology*, 86 (1): 385-391 <http://dx.doi.org/10.1111/jfb.12558>
- DO CARMO, W.P.D. & BORNATOWSKI, H. & OLIVEIRA, E.C. & FÁVARO, L.L. (2015):** Diet of the chola guitarfish, *Rhinobatos percellens* (Rhinobatidae), in the Paranaguá Estuarine complex. *Anais da Academia Brasileira de Ciências*, 87 (2): 721-731 <http://dx.doi.org/10.1590/0001-3765201520140121>
- ELSTON, C. & VON BRANDIS, R.G. & COWLEY, P.D. (2015):** Gastric lavage as a non-lethal method for stingray (Myliobatiformes) diet sampling. *African Journal of Marine Science*, 37 (3): 415-419 <http://dx.doi.org/10.2989/1814232x.2015.1076519>
- ERONAT, E.G.T. & ÖZAYDIN, O. (2015):** Diet composition of the Thornback Ray, *Raja clavata* Linnaeus, 1758 (Elasmobranchii: Rajidae) in the Turkish Aegean Sea. *Zoology in the Middle East*, 61 (1): 38-44 <http://dx.doi.org/10.1080/09397140.2014.994312>
- ESPINOZA, M. & MUNROE, S.E.M. & CLARKE, T.M. & FISK, A.T. & WEHRTMANN, I.S. (2015):** Feeding ecology of common demersal elasmobranch species in the Pacific coast of Costa Rica inferred from stable isotope and stomach content analyses. *Journal of Experimental Marine Biology and Ecology*, 470: 12-25 <http://dx.doi.org/10.1016/j.jembe.2015.04.021>
- GRIGOROV, I.V. & ORLOV, A.M. & BAITALYUK, A.A. (2015):** Spatial Distribution, Size Composition, Feeding Habits, and Dynamics of Abundance of Alaska Skate *Bathyraja parmifera* in the North Pacific. *Journal of Ichthyology*, 55 (5): 644-663 <http://dx.doi.org/10.1134/S0032945215050069>
- GUALLART, J. & GARCÍA-SALINAS, P. & AHUIR-BARAJA, A.E. & GUIMERANS, M. & ELLIS, J.R. & ROCHE, M. (2015):** Angular roughshark *Oxynotus centrina* (Squaliformes: Oxynotidae) in captivity feeding exclusively on elasmobranch eggs: an overlooked feeding niche or a matter of individual taste? *Journal of Fish Biology*, 87 (4): 1072-1079 <http://dx.doi.org/10.1111/jfb.12761>
- HARRISON, S. (2015):** Diet Shifts Detected in Sandbar Sharks Using a Nonlethal Technique. *Fisheries*, 40 (2): 52 <http://dx.doi.org/10.1080/03632415.2015.1003276>

- ISBERT, W. & RODRÍGUEZ-CABELLO, C. & FRUTOS, I. & PRECIADO, I. & MONTERO, F.E. & PÉREZ-DEL-OLMO, A. (2015):** Metazoan parasite communities and diet of the velvet belly lantern shark *Etmopterus spinax* (Squaliformes: Etmopteridae): a comparison of two deep-sea ecosystems. *Journal of Fish Biology*, 86 (2): 687-706 <http://dx.doi.org/10.1111/jfb.12591>
- JABADO, R.W. & AL GHAI, S.M. & HAMZA, W. & HENDERSON, A.C. & AL MESAFRI, A.A. (2015):** Diet of two commercially important shark species in the United Arab Emirates: milk shark, *Rhizoprionodon acutus* (Rüppell, 1837), and slit-eye shark, *Loxodon macrorhinus* (Müller & Henle, 1839). *Journal of Applied Ichthyology*, 31 (5): 870–875 <http://dx.doi.org/10.1111/jai.12805>
- JEONG, J.M. & KIM, H.J. & BAECK, G.W. & YE, S.J. & HUH, S.H. (2015):** Feeding habits of ocellate spot skate, *Okamejei kenojei* in the coastal waters of Gadoek-do, Korea. *Bulletin of the Korean Society of Fisheries Technology*, 51 (2): 265-271 <http://dx.doi.org/10.3796/ksft.2015.51.2.265>
- KOLMANN, M.A. & HUBER, D.R. & MOTTA, P.J. & GRUBBS, R.D. (2015):** Feeding biomechanics of the cownose ray, *Rhinoptera bonasus*, over ontogeny. *Journal of Anatomy*, 227 (3): 341-351 <http://dx.doi.org/10.1111/joa.12342>
- KROETZ, A.M. & POWERS, S.P. (2015):** Eating between the lines: functional feeding response of bonnetheads (*Sphyrna tiburo*). *Environmental Biology of Fishes*, 98 (2): 655-661 <http://dx.doi.org/10.1007/s10641-014-0302-3>
- LARA-MENDOZA, R.E. & MÁRQUEZ-FARÍAS, J.F. & ROMÁN-REYES, J.C. (2015):** Feeding habits of the speckled guitarfish *Rhinobatos glaucostigma* (Elasmobranchii: Rhinobatidae). *Journal of Fish Biology*, 87 (2): 311-322 <http://dx.doi.org/10.1111/jfb.12720>
- LONGO, G.O. & MORAIS, R.A. & MARTINS, C.D.L. & MENDES, T.C. & AUED, A.W. & CÂNDIDO, D.V. & DE OLIVEIRA, J.C. & NUNES, L.T. & FONTOURA, L. & SISSINI, M.N. & TESCHIMA, M.M. & SILVA, M.B. & RAMLOV, F. & GOUVEA, L.P. & FERREIRA, C.E.L. & SEGAL, B. & HORTA, P.A. & FLOETER, S.R. (2015):** Between-Habitat Variation of Benthic Cover, Reef Fish Assemblage and Feeding Pressure on the Benthos at the Only Atoll in South Atlantic: Rocas Atoll, NE Brazil. *PLoS ONE*, 10 (6): e0127176 <http://dx.doi.org/10.1371/journal.pone.0127176>
- MADIGAN, D.J. & BROOKS, E.J. & BOND, M.E. & GELSLEICHTER, J. & HOWEY, L.A. & ABERCROMBIE, D.L. & BROOKS, A. & CHAPMAN, D.D. (2015):** Diet shift and site-fidelity of oceanic whitetip sharks *Carcharhinus longimanus* along the Great Bahama Bank. *Marine Ecology Progress Series*, 529: 185-197 <http://dx.doi.org/10.3354/meps11302>
- MCMEANS, B.C. & ARTS, M.T. & FISK, A.T. (2015):** Impacts of food web structure and feeding behavior on mercury exposure in Greenland Sharks (*Somniosus microcephalus*). *Science of The Total Environment*, 509-510:216-225 <http://dx.doi.org/10.1016/j.scitotenv.2014.01.128>
- MULAS, A. & BELLODI, A. & CANNAS, R. & CAU, A. & CUCCU, D. & MARONGIU, M.F. & PORCU, C. & FOLLESA, M.C. (2015):** Diet and feeding behaviour of longnosed skate *Dipturus oxyrinchus*. *Journal of Fish Biology*, 86 (1): 121-138 <http://dx.doi.org/10.1111/jfb.12551>
- SCHMITT, J.D. & GEDAMKE, T. & DUPAUL, W.D. & MUSICK, J.A. (2015):** Ontogenetic and Sex-Specific Shifts in the Feeding Habits of the Barndoor Skate. *Marine and Coastal Fisheries: Dynamics, Management, and Ecosystem Science*, 7 (1): 409-418 <http://dx.doi.org/10.1080/19425120.2015.1063553>
- TAGLIAFICO, A. & HERNÁNDEZ-ÁVILA, I. & RANGEL, S. & RAGO, N. (2015):** Size of catch, reproduction and feeding of the small-eye smooth-hound, *Mustelus higmani* (Carcharhiniformes: Triakidae), in Margarita Island, Venezuela. *Scientia Marina*, 79 (4): 443-452 <http://dx.doi.org/10.3989/scimar.04245.09A>
- TORRES-ROJAS, Y.E. & CARPIZO, J.C. & HERNÁNDEZ-HERRERA, A. & GALVÁN-MAGAÑA, F. (2015):** Diet and trophic level of scalloped hammerhead shark (*Sphyrna lewini*) from the Gulf of California and Gulf of Tehuantepec, México. *Iranian Journal of Fisheries Science*, 14 (3): 767-785
- WEEKS, S.J. & MAGNO-CANTO, M.M. & JAINE, F.R.A. & BRODIE, J. & RICHARDSON, A.J. (2015):** Unique Sequence of Events Triggers Manta Ray Feeding Frenzy in the Southern Great Barrier Reef, Australia. *Remote Sensing*, 7 (3): 3138-3152 <http://dx.doi.org/10.3390/rs70303138>

3.8 Size

- ANDREWS, A.H. & KERR, L.A. (2015):** Validated age estimates for large white sharks of the northeastern Pacific Ocean: altered perceptions of vertebral growth shed light on complicated bomb $\Delta^{14}\text{C}$ results. *Environmental Biology of Fishes*, 98 (3): 971-978 <http://dx.doi.org/10.1007/s10641-014-0326-8>
- BA, A. & DIOUF, K. & GUILHAUMON, F. & PANFILI, J. (2015):** Slow growth of the overexploited milk shark *Rhizoprionodon acutus* affects its sustainability in West Africa. *Journal of Fish Biology*, 87 (4): 912-929 <http://dx.doi.org/10.1111/jfb.12764>
- BELLO, G. & ZUPA, R. & CORRIERO, A. (2015):** Ontogenetic change in the body length-mass relationship concomitant to the onset of vitellogenesis in female blackmouth catshark *Galeus melastomus* (Chondrichthyes: Scyliorhinidae). *Italian Journal of Zoology*, 82 (3): 358-365 <http://dx.doi.org/10.1080/11250003.2015.1027308>
- BERNASCONI, J.F. & CUBILLOS, L. & ACUÑA, E. & PERIER, M.R. & DI GIÁCOMO, E. (2015):** Crecimiento, madurez y mortalidad del pez gallo, *Callorhynchus callorhynchus*, en el Golfo San Matías, Patagonia norte, Argentina. [Growth, maturity and mortality of cockfish, *Callorhynchus callorhynchus*, in San Matías Gulf, Northern Patagonia, Argentina.] *Revista de Biología Marina y Oceanografía*, 50 (2): 283-298 <http://dx.doi.org/10.4067/S0718-19572015000300007>
- CALICH, H.J. & CAMPANA, S.E. (2015):** Mating scars reveal mate size in immature female blue shark *Prionace glauca*. *Journal of Fish Biology*, 86 (6): 1845-1851 <http://dx.doi.org/10.1111/jfb.12671>
- CREC'HRIOU, R. & ZINTZEN, V. & MOORE, L. & ROBERTS, C.D. (2015):** Length-weight relationships of 33 fish species from New Zealand. *Journal of Applied Ichthyology*, 31 (3): 558-561 <http://dx.doi.org/10.1111/jai.12709>
- DHARMADI & FAHMI & WHITE, W.T (2015):** Species composition and aspects of the biology of Orectolobiformes from Indonesian waters. *Journal of Fish Biology*, 86 (2): 484-492 <http://dx.doi.org/10.1111/jfb.12569>
- DONO, F. & MONTEALEGRE-QUIJANO, S. & DOMINGO, A. & KINAS, P.G. (2015):** Bayesian age and growth analysis of the shortfin mako shark *Isurus oxyrinchus* in the Western South Atlantic Ocean using a flexible model. *Environmental Biology of Fishes*, 98 (2): 517-533 <http://dx.doi.org/10.1007/s10641-014-0284-1>
- DREW, M. & WHITE, W.T. & DHARMADI & HARRY, A.V. & HUVENEERS, C. (2015):** Age, growth and maturity of the pelagic thresher *Alopias pelagicus* and the scalloped hammerhead *Sphyrna lewini*. *Journal of Fish Biology*, 86 (1): 333-354 <http://dx.doi.org/10.1111/jfb.12586>
- DUDGEON, C.L. & OVENDEN, J.R. (2015):** The relationship between abundance and genetic effective population size in elasmobranchs: an example from the globally threatened zebra shark *Stegostoma fasciatum* within its protected range. *Conservation Genetics*, 16 (6): 1443-1454 <http://dx.doi.org/10.1007/s10592-015-0752-y>
- FERNANDEZ-CARVALHO, J. & COELHO, R. & ERZINI, K. & SANTOS, M.N. (2015):** Modeling age and growth of the bigeye thresher (*Alopias superciliosus*) in the Atlantic Ocean. *Fishery Bulletin*, 113 (4): 468-481
- GALVÁN-TIRADO, C. & GALVÁN-MAGAÑA, F. & OCHOA-BÁEZ, R.I. (2015):** Reproductive biology of the silky shark *Carcharhinus falciformis* in the southern Mexican Pacific. *Journal of the Marine Biological Association of the United Kingdom*, 95 (3): 561-567 <http://dx.doi.org/10.1017/s0025315414001970>
- GRIGOROV, I.V. & ORLOV, A.M. & BAITALYUK, A.A. (2015):** Spatial Distribution, Size Composition, Feeding Habits, and Dynamics of Abundance of Alaska Skate *Bathyraja parmifera* in the North Pacific. *Journal of Ichthyology*, 55 (5): 644-663 <http://dx.doi.org/10.1134/S0032945215050069>

- HOLMES, B.J. & PEDDEMORS, V.M. & GUTTERIDGE, A.N. & GERAGHTY, P.T. & CHAN, R.W.K. & TIBBETTS, I.R. & BENNETT, M.B. (2015):** Age and growth of the tiger shark *Galeocerdo cuvier* off the east coast of Australia. *Journal of Fish Biology*, 87 (2): 422-448 <http://dx.doi.org/10.1111/jfb.12732>
- IM, Y.-J. & JO, H.-S. (2015):** Migration and growth rate of Mottled skate, *Beringraja pulchra* by the tagging release program in the Yellow Sea, Korea. *Bulletin of the Korean Society of Fisheries Technology*, 51 (2): 227-234 <http://dx.doi.org/10.3796/ksft.2015.51.2.227>
- JOUNG, S.-J. & CHEN, J.-H. & CHIN, C.-P. & LIU, K.-M. (2015):** Age and Growth of the Dusky Shark, *Carcharhinus obscurus*, in the Western North Pacific Ocean. *Terrestrial Atmospheric and Oceanic Sciences*, 26 (2): 153-160 [http://dx.doi.org/10.3319/TAO.2014.10.15.01\(Oc\)](http://dx.doi.org/10.3319/TAO.2014.10.15.01(Oc))
- JUAN, M.M. & LOPEZ CAZORLA, A. (2015):** Biology of *Myliobatis goodei* (Springer, 1939), a widely distributed eagle ray, caught in northern Patagonia. *Journal of Sea Research*, 95: 106-114 <http://dx.doi.org/10.1016/j.seares.2014.09.006>
- KADRI, H. & MAROUANI, S. & BRADAI, M.N. & BOUAIN, A. & MORIZE, E. (2015):** Age, growth, longevity, mortality and reproductive biology of *Dipturus oxyrinchus*, (Chondrichthyes: Rajidae) off the Gulf of Gabes (Southern Tunisia, central Mediterranean). *Journal of the Marine Biological Association of the United Kingdom*, 95 (3): 569-577 <http://dx.doi.org/10.1017/s0025315414000551>
- KAI, M. & SHIOZAKI, K. & OHSHIMO, S. & YOKAWA, K. (2015):** Growth and spatiotemporal distribution of juvenile shortfin mako (*Isurus oxyrinchus*) in the western and central North Pacific. *Marine and Freshwater Research*, 66 (12): 1176-1190 <http://dx.doi.org/10.1071/MF14316>
- KING, J.R. & MCPHIE, R.P. (2015):** Preliminary age, growth and maturity estimates of spotted ratfish (*Hydrolagus collicii*) in British Columbia. *Deep Sea Research Part II: Topical Studies in Oceanography*, 115: 55-63 <http://dx.doi.org/10.1016/j.dsr2.2013.11.002>
- LIU, K.-M. & CHIN, C.-P. & CHEN, C.-H. & CHANG, J.-H. (2015):** Estimating Finite Rate of Population Increase for Sharks Based on Vital Parameters. *PLoS ONE*, 10 (11): e0143008 <http://dx.doi.org/10.1371/journal.pone.0143008>
- MCCLAIN, C.R. & BALK, M.A. & BENFIELD, M.C. & BRANCH, T.A. & CHEN, C. & COSGROVE, J. & DOVE, A.D.M. & GASKINS, L.C. & HELM, R.R. & HOCHBERG, F.G. & LEE, F.B. & MARSHALL, A. & MCMURRAY, S.E. & SCHANCHE, C. & STONE, S.N. & THALER, A.D. (2015):** Sizing ocean giants: patterns of intraspecific size variation in marine megafauna. *PeerJ*, 2: e715 <http://dx.doi.org/10.7717/peerj.715>
- NATANSON, L.J. & SKOMAL, G.B. (2015):** Age and growth of the white shark, *Carcharodon carcharias*, in the western North Atlantic Ocean. *Marine and Freshwater Research*, 66 (5): 387-398 <http://dx.doi.org/10.1071/MF14127>
- PISTEVOS, J.C.A. & NAGELKERKEN, I. & ROSSI, T. & OLMOS, M. & CONNELL, S.D. (2015):** Ocean acidification and global warming impair shark hunting behaviour and growth. *Scientific Reports*, 5: 16293 <http://dx.doi.org/10.1038/srep16293>
- PORCU, C. & BELLODI, A. & CANNAS, R. & MARONGIU, M.F. & MULAS, A. & FOLLESA, M.C. (2015):** Life-history traits of the commercial blonde ray, *Raja brachyura*, from the central-western Mediterranean Sea. *Mediterranean Marine Science*, 16 (1): 90-102 <http://dx.doi.org/10.12681/mms.898>
- ROCHOWSKI, B.E.A. & GRAHAM, K.J. & DAY, R.W. & WALKER, T.I. (2015):** Reproductive biology of the greeneye spurdog *Squalus chloroculus* (Squaliformes, Squalidae). *Journal of Fish Biology*, 86 (2): 734-754 <http://dx.doi.org/10.1111/jfb.12593>
- ROCHOWSKI, B.E.A. & WALKER, T.I. & DAY, R.W. (2015):** Geographical variability in life-history traits of a midslope dogfish: the brier shark *Deania calcea*. *Journal of Fish Biology*, 87 (3): 728-747 <http://dx.doi.org/10.1111/jfb.12756>
- ROHNER, C.A. & RICHARDSON, A.J. & PREBBLE, C.E.M. & MARSHALL, A.D. & BENNETT, M.B. & WEEKS, S.J. & CLIFF, G. & WINTNER, S.P. & PIERCE SJ. (2015):** Laser photogrammetry improves size and demographic estimates for whale sharks. *PeerJ*, 3: e886 <http://dx.doi.org/10.7717/peerj.886>

ROMERO-CAICEDO, A.F. & LOOR-ANDRADE, P. & CRUZ-MARTÍNEZ, A. & CARRERA-FERNÁNDEZ, M. (2015): Weight-length relationships of six batoids in the Ecuadorian Pacific. *Journal of Applied Ichthyology*, 31 (5): 965–966 <http://dx.doi.org/10.1111/jai.12829>

ROSSI, G. & FLORIO, D. & GRIDELLI, S. (2015): Study Case on Controlled Breeding and First Growth Steps of *Chiloscyllium punctatum*. *Journal of Aquaculture & Marine Biology*, 3 (2): 00059 <http://dx.doi.org/10.15406/jamb.2015.03.00059>

SCHLUESSEL, V. & DUENGEN, D. (2015): Irrespective of size, scales, color or body shape, all fish are just fish: object categorization in the gray bamboo shark *Chiloscyllium griseum*. *Animal Cognition*, 18 (2): 497-507 <http://dx.doi.org/10.1007/s10071-014-0818-0>

SMART, J.J. & CHIN, A. & TOBIN, A.J. & SIMPFENDORFER, C.A. & WHITE, W.T. (2015): Age and growth of the common blacktip shark *Carcharhinus limbatus* from Indonesia, incorporating an improved approach to comparing regional population growth rates. *African Journal of Marine Science*, 37 (2): 177-188 <http://dx.doi.org/10.2989/1814232X.2015.1025428>

TAGLIAFICO, A. & HERNÁNDEZ-ÁVILA, I. & RANGEL, S. & RAGO, N. (2015): Size of catch, reproduction and feeding of the small-eye smooth-hound, *Mustelus higmani* (Carcharhiniformes: Triakidae), in Margarita Island, Venezuela. *Scientia Marina*, 79 (4): 443-452 <http://dx.doi.org/10.3989/scimar.04245.09A>

3.9 Taxonomy

- DA SILVA, J.P.C.B. & DE CARVALHO, M.R. (2015):** Systematics and morphology of *Potamotrygon orbignyi* (Castelnau, 1855) and allied forms (Chondrichthyes: Myliobatiformes: Potamotrygonidae). *Zootaxa*, 3982 (1): 1-82
- DEL MORAL-FLORES, L.F. & ANGULO, A. & LÓPEZ, M.I. & BUSSING, W.A. (2015):** Nueva especie del género *Urobatis* (Myliobatiformes: Urotrygonidae) del Pacífico oriental tropical. *International Journal of Tropical Biology and Conservation*, 63 (2): 501-514
- DEL MORAL-FLORES, L.F. & RAMÍREZ-ANTONIO, E. & ANGULO, A. & PÉREZ-PONCE DE LEÓN, G. (2015):** *Ginglymostoma unami* sp. nov. (Chondrichthyes: Orectolobiformes: Ginglymostomatidae): una especie nueva de tiburón gata del Pacífico oriental tropical. [Ginglymostoma unami sp. nov. (Chondrichthyes: Orectolobiformes: Ginglymostomatidae): a new species of nurse shark from the Tropical Eastern Pacific]. *Revista Mexicana de Biodiversidad*, 86: 48-58 <http://dx.doi.org/10.7550/rmb.46192>
- DONNELLAN, S.C. & FOSTER, R. & JUNGE, C. & HUVENEERS, C. & ROGERS, P. & KILIAN, A. & BERTOZZI, T. (2015):** Fiddling with the proof: the Magpie Fiddler Ray is a colour pattern variant of the common Southern Fiddler Ray (Rhinobatidae: Trygonorrhina). *Zootaxa*, 3981 (3): 367–384 <http://dx.doi.org/10.11646/zootaxa.3981.3.3>
- EBERT, D.A. & CLERKIN, P.J. (2015):** A new species of deep-sea catshark (Scyliorhinidae: Bythaelurus) from the southwestern Indian Ocean. *Journal of the Ocean Science Foundation*, 15: 53-63
- EBERT, D.A. & HAAS, D.L. & DE CARVALHO, M.R. (2015):** *Tetronarce cowleyi*, sp. nov., a new species of electric ray from southern Africa (Chondrichthyes: Torpediniformes: Torpedinidae). *Zootaxa*, 3936 (2): 237-250 <http://dx.doi.org/10.11646/zootaxa.3936.2.4>
- FAHMI & WHITE, W.T. (2015):** *Atelomycterus erdmanni*, a new species of catshark (Scyliorhinidae: Carcharhiniformes) from Indonesia. *Journal of the Ocean Science Foundation*, 14: 14-27
- GRACE, M.A. & DOOSEY, M.H. & BART, H.L. & NAYLOR, G.J.P. (2015):** First record of *Mollisquama* sp. (Chondrichthyes: Squaliformes: Dalatiidae) from the Gulf of Mexico, with a morphological comparison to the holotype description of *Mollisquama parini* Dolganov. *Zootaxa*, 3948 (3): 587-600 <http://dx.doi.org/10.11646/zootaxa.3948.3.10>
- KASCHNER, C.J. & WEIGMANN, S. & THIEL, R. (2015):** *Bythaelurus tenuicephalus* n. sp., a new deep-water catshark (Carcharhiniformes, Scyliorhinidae) from the western Indian Ocean. *Zootaxa*, 4013 (1): 120–138 <http://dx.doi.org/10.11646/zootaxa.4013.1.9>
- KEMPER, J.M. & EBERT, D.A. & NAYLOR, G.J.P. & DIDIER, D.A. (2015):** *Chimaera carophila* (Chondrichthyes: Chimaeriformes: Chimaeridae), a new species of chimaera from New Zealand. *Bulletin of Marine Science*, 91 (1): 63-81 <http://dx.doi.org/10.5343/bms.2014.1042>
- LI, C. & CORRIGAN, S. & YANG, L. & STRAUBE, N. & HARRIS, M. & HOFREITER, M. & WHITE, W.T. & NAYLOR, G.J.P. (2015):** DNA capture reveals transoceanic gene flow in endangered river sharks. *Proceedings of the National Academy of Sciences*, 112 (43): 13302-13307 <http://dx.doi.org/10.1073/pnas.1508735112>
- SOARES, K.D.A. & GADIG, O.F.B. & GOMES, U.L. (2015):** *Scyliorhinus ugoi*, a new species of catshark from Brazil (Chondrichthyes: Carcharhiniformes: Scyliorhinidae). *Zootaxa*, 3937 (2): 347-361 <http://dx.doi.org/10.11646/zootaxa.3937.2.6>
- STRAUBE, N. & LESLIE, R.W. & CLERKIN, P.J. & EBERT, D.A. & ROCHEL, E. & CORRIGAN, S. & LI, C. & NAYLOR, G.J.P. (2015):** On the occurrence of the southern Lanternshark, *Etmopterus granulosus*, off south Africa, with comments on the validity of *E. compagnoi*. *Deep Sea Research Part II: Topical Studies in Oceanography*, 115: 11-17 <http://dx.doi.org/10.1016/j.dsr2.2014.04.004>

VÁSQUEZ, V.E. & EBERT, D.A. & LONG, D.J. (2015): Etmopterus benchleyi n. sp., a new lanternshark (Squaliformes: Etmopteridae) from the central eastern Pacific Ocean: *Journal of the Ocean Science Foundation*; 17: 43-55

WALOVICH, K.A. & EBERT, D.A. & LONG, D.J. & DIDIER, D.A. (2015): Redescription of *Hydrolagus africanus* (Gilchrist, 1922) (Chimaeriformes: Chimaeridae), with a review of southern African chimaeroids and a key to their identification. *African Journal of Marine Science*, 37 (2): 157-165
<http://dx.doi.org/10.2989/1814232X.2015.1033012>

WEIGMANN, S. & STEHMANN, M. & THIEL, R. (2015): *Okamejei ornata* n. sp., a new deep-water skate (Elasmobranchii, Rajidae) from the northwestern Indian Ocean off Socotra Islands. *Deep Sea Research Part II: Topical Studies in Oceanography*, 115: 18-29
<http://dx.doi.org/10.1016/j.dsr2.2013.09.005>

WHITE, W.T. & KAWAUCHI, J. & CORRIGAN, S. & ROCHEL, E. & NAYLOR, G.J.P. (2015): Redescription of the eagle rays *Myliobatis hamlyni* Ogilby, 1911 and *M. tobijeji* Bleeker, 1854 (Myliobatiformes: Myliobatidae) from the East Indo-West Pacific. *Zootaxa*, 3948 (3): 521-548
<http://dx.doi.org/10.11646/zootaxa.3948.3.7>

WHITE, W.T. & VAZ, D.F.B. & HO, H.-C. & EBERT, D.A. & DE CARVALHO, M.R. & CORRIGAN, S. & ROCHEL, E. & DE CARVALHO, M. & TANAKA, S. & NAYLOR, G.J.P. (2015): Redescription of *Scymnodon ichiharai* Yano and Tanaka 1984 (Squaliformes: Somniosidae) from the western North Pacific, with comments on the definition of somniosid genera. *Ichthyological Research*, 62 (2): 213-229
<http://dx.doi.org/10.1007/s10228-014-0430-y>

3.10 Conservation

BITON PORSMOQUER, S. & BĂNARU, D. & BOUDOURESQUE, C.F. & DEKEYSER, I. & ALMARCHA, C. (2015): Hooks equipped with magnets can increase catches of blue shark (*Prionace glauca*) by longline fishery. *Fisheries Research*, 172: 345–351
<http://dx.doi.org/10.1016/j.fishres.2015.07.016>

BUTCHER, P.A. & PEDDEMORS, V.M. & MANDELMAN, J.W. & MCGRATH, S.P. & CULLIS, B.R. (2015): At-vessel mortality and blood biochemical status of elasmobranchs caught in an Australian commercial longline fishery. *Global Ecology and Conservation*, 3: 878-889
<http://dx.doi.org/10.1016/j.gecco.2015.04.012>

CHAPMAN, D.D. & FELDHEIM, K.A. & PAPASTAMATIOU, Y. & HUETER, R.E. (2015): There and Back Again: A Review of Residency and Return Migrations in Sharks, with Implications for Population Structure and Management. *Annual Review of Marine Science*, 7: 547-570
<http://dx.doi.org/10.1146/annurev-marine-010814-015730>

CHEN, H. & KISHINO, H. (2015): Global pattern of phylogenetic species composition of shark and its conservation priority. *Ecology and Evolution*, 5 (19): 4455-4465 <http://dx.doi.org/10.1002/ece3.1724>

CHRISTIANSEN, H.M. & FISK, A.T. & HUSSEY, N.E. (2015): Incorporating stable isotopes into a multidisciplinary framework to improve data inference and their conservation and management application *African Journal of Marine Science*, 37 (2): 189-197
<http://dx.doi.org/10.2989/1814232X.2015.1039583>

CORTÉS, E. & BROOKS, E.N. & SHERTZER, K.W. (2015): Risk assessment of cartilaginous fish populations. *ICES Journal of Marine Science*, 72 (3): 1057-1068
<http://dx.doi.org/10.1093/icesjms/fsu157>

COSTA, T.L.A. & THAYER, J.A. & MENDES, L.F. (2015): Population characteristics, habitat and diet of a recently discovered stingray *Dasyatis marianae*: implications for conservation. *Journal of Fish Biology*, 86 (2): 527-543 <http://dx.doi.org/10.1111/jfb.12572>

DA SILVA FERRETTE, B.L. & MENDONÇA, F.F. & COELHO, R. & DE OLIVEIRA, P.G.V. & HAZIN, F.H.V. & ROMANOV, E.V. & OLIVEIRA, C. & SANTOS, M.N. & FORESTI, F. (2015): High Connectivity of the Crocodile Shark between the Atlantic and Southwest Indian Oceans: Highlights for Conservation. *PLoS ONE*, 10 (2): e0117549 <http://dx.doi.org/10.1371/journal.pone.0117549>

DALEY, R.K. & WILLIAMS, A. & GREEN, M. & BARKER, B. & BRODIE, P. (2015): Can marine reserves conserve vulnerable sharks in the deep sea? A case study of *Centrophorus zeehaani* (Centrophoridae), examined with acoustic telemetry. *Deep Sea Research Part II: Topical Studies in Oceanography*, 115: 127-136 <http://dx.doi.org/10.1016/j.dsr2.2014.05.017>

DEVITT, K.R. & ADAMS, V.M. & KYNE, P.M. (2015): Australia's protected area network fails to adequately protect the world's most threatened marine fishes. *Global Ecology and Conservation*, 3: 401-411 <http://dx.doi.org/10.1016/j.gecco.2015.01.007>

DHARMADI & FAHMI & SATRIA, F. (2015): Fisheries management and conservation of sharks in Indonesia. *African Journal of Marine Science*, 37 (2): 249-258
<http://dx.doi.org/10.2989/1814232X.2015.1045431>

ESPINOZA, M. & HEUPEL, M.R. & TOBIN, A.J. & SIMPFENDORFER, C.A. (2015): Residency patterns and movements of grey reef sharks (*Carcharhinus amblyrhynchos*) in semi-isolated coral reef habitats. *Marine Biology*, 162 (2): 343-358 <http://dx.doi.org/10.1007/s00227-014-2572-x>

FERRETTI, F. & JORGENSEN, S. & CHAPPLE, T.K. & DE LEO, G. & MICHELI, F. (2015): Reconciling predator conservation with public safety. *Frontiers in Ecology and the Environment*, 13 (8): 412-417 <http://dx.doi.org/10.1890/150109>

GALLAGHER, A.J. & COOKE, S.J. & HAMMERSCHLAG, N. (2015): Risk perceptions and conservation ethics among recreational anglers targeting threatened sharks in the subtropical Atlantic. *Endangered Species Research*, 29 (1): 81-93 <http://dx.doi.org/10.3354/esr00704>

- GALLAGHER, A.J. & VIANNA, G.M.S. & PAPASTAMATIOU, Y.P. & MACDONALD, C. & GUTTRIDGE, T.L. & HAMMERSCHLAG, N. (2015):** Biological effects, conservation potential, and research priorities of shark diving tourism. *Biological Conservation*, 184: 365-379
<http://dx.doi.org/10.1016/j.biocon.2015.02.007>
- GEWIN, V. (2015):** Shark-diving tourism: conservation boon or bane? *Frontiers in Ecology and the Environment*, 13 (3): 125 <http://dx.doi.org/10.1890/1540-9295-13.3.124>
- HEUPEL, M.R. & SIMPFENDORFER, C.A. & ESPINOZA, M. & SMOOTHY, A.F. & TOBIN, A. & PEDDEMORS, V. (2015):** Conservation challenges of sharks with continental scale migrations. *Frontiers in Marine Science*, 2: 12 <http://dx.doi.org/10.3389/fmars.2015.00012>
- HOSSAIN, M.A. & THOMPSON, B.S. & CHOWDHURY, G.W. & MOHSANIN, S. & FAHAD, Z.H. & KOLDEWEY, H.J. & ISLAM, M.A. (2015):** Sawfish exploitation and status in Bangladesh. *Aquatic Conservation: Marine and Freshwater Ecosystems*, 25 (6): 781-799
<http://dx.doi.org/10.1002/aqc.2466>
- JIT, R.B. & SINGHA, N.K. & RHAMAN, G. & ALAM, F. (2015):** In the bay of Bengal of Bangladesh region shark fisheries exploitation, trade, conservation and management. *International Journal of Comprehensive Research in Biological Sciences*, 2 (1): 54-65
- KOUSTENI, V. & MEGALOFONO, P. (2015):** Aging and life history traits of the longnose spiny dogfish in the Mediterranean Sea: New insights into conservation and management needs. *Fisheries Research*, 168: 6-19 <http://dx.doi.org/10.1016/j.fishres.2015.03.014>
- LAURIA, V. & GRISTINA, M. & ATTRILL, M.J. & FIORENTINO, F. & GAROFALO, G. (2015):** Predictive habitat suitability models to aid conservation of elasmobranch diversity in the central Mediterranean Sea. *Scientific Reports*. 5: 13245 <http://dx.doi.org/10.1038/srep13245>
- MCALLISTER, J.D. & BARNETT, A. & LYLE, J.M. & SEMMENS, J.M. (2015):** Examining the functional role of current area closures used for the conservation of an overexploited and highly mobile fishery species. *ICES Journal of Marine Science*, 72 (8): 2234-2244
<http://dx.doi.org/10.1093/icesjms/fsv079>
- MOURIER, J. & PLANES, S. (2015):** Les requins et raies des îles Australes, espèces emblématiques de la conservation. In : *Salvat B., Bambridge T., Tanret D. et Petit J., 2015. Environnement marin des îles Australes, Polynésie française. Institut Récifs Coralliens Pacifique, CRIOBE et The Pew Charitable Trusts Polynésie française. ISBN 978-2-905630-08-7, EAN 9782905630087. Polynésie française, Tahiti: 112-119*
- NEAT, F. & PINTO, C. & BURRETT, I. & COWIE, L. & TRAVIS, J. & THORBURN, J. & GIBB, F. & WRIGHT, P.J. (2015):** Site fidelity, survival and conservation options for the threatened flapper skate (*Dipturus cf. intermedia*). *Aquatic Conservation: Marine and Freshwater Ecosystems*, 25 (1): 6-20
<http://dx.doi.org/10.1002/aqc.2472>
- O'BRYHIM, J.R. & PARSONS, E.C.M. (2015):** Increased knowledge about sharks increases public concern about their conservation. *Marine Policy*, 56: 43-47
<http://dx.doi.org/10.1016/j.marpol.2015.02.007>
- O'CONNELL, C.P. & HYUN, S.-Y. & GRUBER, S.H. & HE, P. (2015):** Effects of barium-ferrite permanent magnets on great hammerhead shark *Sphyrna mokarran* behavior and implications for future conservation technologies. *Endangered Species Research*, 26 (3): 243-256
<http://dx.doi.org/10.3354/esr00629>
- OÑATE-GONZÁLEZ, E.C. & ROCHA-OLIVARES, A. & SAAVEDRA-SOTELO, N.C. & SOSA-NISHIZAKI, O. (2015):** Mitochondrial Genetic Structure and Matrilinial Origin of White Sharks, *Carcharodon carcharias*, in the Northeastern Pacific: Implications for Their Conservation. *Journal of Heredity*, 106 (4): 347-354 <http://dx.doi.org/10.1093/jhered/esv034>
- QUINTANILLA, S. & GÓMEZ, A. & MARIÑO-RAMÍREZ, C. & SORZANO, C. & BESSUDO, S. & SOLER, G. & BERNAL, J.E. & CABALLERO, S. (2015):** Conservation Genetics of the Scalloped Hammerhead Shark in the Pacific Coast of Colombia. *Journal of Heredity*, 106 (Suppl 1): 448-458
<http://dx.doi.org/10.1093/jhered/esv050>

- SANDOVAL-CASTILLO, J. & BEHEREGARAY, L.B. (2015):** Metapopulation structure informs conservation management in a heavily exploited coastal shark (*Mustelus henlei*). *Marine Ecology Progress Series*, 533: 191-203 <http://dx.doi.org/10.3354/meps11395>
- SCHILLER, L. & ALAVA, J.J. & GROVE, J. & RECK, G. & PAULY, D. (2015):** The demise of Darwin's fishes: evidence of fishing down and illegal shark finning in the Galápagos Islands. *Aquatic Conservation: Marine and Freshwater Ecosystems*, 25 (3): 431-446 <http://dx.doi.org/10.1002/aqc.2458>
- TOLOTTI, M.T. & FILMALTER, J.D. & BACH, P. & TRAVASSOS, P. & SERÉT, B. & DAGORN, L. (2015):** Banning is not enough: The complexities of oceanic shark management by tuna regional fisheries management organizations. *Global Ecology and Conservation*, 4: 1–7 <http://dx.doi.org/10.1016/j.gecco.2015.05.003>
- TOWNSEND, R. & STOW, A. & ASMYHR, M. & MOMIGLIANO, P. (2015):** Multiple paternity in captive grey nurse sharks (*Carcharias taurus*): implications for the captive breeding of this critically endangered species. *Pacific Conservation Biology*, 21 (2): 122-125 <http://dx.doi.org/10.1071/pc14909>
- VENTURA, D. (2015):** Husbandry of Tropical Benthonic Sharks: First Step to Develop Breeding Controlled Protocols with Conservation Purposeto Develop Breeding Controlled Protocols with Conservation Purpose. *Journal of Aquaculture & Marine Biology*, 3 (2): 00062 <http://dx.doi.org/10.15406/jamb.2015.03.00062>
- WARD-PAIGE, C.A. & BRITTEN, G.L. & BETHEA, D.M. & CARLSON, J.K. (2015):** Characterizing and predicting essential habitat features for juvenile coastal sharks. *Marine Ecology*, 36 (3): 419-431 <http://dx.doi.org/10.1111/maec.12151>
- WHITE, E.R. & MYERS, M.C. & FLEMMING, J.M. & BAUM, J.K. (2015):** Shifting elasmobranch community assemblage at Cocos Island—an isolated marine protected area. *Conservation Biology*, 29 (4): 1186-1187 <http://dx.doi.org/10.1111/cobi.12478>

4. Index (Genera only)

- Acrosqualiolus 76
Aetobatus 51, 57, 91
Alopias 17, 23, 24, 25, 43, 45, 51, 57, 72, 85, 95, 99, 100, 105
Altholepis 68
Amblyraja 15, 46, 102
Amelacanthus 75
Angoumeius 76
Argoubia 69
Asteracanthus 7
Atelomycterus 25, 78, 108
Atlantoraja 71, 92
Bathyraja 29, 40, 100, 102, 105
Beringraja 32, 38, 106
Bythaelurus 23, 34, 83, 84, 108
Callorhynchus 5, 13, 14, 57, 71, 72, 86, 105
Carcharhinus 13, 14, 15, 17, 18, 22, 23, 24, 26, 27, 28, 29, 33, 34, 35, 37, 39, 40, 42, 43, 45, 47, 50, 52, 53, 56, 77, 96, 98, 99, 103, 105, 106, 107, 110
Carcharias 12, 17, 30, 42, 46, 52, 53, 54, 97, 100, 112
Carcharocles 7, 8
Carcharodon 4, 13, 14, 15, 21, 26, 28, 34, 38, 43, 44, 45, 47, 52, 53, 106, 111
Carcharoides 10
Cardabiodon 8
Centrophorus 19, 20, 32, 56, 99, 110
Centrosyllium 13
Cetorhinus 10, 25, 31, 39, 72, 96, 97
Chiloscyllium 13, 19, 38, 50, 51, 57, 85, 97, 101, 107
Chimaera 35, 69, 88, 108
Cladoselache 9
Dalatias 76
Dasyatis 11, 15, 19, 25, 38, 46, 50, 51, 55, 86, 87, 91, 93, 97, 101, 102, 110
Deania 32, 49, 97, 101, 107
Diademodus 68
Dipturus 33, 34, 40, 43, 44, 55, 71, 97, 100, 103, 106, 111
Echinorhinus 43
Edaphodon 5, 72, 74
Edestus 6
Elasmodus 72
Eorhincodon 73
Eosqualiolus 76
Etmopterus 18, 19, 32, 48, 52, 55, 84, 98, 99, 103, 108, 109
Euprotomicrus 76
Galeocerdo 11, 13, 24, 31, 34, 47, 53, 96, 106
Galeorhinus 14, 17, 23, 30, 32, 41
Galeus 13, 85, 105
Ginglymostoma 21, 28, 48, 81, 108
Glikmanius 7
Glyphis 26, 36, 56
Helicoprion 8
Hemipristis 33, 96
Heterodontus 18, 54
Hexanchus 12, 43
Himantura 20, 87
Hydrolagus 35, 55, 106, 109
Iago 85, 88
Ischyodus 6, 72
Isistius 23, 30, 52, 95, 98
Isurus 11, 14, 17, 19, 22, 27, 31, 34, 39, 44, 49, 96, 105, 106
Johnlongia 73
Keasius 8, 72, 76
Lamna 26, 39, 55, 98
Leucoraja 22, 53
Lissodus 68
Loxodon 32, 103
Manta 15, 20, 28, 31, 41, 55, 95, 96, 104
Megachasma 26, 73, 96
Mobula 16, 20, 95
Mollisquama 29, 108
Mustelus 14, 17, 24, 40, 41, 45, 50, 53, 98, 100, 101, 103, 107, 112
Myliobatis 34, 56, 71, 82, 92, 100, 106, 109
Narcine 25, 49, 91, 96, 97
Negaprion 15, 37, 41
Neotrygon 87
Notorynchus 32, 36
Okamejei 33, 56, 82, 103, 109
Omanoselache 75
Onchosaurus 5
Orectolobus 17
Oxynotus 29, 34, 96, 102
Paratrygon 52
Pastinachus 85
Platyrhinoidis 90
Polyfaciodus 75
Potamotrygon 19, 20, 21, 30, 33, 51, 52, 93, 99, 108
Prionace 11, 14, 16, 17, 25, 31, 35, 40, 43, 48, 53, 105, 110
Pristiophorus 69
Pristis 16, 25, 26, 30, 42, 77, 96
Proscyllium 36, 97
Protacrodus 68
Pseudaelobatus 5
Pteroplatytrygon 11, 95
Ptychodus 4, 6
Raja 11, 16, 24, 31, 33, 36, 37, 40, 46, 47, 51, 71, 86, 89, 90, 97, 100, 101, 102, 106
Rhincodon 16, 20, 23, 30, 33, 38, 44, 50, 95, 96, 100, 102
Rhinobatos 17, 22, 36, 49, 51, 91, 101, 102, 103

Rhinoptera 19, 33, 35, 48, 86, 89, 91, 100, 103
Rhizoprionodon 12, 21, 27, 31, 32, 36, 85, 93, 102, 103, 105
Rhomphaiodon 67
Rhynchobatus 85, 89, 90
Safrodus 75
Scyliorhinus 14, 24, 26, 35, 38, 48, 50, 52, 69, 80, 99, 108
Scymnodon 56, 109
Somniosus 16, 18, 31, 41, 95, 96, 103
Sphyrna 13, 17, 23, 24, 27, 29, 36, 39, 42, 45, 47, 53, 54, 55, 95, 99, 101, 103, 104, 105, 111
Squaliodalatis 76
Squaliolus 76
Squalus 20, 29, 39, 43, 44, 45, 49, 50, 53, 85, 100, 101, 106
Squatina 16, 17, 27, 39, 46, 95, 99, 100
Stegostoma 23, 105
Sympterygia 39, 43, 45, 92, 100
Synechodus 67
Taeniura 26, 87
Tetronarce 22, 23, 79, 108
Thrinacodus 68
Torpedo 22, 71
Triakis 12
Trygonorrhina 22, 108
Urobatis 21, 37, 80, 100, 108
Urogymnus 87
Urolophus 54, 101
Urotrygon 11, 87, 91, 99
Zearaja 55, 56, 101