

# STRUCTURE OF A POLYCHAETE COMMUNITY IN A MANGROVE IN THE NORTHERN COAST OF BRAZIL

## Estructura de la comunidad de poliquetos en un manglar de la costa norte de Brasil

Allana Stéphanie TAVARES CUTRIM<sup>1</sup>, Lorena Karine SANTOS SOUSA<sup>2</sup>, Rannyele PASSOS RIBEIRO<sup>3</sup>, Verônica Maria DE OLIVEIRA<sup>1</sup>, Zafira da SILVA DE ALMEIDA<sup>1</sup>.

<sup>1</sup> Programa de Pós-Graduação em Recursos Aquáticos e Pesca, Universidade Estadual do Maranhão, Cidade Universitária Paulo VI, Tirirical. São Luís-MA, Brasil.

<sup>2</sup> Programa de Pós-Graduação em Oceanografia, Universidade Federal do Maranhão, Cidade Universitária Dom Delgado, Av. dos Portugueses, 1966. São Luís-MA, Brasil.

<sup>3</sup> Universidad Autónoma de Madrid, Edificio de Biología, Calle Darwin, 2, Cantoblanco, 28059. Madrid, Spain.

\*For correspondence. allana.tavaress@gmail.com

Received: 24<sup>th</sup> August 2017, Returned for revision: 27<sup>th</sup> April 2018, Accepted: 10<sup>th</sup> June 2018.

Associate Editor: José Bastida Zavala.

Citation/Citar este artículo como: Cutrim AST, Sousa LKS, Ribeiro RP, Oliveira VM, Almeida ZS. Structure of a polychaete community in a mangrove in the Northern coast of Brazil. Acta biol. Colomb. 2018;23(3):286-294. DOI:<http://dx.doi.org/10.15446/abc.v23n3.67245>

### ABSTRACT

Polychaetes play an important role in the structure and functioning of benthic communities in mangroves; however, knowledge about these organisms in the Maranhão Amazon coast is scarcity. This study analyzed the ecological aspects of polychaete community in the Quebra Pote mangrove in Maranhão State. Four sampling campaigns were carried out during both rainy and dry periods between November 2013 and July 2014, using 100 meters long transects set perpendicular to the waterline at three zones 50 m between them. A total of 521 organisms were identified belonging to ten families and 15 species; *Nephtys simoni*, *Notomastus* sp., and *Paraonis* sp. represented 58.92 % of all samples. Mobile deposit-feeders polychaetes were dominant and abundant. The Quebra Pote mangrove showed high values of diversity and evenness. The spatial distribution indicated that several species such as *Capitella* sp., *Heteromastus* sp., *N. simoni*, *Notomastus* sp., *Paradoneis* sp., *Paraonis* sp., *Scoloplos texana*, *Sigambra grubei*, and *Syllis gracilis magellanica* were present in all mangrove zones. The diversity and abundance of polychaetes were greater in lower mesolittoral (Zone 1), with a dominance of *Avicennia schaueriana*. The abundance of polychaetes decreased along transects from the lower mesolittoral to upper mesolittoral areas, suggesting that the presence of domestic sewage effects supersedes the vegetation effect.

**Keywords:** annelids, diversity, estuaries, soft bottoms, variation.

### RESUMEN

Los poliquetos desempeñan un importante papel en la estructura y funcionamiento de las comunidades bentónicas de manglares; sin embargo, el conocimiento sobre estos organismos permanece escaso en la costa amazónica de Maranhão, Brasil. Este estudio analizó los aspectos ecológicos de la comunidad de poliquetos del manglar Quebra Pote, Estado de Maranhão. Se realizaron cuatro recolectas durante el período de secas y lluvias, entre noviembre 2013 y julio 2014, se delimitó un transecto de 100 metros de longitud, perpendicular a la línea de agua, con tres zonas distantes entre sí de 50 m. Se cuantificaron 521 individuos distribuidos en diez familias y 15 especies; *Nephtys simoni*, *Notomastus* sp. y *Paraonis* sp., correspondieron al 58,92 % del total muestreado. Los poliquetos detritívoros móviles fueron dominantes y abundantes. El manglar Quebra Pote presentó elevados valores de diversidad y equidad. En la distribución espacial, se observó que varias especies estuvieron presentes en todas las zonas del manglar, por ejemplo *Capitella* sp., *Heteromastus* sp., *N. simoni*, *Notomastus* sp., *Paradoneis* sp., *Paraonis* sp., *Scoloplos texana*, *Sigambra grubei* y *Syllis gracilis magellanica*. La diversidad y abundancia de poliquetos fueron mayores en el mediolitoral inferior (Zona 1), con predominio de *Avicennia schaueriana*. A lo largo de las zonas se observó que la abundancia de poliquetos decrece del mediolitoral inferior hacia al mediolitoral superior, probablemente como consecuencia del desagüe doméstico, que suplantó el efecto de la vegetación.

**Palabras clave:** anélidos, diversidad, estuarios, fondos blandos, variación.

## INTRODUCTION

Mangroves are ecosystems with high productivity in terms of providing food and refuge for resident or migratory species (Schaeffer-Novelli, 1995). About 50 % of all coastal mangroves in Brazil are located within the states of Piauí, Maranhão, Pará, and Amapá (Kjerfve *et al.*, 2002); however, this particular benthic fauna is still poorly identified compared to other coastal areas in the country (Amaral and Jablonski, 2005).

Polychaetes stand-out in benthic macrofauna as one of the most abundant groups with great diversity in body shapes and habitat occupation (Amaral *et al.*, 2005). In addition, they are part of the diet of seabirds as well as many species of fish and crustaceans with commercial importance (Burder *et al.*, 1997; Paiva, 2006). They play an important role in the structure and functioning of benthic communities because of their abundance, diverse eating habits, the occupation of different niches, and relation with different types of sediments (Rohr and Almeida, 2006).

The faunal structure of benthic organisms is influenced by various environmental factors such as rainfall, substrate type and structure, dissolved oxygen, depth, the degree of dynamism, and standard currents (Echeverría and Paiva, 2007; Rodrigues *et al.*, 2016). Moreover, it is likely that the distribution of these organisms is influenced by biotic factors such as vegetation, which can be used as food and refuge, providing ideal conditions for the reproduction of some species (Lewis and Stoner, 1983).

Thus, the macrofaunal composition and abundance in mangroves tend to be influenced by the vegetation density and biomass because the spatial complexity of these habitats leads to a different distribution and abundance patterns in various animal groups (Maia and Coutinho, 2013; Pagliosa *et al.*, 2016). The genus *Rhizophora* L. provides great substrate aeration and habitats through its root system, which favors occupation by the macrofauna (Gill and Tomlinson, 1977; Guerrero and López-Portillo, 2017; Silva-Camacho *et al.*, 2017).

Mangrove trees interfere in the physical environment, modifying predation pressure and food resources, depending on the species, and creating distinct microhabitats and faunal communities (Kon *et al.*, 2010). Areas vegetated by *Rhizophora mangle* L. have high polychaete abundance and diversity. Previous studies on associations between macrofauna and vegetation have been carried out on the Amazon coast of Pará, Brazil (Aviz *et al.*, 2009; Braga *et al.*, 2009). Our study analyzed the polychaete community structure in the Amazon coast of the State of Maranhão in order to determine if the community structure was directly associated with the mangrove's vegetation. This is one of the first studies in Brazil relating the distribution of polychaetes in mangroves with vegetation composition.

## MATERIAL AND METHODS

The coast of Maranhão is approximately 640 km long, located in the Northern Coast of Brazil. Mangroves in Maranhão occupy an area of 5.414.31 km<sup>2</sup> and are displayed as fringes, behind beaches, around beach ridges and sand dunes, or bordering rivers and streams (Sousa-Filho, 2005). The Golfão Maranhense is located in the central region of the state's coast, divided into São Marcos Bay (where the Mearim, Pindaré, and Grajaú Rivers discharge) and São José Bay (where the Itapecuru and Munim Rivers discharge) (Teixeira and Sousa-Filho, 2009).

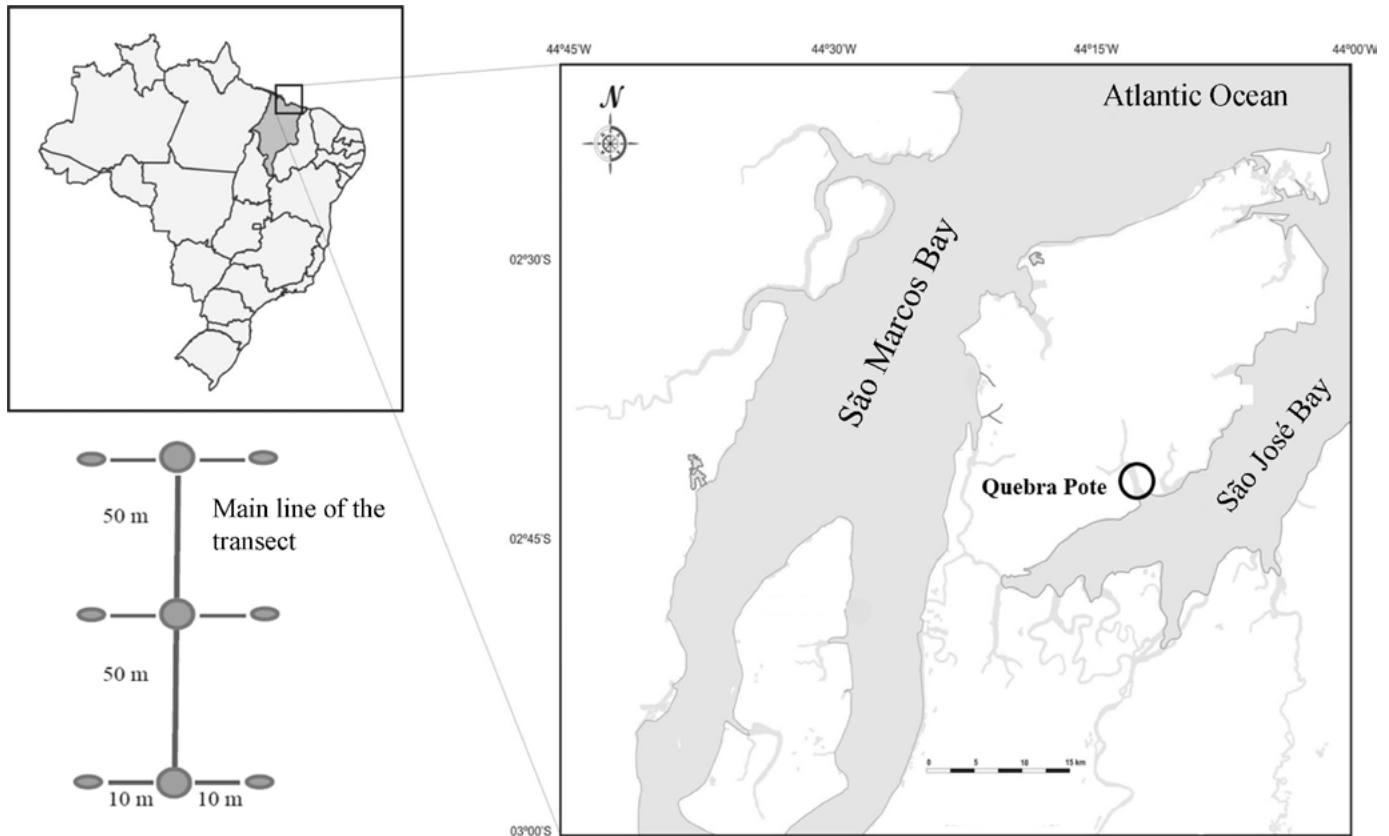
The Quebra Pote mangrove is located in the city of São Luís, in São José Bay, Maranhão (02°41.344' S; 44°12.604' W) (Fig. 1). It is bathed by the Tibiri River, which is approximately 13 km long and carries a nutrient-rich and terrigenous water load, mostly in the rainy season. The mangrove is strongly influenced by tides, which can reach 7.0 to 8.0 m in amplitude (Silva and Almeida, 2002), and affected by the direct interference of domestic sewage discharged *in natura* due to the absence of organic and inorganic waste collection or treatment.

Four sampling campaigns were performed during November 2013, January 2014, March 2014, and July 2014. One hundred meters long transects were set perpendicular to the waterline in a randomly selected area at each sampling event (Fig 1). Each transect was divided into three zones (50 m apart): Zone 1 (lower mesolittoral near the subtidal), Zone 2 (intermediate mesolittoral), and Zone 3 (upper mesolittoral). A total of 36 samples were collected, representing three samples per zone (10 m apart) at each sampling event.

The point-centered quarter method-PCQM (Schaeffer-Novelli and Citrón, 1986; Martins *et al.*, 2011) was used to survey the vegetation following the same sampling transect, and the four nearest trees were identified at each sampling site. The type of mangrove forest and its ecological variables were considered in conjunction with the PCQM results to determine relationships between polychaetes distribution and type of mangrove.

Samples were collected using a PVC corer (10 cm in diameter and 20 cm in depth), fixed in 4 % formaldehyde, and transported to the Fisheries and Aquatic Ecology Laboratory at the Maranhão State University. Selected environmental parameters (salinity, temperature, and dissolved oxygen) were measured with multiparameter Hanna HI- 9828; sediment samples were collected with a PVC corer to determine granulometry and organic matter content at each sampling site (Walkley and Black, 1934; Suguio, 1973).

Samples were screened in a 0.5 mm pore sieve to prevent the loss of specimens and preserved in 70 % ethyl alcohol. Biological material was screened and identified to the possible lowest taxonomical category using stereoscopic and



**Figure 1.** Map of the study area–Quebra Pote, Maranhão.

optical compound microscopes and specialized literature (Fauchald, 1977; Uebelacker and Johnson, 1984; Amaral and Nonato, 1996).

The frequency and abundance of polychaetes species were used as community descriptors. The Shannon-Wiener and Pielou ecological index were used to calculate diversity ( $H'$ ) and evenness ( $J'$ ), respectively. The data from each studied zone were grouped by sampling campaigns and analyzed using multivariate ordination methods in the PRIMER software v6.0. The relative spatial-temporal variations were evaluated by Bray-Curtis similarities, calculated by zones at each sampling date, and based on the abundance data following square root transformation. Data were subsequently analyzed by non-metric multidimensional scaling (MDS) ordination.

The classification of trophic guilds was based on Fauchald and Jumars (1979) and Jumars *et al.* (2015), which classified polychaetes into five trophic groups according to their diet (carnivores (C), herbivores (H), surface deposit-feeders (S) sub-surface deposit-feeders (B), and suspension-feeders (F)) and mobility patterns (mobile (Mv), discreetly mobile (Dm), and sessile (Ss)). The trophic group importance index (IT) was applied to each trophic group (Paiva, 1993).

## RESULTS

Dissolved oxygen ranged from 3.2 mg/L (November) to 7.5 mg/L (July) during the sampling period. Salinity was higher in January (30) and lower in March (11) compared to the other sampling months. Dissolved oxygen and salinity were higher in samples collected in the dry season than in those in the rainy season. The water temperature varied from 25.7 °C (November) to 27.8 °C (March). The substrate was predominantly characterized as clay and silt with high organic matter content (Table 1).

**Table 1.** Granulometric composition and organic matter content in the sediment of Quebra Pote mangrove, Maranhão, Brazil.

Components	Quebra Pote
Fine sand (%)	6
Coarse sand (%)	1
Silt (%)	38
Clay (%)	55
Silt/ Clay (%)	0.69
Organic matter (%)	28

A total of 521 organisms, distributed among ten families and 15 species, were identified in the Quebra Pote mangrove. The most abundant species were *Nephtys simoni*, *Notomastus* sp., and *Paraonis* sp., which together accounted for 58.92 % of all samples. The least represented species were *Isolda pulchella*, *Phyllodoce* sp., and *Streblospio benedicti*. The species *Capitella* sp., *Notomastus* sp., *N. simoni*, *Scoloplos texana*, and *Sigambra grubei* were present in all samples (Table 2).

The Quebra Pote mangrove showed diversity ( $H'$ ), and evenness ( $J'$ ) values corresponding to 2.19 and 0.76, respectively. The group of deposit-feeders, consisting of surface deposit-feeders (IT = 5.187386) and sub-surface deposit-feeders (IT = 4.812184), showed the highest trophic importance in the trophic guilds. These groups were dominant in relation to mobility patterns (Table 3).

**Table 2.** Absolute abundance, relative abundance, and frequency of occurrence (F.O) of polychaete species as a function of the total number of sampled specimens during the sampling campaigns (n = 4) in the Quebra Pote mangrove.

Families	Species	Absolute abundance	Relative abundance (%)	F.O %
Ampharetidae	<i>Isolda pulchella</i> Müller in Grube 1858	1	0.2	25
	<i>Capitella</i> sp.	24	4.60	100
Capitellidae	Capitellidae spp.	19	3.64	75
	<i>Heteromastus</i> sp.	9	1.72	75
	<i>Notomastus</i> sp.	108	20.72	100
Nephtyidae	<i>Nephtys simoni</i> Perkins, 1980	109	20.92	100
	<i>Alitta</i> sp.	13	2.50	75
Nereididae	<i>Nereis</i> sp.	7	1.34	75
	<i>Perinereis anderssoni</i> Kinberg, 1866	4	0.76	25
	Orbiniidae spp.	3	0.57	25
Orbiniidae	<i>Scoloplos texana</i> Maciolek & Holland, 1978	16	3.08	100
	<i>Paradoneis</i> sp.	16	3.08	50
Paraonidae	Paraonidae spp.	8	1.53	75
	<i>Paraonis</i> sp.	90	17.28	75
	<i>Phyllodoce</i> sp.	1	0.20	25
Pilargidae	<i>Sigambra grubei</i> Müller in Grube, 1858	13	2.50	100
Spionidae	<i>Streblospio benedicti</i> Webster, 1879	1	0.20	25
Syllidae	<i>Syllis gracilis magellanica</i> Augener, 1918	79	15.16	75
Total		521	100	

**Table 3.** Families identified and their respective mobility patterns and trophic groups (C = carnivores, B = sub-surface deposit-feeders, S = surface deposit-feeders, Mv = mobile, and Ss = sessile).

Families	Species	Mobility pattern	Trophic group
Ampharetidae	<i>Isolda pulchella</i>	Ss	S
Capitellidae	<i>Capitella</i> sp.	Mv	B
	Capitellidae spp.	Mv	B
	<i>Heteromastus</i> sp.	Mv	B
	<i>Notomastus</i> sp.	Mv	B
Nephtyidae	<i>Nephtys simoni</i>	Mv	C
Nereididae	<i>Alitta</i> sp.	Mv	C
	<i>Nereis</i> sp.	Mv	S
	<i>Perinereis anderssoni</i>	Mv	C
Orbiniidae	Orbiniidae spp.	Mv	B
	<i>Scoloplos texana</i>	Mv	B
Paraonidae	<i>Paradoneis</i> sp.	Mv	S
	Paraonidae spp.	Mv	S
	<i>Paraonis</i> sp.	Mv	S
Phyllodocidae	<i>Phyllodoce</i> sp.	Mv	C
Pilargidae	<i>Sigambra grubei</i>	Mv	C
Spionidae	<i>Streblospio benedicti</i>	Mv	S
Syllidae	<i>Syllis gracilis magellanica</i>	Mv	C

The following species were present in all mangrove areas: *Alitta* sp., *Capitella* sp., Capitellidae sp., *Heteromastus* sp., *N. simoni*, *Notomastus* sp., *Paradoneis* sp., Paraonidae spp., *Paraonis* sp., *S. texana*, *S. grubei*, and *Syllis gracilis magellanica* (Fig. 2).

The highest abundance of polychaetes was observed in the rainy season. However, some species were more abundant in the dry season, such as *N. simoni*, *Notomastus* sp., and *Paraonis* sp.; the species *Capitella* sp., *Paradoneis* sp., and *S. gracilis magellanica*. We observed that *Lumbrineris* sp. and *Lumbrineriopsis* sp. were found only during the dry season, and *P. anderssoni* only in the rainy season (Fig. 3).

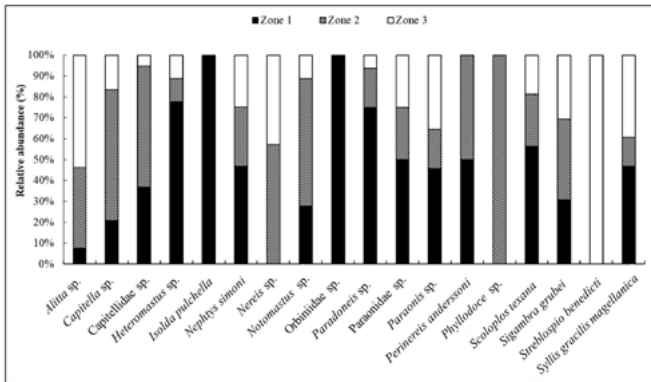


Figure 2. Spatial distribution of polychaete species in the study area, Quebra Pote mangrove, Maranhão.

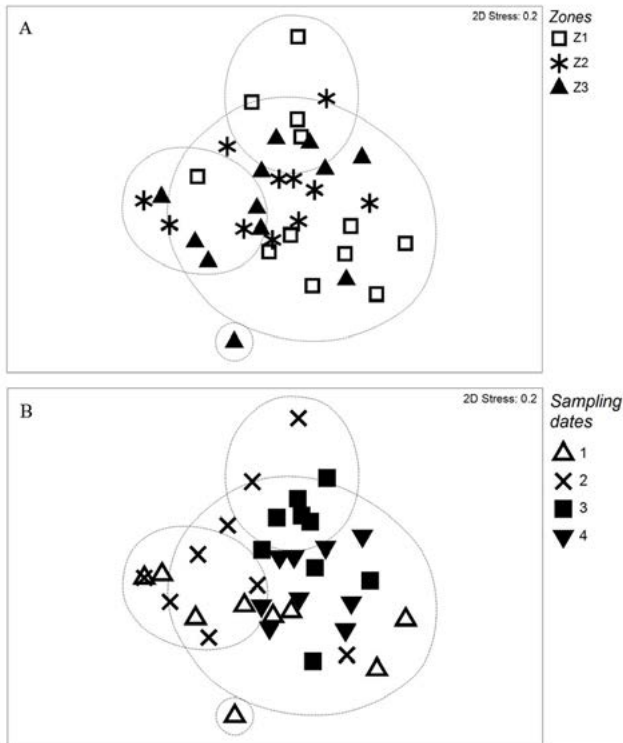


Figure 4. Ordination of mesolittoral zones in the Quebra Pote mangrove in Maranhão obtained from the MDS analysis and according to the similarity of Bray-Curtis.

No significant differences were observed in the spatial-temporal distribution of polychaetes. The nMDS plots did not show clear correlations between zones or sampling dates (Fig. 4a, b). The total abundance of polychaetes decreased from the lower mesolittoral to upper mesolittoral areas (Fig. 5a). Among the most abundant species (*N. simoni*, *Notomastus* sp., and *Paraonis* sp.), only *N. simoni* followed this distribution pattern (Figure 5b). It is noteworthy that *Notomastus* sp. was associated with an area dominated by *R. mangle*, particularly in the intermediate mesolittoral (Zone 2), while *N. simoni* was associated with an area where

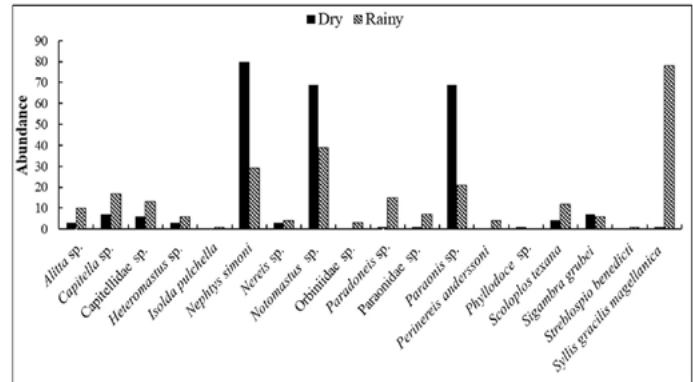


Figure 3. Temporal distribution of polychaete species in the Quebra Pote mangrove, Maranhão.

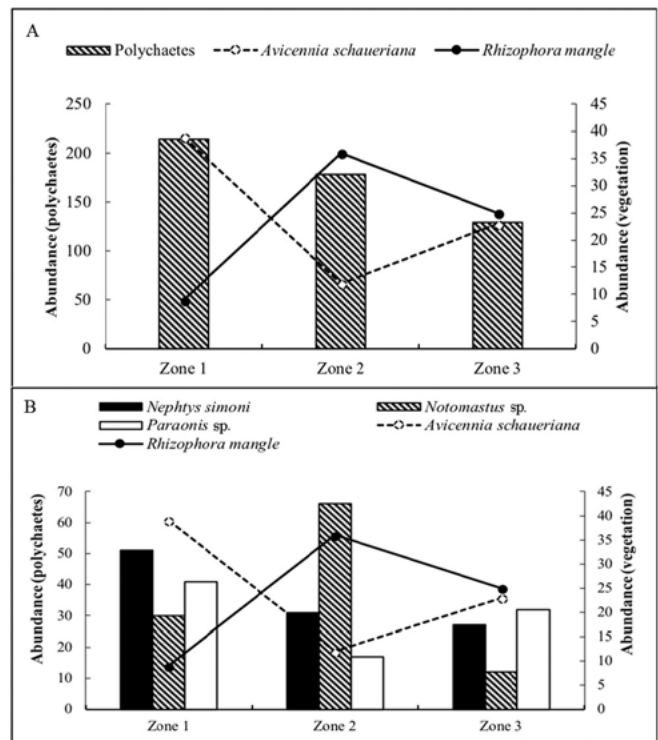


Figure 5. The abundance of polychaetes and types of mangrove in each zone of the mesolittoral (A); and spatial distribution of the most abundant polychaete species and types of mangrove in the Quebra Pote mangrove in Maranhão (B).

*Avicennia schaueriana* (Stapf and Leechm 1939) was present in the lower mesolittoral (Zone 1) (Fig. 5b).

## DISCUSSION

The values of abiotic parameters were constant in the studied periods, except for salinity, which decreases in the rainy season. Similar results were observed by Oliveira and Mochel (1999) in a study about the macro-endofauna of the Parnaçu mangrove located in the Maranhão coast where salinity showed large variations (between 12 and 30).

Salinity did not influence the abundance and diversity of benthic organisms in the present study unlike reports by Barros *et al.* (2008) of high abundance of Nereididae species in areas with low salinity in the Paraguaçu estuary. The contents of organic matter and predominance of silt and clay characterized the Quebra Pote mangrove. A study of the macrofauna living in unconsolidated substrates in the Santa Cruz channel (PE) showed that the type of sediment and salinity were important abiotic factors to the structure of macrofauna: wherein the area with the finest sediment showed greater polychaete abundance and density compared to the other studied macrofauna taxa (Paiva *et al.*, 2005). The predominance of silt and clay in our study differed from other Amazonian mangroves. In the Caeté estuary in Pará, the sediment was characterized by fine sand and the species *Namalycastis terrestris*, *Nephtys fluviatis*, *Mediomastus* sp., and *S. grubei* were abundant (Silva *et al.*, 2011).

In this study, the most abundant polychaetes were *N. simoni*, *Notomastus* sp., and *Paraonis* sp. According to Blake (2000), Capitellidae species such as *Notomastus* sp., are common in unconsolidated substrates and tolerant to wide variations in temperature and salinity. Such adaptations explain why *Notomastus* sp. was the most abundant species in Zones 2 and 3. These zones, which are located further away from the waterline and exposed to domestic sewage, represent the most stressful areas for organisms.

Most species of Capitellidae and Paraonidae are more opportunistic than organic deposit-feeders and non-selective feeders with short cycles of reproduction and recruitment. These characteristics probably favor greater abundances in organically enriched environments (Fauchald and Jumars, 1979; Saleh, 2012; Jumars *et al.*, 2015).

The values of diversity and evenness were relatively high in the Quebra Pote mangrove, which would be expected in an estuary impacted by the discharge of domestic sewage that is inadequately treated. It is noteworthy that domestic sewage contained many toxic compounds (such as metals, oil and lubricants, pharmaceuticals, detergents, and others), which negatively affect the biota (Ugland *et al.*, 2008; Dauvin and Ruellet, 2009). However, the organic enrichment from the discharge of untreated or inadequately treated domestic sewage leads to an increase in abundance and density of opportunistic polychaetes (Pearson and Rosenberg, 1978).

The observed ecological indexes (Shannon-Wiener and Pielou) were higher than those reported in areas with sewage discharge on the coast of Romania (Surugiu and Feunteun, 2008), and those found in other mangroves along the Brazilian coast (Aviz *et al.*, 2009; Pires-Vanin *et al.*, 2011; Garcia *et al.*, 2014). In this study, the diversity was low in areas dominated by *R. mangle*. A similar situation was observed in the *Rhizophora* belt in an impacted area in Kenya, where the reduction in polychaete diversity was accompanied by an increase in the dominance of some species such as *Perinereis vancaurica* and *Mediomastus* sp., which are tolerant to organic enrichment (Penha-Lopes *et al.*, 2013).

Mobile deposit-feeder polychaetes were abundant in this study, corroborating the hypothesis that unconsolidated sediments are more likely favorable environments to deposit-feeder and suspension-feeder species (Snelgrove *et al.*, 1997). The pattern of deposit-feeders found in the Quebra Pote mangrove was similar to that described by Barroso *et al.* (2002) in the Todos Santos Bay in Northeastern Brazil. The dominance of depositivorous species increases bioturbation activities, contributing to the exchange of material between the water column and sediment, as well as with deeper sediment layers (Sivadas *et al.*, 2013).

*Alitta* sp., *Capitella* sp., *Heteromastus* sp., *N. simoni*, *Notomastus* sp., *Paradoneis* sp., *Paraonis* sp., *S. grubei*, and *S. gracilis magellanica* were observed in all mangrove zones. However, *N. simoni* was the most predominant species in Zone 1, and *Notomastus* sp. was the most predominant in Zones 2 and 3. This pattern of distribution can be related to disturbances because contaminants in polluted environments may also be responsible for conditioning the structure of benthic communities (Dauvin and Ruellet, 2009).

*Sigambra grubei* showed the highest density at the sites closest to the river mouth in the estuary of Caeté River in Pará due to increased salinity (Rosa Filho *et al.*, 2006). The spatial distribution of macrofauna especially that of polychaetes, is determined by sediment grain diameter, salinity, sediment composition, and organic matter content (Omena and Amaral, 1997; Neves *et al.*, 2013). However, abiotic factors, predation, and competition are also responsible for spatial and temporal variation (Day *et al.*, 1989; Fanjul *et al.* 2011).

In this study, the greatest abundance of species occurred in the rainy season. Similar results were found in an estuary on the coast of Pará showing high macrofauna abundance and diversity during the rainy season, accompanied by low values of salinity and organic enrichment (Aviz *et al.*, 2012). According to Rosa Filho and Aviz (2013), increased precipitation and low salinity in estuaries act positively on the benthic macrofauna, increasing the density, biomass, and diversity of tolerant species.

It is likely that *Notomastus* sp. is associated with the prevalence of *R. mangle*, mainly in the intermediate mesolittoral. Six species of polychaetes, including

*N. latericeus*, were reported in association with *R. mangle* trunks in a mangrove forest in the State of Pará (Aviz *et al.*, 2009).

It is noteworthy that vegetation can serve as a natural refuge for reproduction and development, as well as a food source, for a wide variety of animals, including polychaetes (Schaeffer-Novelli, 1995).

The diversity and abundance of polychaetes were greater in Zone 1 compared to the other zones in the study, with a dominance of *A. schaueriana*. Polychaete abundance was reduced in Zone 3 compared to Zone 2. *Rhizophora mangle* was the dominant species in these zones. According to Lana and Guiss (1991), the most vegetated areas generate high spatial heterogeneity and increased niches diversity, which affects the structure of the benthic community. Some polychaete species tend to dominate these areas using the rooting structures of trees as shelter and physical support (Lana and Guiss, 1992). Areas dominated by *R. mangle* usually have a great diversity of polychaete species (Metcalf and Glasby, 2008). Nevertheless, in this study, regardless of the large population of *R. mangle* in Zone 3, the presence and influence of domestic sewage in this zone probably supplanted the effect of vegetation, resulting with low abundance and diversity of polychaetes. Local disturbances or increased stability in environmental conditions in the region, closest to the infralittoral and tidal variations, could explain this distribution pattern (Garcia *et al.*, 2014).

## CONCLUSIONS

Our results show that the abundance of polychaetes in the Quebra Pote mangrove does not follow a gradient in the intertidal zones. The polychaete fauna in this mangrove is very heterogeneous showing high values of diversity, richness, and evenness. In addition, this fauna is represented by species belonging to a variety of trophic groups, with deposit-feeders being the most abundant.

These results contribute to the understanding of the polychaete population structure in mangrove substrates in the Amazon coast (State of Maranhão) considering the complexity of mangrove formations; they indicate a possible association between polychaete communities and the formation of mangrove vegetation. Nevertheless, future detailed studies on polychaete-mangrove associations could improve the understanding of these distribution patterns considering the complexity of mangrove formations present in the Amazon coast.

## ACKNOWLEDGEMENTS

The authors are thankful to the National Council for Scientific and Technological Development–CNPq for the financial support provided through a research scholarship granted to the first author, which allowed the execution of this study. We thank the Nice Shindo for the help reviewing English. We are grateful to two anonymous referees for their important comments and suggestions that improved this document.

## CONFLICT OF INTEREST

The authors declare that there is no conflict of interest.

## REFERENCES

- Amaral ACZ, Nonato EF. Anelídeos poliquetos da costa brasileira: características e chave para famílias; glossário. 2. ed. Brasília, CNPq/Coordenação Editorial; 1996. 124 p.
- Amaral ACZ, Jablonski S. Conservação da biodiversidade marinha e costeira no Brasil. Megadiversidade. 2005;1:43-51.
- Amaral ACZ, Rizzo AE, Arruda EP. Manual de identificação dos invertebrados marinhos da região Sudeste-Sul do Brasil. Vol. 1. São Paulo: Editora da Universidade de São Paulo; 2005. 288 p.
- Augener H. Polychaeta. Beitrage zur kenntnis der meeresfauna Westafrikas. 1918;2(2):67-625, plates II-VII.
- Aviz D, Mello CF, Silva PF. Macrofauna associada às galerias de *Neoterredo reynei* (Bartsch, 1920) (Mollusca: Bivalvia) em troncos de *Rhizophora mangle* Linnaeus durante o período menos chuvoso, em manguezal de São Caetano de Odivelas, Pará (costa norte do Brasil). Bol Mus Para Emílio Goeldi. 2009;4(1):47-55.
- Aviz D, Carvalho IL, Rosa Filho JS. Spatial and temporal changes in macrobenthic communities in the Amazon coastal zone (Guajará Estuary, Brazil) caused by discharge of urban effluents. Sci Mar. 2012;76(2):381-390. Doi:10.3989/scimar.03312.16C
- Barros F, Hatje V, Figueiredo MB, Magalhães WF, Dórea HS, Emídio ES. The structure of the benthic macrofaunal assemblages and sediments characteristics of the Paraguaçu estuarine system, NE, Brazil. Estuar Coast Shelf Sci. 2008;78(4):753-762. Doi:10.1016/j.ecss.2008.02.016
- Barroso R, Paiva, PC, Alves OFS. Polychaetes trophic structure in Todos os Santos Bay (BA-Brazil). Bol Mus Nac. 2002;494:I-II.
- Blake JA. 2000. Family Capitellidae Grube. In: Blake JA, Hilbig B, Scott PH, editors. Taxonomic Atlas of the benthic fauna of the Santa Maria Basin and Western Santa Bárbara Channel vol. 7. The Annelida, Part 4. Polychaeta (Flabelligeridae to Sternaspidae). Santa Barbara Museum of Natural History, Santa Barbara California; 1862. p.47-96.
- Braga CF, Beasley CR, Isaac VJ. Effects of plant cover on the macrofauna of *Spartina* marshes in northern Brazil. Braz Arch Biol Technol. 2009;52(6):1409-1420. Doi:10.1590/S1516-89132009000600013
- Burder J, Niles L, Clarke KE. Importance of beach, mudflat and marsh habitats to migrant shorebirds on Delaware Bay. Biol Conserv. 1997;79(2):283-292. Doi:10.1016/S0006-3207(96)00077-8
- Day JW, Hall CAS, Kemp WM, Yáñez-Arancibia A. Zooplankton, the drifting consumers. In: Day JW, Hall CAS, Kemp, WM, Yáñez-Arancibia A, editors. Estuarine ecology. John Wiley & Sons, New York; 1989. 576 p.

- Dauvin JC, Ruellet T. The estuarine quality paradox: Is it possible to define an ecological quality status for specific modified and naturally stressed estuarine ecosystems? *Mar Pollut Bull.* 2009;59(1):38-47. Doi:10.1016/j.marpolbul.2008.11.008
- Echeverría CA, Paiva PC. ¿Idiosincrasias del bentos antártico?. *Oecol Bras.* 2007;10(2):165-176.
- Fanjul E, Bazterrica MC, Escapa M, Grela MA, Iribarne O. Impact of crab bioturbation on benthic flux and nitrogen dynamics of Southwest Atlantic intertidal marshes and mudflats. *Estuar Coast Shelf Sci.* 2011;92:629-638. Doi:10.1016/j.ecss.2011.03.002
- Fauchald K. The polychaetes worms: definitions and Keys to the orders, families and genera. Los Angeles: Natural History Museum of Los Angeles/ University of Southern California/ Allan Hancock Foundation; 1977. 190 p.
- Fauchald K, Jumars PA. The diet worms: a study of polychaete feeding guilds. Aberdeen University Press; 1979. p.193-284.
- Garcia KS, Acacio LEM, Alves OF, Oliveira OMC, Maddock JEL, Silva MBF. Análise da macrofauna bentônica da região nordeste da Baía de Todos os Santos, Bahia. *Cad Geocienc.* 2014;11(1-2):121-134.
- Gill AM, Tomlinson PB. Studies of the growth of Red Mangrove (*Rhizophora mangle* L.) 4. The adult root system. *Biotropica.* 1977;9(3):145-155. Doi:10.2307/2989815
- Grube AE. Einiges über die Annelidenfauna der Insel Santa Catharina an der brasilianischen Küste. *Arch Naturgesch.* 1858;24(1):211-220.
- Guerrero MR, López-Portillo J. Colonización y supervivencia de epibiontes sésiles en substratos artificiales similares a rizóforos de *Rhizophora mangle* (Rhizophoraceae) en La Mancha, México. *Rev Biol Trop.* 2017;65(2):745-761.
- Jumars PA, Dorgan KM, Lindsay SM. Diet of worms emended: an update of polychaete feeding guilds. *Ann Rev Mar Sci.* 2015;7:497-520. Doi:10.1146/annurev-marine-010814-020007
- Kinberg JGH. *Annulata nova.* Öfvers Kongl Vetensk Akad Förh. 1866;21:559-574.
- Kjerfve B, Perillo GM, Gardner LR, Rine JM, Dias GTM, Mochel FR. Morphodynamics of muddy environments along the Atlantic coast of North and South America. In: Healy TR, Wang Y, Healy JA, editors. *Muddy Coasts of the World: Processes, deposits and Functions.* Amsterdam: Elsevier Science; 2002. p.479-532.
- Kon K, Kurokura H, Tongnunui P. Effects of the physical structure of mangrove vegetation on a benthic faunal community. *J Exp Mar Biol Ecol.* 2010;383(2):171-180. Doi:10.1016/j.jembe.2009.11.015
- Lana PC, Guiss C. Influence of *Spartina alterniflora* on structure and temporal variability of macrobenthic associations in a tidal flat of Paranaguá Bay (southeastern Brazil). *Mar Ecol Prog Ser.* 1991;73:231-244.
- Lana PC, Guiss C. Macrofauna-plant - biomass interactions in a euhaline salt marsh in Paranaguá Bay (SE Brazil). *Mar Ecol Prog Ser.* 1992;80:57-64.
- Lewis FG, Stoner AW. Distribution of macrofauna within seagrass beds: an explanation for patterns of abundance. *Bull Mar Sci.* 1983;33(2):296-304.
- Maciolek NJ, Holland JS. *Scoloplos texana*: a new orbiiniid polychaete from south Texas, with notes on the related species *Scoloplos treadwelli* Eisig. *Contrib Mar Sci.* 1978;21:163-169.
- Maia RC, Coutinho R. The influence of mangrove structure on the spatial distribution of *Melampus coffeus* (Gastropoda: Ellobiidae) in Brazilian estuaries. *Pan-Am J Aquat Sci.* 2013;8(1):21-29.
- Martins PTA, Couto ECG, Delabie JHC. Fitossociologia e estrutura vegetal do manguezal do rio Cururupe (Ilhéus, Bahia, Brasil). *Revista Gest Cost Integ.* 2011;11(2):163-169.
- Metcalf KN, Glasby CJ. Diversity of polychaeta (Annelida) and other worm taxa in mangrove habitats of Darwin Harbour, northern Australia. *J Sea Res.* 2008;59(1):70-82. Doi:10.1016/j.seares.2007.06.002
- Müller F. Einiges über die Annelidenfauna der Insel Santa Catharina an der brasilianischen Küste. *Archiv für Naturgeschichte, Berlin.* 1858;24(1):211-220, plates VI-VII.
- Neves RSF, Echeverria CA, Pessoa LA, Paiva PC, Paranhos R, Valentim JL. Factors influencing spatial patterns of molluscs in a eutrophic tropical bay. *J Mar Biol Assoc U.K.* 2013;93(3):577-589. Doi:10.1017/S0025315412001105
- Oliveira VM, Mochel FR. Macroendofauna benthica de substratos móveis de um manguezal sob impacto das atividades humanas no Sudoeste da ilha de São Luís, Maranhão, Brasil. *Bol Lab Hidro.* 1999;12:75-93.
- Omena EP, Amaral ACZ. Distribuição espacial de Polychaeta (Annelida) em diferentes ambientes entremarés de praias de São Sebastião (SP). *Oecol Bras.* 1997;3(1):183-196.
- Pagliosa PR, Oortman MS, Rovai AS, Soriano-Sierra EJ. Is mangrove planting insufficient for benthic macrofaunal recovery when environmental stress is persistent? *Ecol Eng.* 2016; 95:290-301. Doi:10.1016/j.ecoleng.2016.06.036
- Paiva PC. Trophic structure of a shelf polychaete taxocoenosis in southern Brazil. *Cah Biol Mar.* 1993;35(1):39-55.
- Paiva ACG, Coelho PA, Torres MFA. Influência dos fatores abióticos sobre a macrofauna de substratos inconsolidados da zona entre-marés no canal de Santa Cruz, Pernambuco, Brasil. *Arq Cienc Mar.* 2005;38(1-2):85-92.
- Paiva PC. Capítulo 7. Filo Annelida. Classe Polychaeta. In: Lavrado H.P., Ignacio B.I, editors. *Biodiversidade bentônica da região central da zona econômica exclusiva brasileira.* Rio de Janeiro: Museu Nacional; 2006. p. 261-298.



- Pearson TH, Rosenberg R. Macrobenthic succession in relation to organic enrichment and pollution of the marine environment. *Oceanogr Mar Biol.* 1978;16:229-311.
- Penha-Lopes G, Fidalgo and Costa P, Gil J, Leal MG, Cannicci S, Macia A, *et al.* Effects of sewage discharge on polychaete communities in East African peri-urban Equatorial and Subtropical mangroves. *WIO J Mar Sci.* 2013;12(1):1-14.
- Perkins TH. Review of the species previously referred to *Ceratonereis mirabilis*, and descriptions of new species of *Ceratonereis*, *Nephtys*, and *Goniada* (Polychaeta). *Proc Biol Soc Wash.* 1980;93(1):1-49.
- Pires-Vanin AMS, Muniz P, De Leo F. Benthic macrofauna structure in the northeast area of Todos os Santos Bay, Bahia state, Brazil: patterns of spatial and seasonal distribution. *Braz J Oceanogr.* 2011;59(1):27-42. Doi:10.1590/S1679-87592011000100003
- Rodrigues CAL, Ribeiro RP, Santos NB, Almeida ZS. Patterns of mollusc distribution in mangroves from the São Marcos Bay, coast of Maranhão State, Brazil. *Acta Amaz.* 2016;46(4):391-400. Doi:10.1590/1809-4392201600493
- Rohr TE, Almeida TCM. Anelídeos poliquetas da plataforma continental externa ao Lago do Estado de Santa Catarina-Brasil: situação de verão e inverno. *Braz J Aquat Sci Technol.* 2006;10(1):41-50. Doi:10.14210/bjast.v10n1.p41-50
- Rosa Filho JS, Busman DV, Viana AP, Gregório AM, Oliveira DM. Macrofauna bentônica de zonas entre-marés não vegetadas do estuário do rio Caeté, Bragança, Pará. *Bol Mus Para Emílio Goeldi.* 2006;2(3):109-121.
- Rosa Filho JS, Aviz D. Macrobenthic communities of an Amazonian estuary (Guajará Bay, Brazil): temporal and spatial changes. *J Coast Res.* 2013;65(sp1):123-128. Doi:10.2112/SI65-022.1
- Saleh AAF. Effects of multiple-source pollution on spatial distribution of polychaetes in Saudi Arabia. *Res J Environ Toxicol.* 2012;6(1):1-12. Doi:10.3923/rjet.2012.1.12
- Schaeffer-Novelli Y, Cintrón G. Guia para estudo de áreas de manguezal. Estrutura, função e flora. *Caribbean Ecol Res.*; 1986. 150 p.
- Schaeffer-Novelli Y. Manguezal: ecossistema entre a terra e o mar. São Paulo: Caribbean Ecol Res; 1995. 64 p.
- Silva JRR, Almeida ZS. Zoneamento vertical dos crustáceos bentônicos em substratos inconsolidados do manguezal do quebra-pote na ilha de São Luís, Maranhão – Brasil. *Bol Tec Cient Cepene.* 2002;10:125-143.
- Silva RF, Rosa-Filho JS, Souza RS, Souza-Filho PW. Spatial and temporal changes in the structure of soft-bottom benthic communities in an Amazon estuary (Caeté estuary, Brazil). *J Coastal Res.* 2011;64:440-444.
- Silva-Camacho DS, Gomes RS, Santos JNS, Araújo FG. Distribution of benthic fauna in sediment grains and prop roots of a mangrove channel in south-eastern Brazil. *J Mar Biol Assoc U.K.* 2017;97(2):377-385. Doi:10.1017/S0025315416000485
- Sivadas SK, Ingole BS, Fernandes CEG. Environmental gradient favours functionally diverse macrobenthic community in a placer rich tropical bay. *Sci World J.* 2013;2013. Doi:10.1155/2013/750580
- Snelgrove P, Blackburn TH, Hutchings PA, Alongi DM, Grassle JF, Hummel H, *et al.* The importance of marine biodiversity in ecosystem processes. *Ambio.* 1997;26(8):578-583.
- Sousa-Filho PWM. Costa de manguezais de macromaré da amazônia: cenários morfológicos, mapeamento e quantificação de áreas usando dados de sensores remotos. *Rev Bras Geof.* 2005;23(4):427-435. Doi:10.1590/S0102-261X2005000400006
- Suguo K. Introdução à Sedimentologia. Edgard Blücher, EDUSP. São Paulo; 1973. 318p.
- Surugiu V, Feunteun M. The structure and distribution of polychaete populations influenced by sewage from the Romanian Coast of the Black Sea. *Analeta Stiintifice ale Universitatii “Al. I. Cusa” Iasi, s. Biologie animala.* 2008;54:177-184.
- Teixeira SG, Sousa-Filho PWM. Mapeamento de ambientes costeiros tropicais (Golfão Maranhense, Brasil) utilizando imagens de sensores remotos orbitais. *Rev Bras Geof.* 2009;1:69-82. Doi:10.1590/S0102-261X2009000500006
- Uebelacker JM, Johnson PG. Taxonomic guide to the polychaetes of the northern Gulf of Mexico. Louisiana: Minerals Management Service, U.S Department of Interior; 1984.v.1-7.
- Ugland KI, Bjørgesæter A, Bakke T, Fredheim B, Gray JS. Assessment of environmental stress with a biological index based on opportunistic species. *J Exp Mar Biol Ecol.* 2008;366(1):169-174. Doi:10.1016/j.jembe.2008.07.021
- Walkley A, Black JA. An examination of the Degtjareff method for determining soil organic matter, and proposed modification of the chromic acid titration method. *Soil Sci.* 1934;37(1):29-38.
- Webster HE. The Annelida Chaetopoda of New Jersey. *Ann Rep New York State Mus Nat Hist.* 1879;32:101-128.