


ecoxotic



Coral Planning Map

Your *what goes where* reference for corals hard and soft.



Just like any living animal, corals have places they like to live and places they don't. This map will help guide you in the successful placement of your corals for optimal growth and success using our Panorama LED fixtures.

Zone 1 is the shallowest depth with a distance of up to 12" from the LED. High light requiring corals or clams with a requirement for stronger clean water flow should be placed in this zone of the aquarium.

Zone 1 Soft Corals

Button polyps, Pink (*Zoanthus sp.*)

Zone 1 Hard Corals

Bird's nest coral (*Seriatopora hystrix*)

Cat's paw, Stylophora coral (*Stylophora sp.*)

Porites coral (*Porites sp.*)

Merulina, Cabbage/Ridge coral (*Merulina ampliata*)

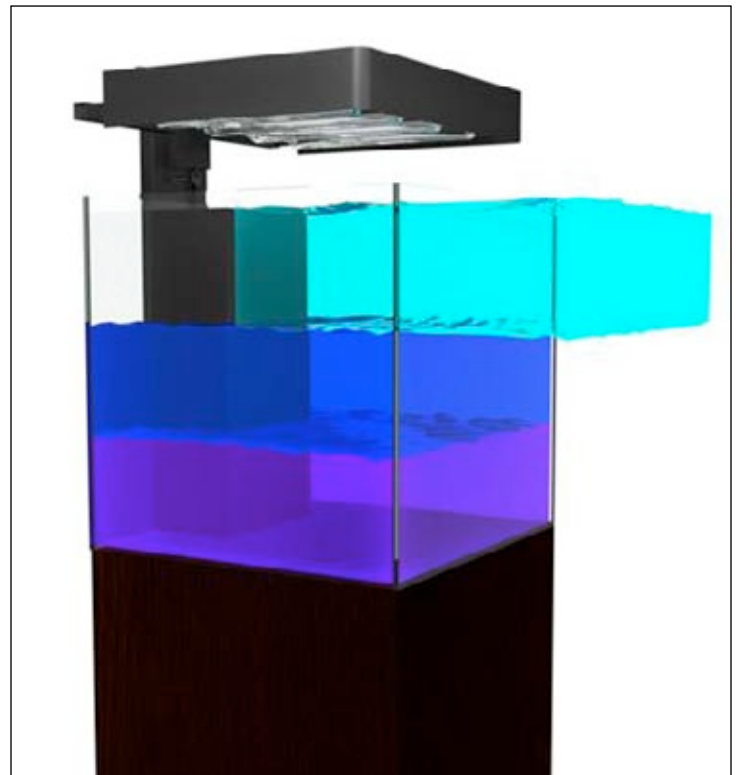
Horn, Knob coral (*Hydnophora sp.*)

Cauliflower coral (*Pocillopora damicornis*)

Zone 1 Clams

Maxima clam (*Tridacna maxima*)

Crocea clam (*Tridacna crocea*)



Zone 2 is the “middle” depth with a distance of up to 18” from the LED. This medium to high light-level zone provides the ideal setting for a large variety of both soft and hard corals. Water flow is usually higher in this zone, creating a good light/water flow combination for hard corals.

Zone 2 Soft Corals

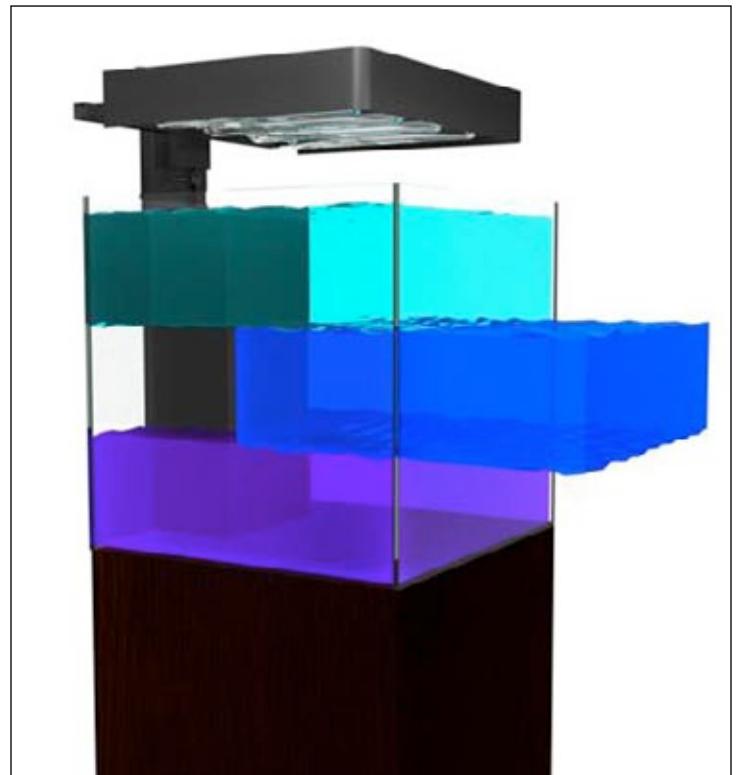
Flower, Ricordea mushroom (*Ricordea yuma*)
 Devil's Hand leather (*Lobophytum sp.*)
 Yellow leather (*Sacrophyton elegans*)
 Pipe organ (*Tubipora musica*)
 Cabbage leather (*Sinularia dura*)
 Spaghetti finger leather (*Sinularia flexibis*)
 Green hairy mushrooms (*Rhodactis indosinensis*)
 Colony polyps, sea mat zoanthids (*Zoanthus sp.*)
 Waving hand coral (*Anthelia sp.*)
 Gorgonians, Sea fans (*All photosynthetic species*)

Zone 2 Hard Corals

Button, Disk coral (*Scolymia vitiensis*)
 Tongue, Slipper coral (*Polyphyllia sp.*)
 Trumpet coral (*Caulastrea curvata*)
 Lobed brain coral (*Lobophyllia hemprichii*)
 Hammer, Anchor coral (*Euphyllia paranchora*)
 Green eyed cup coral (*Mycedium sp.*)
 Spiny cup, Lettuce coral (*Pectinia sp.*)
 Flower Pot coral (*Goniopora sp.*)
 Torch coral (*Euphyllia glabrescens*)
 Frogspawn coral (*Euphyllia paradivisa*)
 Brain worm, Maze coral (*Platygyra sp.*)
 Cup coral (*Turbinaria peltata*)
 Brain, Pineapple coral (*Favites sp.*)
 Montipora coral, encrusting (*Montipora nodosa*)
 Montipora, Velvet Branch coral (*Montipora digitata*)
 Horn coral, encrusting (*Hydnophora exesa*)
 Leaf Plate Montipora coral (*Montipora capricornis*)
 Pavona, Cactus coral (*Pavona decussatus*)
 Whisker coral (*Duncanopsammia axifuga*)
 Australian acan, Lord (*Acanthastrea lordhowensis*)

Zone 2 Clams

Derasa clam (*Tridacna derasa*)
 Gigas clam (*Tridacna gigas*)



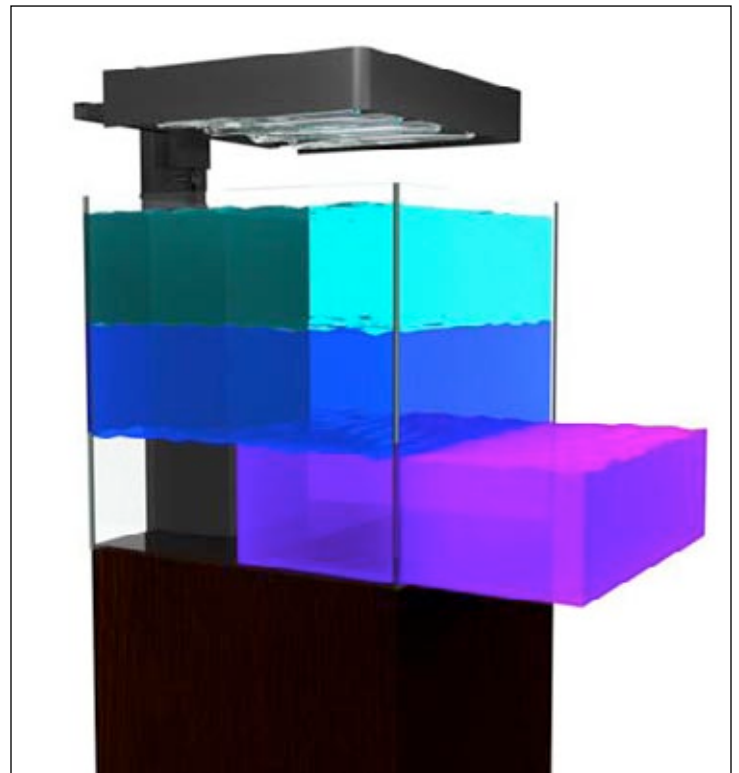
Zone 3 is the deepest part of your aquarium with a recommended distance of up to 24" from the LED system. This medium to low light level zone usually has slower water flow movement as the bottom of the aquarium can often consist of sand or other substrates.

Zone 3 Soft Corals

Xenia, Pumping Xenia (*Xenia elongata*, *Xenia umbellate*)
 Kenya Tree (*Capnella sp.*)
 Finger leather (*Sinualria sp.*)
 Clove, Glove polyp (*Clavularia sp.*)
 Toadstool, Umbrella leather (*Sarcophyton sp.*)
 Star polyps (*Briareum sp.*)
 Mushroom coral (*Actinodiscus sp.*)
 Colt, Cauliflower coral (*Cladiella sp.*)
 Bull's eye, Tonga blue mushroom (*Rhodactis inchoata*)
 Button, Moon polyp (*Protopalythoa sp.*)
 Colony polyps, Sea mat zoanthids (*Zooanthus sp.*)
 Yellow polyps (*Parazoanthus sp.*)

Zone 3 Hard Corals

Open brain (*Trachyphyllia geoffroyi*)
 Plate coral, short tentacle (*Fungia repanda*)
 Candy cane coral (*Caulastrea furcata*)
 Button, Cat's eye, Tooth coral (*Cynarina lacrymalis*)
 Bubble coral, Pearl (*Physogyra sp.*)
 Fox coral (*Nemanzophyllia turbida*)
 Button, Disk coral (*Scolymia vitiensis*)
 Elegance Coral (*Trachyphyllia turbida*)
 Bubble coral (*Plerogyra sinuosa*)
 Brain coral, Wesophyllia (*Trachyphyllia radiata*)
 Blastomussa coral (*Blastomussa wellsi*)





Dies ist ein WWF-Dokument und kann nicht ausgedruckt werden!

Das WWF-Format ist ein PDF, das man nicht ausdrucken kann. So einfach können unnötige Ausdrücke von Dokumenten vermieden, die Umwelt entlastet und Bäume gerettet werden. Mit Ihrer Hilfe. Bestimmen Sie selbst, was nicht ausgedruckt werden soll, und speichern Sie es im WWF-Format. saveaswwf.com

This is a WWF document and cannot be printed!

The WWF format is a PDF that cannot be printed. It's a simple way to avoid unnecessary printing. So here's your chance to save trees and help the environment. Decide for yourself which documents don't need printing – and save them as WWF. saveaswwf.com

Este documento es un WWF y no se puede imprimir.

Un archivo WWF es un PDF que no se puede imprimir. De esta sencilla manera, se evita la impresión innecesaria de documentos, lo que beneficia al medio ambiente. Salvar árboles está en tus manos. Decide por ti mismo qué documentos no precisan ser impresos y guárdalos en formato WWF. saveaswwf.com

Ceci est un document WWF qui ne peut pas être imprimé!

Le format WWF est un PDF non imprimable. L'idée est de prévenir très simplement le gâchis de papier afin de préserver l'environnement et de sauver des arbres. Grâce à votre aide. Définissez vous-même ce qui n'a pas besoin d'être imprimé et sauvegardez ces documents au format WWF. saveaswwf.com



SAVE AS WWF, SAVE A TREE