

# The Atlanta Orchid Society Bulletin



*Affiliated with the American Orchid Society, the Orchid Digest Corporation and the Mid-America Orchid Congress. 2001 Recipient of the American Orchid Society's Distinguished Affiliated Societies Service Award*

Newsletter Editor: Danny Lentz

Volume 47: Number 3

www.atlantaorchidsociety.org

March 2006

## MARCH EVENTS

### The Meeting:

**8:00 Monday, March 13 at Atlanta Botanical Garden  
David Mellard – Fertilizer and Water Quality (part 2)**

Please bring your handouts from the January meeting as you will need them for the remainder of David Mellard's talk about water quality and fertilizers. The second portion of the talk will cover in more detail the effect of Atlanta's low alkalinity water on growing conditions for orchids, particularly as it affects choosing the right fertilizer and understanding the importance of pH in the orchid mix. David will report on specific studies that have been done on orchid nutrition, covering topics such as nitrogen concentration and fertilizing frequency. He'll also demonstrate how to measure the pH in an orchid pot and how to use electrical conductivity measurements to monitor orchid nutrition.

AtIOS members can bring plants to sell at the March meeting. Please remember that 10% of sales should be donated to the society.



*Cynorkis fastigiata*

### Greengrowers at Rob Rinn's house on March 18

Our first Greengrower's visit of the year will be to Rob Rinn's house. Please see page 4 for details.

#### Inside This Issue

Atlanta Orchid Society 2006 Officers.....	Page 2
Member Spotlight – Don & Mary Helen Reinhard.....	Page 2
Events Out and About.....Dates for your Calendar.....	Page 3
Minutes of the February Meeting .....	Page 3
Greengrowers at Rob Rinn's House.....	Page 4
Notes from the February Board Meeting .....	Page 5
The February Exhibition Table .....	Page 6
Billy Frye's Notes on Growing His <i>Angraecum sesquipedale</i> .....	Page 9
Recent Awards from the Atlanta Judging Center.....	Page 10
Collector's Item : <i>Dendrochilum</i> Blume.....	Page 13
Recent Blooms at the Atlanta Botanical Garden.....	Page 14
Notes from H.P. Norton's Talk on Phragmipediums.....	Page 15

All contents © Atlanta Orchid Society unless otherwise noted.

## THE ATLANTA ORCHID SOCIETY

### Officers

**President - Richard Hallberg**  
152 Sloan St.  
Roswell, GA 30075  
770-587-5827  
rkhallberg@mindspring.com

**Vice-President/Programs - Mark Reinke**  
155 Marble Branch Trail  
Walhalla, SC 29691  
864-718-0152  
markreinke@direcway.com

**Secretary - Sandy Phillips**  
870 Virginia Circle NE  
Atlanta, GA 30306  
404-874-1417  
jerro@mindspring.com

**Treasurer - Reba Herzfeld**  
4798 Summerset Lane  
Dunwoody, GA 30338  
770-394-3731  
rebareneek@aol.com

**Immediate Past President - David Mellard**  
770-270-5758  
dmellard@cdc.gov

### Directors (year term expires)

**Sondra Nierenberg** (2006)  
770-579-3376  
sondranier@aol.com

**Fred Missbach** (2006)  
404-237-1694  
fredmissbach@aol.com

**Mikie Emerson** (2007)  
404-289-3684  
knotmary@earthlink.net

**Danny Lentz** (2007)  
770-640-0112  
dblgongora@bellsouth.net

**Barbara Dampog** (2008)  
770-923-5495  
bdampog@aol.com

**Rob Rinn** (2008)  
678-354-0443  
RobertDRinn@aol.com

### Other Volunteers


**Newsletter Editor/Greengrowers**  
**Danny Lentz**

**Webmaster**  
**John O'Connell**  
joconnel@bellsouth.net

**Librarians - Karen Chandler**  
**and Mikie Emerson**

**Show Chair - David Mellard**  
**Hospitality - Terry Glover**

## Member Spotlight



### Don & Mary Helen Reinhard

shapes, sizes & conditions. We've managed to only kill one, so far, & we froze it to death on the road from Nashville.

Don retired in 1987 after spending 28 yrs, 3 mo & 28 days in Uncle Sam's Army, traveling the world, supplying the troops with ammo. We were married in 1959, and Mary Helen became a camp follower, raising 4 kids in all sorts of lovely locations and giving our family stability. Our progeny number a Colonel in the Army, a retired Lt/Col from the Army, an MD & a lawyer.

After retiring, Don worked in marketing for Allen Bradley in Milwaukee and for several other outfits. We wound up in Atlanta in Nov 1989. After a long, convoluted story we chucked working for corporate America & became glass and stone etchers & stained glass artists in 1992. Our specialty is production work of very precise & accurate multiple reproductions of designs. Our motto is "If it scratches, we etch it!". (We once etched a polo club logo on an emu egg.) We also tell prospective clients "We have no minimum order - but we refuse to cut a glass in half - unless paid handsomely for the job." Another dangerous statement.

We once had to cut a 14 inch tall heavy crystal vase in half vertically & etch the inside of it. We have done a restaurant divider, a foyer window, 2500 wine glasses for a banquet, and bunches of awards in glass, crystal, granite, marble & alabaster. Our work has gone to such diverse clients as the 1996 Olympics, Coke, AT&T, Arnold Schwarzenegger and a myriad of others.

In our spare time, we are building our house in very rural Dawson County as well as a shop/studio and a well house that looks like a small chapel, complete w/ steeple.

Former Atlanta Orchid Society member Bob Gardner passed away on January 27, 2006. Bob was a past-president of our society and also served a term as chair of the Atlanta Judging Center during the 80's. He is survived by his wife Jeanette and two sons. If you would like to send a note of condolence, the address is 711 Elliott Road, McDonough, GA 30252.

### **Welcome to our new members:**

Tony & Maggie Kiss – Concord, GA

Greg Daugherty - Doraville

### **and our returning members:**

Ed & AnnaLee Boyett - Atlanta

Don & Mary Helen Reinhard got hooked on orchids exactly one year ago when we hauled our daughter, Elaine's, small collection of orchids to Atlanta from Nashville. Elaine has a soft spot for all things soft, small & furry and/or green and growing in a pot. She rescued a Home Depot Phal from abandonment beside a dumpster at her apartment complex, and the rest is history. Our collection now consists of about 40 plants of all

## Events Out and About

### March

3/3-3/5 Miami International Orchid Show  
<http://www.southfloridaorchidsociety.org/>

3/3-3/5 Savannah Orchid Show.  
 Contact Sandy Hardy 912-572-3355  
[sandy.hardy@deepsouthorchid.org](mailto:sandy.hardy@deepsouthorchid.org)

Saturday, 3/11 American Orchid Society monthly judging, Atlanta Judging Center, 2 pm, ABG basement workshop. If entering plants, please arrive before 1:30 pm to allow time for research and paperwork.

**Monday, 3/13 Atlanta Orchid Society monthly meeting**, ABG, Day Hall, 8 p.m. David Mellard will finish his talk on water quality and fertilizers.

3/16-3/18 Carter and Holmes Spring Open House and Sale.

**Saturday, 3/18 Greengrowers: Rob Rinn**  
 See page 4 for details.

3/24-3/26 Heart of Dixie Orchid Society Show. Madison, AL. Contact Josie Asquith (256)881-2571 [JLAsquith@bellsouth.net](mailto:JLAsquith@bellsouth.net)

3/24-3/26 Santa Barbara Int'l Orchid Show  
 3/24-3/26 Asheville, NC Orchid Show

3/31-4/2 Greater Pensacola Orchid Society Show, Pensacola, FL. Contact Mary Roberts, (850) 477-4935, [MACR813@bellsouth.net](mailto:MACR813@bellsouth.net)

### April

4/5-4/9 AOS Spring Meeting in Orlando, FL.

Saturday, 4/8 American Orchid Society monthly judging, Atlanta Judging Center, 2 pm, ABG basement workshop.

**Monday, 4/10 Atlanta Orchid Society monthly meeting**, ABG, Day Hall, 8 p.m. Bob Martin of Signal Mountain, TN will present "Those Sexy Orchids", an informative talk on the mechanisms with which Mother Nature has equipped orchids to attract pollinators and reproduce themselves.

4/20-4/23 Greater New York Orchid Show

**Saturday, 4/22 Greengrowers: Mark Reinke & Gary Collier (Marble Branch Farms)**

### May

5/19-5/21 Redlands Orchid Festival

## MINUTES OF THE FEBRUARY MEETING

- The Atlanta Orchid Society Meeting was brought to order by President Richard Hallberg. The minutes from the last meeting were approved as written.
- The board approved the 2006 budget with a \$600 budget deficit. The prevailing view is the budget will balance before the end of the year with ideas for new revenue.
- Please submit Atlanta Orchid Society dues for 2006 to Reba Herzfeld as soon as possible.
- If any members have not received a 2005 directory, please contact Reba Herzfeld.
- The Atlanta Botanical Gardens needs docents for the Orchid House on Thursday, Friday, Saturday, Sunday. The current staff of volunteers cannot cover it as it should be. Marianne Gilmore is a docent and highly recommends the position for many reasons; one of which is the exposure to people from all over the world, both beginners and experienced orchid growers, who will share their orchid experiences with you.
- Thanks to Rob Rinn who has donated Cymbidium Society of America journals to the Library.
- On July 29, Roy Harrow will host the annual pool/auction party at his home in Smyrna. He needs three volunteers from the AtIOS to help with the finances. As evidenced by past auctions, this is a fun opportunity to buy and sell orchids. Mark your calendars.
- Our thanks to the orchid judges: Karen Chandler, Barbara Dampog, Evan Dessasau III, Mikie Emerson, David Mellard, Rob Rinn, James Van Horne.
- Our thanks to those who donated plants to the raffle table: Margo Brinton/Eldon Park (3), Chase Broward, Cathy Caine, Rob Rinn and others.
- Our thanks to those who provided refreshments: Cathy Caine, Marianne Gilmore, Sandy Phillips, Mary Helen Reinhard, Geni Smith, Helen Weil and others.
- Special thanks to Bill Ellenberg of Peach State Orchids, who donated five great orchids for the silent auction.
- Welcome to new members: Tony and Maggie Kiss, who moved from Charlotte, N.C. and the North Carolina Orchid Society, to Concord, Ga. and welcome to Greg Daugherty of Doraville, Ga. Welcome to returning members (and past-presidents) Ed and AnnaLee Boyett who originally joined in the 1960s.
- H.P. Norton, owner of Orchidview in Moncks Corner, South Carolina (near Charleston), spoke on Phragmipediums.

The meeting was adjourned.

Respectfully submitted, Sandy Phillips

**Greengrowers at Rob Rinn's house  
Saturday, March 18 11:00-2:00**

MY ORCHID COLLECTION -- I have about 350 plants, but I really have not counted in a while, it could be 400! I love a wide variety of genera, but my overall theme is "big, showy flowers". I have over 50 cymbidiums, which is definitely my favorite genus. I also have a lot of Cattleya alliance, Oncidium alliance, Phalaenopsis, as well as Paphiopedilum and Phragmipedium. There are also a few odds and ends.

I have been very successful at adapting to growing under a combination of conditions. In the heat of summer, all of my orchids grow outdoors on benches I constructed and adapted to meet my needs. In the fall, warmer growers like phals and paphs are the first to come inside, followed by the catts. I have constructed benches in my basement and grow under a combination of high intensity fluorescent, regular fluorescent, high pressure sodium lights, and natural day light. Cymbidiums stay out until the first hard nighttime freeze, when they move into a temporary plastic greenhouse on my deck which is heated to keep it from freezing.

I know that many of us do not have the luxury of a greenhouse. I would love to share my ideas and solutions to growing without the advantages of a greenhouse, and hear yours as well.

-Rob Rinn

**Directions to 325 Mayes Farm Trail NW, Marietta, GA 30064**  
678-354-0443

From Atlanta Metro:

- Take I-75 North and exit at Barrett Parkway. Turn LEFT onto Barrett Parkway. You will cross Rt 41, Cobb Parkway. After you cross Cobb Pkwy, the 4<sup>th</sup> light will be Burnt Hickory Rd.
- Turn RIGHT onto Burnt Hickory Rd. Stay on Burnt Hickory about 2 miles until it dead ends at a traffic light. This will be Due West Rd.
- Turn Right on Due West Rd. Proceed about ¼ miles to the next light.
- Turn LEFT at this light, and you will still be on Due West Rd. (Yes, strange intersection) Proceed about ½ miles to the next light, and you will be at Midway Rd.
- Turn LEFT onto Midway Rd. Go about ½ miles and look for a subdivision on your RIGHT called Madison Woods. It is right across the street from another subdivision called Sweet Pine Creek, which is easier to see on your left as you come down Midway. The entrance is right after a very small bridge over a little creek.
- Turn RIGHT into Madison Woods, onto Madison Woods Dr. Go past the first stop sign. Take the next LEFT onto White Pine Way. Take the next LEFT onto Madison Ridge Place. Take the next RIGHT onto Mayes Farm Trail. I am the first house on the Right.

**Join the Atlanta Orchid Society**

Membership in the Atlanta Orchid Society is \$30 for individuals or \$45 for households. Yearly membership runs January 1-December 31. Anyone joining in the third quarter will get a 50% discount on the current year's membership. Anyone joining in the fourth quarter will purchase a membership for the following year. You can join at one of our monthly meetings, or contact the society's Treasurer (see page 2) for a membership application.

For directions to the Atlanta Botanical Garden, please visit their web site at [www.atlantabotanicalgarden.org](http://www.atlantabotanicalgarden.org) or contact one of our society's officers listed on page 2.

**Newsletter Submissions**

To submit material for the newsletter, or to sign up for the email version of the newsletter, please contact Danny Lentz. The deadline for submissions is the 20<sup>th</sup> of the previous month.

MAIL TO: Danny Lentz  
1045 Wordsworth Dr.  
Roswell, GA 30075

EMAIL: [DBLGONGORA@BELLSOUTH.NET](mailto:DBLGONGORA@BELLSOUTH.NET)

**Advertising**

Advertising is now being accepted for our newsletter. The size and number of ads may be limited at the discretion of the editor. Advertising Rates per issue are: ¼ page \$10, ½ page \$20, full page \$40.



## Notes from the February 11<sup>th</sup> Board Meeting

The board of directors of the Atlanta Orchid Society met on February 11, 2006. Board members in attendance were Barbara Dampog, Mikie Emerson, Richard Hallberg, Reba Herzfeld, Danny Lentz, David Mellard, Sandy Phillips, Mark Reinke, and Rob Rinn. Roy Harrow also attended. The following topics were discussed:

- The board chose to make "AtIOS" the official abbreviation for the society name.
- The donations made at the last board meeting were discussed. The donation to the Atlanta Botanical Garden was increased to \$250. All of the recipients of donations have thanked the society.
- Our new webmaster, John O'Connell, has offered to create a classified ad section on the web site to allow members to sell and swap orchid related items. We will try allowing members to post items there at no charge. Details still need to be worked out with John.
- The society will support Roy Harrow's late summer auction this year.
- A cut of the profits from the November show was shared with the South Metro Orchid Society, our co-sponsors for the show.
- A draft of Standard Operating Procedures dealing with compensation issues for speakers and for society members putting in show exhibits was discussed. David may begin publishing these in the roster.
- Some minor changes to the by-laws dealing with membership dues were approved by the board. These changes are being made to bring the by-laws in line with our current practices. The changes will need to be announced at the next monthly meeting, published in the newsletter, and then voted on by the society.
- Roy Harrow will scan a set of slides of native orchids that belong to the society, with the goal of creating a CD on Georgia's native orchids. This could be used as a fund raiser for the society in the future.
- Much of the meeting was spent discussing the 2006 budget. The approved budget has a small deficit that we will try to cover by increasing our revenues during the year. Copies of the budget are available to society members upon request.

-danny lentz

## ABG Orchid Center Docents Needed

The Atlanta Botanical Garden is looking for volunteers to man their Fuqua Orchid Center during peak hours on weekends and selected weekdays to provide orchid information to visitors. Hours are flexible. Volunteers need NOT be master gardeners, but should be able to answer simple orchid-related questions. Training will be provided through a mentoring relationship with another Orchid Center Specialist. Please contact Mary Woehrel, 404-591-1548 or [mwoehrel@atlantabotanicalgarden.org](mailto:mwoehrel@atlantabotanicalgarden.org).

Our webmaster, John O'Connell, has offered to create a classifieds section on our web site that society members can use to sell/swap/seek orchids and orchid supplies. If you would like to place information on the site please contact John at [jocunnel@bellsouth.net](mailto:jocunnel@bellsouth.net).

## 2006 Southeastern Flower Show

I would like to thank all of the society members who volunteered at the show and entered plants in the exhibit. We know that going down to the World Congress Center more than once during the week can be a hassle, but participating in shows like this is one of the best ways we can introduce others to orchids and get them interested in the orchid society. The exhibit looked quite a bit different this year as we changed the color of the props, draped the benches in black cloth, and added lighting into the display. I would especially like to thank David Mellard for his help. Even though he keeps insisting that he's not an advisor for the orchid class David spent a lot of time and effort helping out with the orchid display, including providing all of the cloth and spending several hours on the weekend getting the display ready. -danny





**Lc. Tropical Sunset x C. loddigesii**

**FEBRUARY 2006 EXHIBITION TABLE AWARDS**  
with notes by Mark Reinke

**CLASS 1: CATTLEYA ALLIANCE**

Blue	<i>Lc. Tropical Sunset 'Cheer Girl' x C. loddigesii</i>	O'Connell
Red	<i>Lc. Mary Dickert 'Mendenhall'</i>	Rinn
White	<i>Laelia Rocket Sprite</i>	Collier/Reinke

(Blue) **Lc. Tropical Sunset 'Cheer Girl' HCC/AOS x C. loddigesii** : This entry shows the strong influence of *Cattleya loddigesii* on its hybrids. The pod parent, Lc. Tropical Sunset 'Cheer Girl' HCC/AOS had yellow flowers with red petal flares and a red lip of somewhat open form. But the lavender color and enclosed lip of

*C. loddigesii* totally dominates in the resulting flower of the plant exhibited, as does its bi-foliolate growths, with rather stiffly set, broad leaves. This species was the first Cattleya introduced into cultivation; the first hybrid made from it was registered long ago in 1856. Since then, over 5,000 hybrids trace back to *C. loddigesii*, some now 11 generations removed from the original species. This particular hybrid and blue ribbon winner for February is not currently registered, but displays good presentation of its flat and nicely proportioned flowers.

**CLASS 2: CYMBIDIUM**

Blue	<i>Cymbidium Winter Fire 'Superlative'</i>	Rinn
Red	<i>Cymbidium hybrid</i>	Mellard/Marino



**Cymbidium Winter Fire 'Superlative'**



**Dendrobium lindleyi (syn. aggregatum)**

**CLASS 3: DENDROBIUM**

(species)

Blue	<i>Den. lindleyi (syn. aggregatum)</i>	Dampog
Red	<i>Den. kingianum</i>	Mellard/Marino
White	<i>Den. victoria-reginae</i>	Lentz/Morgan

(hybrid)

Blue	<i>Den. Nora Tokunaga</i>	Mellard/Marino
Red	<i>Den. Claire 'Fuyima' x Den. Aiko Tengan 'Grace'</i>	Dampog
White	<i>Den. Christmas Chime 'Asuka' AM/AOS</i>	Rinn

(Blue) **Dendrobium lindleyi (syn. aggregatum)** : Most sources are now accepting *Dendrobium lindleyi* as the taxonomically correct name for this species which comes from Southeast Asia. Brieger has even transferred it and several related species to a separate genus, Callista. This charming miniature epiphyte lives at fairly low elevations and receives a very wet summer and very dry winter. In cultivation, it must be grown mounted to succeed, and with proper care, can eventually become a very showy specimen. Since it resents disturbance, choose a mount of long lasting material with sufficient room to allow it to fill out over time. Water and fertilize generously from the time new growth starts until fall, then water much less and move to a cooler, bright location in order to ensure a good flowering. But as with other species requiring a 'dry' rest, be mindful to either keep the ambient humidity up, or mist your plant regularly to prevent excessive shriveling of the pseudobulbs.



**Den. Nora Tokunaga**

Please visit our web site at <http://www.atlantaorchidsociety.org>


The Atlanta Orchid Society web site contains recent newsletters and articles, cultural information for growing orchids in Atlanta, as well as a calendar of events and information about our annual shows.



**CLASS 4: EPIDENDRUM**

Blue	<i>Oerstedella wallisii</i>	Collier/Reinke
Red	<i>Epidendrum veroscriptum</i>	Harrow
White	<i>Dinema</i> (syn. <i>Encyclia</i> ) <i>polybulbon</i>	Collier/Reinke

(Blue) *Oerstedella wallisii* : *Oerstedella wallisii* is a magnificent example of this interesting genus containing just over 30 species, and originally included as Epidendrums. Though some grow to unmanageable height for most collections, this species remains relatively compact, and produces a near constant supply of long lasting, colorful flowers from the nodes of both old and new canes, making for an ever increasing show. Coming from wet montane forests in Central America, especially Costa Rica, and Panama, they like to be kept fairly moist, but do not require strong light to flower well, and thus should be considered by members growing under lights. The potential for this orchid in hybridization has barely been explored. At Marble Branch Farms, we have seedlings in flask of a cross between it and *Epidendrum marmoratum*, which should yield some showy, more compact, and frequent blooming offspring in the future.

*Oerstedella wallisii***CLASS 5: ONCIDIUM ALLIANCE**

Blue	<i>Odontocidium</i> Tiger Barb 'Plenty'	Rinn
Red	<i>Oncidium splendidum</i>	Frye
White	<i>Oncidium</i> alliance intergeneric hybrid	Harrow

(Blue) *Odontocidium* Tiger Barb 'Plenty' : This hybrid is an excellent example of success breeders have had in marrying the fuller form of *Odontoglossum* with the brilliant clear yellows of *Oncidium*! Though registered in 1989, as recently as 2004, *Odontocidium* Tiger Barb was still winning flower quality awards at AOS judging. Hopefully, many of you were present at our November meeting when Linda Wilhelm of Woodland Orchids gave us invaluable information on the successful culture of *Oncidium* Alliance hybrids such as this!

(Red) *Oncidium splendidum* : This species belongs to the 'Mule Ear' group of *Oncidium*s, so called because of their stiff, fleshy, upright leaves, folded along the midrib. This group is sometimes listed under the separate genus of *Trichocentrum*. They generally need bright and relatively dry conditions to flourish. You can observe

some resemblance between this species and the *Psychopsis*, or butterfly orchids, and surprisingly, there have been several successful hybrids between the two!

*Odcdm. Tiger Barb 'Plenty'***CLASS 6: CYPRIPEDIUM ALLIANCE (Paphiopedilums)**

(species) Blue	<i>Paphiopedilum tranlienianum</i>	Mellard/Marino
Red	<i>Paphiopedilum venustum</i>	Lentz/Morgan
White	<i>Paphiopedilum lowii</i>	Hallberg
(hybrid) Blue	<i>Paphiopedilum</i> Flame Arrow x Cherry Cider	Jacobson
Red	<i>Paphiopedilum</i> Maudiae	Brinton/Park
White	<i>Paphiopedilum</i> Pinocchio	Herzfeld

(Blue - species) *Paphiopedilum tranlienianum* : A rather miniature growing *Paphiopedilum* species from Vietnam only recently described (1998) and named after Mr. Tran Ngo Lien. In nature it grows as a lithophyte on eroded limestone cliffs where it receives a warm wet

summer and cool dry winter. It is just one of a number of very rare and endangered slipper orchids recently discovered in Vietnam for which there is grave concern of their continued survival in the wild. Fortunately, many seed propagated plants are now available to satisfy our enjoyment without further adding to the problem. The petite size of many Vietnamese *Paphiopedilum*s makes them perfect for hobbyists with limited space.

*Paph. Flame Arrow x Cherry Cider*

*Phrag. April Fool***CLASS 6: CYPRIPEDIUM ALLIANCE (Phragmipediums)**

Blue	<i>Phrag. April Fool</i>	Brand
Red	<i>Phrag. Lutz Röhlke</i>	Brinton/Park
White	<i>Phrag. Geralda</i>	Rinn

(Blue) **Phrag. April Fool** : This is a particularly attractive example of this hybrid, which more often than not, tends to be show more pink color to the petals and dorsal sepal. Our blue ribbon winner instead displays lovely contrast between its candy pink pouch and near white tepals, reminiscent of our native *Cypripedium reginae*! With two small growing species weighing heavily in its background, *Phrag. besseae* and *Phrag. schlimii*, it stays delightfully compact.

**CLASS 7: PHALAENOPSIS ALLIANCE**

Blue	<i>Phal. Liu's Rainbow x Timothy Christopher 'KF'</i>	Grzesik
Red	<i>Phal. pallens</i>	Hallberg
White	<i>Dtps. Meshach 'King David'</i>	Rinn

(Blue) **Phal. Liu's Rainbow x Timothy Christopher 'KF'** : This ribbon winning Phalaenopsis represents a recent breeding trend in that genus towards more miniature plants that display the nicely rounded flowers usually found in larger hybrids. The pollen parent of this cross, *Phal. Timothy Christopher*, received an Award of Quality from the American Orchid Society in 1998 and was cited for its diminutive size and floral profusion. In our ribbon plant, two miniature species, *Phal. lindenii* and *Phal. equestris* provide the small size, while *Phal. amabilis*, *Phal. aphrodite* and *Phal. stuartiana* contribute the fuller form and near white color not often seen.

*Phal. (Liu's Rainbow x Timothy Christopher)***CLASS 8: VANDACEOUS ALLIANCE**

Blue	<i>Vanda teres</i> hybrid?	Harrow
Red	<i>Angraecum sesquipedale</i>	Frye
White	<i>Rhynchocentrum Lilac Blossom 'Blue Moon'</i>	Grzesik

(Red) **Angraecum sesquipedale** : [ **This Entry Also Received the J.C. Mobley Cultural Ribbon** ] An excellent and detailed retelling of the story about Charles Darwin's prediction of the unknown moth species that must exist and be adapted to pollinating this beautiful and fascinating orchid, and how it was eventually discovered can be found in the December 1965 [American Orchid Society Bulletin](#).

*Vanda teres* hybrid?*Coelogyne cristata***CLASS 9: MISCELLANEOUS GENERA**

Blue	<i>Coelogyne cristata</i>	Frye
Red	<i>Dendrochilum tenellum</i>	Lentz/Morgan
White	<i>Pterostylis curta</i>	Mellard/Marino

(Blue) **Coelogyne cristata** : Our blue ribbon winner this month in Class IX is a beautifully grown and flowered example of this enchanting orchid species, which has been cultivated in private collections for at least 185 years! It is still considered one of the 'must have' orchids, and seeing a specimen so laden with crisp white and yellow blooms makes it easy to understand why. It is a very temperature tolerant species that grows in the foothills of the Himalayas in deciduous forests, where it receives ample rainfall in summer, and cool, dry, bright conditions in winter. It flourishes with basket culture, with good feeding through the growing season, but a decided rest with little water and no fertilizer in fall and winter to ensure blooming. Like Cymbidiums, these can be left out of doors until freezing weather arrives in fall

to help induce flowering. There is an alba form that is pure white, with no yellow on the lip, sometimes available from specialist growers.

(White) **Pterostylis curta** : There is an article written by Ron McHatton, AOS judge and former president of our society, on the cultivation and care of *Pterostylis* in the August 1997 issue of [Orchids](#) magazine.



### Billy Frye's notes on growing *Angraecum sesquipedale*

I obtained my *Angraecum sesquipedale* as a less-than-blooming-plant from Oak Hill Gardens about 10 or 15 years ago.

It did not bloom for 3 or 4 years, but has bloomed faithfully every year since, one spike at first, and then two, until this year when I had my first 3-spike season. Dare I hope for 4 next year?!

In 2005, with 2 spikes and 7 blooms, this plant received the blue ribbon at our monthly meeting. This year it has 3 spikes and 11 blossoms. I have never seen another nearly so floriferous.

In addition to this characteristic, the blooms are comparatively large for the species, and quite long lasting. When I exhibited it Monday night it had been in bloom almost a month, and is still looking good as I write this, a week later.

I grow this plant much the same as I grow cattleyas, using the same potting mix, same fertilizing regime, same light exposure most of the year. I grow the plant in a 12" plastic pot in a mix of medium fir bark, medium charcoal, medium tree fern, and perlite (regular size) in a ratio of roughly 6:1:1:1. I put a layer of charcoal in the bottom of the pot to improve drainage and air circulation.

In winter I put the plant on my cattleya bench, toward the cooler end of my greenhouse, with night time temperature between 55 and 60, and day time temperature between 70 and 80 F most of the time, but rising to 90 on warm, sunny days. In summer I place it outdoors under the dappled shade of deciduous trees. I position it where it will receive as much sunlight as it can take without burning, and where it gets a couple of hours direct exposure to sunlight in the early morning and late afternoon. Thus, during this period I grow it brighter than the cattleyas, and I suspect that this is the key to getting lots of flowers. I leave it outside until the night temperatures begin to fall below 50, then bring it inside for the winter.

I water frequently enough to keep the medium from ever becoming dry, which is every week or two in winter and every day or



Billy Frye's *Angraecum sesquipedale*.

two in summer. This species enjoys copious watering during warm weather, when it is growing most rapidly. The roots do not seem to need the periodic drying that Cattleyas require. I fertilize with every other watering, using any 10:10:10 soluble fertilizer at half strength. I use no special fertilizer supplements except now and then to add a pinch of epsom salts to the fertilizer solution.

I repot every 2 or 3 years, when the plant begins to get leggy, or the bark begins to rot. At this time I clip off a few inches of the bottom of the stem, which means sacrificing some

living roots. The root ball is quite dense, so I carefully shake and pull it apart, removing all of the old medium and any damaged or dead roots. I clip off the ends of the longer roots, reducing the root ball sufficiently to enable me to fit it back into the pot comfortably and to work the potting medium firmly in among the roots. At this time I pull as many of the aerial roots into the pot as I can without breaking them, but usually several remain outside. I keep the humidity of my greenhouse around 70 %, which prevents drying and eventual death of the growing root tips. This root pruning appears to stimulate branching of the roots, and has no apparent adverse effect upon the plant.

I have had no problems with disease or insects, but do routinely spray the entire collection with a fine oil/insecticidal soap mixture, and occasionally with a fungicide, as needed.

The flower spikes first become visible in the axils of the upper leaves in mid-fall, and grow very slowly. As they emerge I take care to position the plant so that the spikes will grow "forward", and later I stake and tie the spikes as needed to gently pull them into a good position for display. The young spikes are VERY brittle and must be handled carefully. As the buds mature I try to avoid wetting them in order to avoid spotting.

I use exactly the same methods with the other large angraecums, notably *Angcm. superbum* and *Angcm. x veitchii*.



*Xanthopan morgani praedicta*, the hawk-moth that pollinates *Angraecum sesquipedale*. Picture courtesy of Tony Watkinson of the Species Orchid Society of Western Australia.

## RECENT ACTIVITIES OF THE ATLANTA JUDGING CENTER

The following awards were granted at the January session of the AOS Atlanta Judging Center. They are provisional awards pending official publication in the *Awards Quarterly*. Certificates of Horticultural Merit and Certificates of Botanical Recognition are also provisional pending identification by an AOS certified taxonomist prior to publication of the award.



© Danny Lentz

**Doritaenopsis Brother Wickford 'Pixie Purple'**  
**HCC 78 pts** ( Phal. Little Mary x Dtps. Sun Jye Diamond )  
 Natural Spread: 5.0cm H x 4.6cm V  
 Thirteen slightly crowded flowers on two inflorescences with two immature branches; sepals and petals rich fuchsia with narrow white picotee; lip and side lobes amaranth, white basally, bilobed keel yellow spotted amaranth; column fuchsia, anther cap white; substance firm; texture velvety overlaid crystalline.

Exhibitor: Stones River Orchids



© Danny Lentz

**Phragmipedium besseae** ( 'Haven' x 'Smokin' ) **AQ**  
 Fourteen flowers and 13 buds on 13 first-bloom seedlings of consistent quality and uniform color; all flowers exhibited firm substance and sparkling texture.  
 Hybridizer: Terry Root.  
 Exhibitor: Mountain View Orchids.



© Danny Lentz

**Doritaenopsis Brother Bloody Mary 'Fireworks'**  
**AM 80 pts** ( Phal. Golden Peoker x Dtps. Inferno )  
 Natural Spread: 5.1cm H x 4.6cm V  
 Fourteen flowers well-presented on two upright inflorescences; flowers white; sepals and petals heavily overlaid with beet red spots so as to appear solid beet red; lip beet red; column and anther cap white; substance hard; texture lustrous.  
 Exhibitor: Stones River Orchids



© Danny Lentz

**Doritaenopsis ( Brother Isabel x Brother Comet ) 'Knockout'** **HCC 77 pts**  
 Natural Spread: 8.7cm H x 6.7cm V  
 Seven flat, evenly spaced flowers on one arched inflorescence; flowers white; sepals and petals with large, crisp magenta spots centrally coalescing to lines near the edge; lip side lobes feathered beet red, edged light yellow, callus canary yellow spotted magenta, midlobe edged beet red; column magenta, anther cap white; substance firm; texture sparkling.  
 Exhibitor: Stones River Orchids





© Danny Lentz

*Phrag. besseae* 'Barry Drake'**Phragmipedium besseae 'Barry Drake'****AM 83 pts** ( 'Colossal' x 'Chili Pepper' )

Natural Spread: 7.4cm H x 5.6cm V

One flower and two buds on one inflorescence; dorsal sepal light orange-red; synsepal yellow dusted orange-red; petals darker orange-red; pouch yellow striated orange-red; substance firm; texture crystalline.

Exhibitor: Mountain View Orchids



© Danny Lentz

*Phrag. besseae* 'Patricia Duncan'**Phragmipedium besseae 'Patricia Duncan'****AM 80 pts** ( 'Big Boy' x 'Colossal' )

Natural Spread: 7.8cm H x 5.5cm V

One flower on one inflorescence; dorsal sepal light orange-red; synsepal yellow dusted orange-red; petals orange-red; pouch and staminode yellow striated orange-red; substance firm; texture crystalline.

Exhibitor: Mountain View Orchids



© Danny Lentz

*Phrag. besseae* 'Sebastian Gunter'**Phragmipedium besseae 'Mountain View'****AM 80 pts** ( 'Haven' x 'Smokin' )

Natural Spread: 7.1cm H x 5.5cm V

One flower and one bud well displayed on one staked inflorescence; sepals and petals vibrant red-orange; pouch yellow striated red-orange; substance firm; texture sparkling.

Exhibitor: Mountain View Orchids

**Phragmipedium besseae 'Brianna Elizabeth'****HCC 79 pts** ( 'Haven' x 'Smokin' )

Natural Spread: 7.8cm H x 5.8cm V

One flower and one bud well displayed on one staked inflorescence; sepals and petals vibrant red-orange; pouch yellow striated red-orange; substance firm; texture sparkling.

Exhibitor: Mountain View Orchids

**Phragmipedium besseae 'Sebastian Gunter'****HCC 79 pts** ( 'Haven' x 'Smokin' )

Natural Spread: 7.7cm H x 5.9cm V

One flower and one bud well displayed on one staked inflorescence; sepals and petals vibrant red-orange; pouch yellow striated red-orange; substance firm; texture sparkling.

Exhibitor: Mountain View Orchids



© Danny Lentz

*Phrag. besseae* 'Brianna Elizabeth'

© Danny Lentz

*Phrag. besseae* 'Mountain View'





**Phalaenopsis Join Grace 'Purity'**  
**HCC 77 pts**

(Join Diamond x Taida Pinlong)  
Natural Spread: 12.0cm H x 11.0cm V  
Eight round flowers nicely shingled on one 129-cm arching inflorescence; sepals and petals crisp white; lip white with ruby red striations basally on side lobes, splotched yellow laterally, sepals slightly cupped; substance firm; texture matte.  
Exhibitor: Stones River Orchids

**JOIN THE AMERICAN ORCHID SOCIETY**

For \$60.00/year, you reap the following benefits:

- 12 issues of *Orchids*, the Society's monthly full color magazine chock full of insightful articles and tempting ads for plants and supplies.
- 10% off on purchases from the Society's Bookstore and Orchid Emporium. Reduced or free admission to participating botanical gardens.

For a limited time, if you join for two years (\$108) you will also get a \$30 gift certificate (good on an order of \$100 or more) at any one of 13 commercial growers who advertise in *Orchids*.

**JOIN TODAY.** For information, contact Evan Dessasau (404-241-4819)



**Phragmipedium Memoria Dick Clements 'Crimson Glow' HCC 78 pts**

(sargentianum x besseae var. flavum)  
Natural Spread: 10.3cm H x 6.7cm V  
Three flowers and four buds on one 66-cm inflorescence, plus two buds on one immature inflorescence; dorsal sepal and petals vibrant deep red; synsepal yellow edged red; pouch yellow veined deep red; staminode yellow overlaid red; substance firm; texture satiny.  
Exhibitor: Stones River Orchids



**Dendrobium Oakwood's Wine 'Memoria Katalungan Sanders'**

**AM 83 pts, CCM 86 pts** (Thailand x Burmese Ruby)

Natural Spread: 7.5cm H x 6.1cm V

Sixty-five flowers and 30 buds on nine arched inflorescences to 70-cm; plant with 13 growths to 92-cm grown in a 25-cm pot of Pro-Mix; sepals and petals vibrant claret; lip maroon, anther cap paper white; substance firm; texture velvety overlaid with diamond dust.

Exhibitor: Paul Fortsch



## Collector's Item : *Dendrochilum* Blume

Tribe: Coelogyneae

Subtribe: Coelogyneae

Etymology: From the Greek dendron (tree) and cheilos (lip)

Type species: *D. aurantiacum*

*Dendrochilum* is a genus of around 250 species distributed from Myanmar (Burma) and Thailand down through Malaysia, the Philippines, Indonesia, and New Guinea. The greatest diversity of species are found in Sumatra, Borneo, and the Philippines with many species endemic to a small area. A majority of species are found in cool, humid mountainous areas but some species do grow at lower elevations and in seasonally dry areas. Most are epiphytes, a few are lithophytic or semi-terrestrial. The most recent taxonomic treatment I've seen mentioned has four sub-genera and multiple sections in the genus. Most of the species I have commonly seen in cultivation are from the Philippines and belong to section *Platyclinis*.

There are two main growth habits in the genus, one type with closely clustered pseudobulbs and the other with more widely spaced growths. All of them have a single leaf on each pseudobulb. The size can range from a foot to two feet high. The leaves may be broad or narrow. The plants in section *Platyclinis* have closely clustered pseudobulbs so that you can have many growths in a small pot.

Flowering often (but not always) occurs on the immature new growths. These plants are characterized by inflorescences carrying many small flowers, with some species having more than 50 blooms on an inflorescence, the longer ones usually arching with a bend in the inflorescence above the first flowers. Some of the inflorescences have the flowers spiraling around the central axis. They come in a range of colors including white, cream, yellow, brown, red, and pink. Many species are fragrant, although not everyone finds them all pleasant. Even though the flowers are small they can still put on a nice display as they grow into nice specimen plants with dozens (or even hundreds) of spikes. The blooms can last several weeks.

There is an interesting article written by Henrik Aerenlund Pedersen in "Lindleyana" (vol. 10 pages 19-28) about observations made of creatures visiting the inflorescences of *Dendrochilum longibracteum* in Sumatra. More than 700 specimens of these visitors were taken and they were found to be from 49 different families. They included spiders, ants, aphids, gnats, fruit flies, midges, and wasps. Some were there to collect nectar from the flowers, some to prey on the other visitors, and some just seemed to be checking out the neighborhood. Specimens from 11 families of midges, fungus gnats, fruit flies, and small parasitic wasps had pollinia from the dendrochilum flowers attached to their bodies.

Culture: Most of the commonly found plants can be grown under warm to intermediate conditions, either potted or mounted. In Hawkes' *Encyclopedia of Cultivated Orchids* he says that they like liberal amounts of fertilizer. I've heard several times that dendrochilums can take a while to get re-established after repotting, and I've had that happen to me a couple times. This may not be true for all of the species. I currently have a half-dozen species growing in warm conditions (intermediate to warm in winter) under lights. This seems to be the time most of them bloom as four are just going out of flower and another is in spike. I think I need to give some of them more light, especially *D. wenzelii*, to bloom well.



Photos © Danny Lentz

*Dendrochilum* sp.



*Dendrochilum filiforme*



*Dendrochilum cobbianum*. This is larger than some of the other species shown here, with a strong fragrance that not everyone finds pleasant.






*Dendrochilum convallariiforme* (syn. *bicallosum* Ames). This species is almost always seen labeled *D. bicallosum*. The tightly spiraling inflorescences are quite attractive. The flowers can also be a darker salmon pink.



*D. tenellum*. The terete leaves of this species are only 1mm wide. The specimen plant was exhibited by Andy's Orchids.



*D. wenzelii* has stiff upright foliage.



*Dendrochilum magnum*. This is the largest of the species show here, mature plants can be several feet across.



*D. glumaceum* is very fragrant. ABG has many pots of this, when it's in bloom you can smell it as soon as you walk into the greenhouse.

**Recent Blooms at the Atlanta Botanical Garden, February 2006**



*Gastrorchis pulchra* var. *perrieri*



*Epidendrum* sp.



## Notes from H.P. Norton's Talk on Phragmipediums

H. P. Norton gave a very informative talk about red Phragmipedium breeding, micropropagation, and culture. Here are a few notes from his talk.

### Information about red Phrag breeding

- H. P. went through numerous slides showing his awarded Phrags and explaining the influence of Phrag besseae. The cross Phrag Rachel Kirk (Don Wimber x besseae) had very nice form.
- Phrag. besseae crosses will have more color when P. besseae is the pod parent.
- When crossing Phrags you can use the pollen from one flower to pollinate many other flowers. H.P. has not had much success storing phrag pollen for later use.

### Information about culture

- Many Phrags prefer temperatures in the 70s during the day and 50s F at night. H. P. has an air conditioner attached to the greenhouse where Phrags are grown. Since his greenhouse is in coastal South Carolina, he doesn't always achieve these temperatures during the hottest part of summer with temperatures sometimes reaching into the high 80s during the day. [Cool nights will increase the red color in Phrags with P. besseae genes.]
- Grow Phrags in high humidity, if possible.
- Fertilize Phrags lightly and frequently. While he did not mention specifically what fertilizer he uses, he said to use ¼ tsp per gallon.
- Phrag besseae prefers to grow very wet.
- Phrag caudatum and other Phrags with extremely long petals (e.g., wallisii) do not want to be constantly wet, that is, they do not want to sit in water. Phrags in this group also prefer very high light levels.
- Phrag kovachii and fischeri benefit from added stone in their mix, possible as a source of silica. H.P. is using diatomite as about 1/10 of his mix for these plants.
- When repotting you can help minimize root

damage by removing old mix from the root ball with a hose.

- Young Phrag seedlings from flask often have a gangly climbing growth habit with alternating leaves and roots. When planting these seedlings, you need to make sure that the area where the next new root will form is in the potting mix. This may require you to bury some of the older leaves down in the mix. You can carefully remove those leaves before planting.
- Many people hate to have ferns growing in their greenhouse, but H.P. has found the ferns growing on the floor of his greenhouse help to keep the humidity high. An additional benefit is that insects seem to prefer ferns to Phrags, and he can easily spray the ferns.

H.P. said that he is one of the first 6 people in the U.S. to have obtained Phrag kovachii seedlings legally so we will be seeing legal plants for sale in the near future. The current batch of Phrag. kovachii seedlings seem to be very slow growing compared to other Phrag seedlings. [There is currently one Peruvian nursery that is legally exporting flasks of Pk seedlings (both the species and hybrids), and another nursery should begin exporting them soon.]



*Maxillaria tonsbergii* from Venezuela.  
Photo © Eric Hunt ([www.orchidphotos.org](http://www.orchidphotos.org))  
Plant grown by Judy Carney

### JOIN THE ORCHID DIGEST CORPORATION

Don't let the name fool you, the Orchid Digest is a non-profit membership-based organization dedicated to orchids. Designed to appeal to the mid-range to advanced grower nothing beats the *Orchid Digest*. For just \$32/year you get 4 issues of full-color, in-depth articles about orchids. The magazine is large format and the fourth issue of the year is always an extra-special issue devoted to a single genus. For membership application forms contact Fred Missbach (404-237-1694)