



**Growing Evergreen Azaleas in the  
Great Plains**

*Page 34*

**A New Gall Midge Pest Infesting  
Pinxterbloom Azalea Flowers in  
Maryland and Washington, D.C.**

*Page 37*

**Further Princess Azalea Introductions**

*Page 39*



---

## President's Letter

---

### *Reflections on the Past A Vision of the Future*

---

Through past unselfish gifts of extraordinary people, the Azalea Society of America stands today as a repository of azalea knowledge, chronicled in the pages of **THE AZALEAN**, and stored in the hearts and minds of its membership. This knowledge, tempered by our own experiences, is a cumulative process given freely to us by gardeners who have authored books and magazine articles, hybridized and cultivated plants, offered their gardening secrets, and invited us into their homes to share their food and conversation. It is this spirit of giving and unselfishness that is a major strength of our society.

Elton John admonishes in *The Lion King*, "You should never take more than you give, in the *Circle of Life*". I believe in that philosophy but find the work of Galle, Lee, and Morrison sobering in that context. If you believe that by giving, you will receive more than you give, then the Azalea Society of America is a wonderful depository.

Our organization's members are writers, social hosts and hostesses, event coordinators, chapter officers, lecturers, ambassadors of good will, and gardeners who adore azaleas. Members of the Azalea Society of America are contributing to the ever-building azalea knowledge base. No matter what the gardening experience level, the contributions continue that gift receiving tradition that makes an organization great. Through involvement, the member may not actually hybridize a yellow evergreen azalea, but the inspiration may be seeded for someone who will. Participation is contagious, especially with azaleas in bloom. Who can resist people's smiles as they stroll in the spring through a sea of azalea color at a local arboretum? The challenge is to enhance our stewardship and increase our gift receiving, so that future generations will be able to enjoy even more than us, the wonder of azaleas. □

---

## Correction

---

The *On the Cover* caption for the March 1995 issue of **THE AZALEAN** should read 'Betty Anne Voss'.

---

*On the Cover:* 'Princess Margaret'

*Photographer:* Richard T. West

---

## Azalea Society of America

The Azalea Society of America, organized December 9, 1977 and incorporated in the District of Columbia, is an educational and scientific non-profit association devoted to the culture, propagation and appreciation of the series *Azalea* (sub-genus *Anthodendron*) of the genus *Rhododendron* in the Heath family (Ericaceae).

---

### OFFICERS FOR 1995-1996

<b>President</b>	Stephen S. Brainerd
<b>Vice-President</b>	Jim Thornton
<b>Secretary</b>	Bill McIntosh
<b>Acting Treasurer</b>	Robert Stelloh
<b>Immediate Past-President</b>	L. Malcolm Clark

### DIRECTORS

<b>Terms Expiring in 1996</b>	<b>Terms Expiring in 1997</b>
Carol Allen	Rosalie Nachman
Tony Dove	Fred Minch
	Arthur Vance

Chapter presidents serve as ex-officio directors.

---

### CHAPTERS

- Brookside Gardens** (chartered August 1979)  
Carol Allen, *President*
- Richmond, Virginia** (chartered August 1979)  
Deanie McCluan, *President*
- Ben Morrison** (chartered May 1980)  
Nuran Miller, *President*
- Northern Virginia** (chartered May 1980)  
John Zottoli, *President*
- Louisiana** (chartered June 1981)  
Roy Constantin, *President*
- Tri-State** (chartered October 1981)  
Loren Gabe, *President*
- Flame Azalea** (chartered May 1984)
  
- Dallas Chapter** (chartered May 1989)  
Jim Garrison, *President*
- Oconee Chapter** (chartered November 1991)  
David Butler, *President*

---

Regular membership is open to all interested parties for an annual contribution of \$20.00. Life membership for an individual is \$300.00. Members receive **THE AZALEAN** and are eligible for participation in all activities of the Society including those of the chapter with which the member affiliates. For information and membership application, write to the Secretary, Azalea Society of America, P. O. Box 34536, West Bethesda, MD 20827-0536.

**THE AZALEAN**  
*Journal of the Azalea Society  
of America, Inc.*

**Editor**

Robert W. Hobbs, Ph.D.

**Associate Editor**

Belinda L. Hobbs

**Assistant Editor**

George S. Switzer, Ph.D.

**Advisory Editorial Board**

Donald H. Voss

Jane Newman

---

THE AZALEAN is published during March, June, September, and December by the Azalea Society of America, Inc., P. O. Box 34536, West Bethesda, MD 20827-0536.

Additional copies of the current and back issues can be obtained from the Azalea Society of America, P. O. Box 34536, West Bethesda, MD 20827-0536. Volumes 1 through 4 published from 1979 through 1982 consist of 15 issues at \$2.50 per issue. The price for each issue beginning with 1983, Volumes 5 through 16, is \$3.50.

Opinions and views expressed in THE AZALEAN are those of the contributors or the Editor, not necessarily those of the Society, and are presented to foster a wider appreciation and knowledge of azaleas. Advertisements are presented as a service to our readers and do not imply endorsement by the Azalea Society of America. Advertising and other contributions to THE AZALEAN are used exclusively to help defray the costs of publishing THE AZALEAN.

Address all editorial and business correspondence to:

**The Editor, THE AZALEAN**  
737 Walnut Avenue,  
North Beach, MD 20714-9644.

---

Lay-out of THE AZALEAN by:  
Donna Ziegenfuss  
North Wales, PA

Printing of THE AZALEAN by:  
Hour Printer  
Silver Spring, MD

=====*Table of Contents*=====

VOLUME 17 NUMBER 2

JUNE 1995

- 30 **President's Letter**  
*Steve Brainerd*
- 30 **Correction**
- 32 **In Praise of the Glenn Dale Azalea 'Dream'**  
*Carl R. Amason*
- 33 **Construction of a "Cool Frame" for the Propagation of Native Azaleas**  
*Parker L. Little*
- 34 **Growing Evergreen Azaleas in the Great Plains**  
*John C. Pair*
- 37 **A New Gall Midge Pest Infesting Pinxterbloom Azalea Flowers in Maryland and Washington, D.C.**  
*Raymond J. Gagné*
- 39 **Prize for Best Article in THE AZALEAN - 1994**
- 39 **Further Princess Azalea Introductions**  
*James B. Shanks and Andrew N. Adams, Jr.*
- 41 **Correction of Descriptions for Glenn Dale Hybrid Azaleas 'Alexandria', 'Melanie', 'Serenade', and 'Winner'**  
*Richard T. West*
- 43 **New Members**
- 44 **Society News**  
New Officers Elected  
Ben Morrison Chapter  
Brookside Gardens Chapter  
Dallas Chapter  
Oconee Chapter  
Report of the Public Information Committee
- 45 **Azalea Calendar**
- 46 **Azalea Mart**



---

## In Praise of the Glenn Dale Azalea 'Dream'

---

Carl R. Amason

Calion, Arkansas

---

In my younger days, I was much taken by the range and scope of the Glenn Dale azaleas. Here in the piney woods of Union County, Arkansas, with its fast draining sandy soils, water in summer is something of a problem. In the early 1960's, azaleas became something of a status symbol and the most sought after azalea was 'Formosa'; it was described as the hardiest. True, it thrived in our summer heat if water was supplied but it was the first to lose its buds in winter and it is very prone to die-back. Thirty years later, very few 'Formosa' azaleas are to be found in El Dorado, the county seat, or in the countryside. And in my youthful zeal, I thought it would be fun to collect all of the Glenn Dale azaleas. So my first attempt to collect all of them was to order from Hohman's Nursery in Maryland, a selection of rooted cuttings, 25 each of eight cultivars. I planted them out in a special growing bed and began to read more and more, and to buy several from time-to-time. Frankly, I found that the Glenn Dale hybrids were not common in the local trade and I usually ended up buying what I could, and these were mostly Kurumes in about four cultivars and Southern Indica in about five cultivars.

Then work on my job began to be more and more demanding, and I had little time to spend among my plantings. I also traveled a lot, so my plants became victims of neglect, summer droughts, winter freezes, rampant wisteria vines, honeysuckle vines, pine and sweet gum seedlings; in short, a wilderness. Then I got some tenants on the place, but they were the three-wheeler type; people who looked upon a shrub as fun to brush by, and progressively run over. Naturally, I got rid of them. The place and plantings looked much like a widow woman's place as the old saying goes.

Then came that day of retirement. In my eagerness to do the work—no one can work to please me!—I became puny and gosh, I thought I'm still young and I will grow out of my illness. I live alone and the place is big. A watchful brother found me a-bed, hardly able to get up. He loaded me into his truck and took me to a doctor, one that I didn't know nor did he know me. I was a hospital patient and when extended tests were analyzed, I survived—that was about five years ago, and in the meanwhile wisteria and honeysuckle vines grew, pine and sweet gum seedlings came up all around, fences fell, pine trees died from lightning strikes and pine bark beetles, and this past year, badly broken from an ice storm.

But also, one small planting of an azalea continued to grow, prosper and bloom without any aid from me. Thankfully, there were some others that have done well, but when I checked the name tags on these azaleas, they turned out to be Glenn Dale hybrid 'Dream', one of the few Glenn Dale hybrids that have prospered without die-back or summer drought damages, and they continue to bloom in spite of winter cold. And in looking at the Department of Agriculture Monograph No. 20 *The Glenn Dale Azaleas* by B. Y. Morrison, I quote: "Rather spreading habit, but eventually reaching 8-feet. Leaves medium green, somewhat like those of *mucronatum* but silkier. Flowers 2-3/4 to 3 inches across, 2 to 3 in head, heads grouped, Deep Rose Pink, dots of blotch Rose Color, margins of lobes frilled. Mid-April, sometimes earlier". In a few short sentences, that says almost everything. The flowers are a bright medium pink and the arching limbs radiate from the main stem around four- to five-feet, with some limbs reaching up to eight feet, loaded in spring with peach-blossom pink, a color that shows up from a great distance. Now,

I wish I had planted more, and in my perusal of catalogues, I seldom see 'Dream' for sale or is it seldom mentioned in even the literature of the cultivars, varieties or species of azaleas that are good growers. And despite the years of haphazard and casual growing, it has become one of my favorite azaleas because it grows so well for me and the color is pretty.

There are a handful of such azaleas in my favorites, but frankly, my experiences are quite limited and in my old age, my experiences are becoming more limited. About the only comment that I can add to B. Y. Morrison's description is this: "it is one of the most conspicuous fall and winter blooming flowers". It does bloom regularly for me in the off seasons and still makes a good spring show. And it does bloom earlier in the year here for me than it does in the Washington, D.C. area.

I wonder, now in writing, if it grows elsewhere as well as it does for me. For people who live in the U.S.D.A. Climate zones of 7 and 8 in the Southeastern United States, it should flourish. I think it is an overlooked azalea. □

# Construction of a "Cool Frame" for the Propagation of Native Azaleas

Parker L. Little  
Beaverdam, Virginia

Modification of outdoor temperature and humidity is necessary for the propagation of native azalea cuttings. Maintaining an optimum temperature of 72°F for cuttings taken in summer is difficult without using a mechanical cooling device. If existing micro-climates are utilized, good propagation success rates can be accomplished.

Using micro-climates as a modifier for controlling temperature can reduce the need for costly electricity and save energy. The construction of a "cool frame" can produce desired temperatures, increase propagation success rates and save on energy costs. A "cool frame" differs from a cold frame in its ability to produce lower temperatures instead of higher temperatures.

The best location for a "cool frame" is the north side of several large deciduous trees that create a cool micro-climate with their overhead canopy. Lower limbs of the trees should be trimmed to at least 15 feet from the ground to allow maximum diffuse light to filter through without allowing any direct sunlight to hit the ground. If there are no large trees, artificial shade can be created by using wood laths to block the intense summer sun. Double sets of laths are secured to opposite sides of pressure treated posts as verticals on three sides of the "cool frame" after it is excavated. The northern exposure is left open for access and to admit diffuse light inside. A plywood roof or two laths spaced six inches apart overhead will form a small lath house. It is important that laths are used as much as possible to prevent heat from building up. The orientation of the "cool frame" in a north to south direction allows an even distribution of light to reach the cuttings.

Locating the "cool frame" on a high elevation will prevent the inflow of water during heavy rains. The dimensions are optional, but 3' x 6' should be large enough. If more space is needed, additional units can be built. Excavate the soil at both ends to a depth of about 27 inches for plastic buckets to be inserted (explained later). The center area only needs to be excavated to a depth of 15 inches. A tiller can be used to help loosen the subsoil and an axe will be needed to remove roots. If cinder blocks are to be used to form the sub-surface walls, the area needs to be excavated nine inches more on all sides.

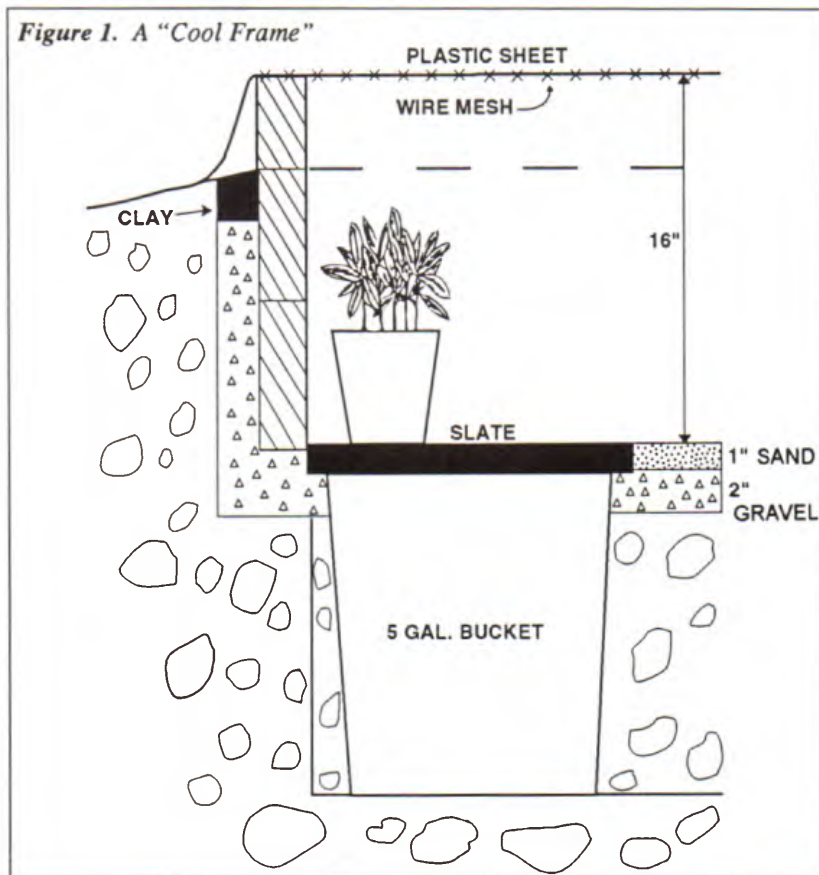
Place two five-gallon plastic buckets at both ends and firmly backfill the soil to within three inches from the top of the buckets. The buckets are used as a cooling device when water is added. Gravel is placed two inches deep on the 15-inch deep bottom, and one inch of sand is added on the gravel layer for a smooth finished bed. Pressure treated 2" x 6" lumber or large cinder blocks can be used to form the walls that enclose the one foot deep sub-surface area. To prevent the frames from warping,

nail 10-inch vertical sections of 2" x 4"s to the exterior of the frames. Backfill the frames with sand or gravel and place a two-inch layer of clay over the backfill to the top of the frames.

If cinder blocks are used, the interior spaces of the blocks can be filled with gravel and topped with a two-inch layer of clay. This will form cool air pockets that will keep the walls cool. Gravel can be backfilled to the outside of the cinder blocks, and a three-inch layer of clay is brought up to the top edge of the cinder blocks. A one-half inch layer of sand over the exposed clay keeps the area from becoming muddy.

Fill the buckets with water that is cooler than the sub-soil up to the very top. Place 14" x 14" pieces of flat slate stones or trays on top of the buckets. Cool water is sprinkled over the sandy base to add moisture and settle the sand.

A top frame of 2" x 4"s that are pressure treated is securely nailed together to match the inside edge of the





lower frames or walls. The four-inch side of the 2" x 4"s makes the vertical side of the frame. Then 2" x 4" heavy wire mesh is nailed across the wood frame. Keep the wire mesh pulled tightly as it is nailed onto the top of the frame. Nails are driven one-half into the wood and then bent over to secure the wire in place. Any excess wire is cut off or bent over the edge of the frame.

The top frame is placed on the sub-surface frame or walls. Four-mil clear plastic is placed over the top of the frame. Allow the plastic to extend two feet on all sides of the frame. Do not nail or staple the plastic to the wood frame. Secure the plastic sheet with extra pieces of lumber or stones. Make sure that there are no holes in the plastic. Repairs can be made with pieces of duct tape. A thermometer can be placed in the south end of the "cool frame". If it is too warm, extra laths can be added for additional shade. The "cool frame" should only be opened at sunrise or when outside conditions closely match the micro-climate inside, to prevent the cuttings from drying out.

Although keeping the interior of a "cool frame" near the optimum temperature of 72°F will be difficult on hot days, the use of shade, cooling air from the sub-soil and water, and 100% humidity will modify the temperature to achieve successful propagation.

Rooted cuttings of azaleas can overwinter in the "cool frame". Cover the frame with plastic or tarps when sub-freezing temperatures are expected and remove the tarps when the weather is above freezing. Plywood can be placed on the cover for additional insulation. Remember to check for utility lines before digging, always use non-chlorinated water and look for pests that may be attracted to the cool moist environment.

*Parker L. Little has a degree in Landscape Architecture. He designs gardens in the Richmond, Virginia area. □*

---

## Growing Evergreen Azaleas in the Great Plains

---

John C. Pair  
Wichita, Kansas

---

Obtaining good survival and dependable flowering with evergreen azaleas in the Plains States is at best difficult and thought by some to be impossible. A few limitations include among other things: (1) high soil pH, (2) low-temperature injury to flower buds, and (3) winter desiccation in the dry, continental climate. Although success with rhododendrons has been reported in Oklahoma (zone 7) in such well known areas as Honor Heights Park in Muskogee and even further north in Tulsa, very little has been reported from areas with more drastic weather fluctuations such as in Kansas. Since 1974 trials have been conducted at the Horticulture Research Center at Wichita, Kansas (zone 6) to screen evergreen azaleas for hardiness to the harsh, arid climate and soil conditions of a prairie state.

Soil preparation, best begun the previous fall, usually consists of incorporating sphagnum peat moss (about one-third by volume) plus one to two pounds of sulfur (depending on initial pH) per 100 square feet to bring the pH down near 5.5. Even so, with irrigation water containing high calcium content, the pH often returns to near neutral requiring additional sulfur top dressings. Following planting, beds are mulched with either pecan hulls, pine bark, or more recently re-cycled (ground up) Christmas trees, all very acidifying, organic materials.

Initial screening included many species and groups of azaleas such as Kurume, Gable, Girard, Glenn Dale, Kaempferi, Shammarello and Schroeder hybrids. Surprisingly, several selections proved tolerant to temperature which dropped to -18°F in December, 1989. In addition to experiments on hardiness, trials have been conducted on soil modification, propagation, nutrition, and landscape exposure. Hardest cultivars included many Gable hybrids such as 'Boudoir', 'Caroline Gable', 'Herbert', 'Karens' and 'Purple Splendor' as well as 'Pride's Pink' and other introductions by the late Orlando Pride. Moderately hardy were 'Holland', 'Girard's Roberta' and 'James Gable' (Table 1).

Winter shade has been very beneficial in protecting evergreens from the desiccating effects of sun on the foliage. The azaleas seem to cope more readily with constant cold rather than the fluctuating temperature effects of freezing and thawing which occur in winter sun which dehydrates the foliage. Consequently, the best exposure has been the north side of our office building, north side of pine trees (which also benefits azaleas by the shedding of pine needles), or for that matter the north side of anything tall enough to cast a long shadow. To demonstrate the effects of exposure on survival and flowering, 16 azalea cultivars were planted on the northeast and northwest sides of structures designed especially to represent a residential dwelling with typical landscape exposures. Soil was prepared with sphagnum peat and sulfur as indicated earlier. Plants were established between 1989 and 1991 and evaluated during 1992, 1993, and 1994. Since no previous work dealt with hot summer sun effects during mid- to late-afternoon and due to limited numbers available, a few cultivars were planted only in the northwest exposure. Low temperatures only



*Left: 'Karens' in Spring 1990 after experiencing -18°F in December 1989*  
*Right: Azaleas on north side of Horticulture Research Center, Wichita, Kansas in Spring 1993.*

**TABLE 1**  
**Performance of Hardy, Evergreen Azaleas at Wichita, KS 1987-90<sup>1</sup>**

Cultivar	Plant Condition				Flowering			
	1987	1989	1990	Avg.	1988	1989	1990	Avg.
Boudoir	8.3	7.8	8.7	8.3	9.0	8.0	6.0	7.7
Caroline Gable	8.3	6.8	8.8	8.0	6.0	5.0	4.0	5.0
Girard's Fuchsia	8.0	8.0	9.0	8.3	8.0	8.5	0.0	5.5
Girard's Roberta	9.0	8.8	8.0	8.9	6.7	8.0	0.0	4.9
Herbert	8.7	8.0	7.8	8.2	8.0	7.0	2.7	5.9
Hino Crimson	9.0	6.0	8.0	7.7	5.0	6.0	0.0	3.6
Hinodegiri	9.0	7.5	9.0	8.5	7.0	8.0	1.0	5.3
Kaempferi Holland	9.0	8.8	9.0	8.9	6.5	6.0	0.0	4.2
Karens	8.3	7.5	8.0	7.9	7.3	9.0	6.5	7.6
Louise Gable	8.0	5.5	6.0	6.5	4.0	9.0	0.0	4.3
Pride's Pink	9.0	6.5	6.5	7.3	9.0	8.0	4.0	7.0
Purple Splendor	7.5	7.5	7.8	7.6	7.0	7.0	2.0	5.3
Rosebud	8.2	7.0	7.3	7.5	6.3	9.0	0.0	5.1
Snowball	7.5	8.3	8.5	8.1	5.5	9.0	4.5	6.3
Corsage	7.5	5.0	7.0	6.5	6.7	6.0	0.0	4.2
James Gable	7.0	7.0	7.5	7.2	6.0	8.0	0.0	4.7
Louise Gable	8.0	5.0	5.0	6.0	4.0	7.0	0.0	3.7
Mary Francis Hawkins	7.0	6.0	0.0	4.3	0.0	2.0	0.0	0.7
Rose Greeley	8.0	6.0	7.0	7.0	3.0	8.0	0.0	3.7
Mildred Mae	8.0	8.0	7.0	7.7	4.0	8.0	0.0	4.0

<sup>1</sup> Three plants each established from one gallon containers in Spring, 1986. Ratings are based on a scale of 0 to 9 with 0 = dead or no flowers, and 9 = best condition and most flowers. Flowering in 1990 was following -18°F on December 22, 1989.

reached +5, -1 and +4°F during the winters of 1991-92, 1992-93 and 1993-94 respectively, so most cultivars flowered quite well. A few cultivars were small and not well established such as 'Bixby', 'Dorsett', 'Palestrina' and 'Viking', but nonetheless flowered quite well by the end of the experiment. Surprisingly, the azaleas tolerated the hot northwest exposure as well as, or better than the northeast corner, which is considered the most sheltered location for planted tender species. Results appear in Table 2.

The best plant condition and heaviest flowering occurred on 'Elsie Lee', 'Karens', 'Marie's Choice', 'Herbert', 'Girard's Rose', 'Stewartsonian', 'Hardy Gardenia' and 'Viking'. Even 'Hino Crimson' flowered successfully in 1993 when temperatures dropped below 0°F, whereas most Kurumes do not survive our normal winters in Kansas. Some cultivars such as 'Girard's Fuchsia', a semi-hardy azalea, flowered better on the northwest exposure in 1993 than the northeast, a phenomenon somewhat difficult to explain. That trend occurred with several other cultivars as well including 'Herbert', 'Girard's Rose', 'Palestrina' and 'Hardy Gardenia'.



**TABLE 2**  
**Flowering and Plant Condition of Azalea Cultivars in**  
**Various Landscape Exposures<sup>1</sup>**

Cultivar	Northeast				Northwest			
	Flowering			Foliage	Flowering			Foliage
	1992	1993	1994	Cond.	1992	1993	1994	Cond.
Herbert	4.5	6.7	5.0	6.5	7.3	9.0	5.7	7.3
Girard's Fuchsia	0.0	1.8	4.8	6.5	1.0	7.0	4.0	7.5
Hino Crimson	2.5	9.0	6.8	5.8	0.0	9.0	5.0	7.0
Girard's Rose	2.5	5.8	4.3	5.3	3.5	6.5	6.0	6.0
Hino Red	0.0	5.0	4.3	5.8	NP	NP	NP	NP
Karens	6.0	8.3	5.7	7.0	5.7	8.7	5.3	7.7
Rene Michelle	0.0	4.5	1.8	7.3	0.0	4.7	2.0	6.7
Elsie Lee	NP	NP	NP	NP	2.7	9.0	5.0	7.3
Marie's Choice	NP	NP	NP	NP	0.0	7.0	7.0	7.0
Red Red	NP	NP	NP	NP	3.0	6.0	3.5	5.5
Stewartstonian	NP	NP	NP	NP	5.0	7.3	4.3	7.7
Bixby	0.0	6.5	4.0	6.5	0.0	6.0	4.3	7.3
Dorsett	0.0	2.0	3.0	4.0	0.0	2.0	1.5	6.0
Palestrina	0.0	3.5	0.0	5.0	2.0	5.3	3.3	6.3
Viking	0.0	4.0	7.0	7.0	1.0	4.0	7.0	6.5
Hardy Gardenia	NP	4.0	3.3	7.0	NP	8.5	5.0	7.0

<sup>1</sup> Rated on a scale of 0-9 with 0 = poorest and 9 = most bloom, best condition (average of three replications). NP = Not Planted.

As the experiments are concluded, these azaleas will be transplanted to The Wichita Botanical Gardens for others to enjoy in the future.

It is apparent that many, but not all, of the hardiest cultivars occur in purple colors such as 'Purple Splendor', 'Elsie Lee', and 'Herbert', all of which have some *Rhododendron yedoense* var. *poukhanense* parentage. However, several other hybrids exhibit a considerable amount of pink. Two cultivars with outstanding hardiness are 'Boudoir' and 'Karens'. The latter seems to have performed

better during the summer in our trials and has never failed to bloom under extreme weather conditions. Although not a new introduction it is just now being discovered by many and will grow as far north as Cincinnati, Ohio.

In addition to the named cultivars listed above, further evaluations are being conducted on several hardy introductions by two deceased hybridizers, Orlando Pride of Butler, Pennsylvania and Dr. Henry Schroeder from Evansville, Indiana, both of whom made great improvements in

azalea hardiness through years of breeding. These selections, some of which are not found in the trade, may prove even better than those reported above. At last there are evergreen azaleas hardy enough to grow in areas not previously considered possible, even into portions of zone 5b. Certain results on hardiness are only possible after test winters such as that which occurred in 1989-90. Perhaps when the next -20°F occurs we will have new results to report for those seeking plants for the plains.

#### References

- (1) Darden, James, *Great American Azaleas*, The Greenhouse Press, 96 pgs. 1985.
- (2) Galle, Fred C., *Azaleas*, Timber Press, 486 pgs., 1985.
- (3) Miller, Leonard O., "Rhododendrons in Oklahoma", *Quarterly Bulletin, American Rhododendron Society*, 31(3), 1977, pp. 163-164.
- (4) Pair, John C., "Adaptability of Evergreen Rhododendrons to the Great Plains as Influenced by Landscape Exposure", *Journal of the American Rhododendron Society* 48(1), 1994, 69-72.

*John C. Pair, Ph.D. is a Research Horticulturist at the Kansas State University Horticulture Research Center at Wichita, Kansas. Primary responsibilities are woody plant evaluations for adaptability to USDA zone 6a with emphasis on cold hardiness, heat and drought tolerance and other environmental factors including site selection and cultural requirements for commercial production and consumer use. A major goal is to enhance the selection of ornamental plants for the great plains region. □*



---

# A New Gall Midge Pest Infesting Pinxterbloom Azalea Flowers in Maryland and Washington, D.C.

---

Raymond J. Gagné  
Washington, D.C. 20560

---

Pinxterbloom Azalea, *Rhododendron periclymenoides* (Michaux) Shinnery, blooms in late April in the vicinity of Washington, D.C. Among the showy pink flowers can also be seen aborted flower buds (Figure 1). Lying among the scales and flower parts of the damaged buds are yellow insect larvae less than three mm long (Figure 2). By the end of April, these larvae have dropped to the ground and burrowed into the soil. Affected buds then succumb to rot and die. The insect responsible for the damage is a species of gall midge new to science that belongs in the genus *Dasineura*. It will be described and named elsewhere (1) but for now can be dubbed the pinxterbloom gall midge.

Gall midges are small, gnat-like flies that belong to the family Cecidomyiidae. More than 900 species of this family are known to attack plants in North America (2). Adults are innocuous but the larvae of many species feed in or on plants, where many are responsible for distinctive, complex galls. Larvae of the new species on pinxterbloom live among flower parts and prevent normal flower development. Most plant-feeding gall midges attack only one host or a few closely related hosts on which they feed by sucking plant juices. Affected plant parts may appear healthy while the larvae are feeding but they are reallocating their energy to the gall midge larvae.

Most gall midges and all other species of *Dasineura* in northeastern North America over-winter as mature larvae, either in the ground or in plant tissue. They pupate in spring and adults emerge a short time later, mate almost immediately, and the females then lay eggs on or near the susceptible plant tissue. Larvae quickly hatch and, sometimes following a short period of relocation, soon begin feeding. The biology of this new species of *Dasineura* is different and unique in that adults emerge from the soil and lay their eggs in the fall. The effect of this strategy is that the larvae become active in late winter before the ground is unfrozen, giving them a march on spring.

One other gall midge is known to attack Pinxterbloom Azalea in eastern US and should not be confused with the new species. This is *Asphondylia azaleae* Felt which infests leaf buds of *R. periclymenoides* and *R. prinophyllum* (Small) Millais (2).

I observed the progress of the pinxterbloom gall midge found in woods on the South Farm of the Beltsville Agricultural Research Center, Beltsville, MD, from spring of 1993 to autumn of 1994. Figure 3 summarizes its life cycle. In mid-April, 1993, I found as many as 75 mature, third instar larvae among the flower parts and bud scales of each unopened flower cluster. Larvae were quiescent and apparently no longer feeding, their heads directed towards the bud apex and not engaged with the plant (Figure 2). For two weeks in April, 1994, larvae lay in the flower buds, although when disturbed they became active and quickly wriggled out of the buds. On the day following a heavy rain on April 28, 1994, no larvae remained in the buds. Some larvae had previously been collected for observation and rearing in my home. These were placed in pots filled with damp peat moss. Upon leaving the buds, larvae immediately burrowed beneath the surface of the peat moss where the



Top: Figure 1. Flowers and aborted flower buds on Pinxterbloom Azalea.

Bottom: Figure 2. Insect larvae on Pinxterbloom Azalea buds.

larvae spun ovoid, white cocoons and entered diapause. I did not determine when the larvae entered the pupal stage, but larvae had not yet pupated by July 30, 1994. Adults were discovered emerging on October 17, 1993, and, evidently, had been doing so for some time because many dead specimens were found in the rearing box. Adults contained to emerge until October 21. In 1994, emergence began on October 1 and ended on October 22. The surface of the peat moss was covered with white pupal skins, so the fully developed pupae had crawled from the cocoons to the surface of the peat before adults emerged.

On November 8, 1993, shortly after emergence of adults in captivity, I found eggs between outer bud scales of pinxterbloom at Beltsville. Eggs were elongate-ovoid, contiguous, in groups of ten or more set side by side.

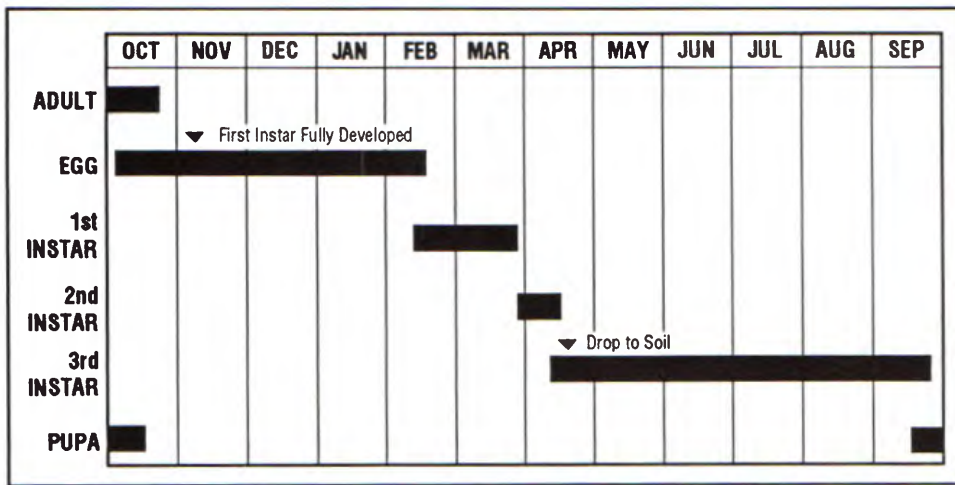


Figure 3. Pinxterbloom gall midge life cycle.

Females (Figure 4) had evidently used their long, protrusible ovipositors to insert the eggs between the scales. No eggs were found among the primordial flowers, possibly because the tightly overlapping inner bud scales prevented entry of the ovipositor. These eggs already contained quiescent, fully developed first instar larvae. All larval heads were pointed toward the bud apex, showing that the eggs were laid caudal end first. Upon leaving the eggs in spring the larvae were in position to crawl directly upward, around the top of the outer bud scales, and make their way downward into the flowers.

Stationary, whitish first instars about 0.4 mm long, were first noticed on February 23, 1994, lying on the surface of stamens and pistils. At this time the soil beneath the plants was still frozen. Until March 15 when the flower parts of normal and infested flowers were only beginning to swell, larvae grew only to 0.5 mm long. By March 17, 1994, the first instars were noticeably larger, up to 0.6 mm long, and appeared to be more motile. Minute brown areas were noticeable on the pistils or stamens near apparent feeding points. By March 25, 1994, larvae still had not molted but the brown spots were more pronounced and the flower parts showed some distortion. By April 4, all larvae had molted to the second instar. They were greenish white and about 1.6 mm long. Stamens and pistils in infested buds showed



Figure 4. Adult female Pinxterbloom gall midge.

some deformation and more extensive brown scarring (Figure 5). Both normal and infested buds were enlarging but still not open.

On April 8, second instars were noticeably larger, about 2.3 mm long. Flower parts showed conspicuous distortion and scattered brown spots. By April 12 the second instars were about 2.5 mm long. At this time stamens and pistils of uninfested buds were elongating and the petals becoming reddish, and new leaves were emerging in straight, narrow fascicles about 1/2 inch long.

By April 14 most larvae had molted to the third instar, which were yellow and about 2.5 mm long. Third instars apparently did not feed, but crawled away from the stamens and pistils, repositioned themselves head outwards among bud scales, and became inactive. On April 20, 1994, uninfested



Figure 5. Insect damaged stamens and pistils.

flowers lengthened and unfurled quickly while infested buds remained closed. On April 25, 1994, uninfested pinxterbloom flowers were in full bloom. Larvae still remained in infested flowers until three days later when, evidently in response to a heavy rain, the larvae left the buds.

I have seen similar damaged buds on pinxterbloom in the U.S. National Arboretum, Washington, D.C. but have not further investigated geographic and host ranges of this species. It may infest other native deciduous azaleas. No parasitoid wasps (Hymenoptera) were reared with the gall midge and the only predator noticed was an unidentified mite (Acarina) found on one occasion feeding on a gall midge larva in the flower buds. Local control might be achieved by cutting off damaged buds and burning them before the larvae drop to the ground.

#### References

- (1) Gagné, R. J., in preparation. "A new species of *Dasineura* (Diptera: cecidomyiidae) infesting Pinxterbloom Azalea flowers in Maryland and Washington, D.C.". To be submitted to the Proceedings of the Entomological Society of Washington.
- (2) Gagné, R. J. *The Plant-Feeding Gall Midges of North America*. Cornell University Press, Ithaca, New York. xiii and 355 pp and 4 pls. 1989.

Raymond J. Gagné is with the Systematic Entomology Laboratory, PSI Agricultural Research Service, USDA c/o U. S. National Museum NHB 168, Washington, D.C. 20560 □



---

## Prize for Best Article in THE AZALEAN —1994

---

Steve Brainerd

In 1989, the Board of Governors authorized the editor of **THE AZALEAN** to establish an annual prize for the best article to appear in **THE AZALEAN**. The concept was to acquire through donations, a fund which when invested would provide an annual prize for the best article published in **THE AZALEAN**. Funds were donated by the following chapters to establish the "CHAPTER'S PRIZE":

Tri-State  
Richmond Virginia  
Ben Morrison  
Northern Virginia  
Brookside Gardens

As stated in the September 1990 issue, the best article each year will be selected by a poll of the membership. The prize will be announced and awarded at the Annual Meeting of the Society.

The prize for Best Article in **THE AZALEAN** for 1994 has been awarded to Steve Brainerd for his article "Designing with Azaleas" which appeared in the December 1994 issue of **THE AZALEAN**. □

---

## Further Princess Azalea Introductions

---

James B. Shanks  
Beltsville, MD

Andrew N. Adams, Jr.  
Clarksville, MD

---

The Princess Azaleas are a new hybrid group characterized by medium to large, double and hose-in-hose double flowers of clear colors on compact, hardy, evergreen plants. Bred for greenhouse forcing and landscape planting, they have been developed at the University of Maryland, and are being propagated and introduced by Andy Adams, Jr., of the Ten Oaks Nursery, Clarksville, Maryland.

The first five introductions were announced in a March 1993 article in **THE AZALEAN** (1). They were: 'Princess Andrea', light red, hose-in-hose double; 'Princess Deborah', salmon-pink, hose-in-hose double; 'Princess Megan', light pink, hose-in-hose double; 'Princess Ruth', pink, slightly ruffled, partial double; and 'Princess Sharon', white, slightly double flower. The second four introductions were made in a March 1994 article in **THE AZALEAN** (2). They were: 'Princess Allison', double white; 'Princess Connie', pink with white edge; 'Princess Mary Lee', pink hose-in-hose double; and 'Princess Tessa', deep salmon, hose-in-hose double.

### Background

As explained in some more detail in the March 1993 article, the original crosses were made in the spring of 1950 for the purpose of producing larger flowers on the popular Kurume and other azaleas having a fairly compact growth habit. The large-flowered Belgian variety 'Vervaeana' as the seed parent was pollinated with 'Amoena', 'Coral Bells', 'Hexe', 'Hinodegiri', 'Mucronatum', *Rhododendron kaempferi*, 'Pink Pearl', *R. simsii*, and two azaleas of unknown origin, one pink and one white. From 1954 until 1977, controlled crosses were made of selections from the resulting group of plants and their progeny with additional cultivars being included in the program beginning in 1958.

Selection was made for plants with a moderately vigorous, but compact and free-branching growth habit with medium-to-large flowers of clear colors. Other characteristics looked for were early flowering, floriferousness, and long-lasting flowers. While the initial emphasis was on selections for outdoor planting in the central Maryland area (U.S.D.A. plant hardiness zone 6B, 0 to -5°F), the major emphasis from 1960 to 1977 when the last crosses were made was to produce types for greenhouse forcing. All seedling plants were eventually planted out-of-doors to ascertain their winter survival characteristics.

### New Introductions

This article introduces three more Princess Azaleas: 'Princess Gwyneth', 'Princess Lindsay', and 'Princess Margaret'. The following gives pedigree and descriptions for the new introductions. Color descriptions are based on the Royal Horticultural Society (RHS) Colour Chart of 1966 or 1986 as designated, and, unless stated otherwise, the comparative bloom times were for 1983 at College Park, Maryland.

### 'Princess Gwyneth'

Large hose-in-hose double flower (to 7 cm dia.), white, leaf 1.3 x 3 cm and dark green, round and spreading habit. Bloom May 10.

#### Pedigree

Year	Cross	Progeny designation
1950	'Vervaeneana' x 'Amoena'	MD 50-1-1
1950	'Vervaeneana' x 'Coral Bells'	MD 50-2-3
1950	'Vervaeneana' x 'Mucronatum'	MD 50-5-7
1950	'Vervaeneana' x 'Pink Pearl'	MD 50-7-41, MD 50-7-44
1953	MD 50-1-1 x MD 50-5-7	MD 53-5-1
1957	MD 50-7-41 x MD 50-2-3	MD 57-1-3
1959	'Triumph' x MD 50-7-41	MD 59-4-11, MD 59-4-12, MD 59-4-20
1959	U.S.D.A. PI 226144 x MD 53-5-1	MD 59-14-2, MD 59-14-3
1960	'Chimes' x MD 57-1-3	MD 60-7-4
1960	U.S.D.A. B.44838 x MD 50-7-44	MD 60-11-1
1961	'Chimes' x U.S.D.A. B.44838	MD 61-10-1
1962	MD 59-14-2 x MD 59-14-3	MD 62-30-1
1964	MD 60-7-4 x MD 59-4-20	MD 64-39-1
1966	MD 61-10-1 x MD 62-30-1	MD 66-51-2
1966	MD 59-4-11 x MD 59-4-12	MD 66-17-1
1968	MD 60-11-1 x MD 64-39-1	MD 68-46-4, MD 68-46-5
1969	MD 66-51-2 x MD 66-17-1	MD 69-41-1
1973	MD 69-41-1 x MD 68-46-5	MD 73-13-2
1977	MD 68-46-4 x MD 73-13-2	MD 77-13-3

'Princess Gwyneth'

Limited quantities of the Princess azalea hybrids introduced this year and in the previous two years will be available for the first time directly from Andy Adams, Jr. About eight other hybrids are under evaluation for possible introduction in the future.

#### References

(1) Shanks, J. B. and A. N. Adams, Jr. Introduction of the Princess Azaleas. *THE AZALEAN* 15(1), March 1993, pp. 9-11.

(2) Shanks, J.B. and A. N. Adams, Jr. More Princess Azalea Introductions. *THE AZALEAN* 16(1), March 1994, pp. 12-13.

*Jim Shanks is Professor of Horticulture, Emeritus, The University of Maryland at College Park. Andy Adams is retired President of the Ten Oaks Nursery of Clarksville, Maryland.* □

### 'Princess Lindsay'

Large double flower (6 cm dia.), reddish pink (RHS50B), leaf 1 x 2.5 cm glossy dark green. Bloom May 5. (There may some variability in the strength of the reddish pink coloring for this flower; that is, some blooms appear to be redder.)

#### Pedigree

Year	Cross	Progeny designation
1950	'Vervaeneana' x 'Coral Bells'	MD 50-2-3
1950	'Vervaeneana' x 'Pink Pearl'	MD 50-7-44
1957	MD 50-7-44 x MD 50-2-3	MD 57-1-3
1960	'Chimes' x 'Crimson Glory'	MD 60-3-2
1960	'Chimes' x MD 57-1-3	MD 60-7-4
1960	U.S.D.A. B.44838 x MD 50-7-44	MD 60-11-1
1961	'Chimes' x U.S.D.A. B.44838	MD 61-10-1
1964	MD 60-7-4 x 'Dr. Alderfer'	MD 64-39-1
1965	MD 60-3-2 x MD 64-10-1	MD 65-17-1
1968	'White Christmas' x MD 65-17-1	MD 68-13-3
1968	MD 60-11-1 x MD 64-39-1	MD 68-46-5
1977	MD 68-13-3 x MD 68-46-5	MD 77-8-4

'Princess Lindsay'

### 'Princess Margaret'

Large semi-double flower (to 8 cm dia.), strong reddish-orange (RHS86 45A), leaf 1 x 2.5 cm dark green, round form and loose plant habit.

#### Pedigree

Year	Cross	Progeny Designation
1950	'Vervaeneana' x 'Amoena'	MD 50-1-1
1950	'Vervaeneana' x 'Coral Bells'	MD 50-2-3
1950	'Vervaeneana' x 'Mucronatum'	MD 50-5-7
1950	'Vervaeneana' x 'Pink Pearl'	MD 50-7-41
1953	MD 50-1-1 x MD 50-5-7	MD 53-5-1
1957	MD 50-7-41 x MD 50-2-3	MD 57-1-3
1959	'Triumph' x MD 53-5-1	MD 59-4-11
1960	'Chimes' x MD 57-1-3	MD 60-7-4
1966	MD 59-4-11 x MD 60-7-4	MD 66-17-1
1972	MD 66-17-1 x (pollen unknown)	MD 72-5-1

'Princess Margaret'



---

# Correction of Descriptions for Glenn Dale Hybrid Azaleas 'Alexandria', 'Melanie', 'Serenade', and 'Winner'

---

Richard T. West  
Columbia, Maryland

---

A comparison of Glenn Dale hybrid azalea descriptive data published in the U.S. Department of Agriculture (U.S.D.A.) Monograph 20, *The Glenn Dale Azaleas* (1), by B. Y. Morrison, and records from the U.S.D.A. Plant Introduction Station at Glenn Dale, Maryland, where the Glenn Dale azaleas were developed, and with observations of original azaleas in three cases, shows errors in the parentage and/or flower descriptions printed in Monograph 20 for four azaleas. The azaleas are 'Alexandria', 'Melanie', 'Serenade' and 'Winner'. Additionally, examination of data differences raises questions to note for the parentage of two other Glenn Dale azaleas: 'Carmel' and 'Mavourneen'.

## Background

To assist in my Glenn Dale azalea research, ASA member William (Bill) C. Miller III has allowed me to copy his extensive file of old records for the Glenn Dale hybridizing program from the Plant Introduction Station. These records include inventories of azaleas and their parentage, hybridizing crosses made, and selection lists. Prior to naming and receiving a Plant Introduction number, all azaleas were identified by a unique number called a Bell number, and this number also referred to the history of the azalea. From these various records, it is possible to trace almost all of the Glenn Dale hybrids back to their original crosses, also identified by a number. A Glenn Dale azalea database was constructed from these records relating name, P.I. number, Bell number, and Seed Lot for each hybrid. The database was published as *The Bell Book* (2) in 1993, and it includes the error corrections reported here.

Bill Miller and I are co-sponsors of the Ten Oaks Glenn Dale Project where cuttings of original, verified Glenn Dale azaleas are distributed to cooperators throughout the U.S. in order to establish sizable Glenn Dale collections in addition to that at the U.S. National Arboretum for which we also provide azalea stock (3). Our primary source of Glenn Dales is the azalea arboretum of Ten Oaks Nursery, Clarksville, Maryland, at the home of Andy N. Adams, Jr. As explained in an earlier article in *THE AZALEAN*, Adams and Ten Oaks were one of the recipients in the Glenn Dale azalea distribution, and what they received was planted in a protected azalea arboretum (4). We have also begun to locate some original Glenn Dales at the Plant Introduction Station (5). Every time we find an original plant, we check it against the official description in Monograph 20. As specified for each azalea, the source for corrections given here are historical records and/or original plant observations (6).

## Corrections to Monograph 20 Information

'Alexandria': P.I. 141796 - Bell no. 32460 - from Seed Lot B.13574

Correct parentage is: 'Vittatum' x 'Louise'

['Vittatum Fortunei' is a synonym of 'Vittatum'; Morrison's styling of the name as 'Vittata Fortunei' is used in the following text, Ed.]

'Alexandria' was selected in 1939 from the same seed lot that produced 'Dimity', 'Limerick' and 'Pied Piper' in 1937; 'Bacchante' and 'Bridal Veil' in 1939;

and 'Cinderella' and 'Satrap' in 1952. Although formally introduced and in propagation before World War II, 'Alexandria' was never officially distributed, but it was included in Monograph 20 even though it was withdrawn by Morrison about 1948. In a 1948 letter to Plant Introduction Station superintendent, F. C. Bradford, regarding what to do with left overs from pre-war propagation and distribution, Morrison directed that all plants of 'Alexandria' be destroyed except for one (7). Miller and I have found that single specimen in the azalea woods at Glenn Dale (8).

All records up to 1946 state that 'Alexandria' is P.I. 141796 (B.32460) from seed lot B.13574 which was 'Vittata Fortunei' x 'Louise'. In 1951 Morrison compiled a complete Glenn Dale azalea list "as nearly type perfect as I can manage", but listed 'Alexandria' as having the parentage of 'Mucronatum' x *simsii*, although he correctly stated the Bell number of 32460. Other errors were corrected, but this one was missed. A selection identified as B.32360 was made from the 'Mucronatum' x *simsii* cross, but there is no record that it was ever propagated. The misstatement of parentage in Monograph 20 was likely the result of the kind of typographical error noted, or a misreading of the correct selection Bell number.

The description of the plant and flower given in Monograph 20 appears to be correct based on the plant at Glenn Dale; the flower is described as very showy, color rose, and my observation of the flower agrees, having an RHS86 color of 54A. I note that the description of the flower in the records from 1939 and 1945 states it is a white flower with spinel red stripes. As with the other cultivars from this seed lot and many others having 'Vittata Fortunei' as a parent, the progeny typically have white with color stripes, solid white, and solid color (self) flowers on the same plant. It appears that the existing plant and the official description are for a clone of the solid color flower

which, perhaps, was what was chosen for propagation.

**'Melanie':** P.I. 141783 - Bell no. 32204 - from Seed Lot B.13613

Correct description is: **Single flowers, 2 in head, color is RHS86 49A or 50C, medium pink, with red dots (50A) on upper petals.** Visual effect from a distance is medium salmon-pink.

All records agree as to the P.I., Bell number, and seed lot. 'Melanie' was distributed only in 1941 or 1942. When listed as a 1941 introduction in the formal U.S.D.A. P.I. Inventory, the hybrid was described as, "Late, flowers bright salmon to coppery old rose with darker margins, single" (9). One of the receivers of the distribution of Glenn Dales in 1941/2 was the Fruitland Nurseries of Augusta, Georgia, who described the flower as having a pinkish salmon color. The late George Harding, an expert on the Glenn Dales and founding ASA member, stated he was never able to find the hose-in-hose flowered plant as described in Monograph 20. An April 1945 Glenn Dale record description states, "32204. Macrantha orange x Azuma-shibori. Single, eosine pink. This is PI No. 141783..." Another Glenn Dale paper is a hand-written, undated listing of the Glenn Dale "Hose-in-hose azaleas" that includes 24 cultivars, but not 'Melanie'. The correct description given above is from an original 'Melanie' found at the Ten Oaks Nursery. Thus, all available information from records and observation for the 'Melanie' flower, except the Monograph 20 description of a rose-pink hose-in-hose, agree that it is a single flower of a salmon-pink color.

It is not known why the incorrect flower description was given in Monograph 20, although it might have had to do with a Bell number

error. It is true that other selections from the B.13613 seed lot are all hose-in-hose rose pinks. A definitive statement about the source of the official description cannot be made from record information. Based on the azalea described and only distributed in 1941/2, this correction is made to the Monograph 20 description. [I have made no record yet, but I have the impression that the 'Melanie' at Ten Oaks does not flower late, but rather in early May.]

**'Serenade':** P.I. 160027 - Bell no. 32253 - from Seed Lot B.13615

Correct parentage is: **'Macrantha Orange' (indicum) x 'Momozono'**  
Correct description is: **Erect to eventually overarching growth to 6 feet. Leaves dark green, small. Flowers usually 2-3 in head, 1 3/4 - 2 across, irregularly hose-in-hose. Old Rose of Ridgway, but garden effect is fine salmon pink, conspicuous blotch of Tyrian Rose on three upper lobes. Late April, early May.**

All records up to 1949 state that 'Serenade' is P.I. 160027, B.32253, from seed lot B.13615 which was 'Macrantha Orange' x 'Momozono'. This is the azalea that was described and distributed in 1949. In 1951, Morrison compiled his "nearly type-perfect list" of Glenn Dales, but made the error of listing 'Serenade' as B.32353 which came from the 'Mucronatum' x *simsii* seed lot. In fact, a selection with the number B.32353 was made, but there is no record that it was ever propagated. Thus, the misstatement of parentage and the incorrect description were the likely result of the typographical error. The correct description given above is from Glenn Dale records of 1945 and 1949. It may be that the described irregularity of the hose-in-hose flower has also caused some confusion. (A plant of 'Serenade' has not yet been found.)

**'Winner':** P.I. 160023 - Bell no. 32249 - from Seed Lot B.13615

Correct flower description is: **Single flower**

All records agree with Monograph 20 information except for the hose-in-hose characteristic of the flower. In fact, the records that list hose-in-hose for 'Winner' always have a "?" next to the "hose-in-hose", but the reason why is not known, and it is not known how the question was resolved such that hose-in-hose was given in Monograph 20. 'Winner' is not included in the Glenn Dale handwritten list of hose-in-hose azaleas mentioned previously. Observation of an original cultivar at Ten Oaks shows the single flower. George Harding also noticed the single flower and made a correction report from his observation in THE AZALEAN in 1980, but gave no further support for the correction or any explanation (10). His observation was accepted by Fred Galle in the Glenn Dale listing in his book, *Azaleas* (11).

#### Questions about Parentage for 'Carmel' and 'Mavourneen'

In the construction of the Glenn Dale azalea database, some conflicting data for parentage appeared in the records. The problem in being able to resolve some conflicts is that there exists no record of the first selections made in the Glenn Dale program in 1937 which explicitly shows the assignment of a Bell number to a selection from a given seed lot. It is possible to closely approximate the process and reconstruct a selections list from other records, and that has been done. It has helped to resolve the following questions somewhat, but, in the end analysis, I believe the proof must be clear before suggesting changes to Morrison's text in Monograph 20. Therefore, the following are presented as information items and not corrections.



'Carmel': P.I. 141776 - Bell no. 27450

Monograph 20 gives the parentage as 'Madam Margottin' x 'Splendens', seed lot B.13584. Some early records give parentage as 'Mrs. Carmichael' x 'Willy', seed lot B.13610. In a 1946 article, Morrison stated 'Carmel' was a sister to 'Jubilant' which was from B.13610, but did not so state the relationship in Monograph 20 (12). The reconstructed selections list suggests the Monograph 20 listing is correct, and it provides no evidence that any selection was made from seed lot B.13610 in 1937.

'Mavourneen': P.I. 141768 - Bell no. 27415

Monograph 20 gives the parentage as 'Vittata Fortunei' x 'Omurasaki', seed lot B.13567. Early records of Glenn Dale hybrids in propagation give parentage of 'Vittata Fortunei' x 'Marta', seed lot B.13559. The reconstructed selections list suggests the Monograph 20 listing is correct.

As was noted in a previous article about parentage corrections for some Glenn Dale azaleas, the corrections reported here seem to be caused mostly by typographical errors and problems in proofreading text for Monograph 20 (13). I continue to

believe that Morrison and his colleagues generally did a magnificent job with the massive amount of data for the Glenn Dale hybridizing program, but that it was just too difficult to remember or to check all the myriad details.

#### References and Comments

(1) Morrison, B. Y. *The Glenn Dale Azaleas*. U.S. Department of Agriculture Monograph 20, October 1953, Washington, D.C.

(2) Miller III, W. C. and West, R. T. *The Bell Book: A Companion to Monograph 20*. Bethesda, MD: The Azalea Works, 1993.

(3) West, R. T. and Miller III, W. C. "The Ten Oaks Glenn Dale Project Begins". *THE AZALEAN* 15(3), September 1993, pp. 56-57.

(4) West, R. T. "Distribution of the Glenn Dale Azaleas and the Ten Oaks Nursery". *THE AZALEAN* 11(4), December 1989, pp. 69-73.

(5) West, R. T. and Miller III, W. C. "Azaleas at the Glenn Dale Plant Introduction Station". *THE AZALEAN*, [in preparation].

(6) I have copies of all of the historical records and documents mentioned; they are not individually referenced.

(7) Although not yet found, it is likely that clones of 'Alexandria', identified by its Bell number, are in the massed planting of Glenn Dale hybrids on Mt. Hamilton at the National Arboretum.

(8) With only one plant known, making a correction might seem like unnecessary detail. It is given in anticipation of 'Alexandria' becoming available.

(9) U.S. Department of Agriculture. *Plant Inventory, No. 147*. Washington, D.C.: U.S. Government Printing Office, page 29.

(10) "Correction of Monograph 20". *THE AZALEAN* 2(4), October 1980, pp. 6-8.

(11) Galle, F. *Azaleas*. Portland, OR: Timber Press, 1985, page 250.

(12) Morrison, B. Y. "Glenn Dale Azaleas". *Arboretum Bulletin of the University of Washington* 9(4), Winter 1946, pp. 11-13, 19.

(13) West, R. T. "Correction of Parentage for some Glenn Dale Azaleas". *THE AZALEAN* 15(3), September 1993, pp. 54-56.

*Richard T. West is a long-time member of the Azalea Society of America who is especially interested in the Glenn Dale azaleas. He occasionally writes articles for THE AZALEAN. □*

## ASA NEW MEMBERS

### At-large Members

Edward & Mary Collins  
136 Finley Cove Road  
Hendersonville, NC 28739

Betty and Ed Fraser  
195 Marine Street  
Farmingdale, NY 11735  
PHONE: (516) 293-7393

John Hungarland  
847 Buttonwood Drive  
Winston-Salem, NC 27104  
PHONE: (910) 765-8357

Kenneth & Margaret Kent  
9501 East B Street  
Tacoma, WA 98445  
PHONE: (206) 537-1344

April Sanborn  
P. O. Box 69  
Wester, NC 28788

### Brookside Gardens Chapter

Patrick D. Kelly  
Senior Horticulturalist  
Londown Town Publik  
House & Gardens  
839 Londontown Road  
Edgewater, MD 21037  
PHONE: (410) 222-1447

### Louisiana Chapter

John Greene Campbell  
16068 Riverside Drive  
Covington, LA 70433  
PHONE: 9504) 892-4259

Lloyd Cotton  
C & T Nursery  
2313 Wash Street  
Franklinton, LA 70438  
PHONE: (504) 839-4930

Oconee Chapter  
Stormy & Jane Chappellear  
315 Cindy Drive  
Conyers, GA 30208  
PHONE: (404) 483-0922

John & Virginia Hyland  
2291 Weatherstone Circle  
Conyers, GA 30208  
PHONE: (404) 922-3023

Mary L. Rogers  
2501 Amalfi Drive  
Conyers, GA 30207  
PHONE: (404) 482-4593

### Richmond, VA Chapter

Mrs Grace A. Lynch  
2 Countryside Lane  
Richmond, VA 23229  
PHONE: (804) 282-2570

### New Officers Elected

Results of the election of officers were announced at the Annual Meeting held in Rockville, MD on May 6, 1995: Steve Brainerd, President and Jim Thornton, Vice President. Fred Minch, Rosalie Nachman, and Arthur Vance were elected to two-year terms as directors. □

### Ben Morrison Chapter

Nuran Miller, *President*

Members have been delighted with the long, cool springtime weather in Maryland this year. The azaleas began blooming earlier and have lasted longer than in recent years. Some chapter members have been involved in developing the George Harding Garden while others have been preparing for the spring azalea show. Members who attended the ASA convention were appreciative of the outstanding program and garden tours arranged by the Brookside Gardens Chapter.

Our azalea show and plant sale, held May 13 and 14 in Prince Frederick, was an acclaimed success this year. More than half of our membership actively participated in the show, resulting in 170 entries of primarily mid-season and late-season early bloomers. Educational displays on companion plants and shrubs, azalea culture, and videos complemented our flowers. The plant sale was a success. A few new members also joined the society and the chapter. Most importantly, we had lots of fun and fellowship.

Members are looking forward to our annual cutting picnic and plant exchange to be held at the home of Sue and George Switzer on July 16. □

### Brookside Gardens Chapter

Carol Allen, *President*

February Meeting: Past President Bill Johnson finally got a chance to delight us with his own program. His slides suggested many fine companions for the azalea garden. I'm sure all present took home several new ideas for their gardens. Dottie Murphree gave the treasurer's report. Bill Miller updated us on the convention. Tina

Kelly reported on the Landon School Show. All is going well in both endeavors. A volunteer sheet was passed around and I'm sure Tina and Bill will now have plenty of help?

Cultural Calendar: The warm days of Spring are finally upon us, bulbs are making a fine show and I'm sure everyone is out in the garden looking at azalea buds expectantly.

March is a good time to fertilize while things are relatively slow. Pansies and primroses can give dull corners an instant boost. Make notes where bulbs are lacking or thin. Plan to try something new, maybe one of the minor bulbs. *Eranthis hymnalis*, *anemone blanda*, and species *crocus* are some of my favorites.

Make plans for summer annual plants. Now is a good time to remove old mulch (a recommended practice of debatable efficacy if fungus is a problem) and put down new.

Take stock of staking materials. It is not too soon to put supports in the ground for peonies and other floppy perennials. Better to do it now than later. If leaf gall or petal blight is a problem initiate your spray program.

Spring's cooler weather is a good time to reroute those downspouts if water has been a problem around the house. Consider attaching a length of black plastic hose and burying it under ground. For best results it must point downhill and either emerge from under ground at the far end or run into a drywell.

Promise yourself to take the time to enjoy the spring while we have it. Visit other gardens both private and public for some fresh insights. Who said taking some time off couldn't be spent in doing "research"? The garden tours at the convention could be your best opportunity. □

### Dallas Chapter

Jim Garrison, *President*

The Dallas area had an earlier than usual azalea bloom with the Kurumes peaking about March 20. We had 23°F in early-mid March that caught

'Vittatum' and 'Jennifer' in full bloom. 'Sherbrooke', 'Red Slippers', 'Coral Bells', 'Hino Crimson' and several other varieties were starting to bloom but soon recovered and finished their bloom cycle. 'Sherbrooke' bloomed all fall in my yard and seemed to be earlier than usual this year.

The Dallas Chapter has been granted permission to construct a greenhouse on the grounds of the Dallas Arboretum and Botanical Society. The greenhouse will be 12' x 96'. We have about 630 one- and two-gallon plants consisting mostly of Glenn Dales from Naud Burnett's collection to start out. Our plans are to take cuttings of these plants and the 2000+ varieties and cultivars in the Arboretum and sell them as 4" plants starting next spring. Several volunteers helped us remove existing hackberry trees, privet and smilax to clear the area for the greenhouse. The greenhouse should be completely erected and irrigated by May.

Dr. Willis Cottel's garden will be featured in the May issue of *Southern Living* magazine. Those of you who attended the 1993 National Convention in Dallas will remember this garden designed by Dallas landscape architect and past Dallas Chapter President Naud Burnett.

Our February 28th chapter meeting featured Ray Bond, a Dallas horticulturist who propagates camellias; he discussed the differences and similarities between camellias and azaleas and their care in the Dallas area. On April 4, Mark Wegmann addressed our chapter with a demonstration of bonsai techniques. Mark brought several of his azaleas and Japanese maples he has been working with and offered to do an initial pruning for some of our members who brought their own azaleas.

The next Dallas Chapter meeting will be June 6 at 7:00PM at the Camp house in the Dallas Arboretum. □

### Oconee Chapter

Jim Thornton for Pheleta Hambrick

The Oconee Chapter met at the First Baptist Church in Conyers, GA on De-



ember 11, 1994 at 2:00PM with 21 members and guests attending.

President David Butler opened the meeting by welcoming everyone and asked Jim Thornton to read the minutes and treasurer's report in absence of the secretary and treasurer. David then asked Jim to report on the results of the Election Committee. Jim reported the following nominees for our 1995 officers:

**President:** David Butler  
**Vice-President:** Ralph Bullard  
**Secretary:** Ruth Bryan  
**Treasurer:** Fred Vick

Asking for nominees from the floor and receiving none, Jim then asked the nominees to be accepted. The nominations were closed and all members voted in favor of the new officers (Note: Tom Anderson will continue to interface with the church for meeting arrangements and Jim Thornton will continue to act as Membership Chairman and Public Relations. Jimmy Hambrick continues to support us as Editor of our newsletter.)

Next, President Butler introduced Jim Thornton's presentation on an "Economical Watering System". Jim presented several slides featuring the use of electronic water timers for a cheap but functional misting system.

Next David asked those who brought samples of their cuttings from our cuttings meeting to share their cultivation practices. David started with his own plants. The meeting then broke for refreshments provided by Patsy Thornton. After the break a drawing was held for three porcelain figurines of the azalea flower. Winners were Dr. Joe Coleman, Mrs. Frank Bryan and Mrs. Martha Cannon Meeks.

A rooted cutting of species "macrogemmum", donated by James Harris was auctioned. [The Japanese botanist Nakai created the epithet *macrogemma* at specific rank in 1931. In the latest revision of the genus, however, Nakai's name is sunk in synonymy under *R. kaempferi*, Ed.] The winning bid was made by Dr. Coleman. Christmas wreaths brought by Allison

## Azalea Calendar

- June 6** Brookside Gardens Chapter Meeting at Twinbrook Library  
**June 6** Dallas Chapter Meeting at 7:00PM at the DABS  
**July 15** Deadline for receiving material (articles, advertisements, and chapter news) for the September issue of **THE AZALEAN**  
**July 16** Ben Morrison Chapter Cutting Picnic at Sue and George Switzers  
**September 26** Dallas Chapter Meeting at 7:00PM at DABS  
**October 15** Deadline for receiving material (articles, advertisements, and chapter news) for the December issue of **THE AZALEAN**  
**October 24** Dallas Chapter Meeting at 7:00PM at DABS

Fuqua were also sold, and the rotted samples were given away on a first come basis.

Some discussion then followed concerning our upcoming flower show (second Saturday in April). This is going to require a lot of work by a lot of members, but thankfully we have Dr. Coleman and other veterans to guide us. Start thinking now how you can help in supporting this Chapter activity. This will be our first judged show. Let's make it a success!!

It was suggested the chapter donate a number of azaleas to the church for the church grounds because of their allowing us to use their facilities without charge. Tom Anderson will coordinate with the church and we will ask members to donate plants.

Jim Harris mentioned a problem that is caused by spider mites and suggested a spray program of using Kelthane or Cygon 10 days apart.

Allison Fuqua mentioned an article in the American Nurseryman Magazine about a new strain of mildew that attacks the azalea. This can be treated with sulphur.

Jim Harris reported that recently a lady ran over a rabbit in front of his house. She got out of her car, ran over to the rabbit and sprayed something on it. The rabbit got up and ran away. Asked what the lady used, Jim replied, "hair restorer". Later, Jim's wife opened her refrigerator and there was a rabbit, she asked it what it was doing in the refrigerator. The rabbit said, "Isn't this a Westinghouse? I was just westing!" □

### Report of the Public Information Committee for 1995

William C. Miller III, *Chairman*  
Bethesda, Maryland

For the period beginning May 1, 1994, and ending April 30, 1995, I submit the following report. Eighty requests for information were received from 24 states and the District of Columbia, one Canadian province (British Columbia), and two foreign (non-North American) countries (Columbia and England). This figure is significantly below the number of cards and letters that were reported for the previous period.

The most requests for information came from the state of Maryland (9) with Virginia (8) following close behind. May of 1994 was the busiest with 15 letters received while June of 1994 and February of 1995 were least busy with only two letters received. This averages out to a little more than six responses per month and, as always, a whole lot of time in the line at the post office.

Effective October 1, 1994, the old Silver Spring post office box was terminated. For those who may not be familiar with the post office box story, the ASA changed its formal address to West Bethesda four years ago. The establishment of a new address was necessitated by the fact that the original Silver Spring box (located in Aspen Hill actually) had long since ceased to be convenient to anyone willing to be responsible for it.

My thanks to the nurserymen and women who favored me with their catalogs. □

## Transplant Nursery

*Rare and Unusual Plants*

Choice groups of azaleas,  
rhododendrons, and  
native deciduous azaleas  
**Catalogue \$1.00**

(706) 356-8947  
1586 Parkertown Road  
Lavonia, GA 30553

***We Do Not Ship!***  
***Visitors Welcome!***

## Azalea Mart



### Advertising Rates

1/18 page	\$12
1/9 page	\$20
2/9 page	\$36
1/3 page	\$50
1/2 page	\$75
Full page	\$150
Back cover	\$250

Special rates for members  
Send copy or write  
Robert W. Hobbs, Editor



**AZALEAS**  
**RHODODENDRONS**  
**RARE TREES**  
**and EVERGREENS**  
**UNUSUAL PLANTS**

MAIL ORDER CATALOG \$2.00

**Roslyn**  
**Nursery**

DEPT C 211 BURRS LANE  
DIX HILLS, N.Y. 11746



*Dave & Kathy Collier have recently  
purchased our nursery. Contact them at  
"THE COLLIERS"*


*37235 SE Lusted Road  
Sandy, OR 97009  
(503) 663-7917*

*We thank you for your past business and  
the wonderful personal contacts.*

*Our new address is  
12601 SE River Road #126  
Milwaukie, OR 97222*

*Eleanor & Art Stubbs*  
Descriptive Catalog  
\$2.00 refundable with order

## Shepherd Hill Farm



Shepherd Hill Farm  
200 Peekskill Hollow Road  
Putnam Valley, NY 10579  
(914) 528-5917

**Growers of Rhododendrons and Azaleas**

***Call or Write for Our New Catalog***  
***Postpaid Shipping***

## FOR SALE

California Contemporary  
Home  
*in Langley Section of McLean, Virginia*  
*Minutes from downtown D.C., near schools*  
*and shopping*

**SITUATED ON HALF ACRE LOT**

4 Bedrooms, 3 Full Baths,  
4 Fireplaces, 2 Car Garage,  
Spacious Wooden Deck and  
lovely views of azalea plantings.  
Ideal for azalea growers;  
beds contain azaleas of all varieties,  
bulbs, evergreens, dogwoods, mahonia and more.  
Space to make more garden beds.

For further information, Contact: Carolyn  
Manlove at Long and Foster 703-790-1990; 703-  
356-1635 or FAX 703-893-9079.



## THE BELL BOOK

*A Companion to Monograph 20  
Indexes of Cultivar Names, PI Number, Bell Number Seed Lot Number  
and Sisterhood Tables for the Glenn Dale Azaleas*

Order from:  
**THE AZALEA WORKS**  
7613 Quintana Court  
Bethesda, MD 20817  
(301) 365-0692  
\$22.00 plus shipping and handling  
Maryland Residents add \$1.10 sales tax

Shipping and Handling  
USA \$3.00

Canada, Mexico and Western Hemisphere \$4.00

Europe \$6.00

Asia, Africa, & The Pacific Rim \$8.00

Pay by Bank Check in U.S. Dollars or

International Money Order

Checks made out to

THE AZALEA WORKS

## Muccio's Nurseries

INCORPORATED

*Growers of Rare  
Camellias and Azaleas  
since 1935  
hundreds of varieties  
Send for FREE catalog*

3555 CHANEY TRAIL  
MAILING ADDRESS; P.O. BOX 6160  
ALTADENA, CALIFORNIA 91003  
(818) 794-3383

**Your  
Advertisement  
Could  
Appear  
Here**



## AZALEA TRACE

**450 Varieties**

*The Best "DOERS" From Our  
Collection of Over 1500 Varieties*  
Potted Plants (6", 8", 10" Pots)  
Grown in Calvert County, MD

5510 STEPHEN REID ROAD  
HUNTINGTOWN, MD 20639  
PHONE: (301) 855-2305  
(410) 257-0837

## Southern Plants

- ☛ Southeastern Natives
- ☛ Heat-Tolerant Deciduous Azaleas
- ☛ Magnolias
- ☛ Rare Introduced Plants

Mail Order Catalog \$1.00

P O Box 232  
Semmes, AL 36575  
(205) 649-5221

## THE CUMMINS GARDEN

Dwarf Rhododendrons  
Deciduous Azaleas  
Dwarf Evergreens  
Companion Plants

YES, We Ship!  
Catalog \$2.00  
(Refundable With Order)



22 Robertsville Rd.  
Marlboro, NJ 07746  
Phone: (908) 536-2591

## garden information manager (gim, pronounced 'Jim')

Previously available only to public gardens and arboreta, gim has now been tailored to also meet the needs of private plant enthusiasts.

*gim* runs on any Macintosh computer as your plant information partner, keeping such details for each of your plants as source, size history colors, bloom time, culture, comments, to do" notes, and its precise location in your garden.

The *gim* maps of your garden and plants let you instantly find any plant, "grow" the garden over time, see it in "bloom" at any season – and easily replace your lost labels. *gim* also has extensive, flexible, easy to use on-screen and printed reports, including plant labels.

*For full information, call or write:*  
Oakhill Nursery / 15241 Springfield  
Road Germantown, MD 20874  
301-840-1714 301-417-9123 (fax)

# ASA BOOKSTORE

*'A Brocade Pillow—  
Azaleas of Old Japan'*  
by Ito Ihei  
with an introduction  
by John L. Creech  
\$15.00  
Postage Paid

All Timber Press  
Publications at  
substantial  
discount

*'Success With  
Rhododendrons  
and Azaleas'*  
by  
H. Edward Reiley  
\$27.50  
Postage Paid


*'Azaleas'*  
by Fred Galle  
\$59.00  
Postage Paid

Please inquire:  
Ms. Jean Cox  
5804 LaVista Drive  
Alexandria, VA 22310  
PHONE: (703) 971-8669

## GREER GARDENS

1280 Goodpasture Island Rd  
Eugene, OR 97401  
ph: 503/686-8266

Call or send for our catalog, \$3.



*Azalea 'Lawrence Olson'*

*Justly Famous for the Rare and Unusual*

*Girard Yellow Pom-Pom*

# Girard Nurseries

BOX 428 • GENEVA, OHIO 44041  
Phone (216) 466-2881 Fax (216) 466-3999

*Azaleas • Rhododendrons • Evergreens • Holly • Seeds • Bonsai*

### NEW GIRARD AZALEA INTRODUCTIONS

#### GIRARD DOUBLE DECIDUOUS AZALEAS

Girard Red Pom-Pom - Red  
Girard Yellow Pom-Pom - Yellow  
Girard Arista - orange, salmon pink, white  
Girard Wedding Bouquet - bicolor pink & white  
Girard Pink Delight - double pink

#### GIRARD HARDY EVERGREEN AZALEAS

Girard Saybrook Glory  
Girard National Beauty  
Girard Hot Shot  
Girard Fuschia  
Girard Renee Michele

**Growers of Many Native Rhododendrons and Azaleas**

**Write for Free Color Catalog.**

ORIGINATORS AND GROWERS OF THE GIRARD™ GROUP OF HARDY EVERGREEN AND DECIDUOUS AZALEAS  
AND HARDY RHODODENDRONS.

