

Volume 27 · Number 1 · Spring 2005

The

Azalean

Journal of the Azalea Society of America

Glenn Dales—Plants for All Seasons

The Best Deciduous Azaleas for Hot Climates

Azaleas Can Be Very En-deering

The ASA's First Azalea Cities

How Did This Beautiful Garden Come to Be?

Azaleas in Brazil



1000 Moody Bridge Road
Cleveland, SC 29635

President's Letter

Robert (Buddy) Lee — Independence, Louisiana

It's great to get up early on a crisp spring morning to work in the garden and enjoy the colorful azaleas coming into bloom. Day after day the azalea blooms increase until one morning you can actually say, "the peak bloom has arrived." It seems during this time that other types of blooming plants have to play second fiddle to the majestic blooming azaleas. In some parts of the country, the azalea bloom color literally dominates the landscape. Regardless of whether you like azaleas or not, you cannot escape the color. Like the swallows returning to Capistrano, the human masses flock to azalea gardens and festivals. Retail garden centers know that they had better have a good supply of the public's favorite azaleas on hand or they will lose their customers. This year we had a spectacular spring bloom here in southeast Louisiana. I hope that you have also enjoyed a wonderful spring bloom in your area of the country.

Azalea production is on the increase, especially in the southeastern United States. After declining sales during the last decade, some wholesale production growers have told me that they can't keep up with the growing azalea demand. Also, you may have noticed over the past year or so azalea images have been showing up in numerous national magazines and in background art in advertisements. These are all good signs for our

Society. We just need to get out and tell people about our Society and the great time we have. I have noticed that some of our members have been placing a line at the end of their correspondence that reads: Give an Azalea Society of America membership to a family member or friend. Sending a gift membership to someone for a special occasion sounds like a great idea. For the long-term health of our Society we need to have a growing membership. Let's all try to get at least one new member this year.

The Ruby M. Mize Azalea Garden in Nacogdoches, Texas, and the Nacogdoches Azalea Trail were both featured in the Neil Sperry's *Gardens* magazine for the March/April issue. Congratulations to Barbara Stump and crew for all their hard work and planning. There are several very nice pictures of blooming azaleas and very informative articles. One bold-lettered line in the article read, "Visit the nation's first designated 'Azalea City' for lessons in history and horticulture." Hopefully many people who read this article showed up in Nacogdoches, Texas, this year for their annual Azalea Symposium and Azalea Trail. There must be a lesson in all of this: Get the word out about what we are doing.

I hope everyone is having a very enjoyable spring.

Azalea Society of America

The Azalea Society of America, organized December 9, 1977 and incorporated in the District of Columbia, is an educational and scientific non-profit association devoted to the culture, propagation and appreciation of azaleas Subgenera *Tsutsusi* and *Pentanthera* of the genus *Rhododendron* in the Heath family (*Ericaceae*).

Officers for 2003-2004

President — Robert Lee
Vice-President — William McDavit
Secretary — John Brown
Treasurer — Robert Stelloh
Immediate Past President — Joseph E. Schild, Jr.

Directors

Terms Expire in 2005

Leslie Ann Nanney
Joe Coleman
John Migas

Terms Expire in 2006

Robert Hobbs
Ron Hooper
Tom Milner

Chapter presidents serve as ex-officio directors

Chapters

Brookside Gardens

(chartered Aug. 1979)
Dr. Charles Evans, *Pres.*

Northern Virginia

(chartered May 1980)
Dan Krabill, *Pres.*

Tri-State

(chartered Oct. 1981)
Robin Hahn, *Pres.*

Oconee Chapter

(chartered Nov. 1991)
Allison Fuqua, *Pres.*

Ben Morrison

(chartered May 1980)
Carol Segree, *Pres.*

Louisiana

(chartered June 1981)
William Bode, *Pres.*

Dallas Chapter

(chartered May 1989)

Vaseyi Chapter

(chartered June 2001)
Ed Collins, *Pres.*

Lake Michigan Chapter

(chartered May 2003)
John Migas, *Pres.*

Regular membership is open to all interested parties for an annual amount of \$25.00; life-membership for an individual is \$500.00. Members receive *The Azalean* and are eligible for participation in all activities of the Society including those of the chapter with which the member affiliates. For information and a membership application, write to the Membership Committee, Azalea Society of America, 1000 Moody Bridge Road, Cleveland, SC 29635.

On the Cover

'Spicy Lights' is one of the Northern Lights series of azaleas developed by the University of Minnesota (UM) with the goal of introducing cultivars representing a wide range of deciduous azaleas that are bud-hardy in Minnesota and other northern states as well as improved mildew resistance, foliage quality, and later flowering season. 'Spicy Lights' was introduced in 1985 and is the product of an open-pollinated *Rhododendron prinophyllum*. The sterile flowers are bud-hardy to 35°F and are borne in trusses of 11; the 2' flowers have a slight fragrance. The plants are broad and spreading in habit (5' tall by 6' wide). To hear more about these azaleas, attend the Lake Michigan ASA Convention in Holland, Michigan, May 19-22, 2005; Dr. Stan Hokanson of UM is the banquet keynote speaker on May 21. (Photo courtesy of University of Minnesota, Agricultural Experiment Station).

The Azalean

Journal of the Azalea Society
of America

Editor

Barbara Stump

Editorial Advisory Board

Donald H. Voss

Jane Newman

Robert W. Hobbs, Ph.D

Advertising

Joseph E. Schild, Jr.

The Azalean (ISSN-1085-5343) is published quarterly (spring, summer, fall and winter) by the Azalea Society of America, Inc., 1000 Moody Bridge Road, Cleveland, SC 29635.

Additional copies of the current and back issues can be obtained from Azalean Back Issues, 1000 Moody Bridge Road, Cleveland, SC 29635; jbrown51@bellsouth.net. Please include \$1 per copy ordered, plus \$1 per order. Orders from outside the U.S., Canada, and Mexico, add \$1 per issue for postage.

Opinions and views expressed in *The Azalean* are those of the contributors or the Editor, not necessarily those of the Society, and are presented to foster a wider appreciation and knowledge of azaleas. Advertisements are presented as a service to our readers and do not imply endorsement by the Azalea Society of America. Advertising and other contributions to *The Azalean* are used exclusively to help defray the costs of publishing *The Azalean*.

Address all editorial and business correspondence to:

The Editor, *The Azalean*

101 S. Sanders

Nacogdoches, TX 75964

PH: 936-462-7195

FAX: 936-462-1842

bsstump@sbcglobal.net

Society Web site: www.azaleas.org

Mail list: azaleas@azaleas.org

Printed By: **Complete Printing**
Carthage, Texas

Design By: **Alicia Robinett Britt**
Norman, Oklahoma

contents

VOLUME 27

NUMBER 1

SPRING 2005

- 2 **President's Letter**
Robert Lee
- 4 **Glenn Dale Azaleas—Plants for All Seasons**
Courtland Lee
- 6 **The Best Deciduous Azaleas for Hot Climates**
Will Ferrell
- 9 **Book Review—*Success with Rhododendrons and Azaleas* by H. Edward Reiley**
Eve Harrison
- 10 **Azaleas Can Be Very En-deering**
Jonathan Kays
- 14 **Nacogdoches—ASA's First Azalea City**
Pam Fitch
- 15 **McComb, Mississippi, Awarded Azalea City Status**
Robert Lee
- 16 **How Did This Beautiful Garden Come to Be?**
Robert Hutchinson
- 17 **Azaleas in Brazil**
Gerson Borges
- Society News**
- 18 **Frederic P. Lee Commendation Award for 2004**
- 18 **Membership Memorandum**
Barry Sperling
- 19 **Chapter News**
- 19 **Azalea Research Foundation—It's Still Growing**
Bob Stelloh
- 20 **New Members**
- 21 **Azalea Mart**

Glenn Dale Azaleas — Plants for All Seasons

Courtland Lee — Glenn Dale, Maryland

Introduction

Several years ago I took a course in commercial horticulture at the University of Maryland. There I learned that to grow commercially acceptable azaleas they needed to have a certain stem diameter and a certain bushy habit of various heights. Trimming and chemicals were suggested to achieve this uniform behavior.

As a grower of many varieties of azaleas at Boxlee in Glenn Dale, Maryland, I knew I was in trouble. Having access to the then Frank White Garden (see nearly any early issue of *The Azalean*) as well as access to a number of public and private azalea gardens, I had been exposed to the many shapes, leaf textures, and growth habits of these vast collections. I learned that in the past many azaleas were named for their shapes and that knowledge of Japanese would be helpful, but I took Frank's word for it.

Although Frank had many Glenn Dales, and once had worked for Ben Morrison, he did not give Glenn Dales special preference. However, I have an historic house with some acreage in the namesake town of Glenn Dale, and I thought a collection of Glenn Dales would be fitting. At this same time Bill Miller and Dick West launched the Ten Oaks Project of reintroducing name-true Glenn Dale azaleas from the Ten Oaks Nursery near Clarksville, Maryland. These plants still had the original etched zinc tags with the names as they were distributed by Ben

Morrison in the early 1950s. This collection was a wonderful find.

So, with the Glenn Dales acquired from Frank White and the Ten Oaks, plus others, I was off to a good start in collecting and growing Glenn Dales. I confess I am a soft touch for almost any interesting azaleas. For example, strap-shaped flower forms such as the purple 'Seigai'; or the red 'Kin-no-sai' (syn. 'Polypetalum', a



Part of Boxlee's azalea garden's fall color show.
(Photo by Courtland Lee)

Macrantha type); or dwarf bonsai types such as white or fancy 'Gumpo'; or dwarf or mini 'Saotome' cloned from witches' broom sports, and whose 10-year plants are only 1' in height. Frank White had some unnamed Satsuki azaleas that grew like a trained bonsai, although a pair of scissors had never touched them. My 'May Blaine', a Back Acres hybrid, also shows this characteristic.

Special Plant Characteristics

I organized this Glenn Dale collection to try to keep track, over time, of the characteristics that attracted such a master breeder as Ben Morrison. To this day I am amazed at the wide variance in plant shapes, leaf textures,

flower colors, and fall leaf colors displayed by this remarkable collection. Take for instance 'Martha Hitchcock' (PI163955; 'Mucronatum' x 'Shinnyo-no-tsuki'), a wonderful white with reddish purple margins 3" across, early mid-season, broad spreading to 4'. There is a fine planting of a double row of mature 'Martha Hitchcock' at the Newton White Mansion, a public historic site near Glenn Dale, which

shows off the substantial nature of this fabulous cultivar. I occasionally play golf near there and these plants are gorgeous shrubs any time of year. In fact, the Glenn Dales are the official shrub of Prince George's County, Maryland. Then look at 'Fawn' (PI 163844; 'Lilacinum' x 'Willy') x ('Mrs. Carmichael' x 'Willy'), which has a white center with purplish pink margins 2-2.5" across, blooms mid-season, and has a broad spreading habit to 5' high. In my specimens I find

those two cultivars have very similar flowers, but the 'Fawn' is a round bushy plant, and the 'Martha Hitchcock' is a larger and more open plant. The differences are easily seen. Then throw in 'Luna' (PI 201896; *R. kaempferi* x 'Shinnyo-no-tuski'), which is vivid purplish red, with a darker blotch and white eye 3.5" across, late-blooming, with a spreading habit up to 5' high. My specimen of 'Luna' is a wonderful spreading almost creeping low plant as it spreads. I question whether it will reach 5' left to its own. It came from a cutting of the Ten Oaks collection. To simply classify each of these three Glenn Dale cultivars as flower

look-alikes will miss the genius of Ben Morrison whom I believe had a keen eye for “plant shape” as an important element to landscape selection. The leaf textures in these particular three examples are similar, but texture differs greatly in the Glenn Dales.

Fall Leaf Color

Second to plant shape, I have come to notice fall leaf color. One Glenn Dale has special interest in that I think it shows Ben Morrison named some of his cultivars for fall leaf color. ‘Ember’ (PI 163801; (*R. kaempferi* x ‘Mucronatum’) x ‘Shinnyo-no-tsuki’) is an example: this flower is a frilled 3” deep purplish pink, with a darker blotch with a yellow undertone, that blooms across mid-season, on a broad spreading plant that grows to 4’ high. In sending out this plant as part of the Ten Oaks Project, the red flower looked to me to be nothing unusual, and my first plant died. However, I replanted, and one fall I looked at the plant with new respect. The leaves were an extraordinary bright red, almost a glowing ember, giving the garden a fall boost (see photo below). Could ember be the red glow (fall leaf color) after the fire (bloom)?

Generally I find predominately white flowers have yellow fall leaf color and red flowers have a red leaf fall color. The second fall leaf champion is ‘Oriflamme’, a gorgeous spectacular white spring flower and yellow-green fall leaf color, although I don’t think it was reflected in the cultivar name (see photo at right).



‘Ember’ displaying deep red fall color November 2003. (Photo by Courtland Lee)

One of my most interesting plants is the ‘Silver Sword’ sport of ‘Girard’s Rose’, introduced in 1980 by Meivogel. Not only does it have a variegated leaf (white margin), but also the fall color is a distinct reddish purple, one of the few to have leaf color mentioned in Fred Galle’s *Azaleas*.

Here in Glenn Dale for the mid-winter blues, I am growing some of William Ackerman’s cold-hardy camellias. These camellias have a rich glossy green leaf color, and one unnamed variety bloomed in early January 2004 after a warmer than usual fall. It was sensational to see the blooms out the window in early January. Growing these cold-hardy (Zone 7) camellias adds a welcome diversity, but they are less tame than the azaleas, growing quickly to fairly large sizes. Again I return to the wonderful plant shape of the Glenn Dales and their usefulness in the garden landscape. ‘Dream’ (PI 160047; *R. simsi* x ‘Mucronatum’) is a frilled 2 3/4-3” strong purplish pink that blooms early with a spreading habit to 6’ that has reliably bloomed under a dogwood, under a tulip poplar. Try that with a rose. My soil is about pH 6.5, and needs little attention. In a shady environment, I find a light mulch of pine bark makes a good weed-preventer.

Conclusion

I discovered the charm of the Glenn Dales late even though I have lived in Glenn Dale, Maryland, for nearly 30 years. They are a superb group of plants with a wide variety of landscape uses. They like acid soil, tolerate heavy shade, take a number of light ground covers well, and last for years. To quote Frank White, “Once you get them started, you can’t kill them.” Nonetheless, I watch for rodent holes, particularly in hot dry times. Varieties bloom here from early April (‘Festive’, ‘Geisha’, ‘Dayspring’) to late June (‘Galaxy’, ‘Sagittarius’, ‘Warrior’).

I will end with the 1980 ASA “eye-catcher/good-doer” poll of the Glenn Dale hybrids from 100 growers in 20 states that was printed in the April



‘Oriflamme’ turns a warm yellow in the fall. (Photo by Courtland Lee)

1981 issue of *The Azalean* and referenced in Galle’s *Azaleas*, p. 237:

The most highly rated 18 cultivars, receiving 70 or more nominations were:

‘Ambrosia’	‘Geisha’
‘Boldface’	‘Glacier’‡
‘Buccaneer’‡	‘Glamour’
‘Copperman’	‘Helen Close’
‘Dayspring’‡	‘Martha
‘Delos’	Hitchcock’‡
‘Dream’	‘Refrain’
‘Fashion’	‘Treasure’
‘Festive’	‘Sagittarius’
‘Gaiety’	

The second ranking eleven with 10-19 nominations were:

‘Aphrodite’	‘Greeting’
‘Ben Morrison’†	‘Louise Dowdle’
‘Campfire’	‘Moonbeam’
‘Fawn’	‘Surprise’
‘Gorgeous’	‘Zulu’
‘Grace Freeman’	

‡ The four most highly rated Glenn Dale hybrids.

† ‘Ben Morrison’ was registered and introduced by the USDA Plant Introduction Station only after Morrison’s death. It was included in the list of material Morrison propagated but did not register.

I wonder what the results would be if plant shape, leaf texture, and spring fall leaf colors were added as criteria. I find *all* my Glenn Dales are “eye-catchers/good-doers” with an extraordinary diversity in shape, leaf texture and shape, fall leaf color, and, of course, bloom.

continued on page 15

The Best Deciduous Azaleas for Hot Climates

Will Ferrell — Kernersville, North Carolina

Before about 1990, my interest in gardening was limited to enthusiastically enjoying the blooms of redbuds and dogwoods and a casual interest in trees. Indeed, I was somewhat put off by the juxtaposition of hot pink and orange evergreen azaleas that is all too common in my area.

But soon thereafter, I fell in love. Following an infatuation with the Ilam hybrid 'Peachy Keen' that I purchased on a whim at Wal-Mart, I fell head over heels for the fantastic deciduous azalea seedlings of Wyatt Lefever of Kernersville, North Carolina. Among his multitude of beauties, I was especially attracted to several 'Cecile' x 'My Mary', *Rhododendron calendulaceum* x unknown Exbury, and *R. atlanticum* x unknown seedlings. I have managed to root two of them; it is a shame that they are not all in the trade. I think it was the wonderful, subtle color blends, but who can discount the enticing effect of the perfume(s)?

Like a lot of novice gardeners or garden lovers, I ran into my share of frustration. I discovered that a lot of the hybrid deciduous azaleas that tend to show up in the nurseries in my area do very well in England where they were developed, but less well in the heat of Zone 7. I have learned a good bit in the last few years; and through the ASA and ARS, I've come in contact with a number of gardeners who know more than I ever will. I thought perhaps if we could pool the knowledge flowing from our experiences, we might be able to save future nascent

enthusiasts some avoidable frustration—not to mention money, as the typical deciduous azalea costs more than twice what the typical evergreen does. The purpose of this article is to try to bring together that knowledge as to which cultivars will thrive in the relatively hot humid areas of Zones 7 and 8.

My concentration here is primarily on older and relatively available hybrid cultivars. Exburys, Knap Hills,



The Knap Hill 'Homebush' is one of the few consensus good performers without a hint of orange in it. (Photo by Joe Schild)



The subtle beauty of Knap Hill 'Buzzard' appears about May 1 in Charlotte, North Carolina, in spite of its delicate name. This is one of the author's favorite deciduous azaleas.

(Photo by Dan Royster)



Exbury 'Cecile' in one the author covets.

(Photo by Glenn O'Sheal)

Ghents, Girards, and similar families of hybrids make up a dominant part of most catalogues and local nursery selections. *A priori*, I assume that most of the (relatively modern) Southern-developed cultivars (Aromi, Dodd, Beasley, Sommerville, etc.) will thrive in Zones 7 and 8. (I find it interesting that in my area, Lowe's and Home Depot have been quicker than the "quality" nurseries to sell Aromi and other heat-tolerant hybrids and natives.) I have included numerous species as well, though I think knowledge of their appropriate range is more widespread.

In constructing the chart below, I have invited input from ASA members generally and from people I know to be heavily involved in this area of gardening in particular. I have consulted current ARS "good-doers" lists and older ASA and ARS lists. I have delved into Galle's and Dirr's monographs. Still, it seems likely that some readers will have areas of disagreement. The numerous details of site selection, soil, care in irrigation, etc. may well influence each gardener's results more than the particular cultivar's strengths or weaknesses. While my garden is Zone 7a and at 850 feet above sea level, I attribute my degree of success—such as it is—to soil preparation (lightening our native clay broadly with all manner of organic materials) and watering during dry periods of the summer. But I've certainly had my share of failures. Thus, I offer this diffidently as an aid to those wanting to grow some of the beautiful older hybrids in the South with a little less frustration.

Acknowledgments

Thanks to the following people for their input: Wyatt Lefever, Graham Ray, Anna Lyon, Joe Schild, David Royster, Larry Mellichamp, Anita Lawson, Bill McDavit, Earl Sommerville, Maarten van der Giessen, Richard Clifton, Bob and Martha Kelley, Joe Coleman, Mike Creel, Harry Weiskittel, Carrie Winter, Don Hyatt and others.

References

- Dirr, Michael A. 1998. *Manual of Woody Landscape Plants*. Champaign, Illinois: Stipes Publishing.
- Galle, Fred C. 1987. *Azaleas*. (Revised and Enlarged Edition). Portland: Timber Press.
- Hardy, Judson. 1980. "Deciduous Azaleas, Part II—Asiatic Species." *The Azalean*. 2(3): 1-3

Will Ferrell is a general dentist practicing in High Point, North Carolina, who is, in the Jeffersonian use of the term, "a young gardener." His other interests include history, economics, and ideas.



'I'llam Peachy Keen' displays one of the singular virtues of numerous deciduous azaleas: complex and varying suffusions of color. It tends to remain relatively compact and maintains nice dark green foliage. An occasional fall bloom tendency brings to mind its New Zealand origin. (Photo by David Royster)



'White Lights' has performed well in my garden in spite of putative *prinothylum* x white Exbury antecedents. (Note that both Roslyn and Greer catalogs describe 'White Lights' as white with a yellow blotch.) (Photo by Rachel Rees)

For indoor and outdoor, both green and blooming varieties.

OMRI LISTED

For Foliar and Soil Drench Applications

ALL NATURAL™

Ornamental FUNGICIDE

Safe for children, pets, wildlife and beneficial insects!

Controls Rust, Powdery Mildew, Downy Mildew & Root Rot!

GARLIC GP LTD CO. • www.garlicgp.com • Toll free 1-877-747-4700

Chart of Other Gardeners' Responses to Selected Deciduous Azaleas in Zones 7 and 8

Category 1: Consensus "Good Doers" In	
Hybrid Group	Cultivars/Comments
Beasley	'My Mary', 'Nacoochee Princess', 'Rosy Cheeks' (and probably others of Beasley group)
Confederate Series	'Admiral Semmes' (and probably other Southern-developed hybrids by Aromi, Dodd, Sommerville, et al.)
Choptank River Group	All cultivars
Exbury	'Balzac', 'Brazil', 'Gibraltar'
Ghent	'Daviesii'
Ilam	'Ilam Primrose'
Knap Hill	'Homebush' (tends to get gangly with age), 'Orangeade'
Slonecker	'Wallowa Red'
Species	<i>Rhododendron alabamense</i> , <i>R. atlanticum</i> , <i>R. austrinum</i> , <i>R. canescens</i> , <i>R. cumberlandense</i> , <i>R. eastmanii</i> , <i>R. flammeum</i> , <i>R. periclymenoides</i> , <i>R. prunifolium</i> , <i>R. viscosum</i>

Category 2: Lots Of Positive Comments	
Hybrid Group	Cultivars/Comments
Abbott	'Jane Abbott'
Arneson	'Mount Ranier'
Aromi	'Pink Carousel'
Beasley	'Lemon Drop'
Coolidge Rare Plant Gardens	'Snowbird'
Exbury	'Cecile'(some mildew), 'Golden Eagle', 'Hotspur Yellow', 'Klondyke', (overwhelmingly positive responses, but sometimes reported challenging)
Galle	'Choice Cream'
Ghent	'Narcissiflorum'
Ilam	'Ilam Copper Cloud'
Knap Hill	'Golden Oriole', 'White Swan'
Metselaar	'Golden Flare'
Northern Lights	'White Lights'
Sloccock	'Satan'
Windsor	'Windsor Daybreak'
Unknown	'Tabasco', 'Walla-Walla'
Species	<i>R. japonicum</i>

What Do The Zones Mean?

When a description of a plant in a book or magazine or on a plant label includes a Zone designation, it normally reflects one of the 10 United States Department of Agriculture Plant Hardiness Zones. The USDA developed this system, based on 60 years of data collection and analysis. What the hardiness zones indicate is based on a range of average annual minimum temperature; thus, they reflect cold-hardiness or cold-tolerance. According to the official USDA Hardiness Zone Map, the coldest temperature range for Zone 7 is 0° to 10°F (or -17.8° to -12.3° C) and 10° to 20°F (or -12.3° to -6.6°C) for Zone 8.

However, for gardeners in the South, cold-tolerance is not so relevant as heat-tolerance. More recently, the American Horticultural Society and the president emeritus of the AHS Dr. H. Marc Cathey developed a system of Heat Zones to reflect the opposite extreme of hardiness conditions. They analyzed data from the National Weather Service for the daily high temperature recorded between 1974 and 1995. The standard is number of days per year over 86° F (30° C). For Heat Zone 7, this means an average of 60 to 90 days per year over 86° F (30° C); for Heat Zone 8 the number would be 90 to 120. Will Ferrell's garden happens to be in both USDA Hardiness Zone 7 and AHS Heat Zone 7. Both systems

help you "bracket" likely survival of a plant in your area; however, the whole range of horticulture skills (adapting soil type and fertility, air circulation, watering, as well as actual exposure to direct sunlight, etc.) and microclimates can enable gardeners to help marginal plants survive. Some wholesale nurseries are beginning to tag their material with Heat Zones as well as USDA Hardiness Zones.

To learn more:

USDA Miscellaneous Publication No. 1475. Issued January 1990. First Hardiness Zone map published in 1960.

Cathey, Dr. H. Marc with Linda Bellamy. 1998. *Heat-Zone Gardening: How to Choose Plants That Thrive in Your Region's Warmest Weather*. Time-Life Books.

The Web site of the American Horticultural Society allows you to find out your Heat Zone by typing in your zip code. Consult: http://www.ahs.org/publications/heat_zone_map.htm

The Web site of the US National Arboretum lists USDA Zones and example woody plants that "normally succeed" in them. Consult: <http://www.usna.usda.gov/Hardzone/hrdzn4.html>.

Category 3: Mixed Comments	
Hybrid Group	Cultivars/Comments
Arneson	'Arneson Gem' + +
Exbury	'Fireball' (mostly negative), 'Golden Dream', 'Oxydol'(mildew), 'Strawberry Ice' + +, 'Sunset Pink'(no vigor, rust, shy bloomer)
Girard	'Girard's Crimson Tide' (mostly positive) + +, 'Girard's Mount Saint Helens'(leggy) + +, 'Girard's Pink Delight' + +, 'Girard's Yellow Pom Pom'
Ilam	'Ilam Peachy Keen' (some fall bloom, mostly positive comments about, and holds large blooms well in heat) + +, 'Ilam Persian Melon' + +, 'Ilam Yellow Beauty'(shy bloomer when young) + +
Knap Hill	'Buzzard' + +, 'George Reynolds'(slow grower, shy bloomer), 'Mandarin Maid' + +, 'Yellow Cloud' (mildew, perhaps related to tissue-culture-origin)
Occidentale	'Irene Koster'
Slonecker	'Chetco'(mostly positive and very well-liked) + +
Windsor	'Windsor Buttercup' + +
Species	<i>R. arborescens</i> , <i>R. calendulaceum</i> , <i>R. molle</i> (mostly negative), <i>R. schlippenbachii</i> (mostly positive, but temperamental and slow to bloom), <i>R. vaseyi</i>
Note:	+ + One or more gardeners reported very good success with each of these cultivars

Category 4: Generally Negative Comments	
Hybrid Group	Cultivars/Comments
Exbury	'Cannon's Double', 'Exbury Sunrise'
Ghent	'Corneille'
Ilam	'Ilam Red Velvet'
Knap Hill	'Cheerful Giant'
Leach	'July Jewel', 'July Joy'
Mossman	'Washington State Centennial'
Northern Lights	For example, 'Golden Lights', 'Orchid Lights' (but 'White Lights' seems to be an exception)
Weston	'Weston's Innocence'
Windsor	'Windsor Peach Glow'
Species	<i>R. canadense</i> , <i>R. luteum</i> , <i>R. occidentale</i> , <i>R. prinophyllum</i>

HELP WITH AZALEA NAMES

The Society has developed an interim azalea index that gives the spelling, hybrid group, and source of the name for about 10,000 azaleas, along with their published synonyms and spelling errors, and links to any images for these azaleas. Collecting and publishing these names was possible only with generous permission from Timber Press to use information from their *Azaleas* books by Fred C. Galle, and from the Royal Horticultural Society to use information from their *International Rhododendron Register and Checklist*. Members of the Azalea Society of America have contributed the images posted on the Web site to date; many more images are needed. Contact Bob Stelloh (bstelloh@mac.com) for details on submitting the images. Visit the ASA azalea name index at <http://www.azaleas.org/azzintro.html> for images of many of the azaleas listed on Will Ferrell's chart.

Book Review

Success with Rhododendrons and Azaleas by H. Edward Reiley.

May 2004. Revised edition. Timber Press. 344 pages.

Eve Harrison — Harpers Ferry, West Virginia

[This book review appeared previously in the Northern Virginia chapter newsletter; it is reprinted here by permission of the author, a Northern Virginia Chapter member, Ed.]

This informative, well-written book kept me turning pages and making notes on the blank pages conveniently provided at the back with an ongoing sense of not being able to imagine what could possibly be around the "next corner"! The index is excellent and inclusive. The pictures are both exciting and beautiful and gave me many new ideas for my own woodland garden. I referred fre-

quently to the well-outlined table of contents and will refer throughout the season to the Pest Management Calendar as well as the extremely helpful Good Doer and Heat, Drought, and Sun tables provided.

This is the first book I've seen giving a map of Heat Zones along with the usual Cold Zones [USDA hardiness zones]. This is quite important in

choosing the right cultivar for the right site and temperature. The many zones shown in the Good Doer lists showed locations not only in the USA but also in Canada, British Columbia, Australia, and the British Isles.

Mr. Reiley teaches every single aspect of azalea and rhododendron gardening, leaving absolutely nothing

continued on page 15

Azaleas Can Be Very En-deering

Jonathan Kays, Extension Specialist — Natural Resources
Maryland Cooperative Extension

The challenge of growing quality azaleas used to focus on proper hybrid selection, planting, fertilization, pruning, and other cultivation techniques. But now azalea enthusiasts must protect their pride and joys from deer browsing, or years of effort in existing gardens or a new planting can be lost overnight. Deer have become overabundant in suburban areas in recent years and their ability to adapt and increase in number means the problems they create are here to stay. While browsing of residential landscapes can be costly and annoying to homeowners, safety issues such as deer-vehicle collisions and Lyme disease are of great concern as well. The reasons for the increase in deer are related to the ability of deer to adapt to the suburban habitat and the lack of hunting pressure to keep the population in balance with the habitat. Neither of these conditions is expected to change significantly.



Quite simply, if you live in a community where you have occasional deer browsing, expect the problem to increase and plan protection for your existing gardens accordingly. If you are envisioning a new planting of azaleas, rhododendrons, or other species that deer prefer to browse, don't waste your time or money unless you can protect them effectively.

Non-lethal Versus Lethal Options

The options for controlling deer in the residential environment can be broadly separated into lethal and non-lethal options. Most homeowners are interested in the non-lethal options because they include techniques you can implement as an individual on your property. They should be tried first. However, non-lethal options fail to deal with the core problem—overabundant deer. In most areas deer populations will continue to increase. If you see one or two deer occasionally, you can bet that their

numbers may double every few years, resulting in greater deer damage to landscapes and forest ecosystems. If deer populations are not controlled in residential areas, most non-lethal options will likely be compromised at some point. Unfortunately, lethal options to control deer populations are usually misunderstood and require the consensus of the community, which is a much harder thing to accomplish.

Wildlife Damage Management Approach

All deer management options should be viewed in the context of integrated wildlife damage management (see Figure 1); that is, the application and monitoring of a range of options to solve specific problems. Non-lethal options can be broadly separated into three broad areas of vegetation management, fencing, and scare tactics/repellents. Lethal options usually include the use of traditional

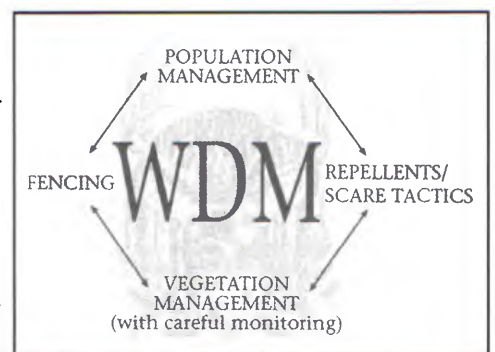


Figure 1.

hunting, managed hunts, or sharpshooters. We will take a brief look at each of these options.

Vegetation Management

Vegetation management refers to the manipulation of deer habitat to make it more or less attractive, depending on the objective. In more rural settings, native deer habitat can be improved through the use of forest management practices that remove mature trees and stimulate the development of young vegetation within the reach of deer. When combined with hunting, deer populations can be kept in balance with the available habitat.

More applicable to the residential homeowner is the selection of ornamental species in residential plantings that are less preferred by deer. Since azaleas and rhododendrons are preferred browse species, their establishment or survival will depend on protection by fencing or scare tactics/repellents, or the reduction of the deer population so they no longer cause extensive damage. The "plant'n pray" approach in areas with high deer impacts will usually result in expensive and frustrating plant losses. Even if the least preferred species are planted, experience has shown that when deer overabundance reaches high levels, these plant species will be eaten, especially in the winter months when there is a lack of alternative foods. A reference to a fact sheet on ornamentals and their browsing preferences by deer in the Maryland area can be found below. You may wish to check with your own university extension organization to see if they have their own publication list. There are some regional differences.

Deer Repellents

Deer repellents typically work by taste or smell, with some repellents being active both ways. A number of new deer repellents have been developed in recent years; however, the active ingredients are limited. The main active ingredients include: egg solids, dried animal proteins, fish emulsions, ammonium salts, capsaicin, and

bitter tasting substances, which may be used alone or in combination with others. A few things to remember about using repellents:

- In general, it is unrealistic to expect more than 5-6 weeks of protection from any commercial deer repellent when you have high deer populations and deer pressure during the dormant season characteristic of northern climates. However, repellent trials in more moderate climates that do not have extensive winter snow cover, such as Maryland, have found repellents can provide control for up to 12 weeks. Regardless, repellents will fail at some point and must be reapplied every 5-12 weeks, depending on the region, time of year, deer pressure, and other factors.
- Repellents should be applied before deer establish their winter feeding pattern-usually October or November. When the deer wander into the yard, they find an unappealing taste and/or smell and hopefully wander into your neighbor's yard.
- Regular repellent use can be expensive, and you should purchase them in concentrated forms, which is a fraction of the price of ready-to-use formulations. Remember to change the repellent annually to one with a different active ingredient to keep the deer off guard.
- If you live in a cold climate, it may be difficult to find above freezing temperatures in January or February to make needed mid-winter applications.
- Even repellents may fail if there is a lack of alternative foods. In mid-winter with heavy snow cover, deer will even eat vegetation that tastes and smells bad.
- Repellents work best if you are the only one in the area using them. If all your neighbors use repellents, then results will decrease.

The University of Maryland recently completed a three-year study on commercial deer repellents that is available online as an extension fact sheet. It provides more details on different repellents, how they performed, costs, and suppliers. Please see below for the Web address.



Photo 1. Typical deer fencing (Photo by Jonathan Kays)



Photo 2. Polywire or polytape deer fencing (Photo by Jonathan Kays)

Some homeowners have had success with non-commercial repellents such as human hair, bars of soap, and slaughterhouse byproducts, usually hung from trees in bars or bags. Depending on deer pressure, these techniques may work as well for a period of time.

Scare Tactics

There are a number of products on the market that promise to scare deer away from your garden. A few examples include:

- A motion detector on a hose apparatus that sprays the deer when they approach. This would be of little value in the winter when water is not available and deer are a greater problem.
- Ultrasonic devices linked to motion detectors. There is no credible research to support their use.

Most of these devices are expensive; and, while they may work for short periods of time, deer quickly learn they are not a real threat. On another note, many people buy deer whistles for their cars, but research indicates these devices are ineffective and can be dangerous, since they give the driver a false sense of security.

Some homeowners may have success with some type of “invisible fencing” that allows dogs to protect the plants by chasing deer out of the yard. This may work in some cases, but remember deer are mostly nocturnal, feeding at night, and unless you leave Fido out all night, deer are probably munching while everyone is sleeping. Some people tie their dogs up outside at night, but deer will probably learn after a while just how far the dog can go.

Fencing

Where deer pressure is moderate to high, or if the growing stock is very valuable as in the case with azaleas, an 8' fence is the only sure way to keep deer out of the yard. This creates a physical barrier for deer, but there are other types of electric fences that create a psychological barrier to deer that can also be effective. Community covenants and ordinance many times do not allow the use of fences; however, this is changing as the deer problem has escalated and homeowners have lobbied for changes. For example, the county ordinance in Montgomery County, Maryland, now allows the use of fences in residential areas.

There are many fencing choices, ranging from 8' wire mesh fences that will last decades to one- or two-wire low electric fences that are inexpensive and can be effective in some applications. An 8' black plastic fence that is light and strong has gained wide use in residential environments. When put against a wooded backdrop it blends in well (see Photo 1) and keeps deer from wandering in your backyard easily. However, for any fence to be totally effective, it must enclose the area on four sides. And, sometimes limiting easy access to your yard can

encourage deer to set up shop in your neighbor's yard.

Another technique used by some homeowners is the installation of plastic bird netting over valuable shrubs during the winter. Deer do not like eating vegetation covered by the netting. While effective, it must be removed before spring growth.

The other types of fences are commonly coined “temporary fences” and are not physical barriers, but psychological barriers—deer could easily jump over them, but they are trained to avoid the area. The fences actually attract deer with their bright colors and peanut butter odor that is applied as “bait.” The fence is designed to attract the animal's attention and encourage them to touch the fence with their nose, thereby receiving a strong, but harmless electrical shock (high voltage, low amperage).

Polywire or polytape is used for the wire on these fences. Polywire is a strong plastic filament wire that is interwoven with metal strands to conduct an electric charge. Polytape is wider and more visible, but more easily damaged by wind. Photo 2 demonstrates the basic two-wire fence where the top wire is 36" high and the second wire 18" high. “Flags” of aluminum foil, flashing or screening is bent over the top wire every 10-30', with peanut butter on the inside to minimize runoff from rain and sun. Baiting is critical to this type of fence. The cost of polywire fencing is low, and most materials (polywire, posts, and chargers) are available locally at farm stores.

These polywire/polytape fences, as they are many times known, are most effective in the summer when alternative foods exist. However, they can be configured in all kinds of ways to protect gardens, planting beds, and other places in the residential landscape. Their effectiveness in the winter will depend on snow cover, available foods, and other factors. Snow will usually stop the effective use of the fence, since snow acts as an insulator and the charge will no longer travel from the fence wire through the deer to the ground. Once deer know they can get through, it is usually best to remove it and install it later and retrain the deer.

The use of these types of electric fences can create challenges in residential areas. Dogs or children will get quite a shock they will remember, so make sure the area is signed and you are abiding by the covenants of the neighborhood. Again, talk with your community association; many are changing restrictive laws.

Community Based Deer Management

Overabundant deer not only damage residential landscapes, but they damage the forest vegetation that impacts the health of native forests. Combined with safety issues related to Lyme disease and deer-vehicle collisions, many residential homeowners are now accepting

the need for managing the deer population through the use of traditional hunting, managed hunts, or sharpshooters. While you may not be the one to harvest the deer, you need to let your local decision-makers know you support such efforts. Typically, managed hunts or sharpshooters are employed on public lands, but more communities are taking on the task in their areas as well.

Building consensus among community members with diverse views can be improved by collaborating with local extension or state wildlife agency professionals. Public meetings are usually not a good way to discuss deer management issues due to strongly held beliefs by different groups. Many counties or communities have instituted citizen task forces with 10-15 members that represent various parties interested in the deer problem. They educate each other on the options, get input from the community and recommend options. This is usually followed by local government providing funding to implement the options of the task force. However, there may always be a few individuals who are philosophically opposed to killing deer for any reason. It is important that a few individuals not stop the implementation of deer population control that benefits the overall good. There is more information on these efforts below in the resources section.

I should mention a few words about the use of contraceptives for deer population control. There are no commercially available contraceptives for deer—all are experimental, very expensive, and not useful for free-roaming deer. Perhaps in the future this may be an option, but do not consider this an option when you are trying to make decisions.

Summary

Deer contribute greatly to our quality of life, but in areas where they have become overabundant, other wildlife has suffered. In many communities you will notice that deer have browsed not only your landscape trees and shrubs, but also all the vegetation in the forest up to 6 feet. There are numerous birds, rodents, and other wildlife that depend on that habitat to exist. By allowing overabundant deer populations, we are eliminating other wildlife species. Deer also prefer to browse most of the native tree species we favor, such as oaks, hickory, ash, and others. The biodiversity and the ability of the forest to regenerate itself are being seriously impacted by deer.

Educate yourself about the options available by viewing or purchasing some of the resources provided below. Start experimenting with various non-lethal techniques such as fencing, repellents, and others to develop an integrated approach to managing your property. However, educating the community about non-lethal and lethal options to manage deer will usually require a

community based deer-management approach such as a citizen task force and monetary support by local government to implement needed education and management programs.

Resources:

The following publications are available from Maryland Cooperative Extension at www.naturalresources.umd.edu.

- Kays, J. 2003. *Managing Deer Damage in Maryland* (Extension bulletin 354). Maryland Cooperative Extension. Provides detailed information on information mentioned in the article—techniques, suppliers and educational resources. \$3.50
- Kays, J. et al. 2003. *Resistance of Ornamentals to Deer Damage* (Fact sheet 655). Maryland Cooperative Extension. No charge. Available online.
- Tregoning, D. & J. Kays. 2004. *Using Commercial Deer Repellents to Manage Deer Browsing in the Landscape* (Fact sheet 810). Maryland Cooperative Extension. Available online.

Other publications of interest with direct links:

Deer as Public Goods and Public Nuisance: Issues and Policy Options in Maryland. 1997. Editor: B. Gardiner. College Park, MD: UMCP Center for Agriculture and Natural Resource Policy. Available at:

www.arec.umd.edu/Policycenter/Deer-Management-in-Maryland/home.htm

- A number of publications such as deer management task force reports, links to other Web sites and resources can be found at: www.naturalresources.umd.edu/Wildlife_Species.cfm#deer.

Jonathan Kays is an Extension Specialist in Natural Resources with Maryland Cooperative Extension located at the Western Maryland Research and Education Center in Keedysville, Maryland. His objectives are to develop and implement extension education programs in forestry, wildlife, and related water for western Maryland and statewide and to help "educate people to help themselves." Specific programs include forest stewardship workshops; forest wildlife volunteer outreach program (Coverts Project); deer damage management for landscapes, farms and forests; development of natural resource income opportunities; use of bio-solids to grow forest trees; and youth natural resources.

Nacogdoches—ASA's First Azalea City

Pam Fitch — Nacogdoches, Texas

Nacogdoches was recently named the nation's first "Azalea City" by the Azalea Society of America. In his letter of congratulations, Joseph E. Schild, Jr., chairman of the Azalea City Committee for the Azalea Society of America said, "The City of Nacogdoches has an active history of promoting and celebrating azaleas with various municipal, civic, and community events. Azaleas are obviously a part of the community culture and it is only fitting that your city should receive from the Azalea Society of America the certification as an ASA Azalea City."

Local officials were ecstatic after receiving word of the designation. This is national recognition of our efforts, and it will boost tourism to our community and the Stephen F. Austin State University (SFA) azalea garden.

According to Barbara Stump, project coordinator for the garden and research associate for Mast Arboretum development at SFA, "We appreciate this recognition of the hard work of the community in developing the Nacogdoches Azalea Trail and the Ruby M. Mize Azalea Garden. To be the first in the nation is a great tribute to what we have done together to beautify our city. With



Local dignitaries join in celebrating the first Azalea Society of America Azalea City designation. Pictured (left to right), Deputy City Manager Victoria LaFollett; Mrs. Patricia Mast; Dr. Mary Cullinan, SFA Provost and Vice President for Academic Affairs; Dr. Scott Beasley, Dean of the Arthur Temple College of Forestry and Agriculture; Dr. David Creech, Director of the SFA Mast Arboretum; Robert "Buddy" Lee, President of ASA. (Photo by Ben Sultenfuss).

this honor we hope to encourage even more local residents and businesses to plant azaleas in our community."

Five years ago, the Nacogdoches Convention and Visitors Bureau partnered with SFA and the Flora Garden Club to establish the Nacogdoches Azalea Trail, which is held annually from late March through early April. The centerpiece of the event is the Ruby M. Mize Azalea Garden on the SFA campus. Visitors enjoy guided tours of the garden as well as a self-guided driving tour of the city's most beautifully manicured residential gardens. The event also includes an azalea symposium, floral exhibition, and plant sale.

Azalea season is our busiest tourist season of the year and the

Ruby M. Mize Azalea Garden is a big part of it. The garden puts on quite a show and people are traveling here from across the South to see it.

Azalea Society of America President Robert Lee officially presented the award to City of Nacogdoches representatives at a public reception on November 5, 2004, in the Ruby M. Mize Azalea Garden. We are happy to welcome the Azalea Society of America's national convention to Nacogdoches in 2007.

Pam Fitch is executive director of the Nacogdoches Convention and Visitors Bureau.

We Need More Cities to Apply

The application process to become an Azalea City is very straightforward. Simply go to the Society Web site www.azaleas.org and click on the Azalea City option in the left margin. Or, you can contact Joe Schild, the selection committee chairman directly at the following numbers or addresses: 423-842-9686; 1705 Longview St., Hixson, TN 37343; azaleacity@mindspring.com

McComb, Mississippi, Awarded Azalea City Status

Buddy Lee — Independence, Louisiana

The City of McComb, Mississippi, was certified as an official ASA Azalea City as of March 28, 2005. The award generated a lot of excitement for the closing days of the McComb Azalea Festival. The meeting and luncheon was held on Thursday March 31 at the Icehouse, which is located in the historic district and is a very popular meeting site. The meeting was well attended with more than 125 people present. Louisiana Chapter members Margie Jenkins and Bill Bode were there and Margie gave a very informative talk on azaleas. Later we toured the Freeman Garden, which is a popular azalea garden destination in that area of Mississippi. The azalea bloom in McComb area was a little past peak, but still spectacular.

2005 marked the 47th annual Lighted Azalea Festival sponsored by the McComb Garden Club. The idea of having a lighted azalea trail came

from Reverend Earl B. Emmerich, who while serving as a missionary in Korea, had seen the traditional lighting of the cherry blossoms in Japan. Today, over 300 homes and businesses in Pike County light their trees, shrubs, and plants each night from March 13 through April 3 and the Pike County Chamber of Commerce has added additional events. For more information, visit the city's Web site at www.mccombms.gov or the chamber Web site at www.pikeinfo.com or call 1-800-399-4404.



Shown above, at the March 31, 2005, award ceremony (left to right) are Bill Bode, ASA president Buddy Lee, McComb City Planner George Rummel, Margie Jenkins, and Ms. Vickie Webb. Each city to achieve the Azalea City designation receives this attractive plaque, illustrated with both an evergreen and a deciduous azalea.

(Photo by LeWair Coker of McComb)

Book Review — continued

to chance! The chapter on plant disorders is profound and draws one's attention to plant observation to a much higher level. The chapters on cultural requirements, propagation, and landscape uses all guide one along with easy to understand instructions.

Chapter 4, written by Don Hyatt, a well-known former teacher and current president of the Potomac Valley Chapter of the American Rhododendron Society, is an excellent reference for anyone interested in learning how to add natives to the landscape. True to his generous sharing spirit, both of knowledge and plants, Don carefully separated the

natives according to color and then listed various cultivars in each shade! He also provided an approximate Sequence of Bloom Chart for his species, along with a Hardiness and Adaptability List, Fragrance lists and Size charts! Great!! One can easily feel prepared to delve into natives after a quick read of this informative, concise chapter.

How I wish I'd read this book 30 years ago when I first pushed a shovel into dirt! It would have saved me many, many hours of unnecessary labor and helped me avoid countless mistakes over the years! I highly recommend *Success with Rhododendrons and Azaleas* to anyone interested in these beautiful plants.

Glenn Dale Azaleas—continued

Courtland Lee is a geologist by training. He has been a staff consultant to the US House of Representatives on mineral resource issues and is currently proposing the Patuxent River Agate as the state gemstone of Maryland. Examples of this agate are on display at the 10-acre Boxlee Azalea Farm in Glenn Dale, Maryland, an historic site in its own right. At Boxlee, he runs a part-time propagation nursery that includes the Glenn Dales and the Ten Oaks Glenn Dale project, many from Frank White's fabulous collection. Boxlee is open for sales on Saturdays in April and May.

How Did This Beautiful Garden Come To Be?

Robert Hutchinson — Fennville, Michigan

On a beautiful spring morning I look about in awe at what has come to be. I am not a gardener. I did not set out to have a gorgeous riot of spring color at my door but here it is. For it, I must acknowledge the help of four talented designers.

This story began nearly 50 years ago when my wife Edith and I decided we needed a larger house for our growing family of four boys. Across the street from our little house was a worn out farm of about 32 acres. It contained 10 acres of peach trees past their prime, and the rest was not cultivated. The land was available.

Our house was completed in 1960, and about two acres of grounds were laid out. A first mistake, and one that I regret because it could not be corrected, was our failure to have the architect collaborate with a landscape designer before construction began so that the chosen location was “just right.” The two acres of grounds around the house are manicured gardens, the rest has been left natural.

My first vision for the property was as a horse farm with its attendant activities for the boys. That did not last long because none of them had any interest at all in horses.

We wanted the grounds to be attractive; and, realizing we needed professional help, we turned to Gordon Kennedy, a landscape designer working out of Grand Rapids, Michigan. He laid out the basic planting design, which consisted of lindens along the drive and groupings of pin oaks in the front and back lawns. Masses of *Forsythia* and *Viburnum sieboldii* bordered the road on the east. Throughout the grounds he introduced flowering

crabapples, sweet gum, and redbud trees. On the west he planted a bed of *Amelanchier*, dogwood, olives (now gone), and hemlocks. He also designed a circular bluestone patio on the south side of the house.

After the close of the war in 1945, Charles Mann was assigned to Allegan County by the US Soil Conservation Service, working out of the Fennville office. He began to develop his vision of the potential for the trees and plants he loved during his Virginia boyhood for planting in the shore area of Lake Michigan. He soon gained recognition as a talented gardener and landscape designer who was transforming Michigan gardens and landscape planting.

I liked the idea of a project periodically, and we engaged Charlie to do some work for us. He designed and planted the driveway entrance, which included banks of Canadian hemlock fronted with *Magnolia stellata*, weeping cherry, American holly, and masses of mixed rhododendrons and azaleas. He also designed and furnished the southeast perimeter planting that consists of 'Mucronatum' azaleas, rhododendrons, white and pink dogwoods, *Roseum elegans*, American and English Roseum Rhododendrons backed by Carolina and Canadian hemlock with Japanese red pines and *Oxydendrum*. We added a swimming pool at about that time on the west side of the house. He planted the great yew hedge and the beautiful Kwansan cherry. He designed the little garden house and the gate to the pool.

We left Fennville for about nine years, but retained ownership of the property, intending to return. The grounds received minimal attention during that time, but when we came

back in 1985, Carol Hop of Wavecrest Nursery and Landscape contributed greatly to revitalizing and improving the grounds. She transformed the swimming pool into the present water garden, built the front patio entrance, supervised the construction of the pond, and designed the garden located to the north of the residence. She tied many of the plantings together with ground covers of *Pachysandra*, English ivy, and *Vinca minor*. About 2,000 daffodil bulbs were added to the ground cover beds for a spring showing to complement the *Forsythia*, redbuds, azaleas, and dogwoods planted by Kennedy and Mann.

Finally, in recent years, Mark Miller has served as a consultant, designer, and friend, fine-tuning the layout of the garden and lawn areas, introducing new trees and plants, and improving the vistas from the residence.

As I write this little history I am struck by how the garden is an ever-changing work in progress. The basic structure remains, as the large trees have reached their stately beauty, but some have come down and others will leave us soon, only to be replaced by new plantings. The garden will continue to evolve into even more beauty as loving and talented people help it live.

Robert Hutchinson is a retired executive from the food canning industry. Not really a gardener himself, he thoroughly enjoys the results of other designers' and gardeners' work. [This garden is on the first day of tours May 20, 2005, during the Holland, Michigan, convention; see a photo of it in The Azalean for Winter 2004 26(4) page 76, Ed.]

Azaleas in Brazil

Gerson Borges — Dois Irmãos, Brazil

[This article is dedicated to his "little buddy Bobby II," a red-breasted robin who used to keep Borges company when he was tending his azaleas and rhododendrons in the garden and in his greenhouse, Ed.]

I am a Brazilian-American, born in Brazil but took American citizenship of my own desire. I live in the extreme south of Brazil (state of Rio Grande do Sul). My state has borders with Uruguay in the south and Argentina on the south and west. My latitude here is 30° South. If one wanted to compare with the Northern Hemisphere, the zone here would be similar of that of south Texas to south Georgia. However, due to the prevailing winds, cold fronts from Antarctica come up from Argentina and Uruguay and smack through our area, making temperatures a lot colder in winter and cooler in summer. Combining that with the rainfall that we normally have here, it makes it much cooler in summer and more balmy in winter than the area at the corresponding latitude in the United States. This is a paradise for azaleas and rhododendrons!

The thing is, I don't know why, but there were no rhododendrons to speak of here in Brazil, very few forms of evergreen azaleas, and no deciduous azaleas at all. I set up to be the one who would introduce them in Brazil, and I am doing just that. I must say first of all that I have had wonderful help and incentive from marvelous people in the United States. Jim Barlup, from Bellevue, Washington, has been tireless in sending me lots of rhododendron cuttings and loads of seed. He is the one who really got me going and still does to this date. Then there are Bob Stelloh who sent me seed and good advice and has also given me a lot of incentive; Bonnie and Duane Bodin-Johnson; the late Ian Donovan; Fred Minch and his late wife Jean; Bob Kelly of Mississippi; and Dr. Herb Spady and his late wife Betty who were wonderful to me, as were many more fantastic people. It would take too long to mention all of them, but I thank them very much for having helped me.


I am writing a book about azaleas and rhododendrons, which is entitled,

O Mundo Maravilhoso das Azaléias e Rododendros (The Wonderful World of Azaleas and Rhododendrons.) It is almost finished, and I hope it will go to press this year. Of course it will be written in Portuguese, for Brazil and all other Portuguese-speaking countries. My objective is to get the subject of azaleas and rhododendrons sufficiently known here to generate an interest in propagating them here in Brazil. I started out with five azalea plants, eight years ago. Now I have about 1,500 evergreen azaleas, a handful of deciduous azaleas, and about 600 rhododendrons in sizes of 2' to 3'-4' tall. Some are already forming their first flower buds.


My years of retirement are very busy: my new love for azaleas and rhododendrons keeps me working frantically and also happily. I honestly don't know what I'd do if it weren't for them.

Maybe I'd be spending most of my days in front of a TV set, which would be awful.

Gerson Borges is a retired English teacher who lives on a hill in Dois Irmãos. Gardening has been his favorite pastime, and he says being close to nature has been his addiction.



'Queen in Pink'




'Carnival Dancer'



'Nova Blanca' is a large white with pink specks, a yellow blotch, and is fragrant.



'Mystic Song'



'Madame Butterfly'

(All photos by author Gerson Borges)

Society News

Frederic P. Lee Commendation Award for 2004

Mary Rutley (left), Brookside Gardens Chapter vice president, presented the chapter's 2004 Frederic P. Lee Commendation to Dorothy W. (Dottie) Murphree (right) at the regular chapter meeting on February 6, 2005, at the Brookside Gardens Educational Center in Wheaton, Maryland. A long-time member of the ASA from Takoma Park, Maryland, Dottie has served as chapter treasurer since 1989. (Photo by William C. Miller III)



Membership Memorandum

Barry Sperling — ASA Membership Chairman

One of the things that I looked forward to when joining the Northern Virginia Chapter was the opportunity to see the gardens of others. I could get ideas for landscaping, find varieties that I didn't know about, and meet lots of similarly minded people. Of course, one of the problems in spring is that at this peak time of year our own gardens are calling. After a year of cultivation, planting and transplanting, we finally get to see the results of our labors and get ideas for the coming year. And, especially for those of who still do the 9-5, the precious little time available in our own backyards is something that is hard to part with.

Is there a solution? No, sorry.

Still with me? One possibility that might mitigate the problems would be to have pictures of all of our members' gardens. With the easy availability of digital cameras and computers, many members already keep such photographic documentation. My own pictures look great filling the computer monitor (better than prints), and I bet everybody else can say the same.

So, my suggestion would be to collect pictures that chapter members have taken of their gardens and burn them to a single CD, one garden per folder. Copies of these CDs could be given to each member, whether they were able to contribute or not, and all could enjoy everybody's gardens. Maybe plans could be made to drop by an especially great looking garden, ask about a certain plant, and get to know the others in the chapter, stimulating connections.

While we all would like to have more members at the meetings, we also need a reason to continue to be a member, to come to meetings, or even to join in the first place. One reason to stay a member would be to receive those CDs of members' gardens every year. The cost would be nominal and only take the effort to make and copy them.

Let's keep the members that we have by giving them a reason to stay!

Chapter News

Ben Morrison Chapter

Co-Editors: **Bob Hobbs** —
rwhobbs@mindspring.com

Carol Flowers —dflowers@bellatlantic.net

The chapter held its annual Christmas Party and a business meeting on December 5, 2004. They also discussed planning for chapter programs and projects for 2005. A committee has been set up of **Bob and Rosa McWhorter, Harold Belcher,** and the chapter officers **Carol Segree, Carol Flowers, Dale Flowers,** and **Dave Holmes.** Several ideas are being considered:

- Organizing a trip to Gregory Bald Mountain, with **Don Hyatt,** and **Bill and Gabrielle Scott** helping to coordinate the effort;
- Scheduling a trip to Hillwood Gardens in the fall;
- Arranging tours of private home gardens in the spring; and
- Sponsoring community projects, including The US National Arboretum, Annmarie Gardens, and London Town Gardens.

The chapter is also sponsoring a digital photo contest, for digital images to be taken in 2005 of azaleas as they naturally occur. Images can be submitted in three categories: I) close-up of azalea flower or truss, II) Scenery with one or more azaleas in the landscape, III) Critters-azalea(s)

with animals, birds, or insects. No pictures can include any people. Contact the contest coordinators: **Bob McWhorter** (410-923-6408; mcwho@comcast.net) or **Harold Belcher** (301-773-3006; harold.belcher2@usdoj.gov). Submit photo entries to *both* Bob and Harold as attachments to e-mail. Suggested minimum resolution to print a 5" x 7" digital photo is 800 x 571 pixels, and the minimum for an 8" x 10" photo is 1024 x 819 pixels. Larger files are permitted.

The April 3 meeting featured **Joe Klimavicz** from the Northern Virginia Chapter, who presented "Developing New Azalea Hybrids." Joe has been hybridizing azaleas as a hobby since the late 1980s, assisted by his daughters in recent years, and had many new azaleas to show.

Northern Virginia Chapter

Frances Louer, Newsletter Editor
plouer@msn.com

The February 4th meeting was held at Meadowlark Botanical Gardens in Vienna, Virginia. **Doris Rodriguez,** chief horticulturist at Meadowlark presented "Shade Loving Perennials and Hostas." The botanic garden includes ornamental display gardens and unique native plant collections,

including more than 20 varieties of cherry trees, irises, peonies, native wildflowers, and seasonal blooms. Conservation and plant diversity displays at the visitor center invite guests of all ages to explore and learn about the natural world. She also expressed an interest in adding native azaleas to their collections.

Oconee Chapter

Frank Bryan, Newsletter Editor
Rudie2rudie@aol.com

At the February 27 chapter meeting **Allison Fuqua** presented "Everything You Need to Know about Propagating Azaleas From Seed," and **Frank Bryan** discussed the Aromi hybrids, with slides provided by **Maarten van der Giessen.**

The chapter is engaged in some outreach activities. **Don and Barbara Bloodworth** presented the CD slide program "Selecting and Growing Azaleas" to a garden club in Forsyth County. **Frank Bryan, Al Penland,** and **Jim Thorton** are assisting Extension agent Gary Wade in developing a pamphlet on azaleas that will be distributed by the Cooperating Extension Service (CES) and on the University of Georgia CES Web site: www.extension.caes.uga.edu.

Azalea Research Foundation—It's Still Growing

by Bob Steloh, ASA Treasurer

The Azalea Research Foundation proposed by Dr. August Kehr shortly before he died and now being considered by your board of directors, just grew by \$1025 for a new total of \$3225. This growth is due to a \$1000 gift by Freda Barry in memory of her late husband Robert, and a \$25 gift in his memory from Mary M. Wise.

The purpose of the Azalea Research Foundation is to fund research into azalea problems and other azalea-related topics. To make it a reality, we need a few people to evaluate research proposals and a few other people to attract and invest the money. And it will take a lot more money, since the foundation will be set up to use only the earnings from the investments to fund the research. Please contact Bob Steloh or Buddy Lee if you can help; these are easy yet very important jobs.

New Members

The following members joined the Society as of April 8, 2005

Alabamense Chapter

Eddie & Kay Aldridge
673 Highland Lakes Cove
Birmingham, AL 35242
205-408-0999 missya729@aol.com

Don Barber
Exec Director, Aldridge Gardens
3530 Lorna Road
Birmingham, AL 35216
205-682-8019

Walt & Dot Burch
171 County Road 29
Killen, AL 35645
256-757-4435

Richard Copeland
P.O. Box 267
Gadsden, AL 35901
256-549-4706

Wes & Gwen Cunningham
1189 County Road 46
Montevallo, AL 35115
205-668-4170

Roger & Nona Moon
305 McNabb Road SW
Cullman, AL 35055
256-734-4281 moonlandn@aol.com

Jann & Jeff Smith
185 County Road 111
Montevallo, AL 35115
205-665-5607

At-large Members

Dennis Fitzgibbons
2208 Chariot Drive
Fenton, MO 63026
314-517-6219
fitzgibbons1@earthlink.net

Peter Frye
17 Union Street
Branford, CT 6405
203-488-3680
peter_frye@sbcglobal.net

Elmer F. Grimm
213 Burning Bush Road
Greenville, SC 29607
864-627-0231

Wayne Guymon
10 Lafayette Place
Chadds Ford, PA 19317-9505
610-459-0477 wbguymon@aol.com

Lambert's
6333 Denton Drive Suite 100
PO Box 36670
Dallas, TX 75235-1670
214-350-8350

Paula Martinez
1401 Lorimer Way
Roseville, CA 95747

Rusk County Master Gardeners
c/o County Extension Office
212 North Van Buren Street
Henderson, TX 75652

Ann Booth Young
140 Hunting Cove
Williamsburg, VA 23185-3902
757-220-1572 torylodge@aol.com

Brookside Gardens Chapter

Barry & Nancy Bosworth
12105 Brookhaven Drive
Silver Spring, MD 20902
301-593-1647

Dianne Cina
10116 Lakeside Court
Ellicott City, MD 21042
410-750-0672 d-cina@nga.gov

Lake Michigan Chapter

Jim & Karen Ellis
14800 Creek Edge Drive
Holland, MI 49424
616-399-7657 ellisj@chartermi.net

Chris Trautmann
Mowbray Gardens
175 East Main Street
Amelia, OH 45102-1945
513-752-5166
doctorrhoso@adelphia.net

Larry Wallace
1034 East Crescentville Road
Cincinnati, OH 45246
larry.wallace@medscape.com

Louisiana Chapter

Patrick LaNasa
8716 Diamondhead Drive West
Diamondhead, MS 39525
228-255-8735 shohin1@sbcglobal.net

First Bank
Attn: Vicky Webb
P.O. Box 808
McComb, MS 39649
601-684-2231 vickie@firstbankms.com

Lordice Nakie
500 Mississippi Street
McComb, MS 39648
601-684-6187

Mavis Phelps
1503 Stewart Street
McComb, MS 39648
601-684-5958

Faye Vaughan
17700 Vaughn Lane
Livingston, LA 70754
225-698-3991

Jane Walman
1 Cedar Ridge Road
McComb, MS 39648
601-249-4742

Sue White
P.O. Box 672
McComb, MS 39649
601-684-3628

Carneal & Mary Woodyear
PO Box 158
1662 Erin
Jackson, LA 70748
225-634-2640 ecarneal@bellsouth.net

Northern Virginia Chapter

Rosemarie Field
4426 Roundhill Road
Alexandria, VA 22310
703-922-6362 rmfield@cox.net

Oconee Chapter

Donna Heaton
4904 Luckey's Bridge Road SE
Dearing, GA 30808

Tri-State Chapter

Larry Miller
10 Chandler Avenue
Evansville, IN 47713
812-422-2864 elar1946@sbcglobal.net

Vaseyi Chapter

Robert L. Meyer
6801 Valley Drive
Raleigh, NC 27612
919-848-8249 bnjmey@infionline.net

Tom Ranney
NC State University
455 Research Drive
Fletcher, NC 28732
828-684-3562 tom_ranney@ncsu.edu

Correction: Last issue new at-large member Robert S. Callahan should have been listed as Robert S. Callaham. We regret the error.