
THE AZALEAN

Journal of the Azalea Society of America

Volume 9 Number 4

December 1987



AZALEA SOCIETY OF AMERICA

The Azalea Society of America, organized December 9, 1977 and incorporated in the District of Columbia, is an educational and scientific non-profit association devoted to the culture, propagation and appreciation of the series *Azalea* (subgenus *Anthodendron*) of the genus *Rhododendron* in the Heath family (*Ericaceae*).

OFFICERS FOR 1987-1988

PRESIDENT - L. Malcolm Clark

VICE-PRESIDENT - Robert Hobbs

SECRETARY - Valerie Lorenz

TREASURER - Glenn W. Taylor

IMMEDIATE PAST-PRESIDENT - Ryon A. Page

BOARD OF GOVERNORS

Terms expiring in 1988

L. Malcolm Clark
Fred C. Galle
David Lay
Robert T. Stelloh
Donald H. Voss

Terms expiring in 1989

James A. (Tony) Dove, Jr.
Charles H. Evans, M.D., Ph.D.
Eleanor Stubbs
Nancy Swell
Glenn W. Taylor

Chapter presidents serve
as ex-officio members

CHAPTERS

Brookside Gardens (chartered August 1979)
William L. Clagett, president
Richmond, Virginia (chartered August 1979)
Page Calisch, president
Robert D. Gartrell (chartered May 1980)
Jerry Goodman, president
Ben Morrison (chartered May 1980)
Robert Hobbs, president
Northern Virginia (chartered May 1980)
Betty Jones, president
Louisiana (chartered June 1981)
John U. Rochester, Jr., president

Ralph W. Pennington (chartered June 1981)
Roy Kelly, president
Tri-State (chartered October 1981)
Lloyd Hahn, president
Mobile (chartered March 1983)
Pat Ryan, president
Northwest (chartered October 1983)
Eleanor Stubbs, president
Flame Azalea (chartered May 1984)
Allen Cantrell, president
Delmarva (chartered May 1986)
Gordon W. Severe, president

Regular membership is open to all interested parties for an annual contribution of \$15.00. Life membership is \$225.00. Members receive *THE AZALEAN* and are eligible for participation in all activities of the Society including those of the chapter with which the member affiliates. For information and membership application, write to the Secretary, Azalea Society of America, P.O. Box 6244, Silver Spring, Maryland 20906.

The Journal of the Azalea Society
of America, Inc.

Dr. Charles H. Evans, Editor

Directors

Art Nancy E. Evans
Business Charles H. Evans, M.D., Ph.D.
Publication Janet B. Miller
Education & Scientific William C. Miller III
Society Activities Robert K. Barry

Advisory Editorial Board

Reid M. Denis
Arthur W. Frazer, Ph.D.
Fred C. Galle
George W. Harding
Sandra F. McDonald, Ph.D.
John W. Neal, Jr., Ph.D.
Ryon A. Page
John U. Rochester, Jr.
Donald H. Voss

THE AZALEAN is published during March, June, Sep-
tember, and December by the Azalea Society of Amer-
ica, Inc., P.O. Box 6244, Silver Spring, MD 20906. Addi-
tional copies of the current and back issues can be
obtained from the Secretary. Volumes 1 through 4 pub-
lished from 1979 through 1982 consist of 15 issues at
\$2.50 per issue. The price for each issue beginning with
1983. Volumes 5 through 8 and continuing is \$3.50.

Opinions and views expressed in *THE AZALEAN* are
those of the contributors or the Editor, not necessarily
those of the Society, and are presented to foster a wider
appreciation and knowledge of azaleas. Advertisements
are presented as a service to our readers and do not
imply endorsement by the Azalea Society of America.
Advertising and other contributions to *THE AZALEAN*
are used exclusively to help defray the costs of publishing
THE AZALEAN.

Address all editorial and business correspondence to
The Editor, *THE AZALEAN*, 9233 Farnsworth Drive,
Potomac, MD 20854.

IN THIS ISSUE:

**SMALL AND SHEARED
RHODODENDRONS CAN ENHANCE
GARDENS**

John L. Creech 63

ORIGIN OF 'SCOTT'S LAVENDER'

Ryon Page 66

REHOBOTH REFLECTIONS

Don Voss 67

**"Azalea Classic" — THE BEATTIE
AZALEA INTRODUCTIONS**

attr. Benjamin Y. Morrison 70

NEW AZALEAS FROM OLD WOOD

Alan Slack 76

**SOME FUNGICIDES WIDELY USEFUL
ON ORNAMENTALS**

Ethel Dutky 78

WITHINGTON IMMORTALITY

Bob Carlson 80

ASA NEWS AND VIEWS

Thank You, Northwest Chapter 80

"Make a Date in '88" — The 1988
10th Anniversary ASA Convention 80

Kurume International Azalea
Festival — 1989 82

In Memoriam 83

NEW MEMBERS 83

INDEX FOR VOLUME 9 84

THE AZALEA MART 85



*Asian natives
for American
landscapes*

Rhododendron indicum and *Camellia sasanqua*.

Small and sheared Rhododendrons can enhance gardens



R. kiusianum in the Kirishima Mountains.

By Dr. John L. Creech

Kurume, Japan, is a city well known to American horticulturists because of the azalea types of the same name. Plant experts know hundreds of Kurume azaleas. The "Wilson 50," named after E.H. Wilson of the Arnold Arboretum, Jamaica Plain, MA, and the ones collected in the late 1920s by R. Kent Beattie, plant pathologist for the US Department of Agriculture, are the most familiar.

In 1976, Sylvester "Skip" March and I collected azaleas for the United States National Arboretum, Washington, DC. To the existing collection, we added another 50 of the most popular Kurume azaleas.

Rhododendron kiusianum

We also obtained approximately 45 cultivars of the azaleas that the Japanese call Miyama Kirishima tsutsuji. These are selections of the wild azalea of Kyushu, *Rhododendron kiusianum*.

As one would anticipate, Japanese horticulturists have selected many color variations from within this species. Now these plants are widely sought after by azalea fanciers. In the United States, the Miyama Kirishima azaleas will be equally popular when people appreciate their attributes and learn how to use them in the small garden.

They are dwarf, evergreen plants with compact habits and hard, dark green, obovate leaves. The small plants have such an individual character that they can be enjoyed close up. They are well suited to placement along walks and entrance gardens. The effect is especially appealing when they are planted against a favorite rock. In fact, plant collectors often find *R. kiusianum* growing alongside rocks in the mountains of Kyushu.

It is surprising that these plants remain evergreen in the gardens of the United States, because they lose almost all of their foliage in the wild. I suppose it has



R. indicum sheared as a hedge.

to do with the environment. "The Azalea Book," by Frederic Lee, describes *R. kiusianum* as hardy in Zone 7, but plants have thrived in the mountains of North Carolina even during the recent bitter winter.

There is no question that *R. kiusianum* is a unique azalea. It is restricted to the upper limits of several mountain ranges of Kyushu. In late May in Kirishima National Park, its grand color array splashes across the grassy moors, edges up the steamy outcroppings of volcanic sulfur, and rims the many volcanic cones.

Farther north, in the Handakogen highlands, not far from Kurume, *R. kiusianum* flourishes in the area where plant collectors find *Pieris japonica*. Some of the older *R. kiusianum* are entrenched around boulders, which afford some cold protection.

They also grow in dense *Miscanthus* during the winter. By this time, the few remaining leaves at the ends of the branches are dark purple. The flowers, too, are purple — sometimes white. The white-flowered plants, however, have been fairly well depleted in the wild.

Kurume Hybrids

R. kiusianum is thought to be one of the parents of the Kurume hybrid azaleas. While this is undoubtedly so, it is difficult to see a distinct resemblance between the habit of Kurume hybrids and the habit of wild *R. kiusianum*.

The other Kurume parent is probably *Rhododendron obtusum kaempferi*. (See "Spectacular Rhododendron Should Rival Others for Attention," American Nurseryman, Jan. 1, 1984.) Most azalea specialists who have visited Japan know



Possible northern limits of *R. indicum* are indicated by crosshatch across Honshu. *R. kiusianum* is found in the mountains of Kyushu. *R. sataense* grows in the mountains of the Osumi peninsula on Kyushu. *R. eriocarpum* is found on Yakushima and nearby islands.

that *R. obtusum kaempferi* grows at lower elevations in Kyushu. Complex groups of natural hybrids occur between *R. obtusum kaempferi* and *R. kiusianum*. Presumably, Kurume azaleas spring from these hybrids.

Another azalea in this complex group is *R. sataense*. It grows in the mountains of the Osumi peninsula, not far from Kagoshima city. The Japanese have turned this delightful habitat into a local park. The park's special purpose is to permit viewing of this brilliant azalea when it is in full bloom in the beginning of May.

R. sataense is as similar in habit and flower color range to the Kurume hybrids as any other azalea that can be observed in the wild. Japanese horticulturists at Kagoshima University still speculate over the relationship of *R. sataense* to *R. kiusianum*, *R. obtusum kaempferi* and the Kurume azaleas.

The spectacular Kurume azaleas are excellent plants for the garden where a vigorous habit is not a consideration. However, the smaller but equally charming Miyama Kirishima azaleas will have a special role in small garden design when they are readily available. At present, the best source of information on the Miyama Kirishima azaleas is the National Arboretum.

Rhododendrum indicum

R. indicum is another fine azalea with historic significance. This azalea, often called satsuki azalea, must not be confused with the hybrid Satsuki type, which is best represented by 'Gumpo'.

I believe the confusion sometimes arises because *R. indicum*, which grows wild on the island of Yakushima, also grows wild on Honshu. Some horticulturists speculate that these populations descended from centuries-old shrine and temple populations of satsuki azalea.

For landscaping, Japanese gardeners grow *R. indicum* as foundation plants, such as sheared specimens and hedges. I suppose to most Westerners, the idea of growing azaleas for purposes other than enjoyment of their flowers is unheard of. But to the Japanese, these azaleas provide contrasts of winter color and shape — the dense, mounded plants with wine-red foliage against the pale, brown zoysia grass.

In spring and summer, the foliage of the sheared azaleas changes to light green, occasionally brightened with red flowers. The new highway from Kagoshima to the airport is landscaped with long rows of azaleas handled in this manner. Near the city of Tsu, not far from Nagoya, the nurserymen specialize in selections of *R. indicum* for landscape purposes, growing them in the same manner as Western nurserymen grow Japanese hollies.

My Japanese colleagues and I discussed the idea of calling this landscape form of *R. indicum* type 1, to distinguish it from the hybrid Satsuki azaleas that are grown in the American trade. Nurserymen here grow some types of *R. indicum* rather commonly, but not necessarily all the forms that are recognized in Japan. Some of these lesser-known forms are very small — delightful as rock garden plants. Also, some types flower in the autumn.

As a matter of fact, some *R. indicum* flower in November, along with fall-blooming *Camellia sasanqua* in the upper reaches of the Isso River on Yakushima. The Satsuki hybrids, or type 2 Satsuki, are probably crosses between *R. indicum* and *R. eriocarpum*. The latter species is called maruba satsuki by the Japanese.

Maruba azalea probably contributes the genetic tendency of lesser hardiness to the Satsuki hybrids. Maruba azalea occurs in the wild at the subtropical coastline of Yakushima and on similar small islands nearby. *R. indicum*, however, is found at high elevations on

Yakushima, not far below the habitat of *R. yakusimanum*.

This year, the National Arboretum sent March to Japan to collect unique cultivated material from Japanese nurseries. One of the goals was to collect *R. indicum* in considerable variation. The resulting introductions will bring an array of new and interesting landscape plants for American gardens.

Reprinted from *American Nurseryman*, 163: 48-50, 1985. Dr. Creech is a past Director of the U.S. National Arboretum and has made many trips to Japan to study and collect azaleas. He lives in Hendersonville, North Carolina and provided the following comments in correspondence to the Editor of *The Azalean* dated September 2, 1987.

... I feel that the time of the dwarf azalea like *kiusianum* has come — they make such delightful plants, respond well to shearing, and fit into neat pockets in patios and related landscape art locations. My entrance atrium is filled with them growing in a moss bed. The entire micro-environment seems ideal as I collect scads of small seedlings every year and they really are climate tested by the time I pull them from the moss for transplanting.

Right now I have one azalea that I collected with Skip March in Japan that has been in flower since May, and it is covered with flowers in a most respectful manner and has been so right through the summer. It is still covered with opening buds, and the nice thing is that I believe the sustained flowering has a tendency to keep the plant dwarf and compact. It looks like a *kaempferi*, and of course, we have 'Dorsett' that is fall blooming, but this one flowers all summer long and is a delight in the shade garden. We got it from a friend on Hirado who had selected it for this trait."

ORIGIN OF 'SCOTT'S LAVENDER'

Ryon Page
Silver Spring, Maryland

Some eleven years ago I acquired from a friend, Dewey Dale, an evergreen azalea tagged 'Eliza Scott'. This was not the Robin Hill of that name; it bore no resemblance to the Robin Hills/Gartrells in bloom, foliage, plant habit, or season of bloom. Shortly afterward, without passing along his source of the plant, Dewey died.

My 'Eliza Scott' held on, blooming well each year. At the 1984 Brookside Gardens Chapter show, Bob and Denise Stelloh entered a prize-winning spray tagged 'Scott's Lavender', which appeared to be the same as my 'Eliza Scott'. They could cite no origin of their clone.

In the spring of 1985, Dr. Leland Scott, a retired University of Maryland professor, graciously showed me through the University's greenhouses, then drove me around his College Park neighborhood for a look at the azalea display. In his yard were about a dozen plants of a lavender azalea that looked very much like my 'Eliza Scott'. He gave an account of the clone as follows.

Perhaps three decades ago, the Agriculture Department, University of Maryland, made a number of azalea crosses. At least twenty years ago, after several years of testing, the Department gave up any idea of releasing the resulting hybrids to the public, placing them with University faculty instead. Dr. Scott got two, a lavender and a white, each with large bloom. The white one died after two or three years; the lavender fared well both in wood and bud.

The clone was not named officially; Mr. Herman Todd first referred to it as 'Scott's Lavender'. Dr. Scott sent plants to Stuart, Florida, where it throws blossoms over a six to eight month span. When tried in the Cincinnati area, a severe winter killed the planting. In College Park, it has flourished and bloomed.

Seeing my interest, Dr. Scott gave me a 30-inch plant—he called it a layering—which is now growing in my yard, one of my favorite lavenders. I have passed liners of it to others as 'Scott's Lavender'. The following is a tentative description, drawn up largely from memory:

'Scott's Lavender'—White, strongly flushed with lavender; 3¼ inches, prominent dark blotch; petal of heavy substance, i.e. thick. Bloom season (ten miles north of the White House), second week of May. Evergreen; leaves light green; open growing; in 20 years can be five feet high and six feet wide.

Comment: A hot spell during bloom season can cause blossom to wilt.

A close comparison of my 'Eliza Scott' with 'Scott's Lavender' shows no distinguishable differences, which suggests that this 'Eliza Scott' may be a mis-tagged plant of 'Scott's Lavender'. In the absence of evidence to the contrary, I have stopped propagating 'Eliza Scott' and am treating the name as suspect, but I would like to know if someone has information on it.

My visit with Dr. Scott cleared up a further small mystery. Along with the 'Eliza Scott', Dewey gave me a small plant which he called 'Dr. Leland Scott'. This one lasted about four years, then went the way of many of my small experiments; but I have been curious ever since about its identity. By his own account, when Dewey acquired an unidentified azalea he would give it a temporary name, usually the name of the donor. Since Dr. Leland Scott himself is unaware of any azalea with that name, we may assume that Dewey tagged my 'Dr. Leland Scott' under this practice, and that the source plant either was in that very large "Tag Lost" category or came from a clone which had never been named. Perhaps it is just as well that my plant died.

REHOBOTH REFLECTIONS

Donald H. Voss
Vienna, Virginia

After a pleasant Sunday breakfast near the beachfront on the chilly and windy morning of October 4th, 1987, I walked a short distance along the boardwalk at Rehoboth Beach, Delaware to view the choppy Atlantic. Duly impressed, I turned back and noticed — just off the boardwalk at the head of Rehoboth Avenue — a water fountain reminiscent of a rustic well. On the base was a bronze plaque informing one and all that the fountain was a gift of the Rehoboth Beach W. C.T. U. chapter. That put me in mind of the cliché that differences of opinion make the world go around, and — reflecting on the previous day's activities — I thereupon decided to add a little to the spin.

On October 3rd, I had joined other members of area chapters in the thoroughly enjoyable experience of hearing ASA president Malcolm Clark discuss the "1983 National Arboretum Kurumes" and Dr. Arthur W. Frazer of Columbia Nursery provide a blend of expert observation and lore concerning the "Glenn Dale and Back Acres Azaleas." These talks were part of a two-day program graciously sponsored by the Delmarva and Ben Morrison Chapters. The highly informative talks touched on several issues that frequently give rise to contention or, at least, misunderstanding. I believe these merit further discussion and comment:

- Some descriptive terms in common use are subject to alternative definition — "hose-in-hose," for example.
- It is evident that there is fairly widespread misunderstanding concerning a number of technical matters relating to color — Munsell notation, the ISCC-NBS color-name system, and the NBS Centroid Color Charts.
- There is clearly need for research to test the validity of many assertions about azalea culture; for example, whether the flower color of a given cultivar can vary markedly (as from yellowish Pink to purplish Pink) under different cultural conditions.

In his opening remarks, Mr. Clark set forth two objectives that merit the constant attention of Society members and others seriously interested in azaleas. The first, which can be generalized from his statement that the ensuing comments about the USNA Kurumes would be preliminary in nature, is that much of our knowledge about the subtle characteristics of azaleas and the vagaries of azalea culture is tentative. Indeed, the refinement of such knowledge is a prime objective of our Society. A second objective mentioned by Mr. Clark is the achievement of more exact descriptions for identification of cultivars. Because of the close similarity of many azaleas, it may be desirable to include more detailed characteristics, such as stamen length. Working toward these objectives calls for common under-

standing of terminology and explicit patterns of communication.

What Does It Mean?

During his talk, Mr. Clark used two terms that are of considerable importance in formulating azalea descriptions: "hose-in-hose" and "blotch." It was evident from questions raised by the audience that many present did not understand these terms. Unfortunately, both of the terms are subject to varying interpretation.

Hose-in-hose. A widely published definition (used by Frederic P. Lee and, implicitly from his drawing in Lee's book, B. Y. Morrison) combines the characteristic appearance of "two cycles of petals, one growing within the other" (Lee) with an assertion that the second cycle comprises petal-like structures *derived from transformation of the calyx*. [1] (For a graphic illustration of hose-in-hose appearance, take a pair of socks, pull both onto one foot, and then take note of their relative positions and their similarity in form.) With respect to the second cycle of petal-like structures, there is an alternative view; namely, that the term should be used solely as a descriptor of appearance *without regard to the morphological status of the parts transformed*. Fred C. Galle notes both usages. [2]

Some years ago, Dr. Henry Skinner answered my inquiry on this point, emphasizing that "hose-in-hose" is a horticultural term with no botanical standing, and that it should be used solely as a descriptor of appearance regardless of the origin of the transformed floral parts. He pointed out that the term arose in 18th-century English horticultural descriptions, notably of primulas. In conversations with the author, Dr. Fred Meyer (taxonomist at the U. S. National Arboretum) has indicated his concurrence in this use of "hose-in-hose." Some azalea flowers that can be pulled apart into two cycles of similar "petals" do not have a green foliaceous calyx — but some do. Using the term solely as a descriptor of appearance and recording the presence or absence of a green foliaceous calyx has the merit of conforming to traditional horticultural usage and conveying an impression of the appearance of a flower unambiguously and directly.

Blotch. Mr. Clark's reference to an author's use of the plural form — "blotches" — triggered thoughts about the confusion in terminology regarding the choice of descriptive terms for the contrasting color(s) that appear on the upper petal of many azalea and rhododendron flowers, spreading onto the adjacent petals in varying degree. The form used until recently by the American Rhododendron Society for processing registrations of rhododendrons and azaleas referred to "blotch" as an area of solid color and provided a separate space for

description of "spotting." Clement Bowers used "blotch" for an area of solid color and "spotting" (or occasionally "dots") for an area of broken color; David Leach refers to "spots," and Dr. D. F. Chamberlain uses "flecks." [3]

Because areas of solid color and areas of broken color are found in azaleas, sometimes on the same flower, I believe that descriptions would benefit from using "blotch" and "spotting" to clearly delineate what is an important diagnostic characteristic for distinguishing cultivars. (In Galle's *Azaleas*, plate 33, the illustrated Knap Hill azaleas appear to have essentially solid areas of color that should be described as "blotch"; in contrast, the Glenn Dale azaleas illustrated on plate 82 show the typical broken color that should be described as "spotting.") This usage offers the advantage of clear delineation of what is an important diagnostic characteristic for distinguishing cultivars.

You Said "Pink"? En Garde!

With some trepidation, I turn to a subject that seems to cause more than its just share of misunderstanding — color, color charts, and color-name systems. As I have stated before, it is ironic that description of colors for hybrid azalea cultivars, usually accomplished by nurserymen or amateur horticulturists, is a more difficult and challenging task than the description of colors of natural taxa by professional botanists. Not only are there far more hybrid cultivars than natural species and varieties, but the number of colors that the horticulturist must distinguish is much greater. Available color charts and color-name systems, however, cannot fully represent the fine differentiation of color perceived by the normal human eye; they thus represent imperfect compromises. Much unnecessary controversy concerning color and color names arises from a failure to take these considerations into account; much also arises from a failure to acquire some knowledge of color systems. And mischief is inevitable when published materials — as some unfortunately do — contain erroneous statements relating to color and color-name systems.

Dealing with descriptors of color, whether in preparing or interpreting a description, requires some grounding in color concepts and awareness (and avoidance) of pitfalls such as attempting color evaluation and naming with the ISCC-NBS Centroid Color Charts. [4] The reader who is engaged in color evaluation for registration descriptions, catalog listings, articles, or lectures — or merely interested in the subject — will find an introduction to the subject of color and color-name systems in "Communicating Perceptions of Color," *The Azalean*, Vol. 7, No. 4, December 1985, pp. 69-77. Somewhat more technical is a pamphlet written for use of horticulturists by Dr. Robert D. Huse, and Kenneth L. Kelly, "A Contribution Toward Standardization of Color Names in Horticulture," published by the American Rhododendron Society in 1984. In the latter, the Editor's Appendix (pp. 37-42) covers a number of points that will enhance understanding of the origin of color names in the Inter-Society Color Council — National Bureau of Standards

(ISCC-NBS) Method of Designating Colors. It will also help the reader understand why the frailties of the NBS Centroid Color Chart do *not* undermine the validity of the ISCC-NBS color-name system.

Until the reader has had a chance to study the color problem, he would be well advised to treat it gingerly; even when an amateur (such as this author) has spent some time studying color basics, traps abound. "Common sense" approaches can be misleading in interpreting a highly structured color-name system. For example, one speaker at Rehoboth took issue with the published description of an azalea color as "pale-light pink," commenting that such usage is internally contradictory — after all, he said convincingly: "Pale is lighter than light." At best, use of the "pale-light" modifier resulted in ambiguity. It might have been intended to mean that the flower color ranges between pale Pink and light Pink, or lies on the borderline between those colors. Clearly, a more explicit description using standardized color names should have been used. But the commentator was wrong in his characterization of the difference between "pale" and "light." "Lighter than" suggests a difference in Value (the color attribute of lightness or darkness); but in the ISCC-NBS color-name system "pale" refers to lower Chroma (intensity of color) than does "light." Thus, pale Pink has about the same degree of lightness as light Pink, but the pale Pink is a grayer color (see Scheme of Modifiers, Figure 3 in "Communicating Perceptions of Color," cited above).

One of the fall 1987 television contributions to our cultural heritage is a series called "Werewolf," wherein a misunderstood teenager (the hero) periodically turns into a vicious werewolf to fight injustice; he is pursued by a bounty hunter (the villain) intent on ending the communal threat by shooting our hero with a silver bullet. Would that a silver bullet could end the notion that the ISCC-NBS color-name system is congruent with the NBS Centroid Color Charts. The ISCC-NBS Method of Designating Colors is a color-name system that divides a systematic arrangement of all the colors (according to Hue, Value, and Chroma) into color-name blocks with boundaries specified in terms of Munsell notation. Each block is identified by a name that conveys information about the Hue, Value, and Chroma — not as precisely as the more complicated, numerically oriented Munsell notation, but in a way that readily enables the user to visualize the position of the subject color in the color solid.

The ISCC-NBS color-name system accomplishes verbal description of color better than other color-name systems (some people may continue to prefer "Laelia Pink," "Rhodonite Pink," or "Vinoso-Lividus"); but I will maintain that "dark purplish Pink" is a superior way to communicate an impression of that color). The NBS Centroid Color Charts were an attempt to provide a visual representation of the color at the center of each of the 267 color-name blocks. The centroid charts unfortunately have certain technical deficiencies and are *not* appropriate for use in determining ISCC-NBS color

names for flower colors. (Some of the deficiencies are spelled out in the Editor's Appendix to the Huse and Kelly pamphlet cited above.) The essential point is that the problems associated with the centroid charts in no way affect the validity and usefulness of the ISCC-NBS color-name system.

The goal of better cultivar descriptions and communication of color perceptions would be enhanced by conformity, insofar as possible, to a single color-name system. In *Azaleas*, Fred Galle has made an outstanding contribution toward putting us all on common ground in color description by using the ISCC-NBS color-name system.¹ It would be well if those dealing with color in cultivar descriptions were to bite the bullet and adapt to that system. The intrusion of personal preferences only leads to confusion. Any system of color names is arbitrary to some degree; but consider the expertise of those who shaped the ISCC-NBS system. The system of names and the color-block boundaries were worked out over many years of study by representatives of 20 organizations such as the American Association of Textile Chemists and Colorists, American Ceramic Society, American Psychological Association, National Association of Printing Ink Makers, Society of Industrial Designers, and the Textile Color Card Association.

The word "Pink" — particularly in the combination "yellowish Pink" — seems to cause the most heated reactions from those who would prefer to use terms from other systems (perhaps "Ochraceous-Buff," "Persicinus," or "Roucou"). But once it is understood that "Pink," used with various modifiers, refers to relatively high-Value colors (light tints) of Purple, reddish Purple, purplish Red, Red, and reddish Orange — and recalling that Orange is an admixture of Red and Yellow — the logic of "yellowish Pink" becomes clear. A basic understanding of the ISCC-NBS system of hues and modifiers should quench the heated reactions much as a cool draught of — recalling Rehoboth — "Adam's ale" can soothe an overexposure to cayenne.

Help To Advance Knowledge of Azaleas

Clearly it will be to the advantage of all who write and use flower descriptions if ambiguities and misunderstandings can be resolved. In pursuit of that goal, it is

¹Unfortunately, the tabulation on pp. 41-2 in the first edition of Galle's *Azaleas* contains errors. The color-name block listed as "Strong Red 35" should be designated "strong reddish Orange 35"; "Strong Yellow 82" is "Vivid Yellow 82"; "Moderate Pink 223" is "moderate Purple 223"; "Strong Purplish Pink 255" is "strong purplish Red 255"; "Vivid Purplish Pink 254" is "vivid purplish Red 254"; and many of the synonymous names are misspelled or miscopied — for example, under "Strong Reddish Purple 237," "dull dark red" is "dull dark purple."

incumbent on Society members to observe and record peculiarities and aberrations in the characteristics and behavior of our leafy charges, to subject hypotheses to testing, and to communicate findings to the membership through participation in meetings and submissions to *The Azalean*. When puzzles emerge that defy individual competence — as often they do — enlist the aid of other members. In such a way, we can advance our collective knowledge and perhaps unlock some of the mysteries that draw us to the study and enjoyment of azaleas.

The kind of problem that can usefully be addressed is illustrated by a minor mystery that was mentioned at Rehoboth: a vegetatively propagated plant that has yellowish Pink flowers instead of the purplish Pink flowers of the original plant. This reported anomaly raises the question of the extent to which the observed difference is inherent in the propagated plant, is a result of variations in viewing conditions (including the quality of incident light), or is in some way affected by cultural conditions. This type of problem is susceptible to study by the amateur: the available evidence can be verified and alternative hypotheses explaining the phenomenon can be tested by individual growers or as a chapter project.

As I came to the end of these reflections, the November 1987 issue of *Natural History* arrived, and I read "Williams Jennings Bryan's Last Campaign" by Harvard biologist Stephen Jay Gould. At the end of the article, Gould quotes from a pre-World War I book by Stanford professor Vernon L. Kellogg. The excerpt seems to be a perfect complement to the thrust of Mal Clark's opening remarks at Rehoboth, in which he encouraged the recording and sharing of more informative and useful descriptions of azaleas, their peculiarities, and their performance:

We are ignorant, terribly, immensely ignorant. And our work is, to learn. To observe, to experiment, to tabulate, to induce, to deduce. Biology was never a clearer or more inviting field for fascinating, joyful, hopeful work.

(*Darwinism Today* 1907)

References:

- [1] Lee, Frederic P., *The Azalea Book*, Princeton, NJ: D. Van Nostrand Company, Inc., 1958. p. 67 and Plate 18.
- [2] Galle, Fred C., *Azaleas*, Portland, OR: Timber Press, 1985. pp. 35-6.
- [3] Bowers, Clement G., *Rhododendrons and Azaleas*, Second Edition, New York: The Macmillan Company, 1960; Leach, David G., *Rhododendrons of the World* New York: Charles Scribner's Sons, 1961; Chamberlain, D. F., "A Revision of *Rhododendron*: II. Subgenus *Hymenanthes*," in *Notes from the Royal Botanic Garden Edinburgh*, Vol. XXXIX, No. 2, 1982.
- [4] National Bureau of Standards, "ISCC-NBS Color-Name Charts Illustrated with Centroid Colors," Supplement to NBS Circular 553, n.d.

Azalea Classic

THE BEATTIE AZALEA INTRODUCTIONS

attributed to Benjamin Y. Morrison
Glenn Dale, Maryland

While on official travel in Japan, Mr. R. Kent Beattie collected cutting material of various azaleas, the listing of which appears in Inventories Nos. 93 (October-December, 1927), 95 (April-June, 1928), and 98 (January-March, 1929).

All of the material of strictly deciduous clones failed, but from their names and appearance they were probably only clonal lines of *Rhododendron japonicum*.

The balance of the collection was propagated only to a small extent until some evaluation could be made. The entire lot, however, was given to Mr. H. E. Allanson, the only person who ever received it in its entirety. The complete collection was not maintained at Glenn Dale, Maryland, which is now (1948) very much regretted from the historical, not horticultural, point of view. The following notes with some field observations led to the propagation of the following clones which were sent out to commercial nurseries in 1933, 1934, and 1935.

The following notes represent in the first paragraph the descriptions made by Mr. H. A. Gunning, then in charge at the U. S. Plant Introduction Garden, Glenn Dale, Maryland. The second paragraph is comment by B. Y. Morrison.

77064 'Kirin'. This plant is quite different from the other of the same number. Hose-in-hose. Funnel shape, symmetrical and beautifully tinted corolla. Stamens 5, stigma pink to red. Deep Rose Pink, Ridgway, no spots. Other plant, stamens 8. Stigma greenish white, medium to small flowers. Slightly darker than Light Pinkish Lilac, Ridgway. 1/25/29.

The first description is approximately correct for 'Kirin' as formerly introduced into this country in all details except the number of stamens which seems dubious to BYM. I have no record of stamen number on 'Kirin' from other sources. This is an excellent standard Kurume variety.

77065 'Hana-no-seki'. Pale Amparo Purple with somewhat darker purple spots on the upper corolla lobes; corolla lobes divided to base; calyx lobes quite long and pointed. Flowers in clusters of 3-4, almost two inches across. Stamens 5 but without anthers. Stigma pink.

This appears to be a not very important clone of *Rhododendron linearifolium*. We have had some such forms from seed, and seedlings from this type produced a wide range of variants, some of them identical with *R. linearifolium macrosepalum*. This species and its forms have not been used in any breeding work at Glenn Dale.

77066 'Misu-no-uchi'. Stamens 5; stigma green, spots few and inconspicuous, medium sized flower, funnel form. Foliage good with appearance of hardness. Throat white blending to Phlox Purple (Ridgway). 9/18/29.

Neither showy nor beautiful to this reporter. The blooming dates in all these notes show that the notes were made in the greenhouse from cutting-grown plants. All Kurume varieties here bloom in April.

77067. 'Shosho-beni'. Five fully developed stamens, 2 or 3 additional, partly developed stamens. Style pink. Spots very faint. Hose-in-hose. Apparently a very heavy flowering number. Good Alizarine Pink. 3/21/29.

I find no notes in my records and did not use this clone.

77070. 'Miyaki-shibori'. Flowers white, generally spotted and striped with pink, in clusters of 2-4; sepals long ovate. Corolla 1¼-1½" across, broadly funnel-form. Stamens 5, anthers yellow, stigma greenish yellow. Leaves very dark green, paler beneath, 1-1¼" long, about ½" broad. Very short hairs above, nearly smooth.

This clone was not used.

77071. 'Akebono-ryukyu'. Flowers 6 petals about 3 inches across. Margins of corolla and veins tinted with purple. White base color. Brown spots faint. Flowers terminal and usually in clusters of 3. Stigma pink, stamens 10. Anthers brown. Pistil longer than stamens and about length of corolla. Flowers broadly funnel form. Leaves typical *mucronatum*, quite hairy.

This is a type of coloration found in seedlings of *R. mucronatum* from material sent in by Dorsett, collected in Botanic Garden, Seoul, Korea. It is also the type of coloring of *R. mucronatum* v. *amethystinum*, but this latter has narrow corolla lobes and flowers earlier than the type. The clone gave some good large-flowered hybrids, but not of unusual coloring.

77072. 'Mikawa murasaki'. Stamens 8, stigma pink. Spots few, not conspicuous. Mallow Purple (Ridgway). 2/5/29. Beautiful clear color. Flowers very regular and good (Bell Nos. 10117 and 11076).

Murasaki is the Japanese word for "purple"; Mikawa is a regional name. I have tried to compare this with Wilson's *R. obtusum* var. *Kaempferi* f. *mikawanum* but cannot find good agreement. It seems to me to be a variant of *R. mucronatum* and possibly belongs to *R. mucronatum* v. *ripense* Wils., living material of which we have never seen, No. 78542, sent in from Japan in 1929, proved to be hybrid seed that produced a wide range of colors, larger flowers than *R. mucronatum* and complete tenderness. This clone is Mallow Purple flushed Phlox Purple.

77073. 'Shikizaki Murasaki'. Flowers Old Rose (Ridgway) heavily blotched upper lobe. Clusters of 2-4, sepals very regular, rounded to oblong. Corolla 1½"

across, funnel form. Stamens 5. Stigma pink, anthers brownish yellow; leaves light green, slightly paler beneath, 1-1½" long, ½-¾" broad, very slightly tomentose. 12/2/29.

Apparently a color variant of *R. mucronatum* but not necessarily a hybrid in my opinion, in spite of the 5 stamens. Not an important clone as the color is dull.

77074. 'Ryukyu'. Stamens 10, stigma white. A very large pure white flower very much like "indica alba" of trade.

The word "ryukyu" is an incorrect transliteration of Liukyu¹, the islands where *R. mucronatum* is commonly endemic. This happens to be an excellent clone with better bush habit and more abundant foliage than most, if grown in moist soil. In dry soil, it will shed leaves promptly and look like the rest. It is highly fertile to a wide variety of pollens, but its pollen is not so fertile as most others, particularly the colored variants of *R. mucronatum*.

77075. 'Hatsu-nami'. Stamens gone. Stigma red. Spots many but not conspicuous. Slightly lighter than Rose Color (Ridgway). 3/10/29.

No notes on this one and no recollection.

77076. 'Azuma-shibori'. Stamens 5. Stigma water green. Hose-in-hose. Pure white. medium size. This appears to be very good. 2/21/29.

This to all practical purposes is 'Snow'. Excellent plant itself and a useful parent.

77077. 'Kocho-no-kawa'. Stamens 7, stigma pink; large flower, lobes nearly equal. Spots not conspicuous, very slightly darker than Spinel Pink (Ridgway). 1/23/29.

No data on this. The note of 7 stamens would suggest that it had more than Kurume blood.

77078. 'Kan tsutsuji'. Flowers Old Rose (Ridgway). Heavily blotched upper lobe. In clusters of 2-4. Sepals very regular. Corolla 1½" across, funnel form. Stamens 5. Stigma pink, anthers brownish yellow. Leaves light green, lighter beneath, slightly hairy. (This plant is very similar to 77073 ('Shikizaki Murasaki') in flowers, foliage and habit). 12/2/29.

The word "tsutsuji" means 'azalea'. No notes.

77079. 'Fuji Murasaki'. Flowers, white base with tips and veins of each lobe tinted with purplish lilac. Clusters of 2-4. Corolla 2-3" across. Stamens 10. Stigma white, anthers and stamens deep purplish lilac. Leaves very hairy both above and beneath, apparently deciduous, ¾-1" long, slightly darker above.

Compare notes for 77071 ('Akebono ryukyu'). "Fuji" means wisteria; "murasaki" equals purple. Probably another *R. mucronatum* clone.

77080. 'Wasegiri'. Stamens 5. Stigma white. Flowers small, poor shape — irregular, some spots but not very conspicuous. Strawberry Pink (Ridgway). 3/10/29. Abundant flowering, yellow tint to flowers.

¹NOTE: The following comments in reference to 77074, 'Ryukyu', appear adjacent to the description in the left hand margin of the manuscript. [Editor] "This is possibly miss-spelled and should be O-Riukiu, large Liukiu azalea." Riukiu is a syn. for *R. scabrum*."

No data. Strawberry Pink of Ridgway is one of the series of pinks that tend towards salmon, implying yellow.

77081. 'Ao-umi'. Stamens 5, stigma white, inserted deeply, deeply funnel form. Has partially developed sixth petal. Color pure white with greenish yellow throat. No spots. 5/14/29.

No data. Not used.

77082. 'Tarasa'. Flowers Rosolane Purple to Magenta (Ridgway) in clusters of 2-3. Blotching conspicuous, flowers funnel formed about 1½" across. Stamens 8, anthers brown. Pollen abundant, stigma Pink. Foliage, slightly hairy. 1/15/30.

No data. Again apparently a derivative of *R. mucronatum*.

77083. 'Mikawa Murasaki'. Stamens 6. Stigmas greatly exerted, pink. Funnel form, very symmetrical, no spots, very good shape. Color: Light Rosolane Purple to Magenta (Ridgway). 5/14/29.

This does not entirely agree with 77072 (same name) but the variation in color is not significant. The note of 6 stamens is not significant. In all forms that have more than 5 stamens, variation in number is allowable up to 10.

77084. 'Kara nishiki'. Stamens and stigma all deformed, unable to count. Pure white. Very trumpet shaped, a very good white. This is very much like 77131-9.

BYM's note at that time, a form of *R. mucronatum* G. Don. No dates. There must be some error in referring to 77131 as that clone, 'Sin-Shoren', is not white. The word "nishiki" means "brocade" and usually is given to flowers with stripes.

77085. 'Shiro Ryukyu'. Flowers white without markings of any kind. So far all flowers have been single. Petals somewhat crinkled at margins. Corolla about 1¾-2" across. Stamens 10. Anthers brownish yellow, filament white. Stigma green, style white. Foliage, oblong-ovoid, wooly, sticky, resembles "indica alba", about 1-1¾" long. 1/15/30.

"Shiro" means white, a redundant term unless the Japanese recognized that the Liukiu azalea was lavender.

77086. 'Ogi-hasane'. Stamens 8. Stigma green. Heavily spotted, conspicuous. Hose-in-hose. Deep funnel form. Very good. Very light pink throat with edges of corolla Rose Pink (Ridgway), spots Deep Rose Pink. 3/10/29.

BYM's notes agree except color, "Hermosa Pink flushed deeper, dots reddish." Very perfect hose-in-hose form. No note of 8 stamens which seems doubtful. Flower almost an inch across. Not a useful parent in the combinations tried.

77087. 'Satsuki'. 5 stamens, stigma pink, petals rounded, very symmetrical flower, large. Blotching conspicuous. Thulite Pink. 1/29/29.

A perfectly typical form of *R. indicum* (Azalea macrantha). Useful pollen parent.²

77088. 'Karenka'. 5 fully developed stamens and 3-5 partially developed stamens. Stigma pink. Am numbering this as 10203A. Foliage seems quite different from that of rest of number. Is a very good flower, strong, with spike of 5 fully opened flowers. Deep Rose Pink (Ridgway). 2/10/29.

BYM's 1940 notes show no reference to stamens. A smallish ($\frac{5}{8}$ "") flower, Rose Color, duplicate of 'Sunstar'.

77089. 'Ko-asobi'.

No notes.

77090. 'Murasame'. Flowers Mallow Pink to Light Mallow Purple. Blotching very inconspicuous and pale. Flowers 1-3 in a cluster. Corolla about 2" across, very smooth and symmetrical. Stamens 10. Anthers dark brown, stigma pink, abundance of pollen. Foliage, very sticky and hairy.

No data. Obviously *R. mucronatum* form.

77091. 'Gibiyama'. Stamens 8, stigma green. Flowers small. Blotching not conspicuous, very light. Pale Amparo Purple to Phlox Purple (Ridgway). 1/29/29.

No data. Not much used in crossing and no selections from any of its progeny.

77092. 'Fuji-botan'. Flowers Light Phlox Purple (Ridgway). Blotching not conspicuous. Clusters of 2-6. Corolla 1¼" across. Stamens 5, stigma white, anthers brown. Leaves vary greatly, largest about 1½ x $\frac{7}{8}$ ", smallest ½-1" x ¼-½". Dark green with short hairs above — light green and smooth below. 12/2/29.

"Purple Peony". This is a misnamed clone? All the "botan" series known about are doubles. *R. mucronatum* variant.

77093. 'Tama-no-midori'. Stamens 5, stigma green-white. Funnel form, no spots, star-shaped, small flower. Deep Rose Pink (Ridgway), small, about 1" across, sepals (probably mistake for corolla lobe) pointed, flowers in clusters of 2-4. Leaves dark green above and lighter below, very short hairs above, 1½" long, $\frac{3}{4}$ " broad. 12/2/29.

77094. 'Osakazuki'. Stamens 5, stigma red. Large flowers, spot conspicuous, funnel form, very symmetrical, corolla very even and good. Deep Rose Pink (Ridgway). Very large anthers. 3/21/29. Small leaf with appearance of hardness, flowering again 4/10/29 to 5/6/29.

It is difficult to know if this is merely a variant of *R. indicum* or has other blood. Am inclined to former view. Excellent plant and useful parent.

77095. 'Omurasaki'. 5 fully developed stamens and usually 1-4 partially developed. Stigma pink, spots, but not particularly conspicuous. Large flowers, good. Light Rosolane Purple to Rosolane Purple (Ridgway). 2/20/29.

This is the typical clone of *Rhododendron phoeniceum* long in trade here, sometimes not quite hardy while young, but, once established, excellent. Stamens

up to 10 with filaments of unequal lengths. Very fine flower of not too interesting color.

77096. 'Yozakura'. Stamens 5, stigma green. Spots conspicuous but not many. Slightly reflexed edges of petals. Flowers large funnel form, very good. Rose Purple (Ridgway). 2/8/29.

This is undoubtedly a hybrid from *R. indicum* and in many ways resembles some of the clones introduced much later from the Chugai Nursery. Slow growing, not always hardy as a small plant but, once established, shows no injury. Leaves rather small, shining dark green, flowers to 2¾" across, heavy substance, wide open faces, very clear lilac pink with a few dull crimson dots on each side at base of upper lobe. Good parent, fertile both ways.

77097. 'Iro-asobi'. Stamens 8, stigma green. Spots but not conspicuous. Very large flowers and good. Light Rosolane Purple (Ridgway). 2/8/29.

No data. Do not recall having seen. Could belong to either *R. mucronatum* or more probably *R. phoeniceum*.

77098. 'Asahi'. Stamens 5, pink. Pistil pink, exerted; stamens length of corolla. No spots. Deep Rose Pink (Ridgway).

No data, BYM, 1929. A Kurume clone. Not much used and apparently only two selections made, 27406 and 35316, but have no notes on either.

77099. 'Kurai-no-himo'. Stamens 5 (also 6), stigma pink, no spots, solid color; starry lobes, medium-sized flower. Tyrian Rose to Rose Red (Ridgway). 1/12/29.

Apparently no notes taken. Not much used. Three selections at National Arboretum in which it was used: 35200, 201, and 202.

77100. 'Yae-shojo'. Stamens 5, stigma red, no spots, hose-in-hose. About Scarlet red (Ridgway). 2/7/29. Flowers medium, considered very good.

A Kurume clone, no notes. Although used for its color and some 11 selections were made, no notes have been taken on any, save two that were brownish reds, 27438 and 27439.

77101. 'Hinode'. Stamens 5. Stigma generally white. Rose Color or slightly lighter (Ridgway). 1/31/29. Very much like 77106 ('Hana-asobi') but slightly smaller flowers.

A Kurume clone. This is *not* 'Hinodegiri'. Not important.

77102. 'Kagaribi'. Dragon's Blood Red (Ridgway). Stamens 5; stigma red. Very heavily blotched, very good flower. 2/2/29?

Color excellent, rather small-flowered Kurume type. The true clone is not blotched. Very useful parent for transmitting red color.

77103. 'Shirataki'. Flowers white with very small pink splotches on sepals. In clusters of 2-4, sepals oblong ovate; corolla broadly funnel form from 1½ inches across. Stamens 5; stigma green; anthers orange. Leaves probably evergreen 1-1¼" long, dark green, pale below, hairy on margins and upper surface.

²Editor's Note: This was subsequently named 'Oh My' by George W. Harding of Germantown, Maryland.

No notes but in above description corolla lobes should be substituted for sepals in first sentence.

77104. 'Satsuki'. Stamens 5, stigma pink, anthers large. Spots conspicuous, large, many. Excellent foliage. Spinel Pink (Ridgway). Very good. 9/18/29.

A very good form of *R. indicum* (*Azalea macrantha*).

77105. 'Satsuki'. Stamens 5-6. Stigma pink. Moderate-sized flowers. Lobes equal or nearly so. Very good shape, no blotching. Slightly darker than Rose Color, but not as dark as Rose Red (Ridgway). This form is very similar to 77099 ('Kurai-no-himo').

R. indicum clone.

77106. 'Hana-asobi'. Stamens 5; stigma pink and white. Spots but not conspicuous. Rose Color or slightly lighter (Ridgway) 1/31/29. Good looking foliage.

No notes. Apparently not used. Kurume.

77107. 'Tama-no-ito'. Stamens 5; stigma pink, spots few and not conspicuous. Funnel form, good flower. Light Rosolane Purple (Ridgway) 3/22/29. Very good foliage, looks hardy. Flowering some on 4/16/29.

No notes. Not used. Kurume.

77108. 'Momo-zono'. Flowers Deep Rose Pink (Ridgway). Blotching very conspicuous. Clusters of 2-4. Corolla 3" across, stamens 5, stigma pink. Anthers dark brown and winged. Leaves small $\frac{3}{4}$ - $1\frac{1}{4}$ " long and $\frac{1}{2}$ " wide. Dark green above with very short light hairs, lower surface some lighter in color, very good foliage. Note. Has a very leggy habit of growth, shooting up 12-14" in pots. 12/2/29. Very like Satsuki.

A Kurume clone. Transmits good clear color and blotch in fair proportions.

77108. _____ Same type of flower as 77114 ('Kyu-miyagimo'), leaves more rounded, possibly only difference. 1/4/29. Deep Rose Pink to Rose Color (Ridgway). Hose-in-hose.

1940 note. This stock is perhaps untrue and should be 77114 or reverse? Probably this plant is merely a rogue.

77109. 'Ranayoku'. No notes, either Gunning or Morrison.

77110. 'Tsuta-momiji'. Stamens 6 (1 flower only). Stigma pink. Spots few and inconspicuous. Very flat symmetrical flower. Hose-in-hose, good. Strawberry Pink (Ridgway) 2/21/29.

No notes.

77111. 'Ima-shojo'. Stamens 5. Stigma red, spots but not very conspicuous. Hose-in-hose, small flowers. Rose Red (Ridgway) 2/8/29. Excellent hardy-looking foliage.

No notes.

77112. 'Ho-oden'. Cameo Pink (Ridgway) with tips of petals white. Throat approaching Thulite Pink (Ridgway). Stamens 5, stigma pink but deformed. Pollen apparently good. Very good. 1/12/29.

This is a hose-in-hose clone with 2" flowers. Suggests a Kurume x "indica" or better reverse. The ovary is swollen and the style often split. Seed sterile but

pollen fertile. Progeny frequently show same sterility.

77113. 'Beni-Kirishima'. No stamens or stigma. Between Old Rose and Eugenia Red (Ridgway). Spots not conspicuous. Large flower. Very good. 1/7/29.

This is a fine, very double, very late red form of *R. indicum*. Completely sterile. Sunburns badly in open; flowers poorly in deep shade!

77114. 'Kyu-miyagimo'. Intense rose, hose-in-hose, some spots, pointed lobes, poor pollen. 1/4/29. Deep Rose Pink and Rose Color (Ridgway). 1/12/29.

Drawing (1940) shows very regular hose-in-hose, but with the petaloid sepals much smaller than corolla lobes. Although note states that pollen is poor, at least one excellent cross came from its pollen. Not a clone, however, that needs commercial pushing; typical Kurume.

77115. 'Sakura Kagami'. Pure white, slightly Rose tipped petals. 1/23/29. Stamens 5, stigma pink.

No notes.

77116. 'Kagasane'. Stamens 5, stigma green, hose-in-hose. Very small flower. Few spots, not conspicuous. Deep Rose Pink to Rose Color (Ridgway). 2/21/29. Very good-looking, hardy foliage. 2/21/29.

Foliage is the Kurume type that approaches *amoena* rather than 'Pink Pearl' in size and character.

77117. 'Shiro-satsuki'. Stamens 5. Stigma white. Very large perfect flower. Pure white. 10/10/29.

No remembrance of having seen this. It was not the other common white "macrantha", 'Hakatashiro'.

77118. 'Kyo-no-tsumibana'. 'Hinode-giri' type, no spots, 8 stamens. Stigma red. 1/4/29. Rose Color to Rose Red (Ridgway).

Small flower, single, $\frac{5}{8}$ " diameter, Rose Red to Tyrian Red. Not an important Kurume clone.

77119. 'Yatsuhashi'. Stamens 5. Style pink, stigma green. Blotching not conspicuous. Small flowers. Deep Rose Pink to Rose Color (Ridgway). 1/31/29. Good, hardy-looking foliage.

No data. Kurume type.

77120. 'Kumogiri'. Stamens 5, stigma green. Very similar to P.I.³

77123l 'Kumono-ue', but slightly smaller. Coral Pink (Ridgway), spots conspicuous but not numerous. 2/7/29.

No data. Kurume type.

77121. 'Aya-no-kamuri'. Deep Rose Pink to Rose Color (Ridgway). Stamens 5, stigma pink; no blotching, lobes nearly equal but with peculiar twist. 1/31/29.

No data. Kurume type.

77122. 'Usuyo'. Mauvette to Lilac (Ridgway). Stamens 8, stigma red. Spots not extremely conspicuous. 2" across.

'Usuyo' is assigned by Wilson to *R. linearifolium* but without saying whether or not he considered it a hybrid,

³Editor's note: This was left incomplete.

presumably not since most hybrids are treated elsewhere in the book. The plant, as it grows for me, does not suggest *R. linearifolium* in any way at all, and it may be that this particular clone is a garden hybrid. It most resembles some early seedlings from *R. mucronatum* x *R. kaempferi*. In any case it is not a particularly decorative clone, although very floriferous. About 3 feet, quite spreading, leaves heavier than those of *R. mucronatum*, darker and less hairy.

77123. 'Kumono-ue'. 5 stamens, stigma green. Coral Pink (Ridgway) spots conspicuous. Good flower. 2/7/29.

Not much used but three preliminary selections were made (32560-562) with "macrantha" type; its pollen on *R. phoeniceum* gave trash; not worth further study.

77124. 'Momiji-gasane'. Stamens 5, stigma pink, included few spots, not conspicuous, hose-in-hose, very good. Geranium Pink (Ridgway).

This is an excellent Kurume clone, but not so outstanding as to warrant special propagation. 'Maple-umbrella'.

77125. 'Ho-korobi'. Stamens 5. Stigma green. Flowers small, white, slightly tipped pink; spots fairly conspicuous but small. Very funnel form. 2/2/29.

Above description is very good. The flowers are scarcely a half inch across and from a distance carry as a creamy white, quite distinct from green-whites such as 'Snow'. Of no special use save in landscape plantings to accentuate size of larger flowers in other clones.

77126. 'Hino-hakama'. Stamens 5. stigma pink, spots few and not conspicuous. Medium-sized flower, Old Rose to Eugenia Red (Ridgway). 9/18/29.

Kurume clone. Not important. "Old Rose and Eugenia Red" are slightly neutralized or dulled hues.

77127. 'Ko-murasaki'. Stamens 5, stigma pink. Flowers medium, no spots. Lobes nearly equal. Light Rosoline Purple or slightly darker (Ridgway). 1/31/29. 1¼" diameter.

Ko equals small, murasaki, purple. Not an important Kurume clone, but good color of its type and very floriferous.

77128. 'Beni-kirishima'. Stamens 5, stigma pink; funnel form. Rose Color to Rose Red (Ridgway). 7/28/29.

Drawing shows typical Kurume and it may be recalled that Kurume azaleas were sometimes (?) called Kirishima azaleas. Beni means red (of the cerise red type). This must not be confused with the double red 'macrantha' of same name (See No. 77113).

77129. 'Sakuro-tsukasa'. Flowers Rose Pink to Deep Rose Pink (Ridgway). Single. Quite tubulate funnel form. Stamens 5, stigma exerted. Leaves small, dark green; good flower, floriferous. 1/13/29.

Not an important Kurume clone.

77130. 'Warai-gao'. Stamens 5, stigma pink. Stamens same length as corolla, pistil somewhat exerted. Hose-in-hose. Medium size, but very good. (¾") Funnel form,

very symmetrical, no spots. Deep Rose Pink (Ridgway). 2/11/29.

Very nice Kurume, but not really needed if judged on commercial basis.

77131. 'Sui-shoren'. Much like 'Hinode-giri' with a shade of pink in it.

No notes.

77132. 'Warai-gishi'. Large flowers, 8 (?) stamens which have become corolla-like in shape; makes the appearance of a hose-in-hose flower. Stigma pink. Deep Rose Pink (Ridgway). Spots numerous but not very conspicuous. 3/22/29. Late flowers. Show definite hose-in-hose tendency with more uniformity of petals. Very good flower. 4/16/29.

This is not a hose-in-hose flower as calyx is perfect. It shows all degrees of doubling, from transformation of the stamens, simultaneously on same plant, including stamens with petal-like appendages and others in which a portion of the anther is left on the margin of the petal tissue. Pistil is perfect and ovules fertile, as is pollen. No explanation can be offered for extra stamens, as plant behaves like a pure "macrantha" clone in crosses.

77133. 'Ko-tsubo'. Stamens 5. Stigma pink, long. Funnel form, very small flowers, and not a heavy flowering type apparently. Slight blotching but inconspicuous. Rose Color (Ridgway). 2/21/29. Very hardy-looking foliage.

No data, Kurume clone. Ko equals small.

77134. 'Futami-akebuno'. Stamens 5. Stigma pink. Spots medium, conspicuous. Funnel form, very good shape. Deep Rose Pink (Ridgway). 2/21/29.

No data, Kurume clone.

77135. 'Oi-no-megame'. Like 77108 ('Momo-zono') but single. Deep Rose Pink to Rose Color (Ridgway).

According to my notes (1940) this is in trade in this country under the name of 'Daybreak'.

77136. 'Kocho-no-mai'. Stamens 5. Stigma white, no spots. Very poor shaped flower, small. Light Phlox Purple with lighter purple throat. 2/8/29.

No data, Kurume clone.

77137. 'Koraini'. Rose Color (Ridgway). Stamens 8-10, stigma pink (Rose), moderate-size flower, lobes nearly equal, extreme funnel form. Blotched with dark red, blotches fairly conspicuous. 1/23/29.

Used only in one cross that gave poor seedlings from which only three were set aside for preliminary observation.

77138. 'Hatsushimo'. Stamens 8-10. Stigma pink. Spots very conspicuous, beautiful pink with wide margin of white around each petal. This is very good. Hermosa Pink (Ridgway).

This has proven to be one of the best Beattie introductions. It is apparently a garden hybrid and from our later work suggests a bud sport from a hybrid in which *R. mucronatum* figured. Grows to 7-8 feet in semi-shade.

Does very well around Wilmington, North Carolina (Orton Plantation).

77139. 'Ko-shikibu'. White base with tips and margins of petals pale pink. Stamens 5; stigmas white; spots not very conspicuous. Hose-in-hose, funnel form. Ground color white, tipped with Phlox Pink. 9/18/29. Very good. No data. Kurume clone.

77140. 'Higashi yama'.
No data. Kurume clone.

77141. 'Shishu'. Flowers Light Mallow Purple to Mallow Purple (Ridgway). Peculiarly constructed flower in which the stamens have apparently turned into corolla. Stigma also shows much deformity, sparse flowering. Leaves wooly, oblong-ovoid. 1/15/30.

Apparently a true and complete double, purple form of *R. mucronatum*. Not identical with the clone in trade under the name of 'Fuji-manyo'. Not free-flowering.

77142. 'Koromo-shikibu'. Stamens 5, stigma green; white with corolla tipped with pinkish purple, very flat flower, good but small ($\frac{3}{4}$ "). 3/22/29.

No data.

77143. 'Surisumi'. 5 stamens, a decided lavender pink, white throat, not many spots. Stigma white. 1/4/29. Flowers: Light Phlox Purple somewhat more solid color than PI No. 77136 ('Kocho-no-mai') but with not as much lightening in the throat (Ridgway). 1/12/29.

Except for minor differences, this appears to be identical with clone in commerce here under name of 'Lavender Queen'. BYM is not certain that this is a pure Kurume clone.

77144. 'Miyagino'. Some question that this stock was not mixed stock. Mr. Gunning submitted the two following paragraphs:

Rose Color (Ridgway). Stamens irregular 3-8. Stigma pink. Hose-in-hose tendency but not good. Spots not very conspicuous, good color and flower (L $\frac{1}{2}$ ").

Deep Rose Pink to Tyrian Pink (Ridgway). Stamens 5. Stigma deformed but will probably function. Hose-in-hose, flower medium size, good. 1/30/29.

From later experience, it might well be that these variants might occur on the same clone. Probably 5 is the correct stamen number, but it is possible that it is not a pure Kurume clone.

77145. 'Satsuki'.

77146. Stamens 5; stigma pink, star shape, large flower. Good. Deep Rose Pink (Ridgway). 2/2/29. Blotched, but not conspicuously.

Drawing shows a rounded flower that suggests a clone of *R. indicum*.

Retrieved by William C. Miller III from the files at the U.S.D.A. Plant Introduction Station, Glenn Dale, Maryland, and probably written near the conclusion of Ben Morrison's 14-year tenure as Chief of the Division of Plant Exploration and Introduction at the Glenn Dale station. The document in the file at Glenn Dale is a carbon copy of the original and does not contain the name of the author. We asked Dr. John L. Creech if he knew who had written the manuscript and he has provided the following about its origin and the Beattie azalea introductions.

"The Beattie manuscript was the result of descriptions made by Harry Gunning whom you will recall was superintendent at Glenn Dale in the early 1930's and observed the plants in the woods — the first block as you enter on the left. I am quite sure that Morrison took those notes and as he said, added his own with the intention of either publishing it as a part of his azalea monograph or as a separate article. In any event, it merely went into the files. . . .

Most folks do not even know who R. Kent Beattie was and the fact that he spent four years in the Orient collecting plants, particularly chestnuts. I met him on a couple of occasions after he retired from Beltsville, and when he learned that I was going to Japan in 1955 to collect gave me some notes from his diary on nurseries. After his death, his daughter turned his voluminous handwritten diaries over to me, and I still have these. In total, they add up to eight inches when laid top of each other, and full page notebook size. So meticulous.

Anyways, in looking through them, he saw azaleas on numerous occasions, and on Wednesday, 1 February 1928 it reads: "In the morning we went out to the Agricultural College at Komaba for azalea cuttings. I had expected 20 or 30 varieties but they heaped on me cuttings of 90 varieties. I also got scions of a Korean chestnut. Kurihara and I rushed back to the laboratory and began packing. He worked till after 6:00 PM and then went and ordered the packing cases. I worked on until 8:30 and then after eating supper wrote letters till after midnight."

So was the origin of the Beattie azaleas, and if you look in the old Bell file cards at the Glenn Dale station you may discover how many of the 90 survived to become the Beattie collection."

"Azalea Classics" are articles from in the past which *THE AZALEAN* staff deems worthy of being brought to the attention of today's azalea enthusiasts.

NEW AZALEAS FROM OLD WOOD

Alan Slack
Bowling Green, Pennsylvania

There is a short period of time in early summer when you can increase your favorite azaleas using a simple method.

Shortly after the abundant azalea bloom wanes in late May or early June, you can begin to propagate the azaleas from year-old wood. Do it after they have finished blooming and before their new growth is fully extended.

Timing, closely followed simple instructions, and a bright but shady place are all that are needed for success. Further, the advantage of this method is that in about a year you will have an azalea that's large enough to plant in your garden.

here's how

1. Thoroughly mix one part sphagnum peat moss and three parts coarse, sharp sand (not seashore sand) or three parts horticultural perlite. Place this mixture in a pail or plastic container and add just enough water to moisten the mix. Let stand for about 24 hours before you plan to take your azalea cuttings.

2. Select a 10 or 12 inch clay azalea pot or bulb pan and a 2-2½ inch clay standard flower pot. Place some crocking (small stones or broken pieces of clay flower pots) to a depth of about ¾ inch. Then fill the large pot to within ¼ inch of the rim with the moist mix. Place a daub of putty or Moretite over the drainage hole in the small pot and plunge it into the center of the large pot (see figure 1). Firmly tap the large pot to make sure the mix has completely settled, eliminating air pockets. Water well and add more mix, bringing the level again to within ¼ to ½ inch of the large pot rim.

3. Choose a favorite evergreen azalea that has just bloomed vigorously and is pushing a lot of new growth. Selecting side branches from this bush, prune pieces from the bush at the bottom of last year's growth. Take as many cuttings as you think will be needed to fill a row around the outside of the large pot, spaced about 1 inch apart. Pick off all dead blossoms and flower parts and pinch off all but three of the new leaf shoots that are sprouting from the base of the spent blooms. **Use only branches that have bloomed.** (See figure 2.)

4. Using a sharp knife or a new single-edge razor blade, make a fresh 45° cut about 1½ to 2 inch below the point where the branch bloomed. Dip this fresh cut immediately into some water and into your jar of Rootone. Shake the excess Rootone from the cutting, make a 1 inch deep hole in the mix using your little finger or a lead pencil and insert the cutting. Firmly pack the mix around the inserted cutting. Follow this procedure until you have completed the row around the large pot (see figure 3). Water well (until water seeps from the drainage hole).

5. Fill the little reservoir pot with water that will gradu-

ally leach into the mix and keep it moist. Label the mix with the variety of azalea and the date you made the cutting and cover with a polyethylene bag large enough to go over the rim and down to the bottom of the pot. **Do not pull the polyethylene bag below the bottom of the pot.** Place a large rubber band or a twistem around the pot just below the rim. This will keep the polyethylene bag in place.

6. Place your pot with the cuttings on an inverted pot of about the same size in a bright but shady spot. **Do not let your cuttings receive any sun.** Along the north wall of a building or beside and in the shade of a large shrub is best. Be sure your cuttings are in bright shade at all times. Rooting should occur in about four to six weeks. It is important to keep an eye on your cuttings and not let them dry out. Make sure there is some water in the little reservoir pot at all times.

7. When your cuttings are rooted (easily discernible by gently tugging the cutting and feeling resistance) poke a couple of small holes in the polyethylene bag using a lead pencil. Leave everything else alone. In a few days, poke a few more holes, repeating this process until the polyethylene bag looks something like a Swiss cheese. Keep water in the little reservoir pot throughout the process.

8. Let your rooted cuttings grow on in the pot for about two weeks. Remove the polyethylene bag and let these little plants grow on some more. **Do not let them dry out. Water daily.**

9. In about a month after rooting, gently lift the rooted cuttings from the mix (I use an old dinner fork) and pot up your new azaleas using a well-mixed and moist growing medium of one part sphagnum peat moss, one part coarse sand or perlite, and one part garden loam (soil that grows good tomatoes). Use three or four inch plastic pots, one plant to a pot.

10. Water your freshly planted cuttings well and place them in a bright but shady location for the rest of the summer. When potting up your new treasures, pinch half of the new growth from each of the three leaf shoots (or branchlets) you left on the cutting. From the point at which you pinch, two or three new shoots will emerge, thus creating a fairly dense little bush.

11. These freshly rooted plants require winter protection the first year. When winter arrives (late November or early December) place your plants in a well shaded cold frame or in a shady cellar window well covered with plastic or glass cover. Remove the cold frame or cellar window cover in early March. In late March or early April, you can place your new azaleas in a shady to semi-shady spot in your garden. After any blooms are faded, pinch a little of the new growth from all of the new shoots, and the following year your new azalea will bloom amazingly well.

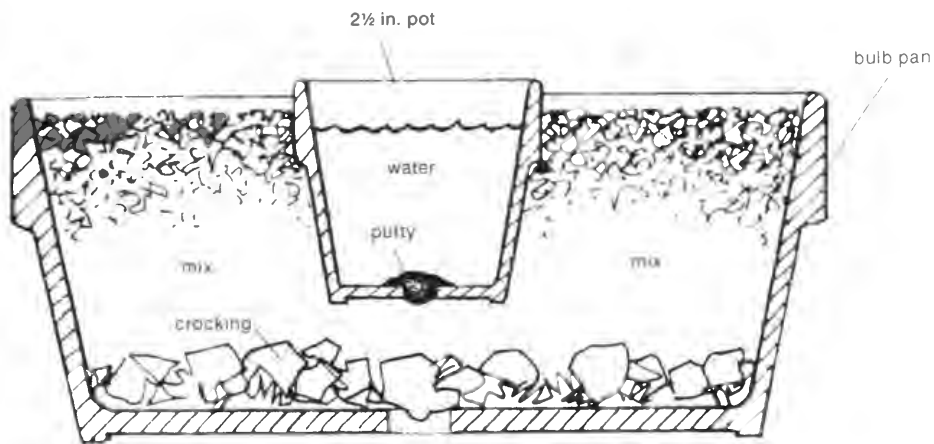


Fig. 1

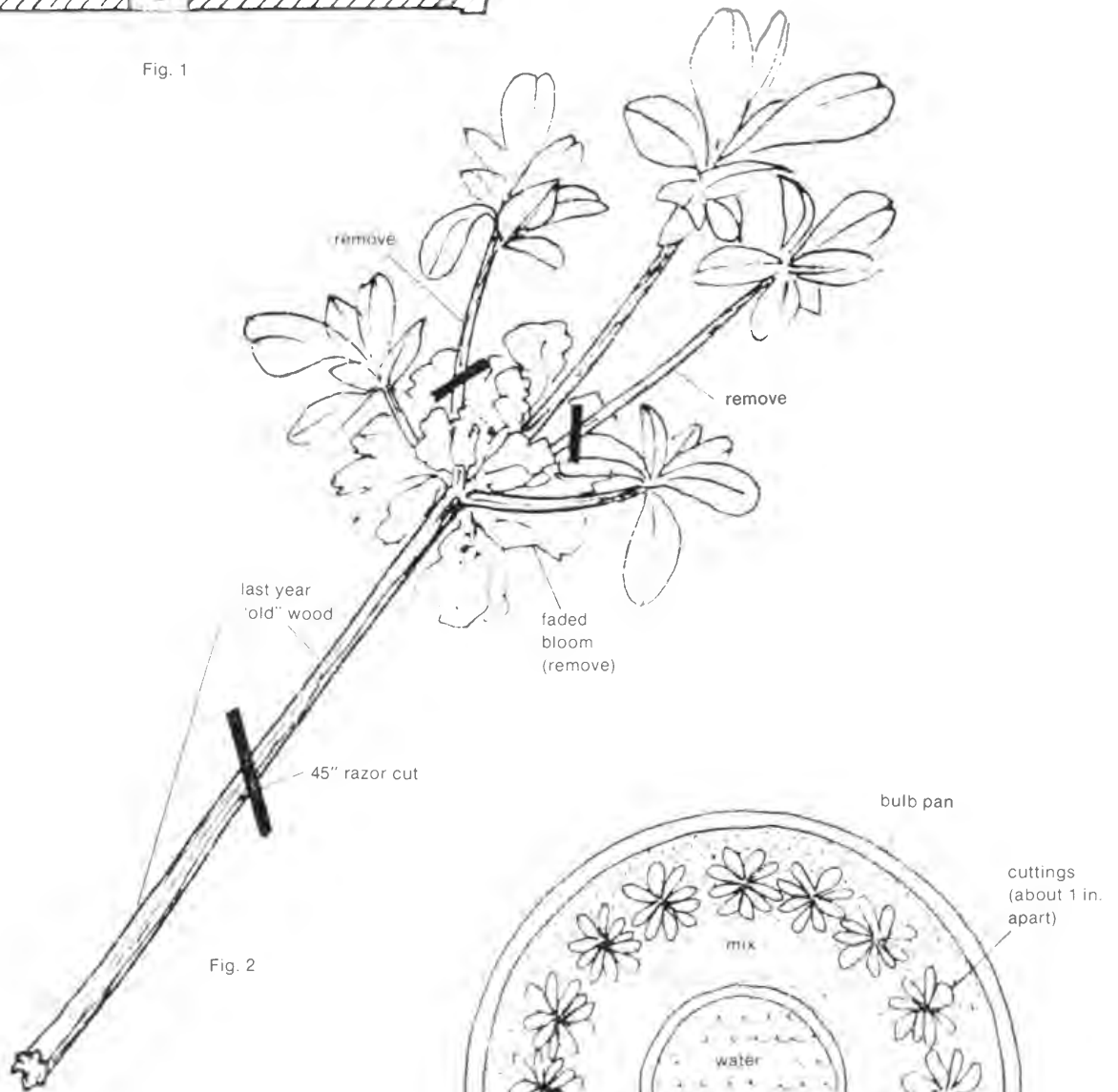


Fig. 2

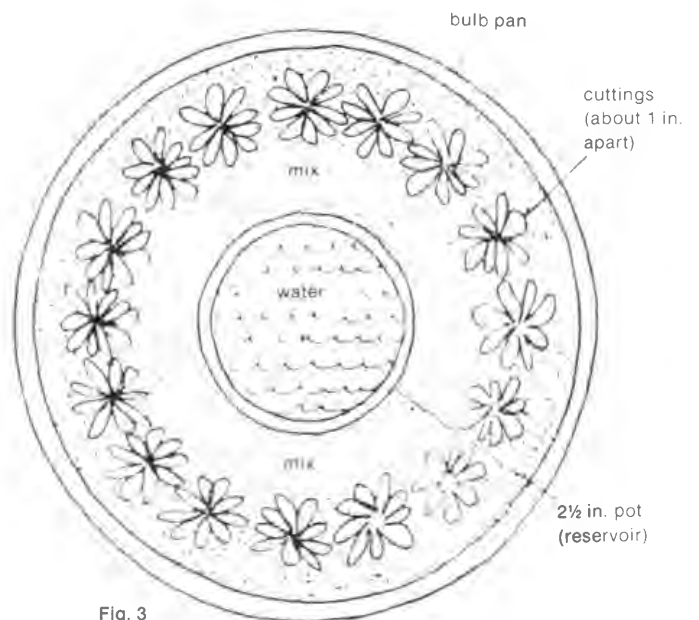


Fig. 3

Originally published in *The Green Scene*, 12:24-25 (1983). We thank Jerry Goodman of the Robert D. Gartrell Chapter for bringing this article to our attention.

SOME FUNGICIDES WIDELY USEFUL ON ORNAMENTALS

Ethel Dutky
College Park, Maryland

Chemical - common name (Trade names)	Remarks	Resistance
benomyl (Benlate)	Systemic, eradicant, good residual, widely registered, low phytotoxicity. Controls powdery mildew, rusts, many leaf spots. Applied as a foliar spray; soil drench for <i>Fusarium</i> and other root rots in containers.	Yes
Bordeaux - mixture of copper sulfate and hydrated lime.	Protectant, wide registration but applied at high rates, often phytotoxic, especially to flowers and tender foliage.	No
captan (Orthocide, Captan)	Protectant foliar spray - controls scab, many leaf spots, blights. Used also as seed and bulb treatment.	No
chlorothalonil (Bravo, Daconil 2787, Exotherm Termil)	Protectant foliar spray - wide registration to control leaf spots, powdery mildew, <i>Botrytis</i> , etc. on ornamentals and vegetables. Exotherm Termil smoke used in greenhouses to prevent <i>Botrytis</i> .	No
Copper Hydroxide (Kocide)	Wide label as a protectant for Fungal and bacterial blights, leaf spots.	No
dodonomorph acetate (Milban)	A restricted use pesticide, controls powdery mildew.	No
fenarimol (Rubigan)	On turf to control all <i>Fusarium</i> blight complex fungi, and red thread, and copper spot.	No
ferbam (Fermate, Karbam Black Carbamate)	Protectant foliar spray and bulb dip. Controls many leaf spots, scab, bulb rots. Noticeable dark residue.	No
folpet (Phaltan)	Protectant and eradicant foliar spray for powdery mildew, many leaf spots, etc.	No
fosetyl-Al (Aliette)	Systemic active against <i>Pythium</i> , <i>Phytophthora</i> and Downy Mildew. Moves both downward and upward in plant. When applied to foliage, it controls root rots.	Maybe
iprodione (Chipco 26019, Rovral)	Protectant foliar spray, new chemical controls a broad range of diseases including <i>Botrytis</i> , <i>Sclerotinia</i> , <i>Rhizoctonia</i> , many leaf spots and blights. Expanded ornamentals label.	Yes
karathane (Dinocap)	Protectant foliar spray for powdery mildew. Also kills mites. SERIOUS PROBLEM - Dermal exposure may cause birth defects. Registration for home ornamentals cancelled.	No
maneb (Dithane M22 Special, Manzate) Maneb + Zinc (Manzate 20, Fore, Manzeb, Dithane M45)	Protectant foliar spray for wide range blights, leaf spots, downy mildew, <i>Botrytis</i> . Addition of zinc produced an improved fungicide with less phytotoxicity.	No

metalaxyl (Subdue 2E, Ridomil) metalaxyl + manzeb (Ridomil MZ)	Systemic, eradicant activity restricted to <i>Phytophthora</i> spp., <i>Pythium</i> and Downy mildews. Applied at very low a.i. rates as a soil drench. Excellent residual in woody plants. Not recommended for landscape plantings. Ridomil MZ is a mixture with Manzate, applied as a foliar spray to control Downy mildews.	Yes
PCNB (Terraclor) also in many mixtures e.g. Terraclor Super-X	Protectant soil drench for root stem and crown rots, many vegetables and ornamentals. Humans should wear protective clothing when applying.	No
sulfur (Flotox)	Protectant foliar spray for powdery mildews, rusts, scab, and others. Also kills mites.	No
Thiram	Protectant seed treatment - Caution, may cause severe skin irritation to people.	No
triadimefon (Bayleton)	Systemic, eradicant foliar spray - effective at very low a.i. rates against Powdery mildew, <i>Ovulinia</i> petal blight, some leaf spots, blights, and rusts. May produce growth regulator effects.	No
triforine (Funginex)	Systemic, eradicant foliar spray, wide registration on ornamentals. Controls powdery mildew, rusts, leaf spots, e.g., Black spot of Rose. May produce growth regulator effects.	No
vinclozolin (Ornalin)	Protectant foliar spray, controls <i>Botrytis</i> , <i>Sclerotinia</i> . May be toxic to root systems. Spray to glisten, not to drip. May cause skin irritation to people.	Maybe
zineb (Dithane Z-78, Ortho Zineb, Parzate)	Protectant foliar spray for many leaf spots, rusts, anthracnose, <i>Botrytis</i> . NO LONGER MANUFACTURED	No
Zyban - (a mixture - thiophanate methyl + maneb zinc)	Protectant and systemic-eradicant, applied as a foliar spray. Wide ornamentals label for many leaf spots, Powdery mildew, blights. Low phytotoxicity.	Maybe

Ethel Dutky is at the Department of Botany at the University of Maryland. Originally published in the May-June 1987 issue of *Nurserymen's News* by the Cooperative Extension Service at the University of Maryland.

WITHINGTON IMMORTALITY

"With all the rhodies that exist
I find it quite absurd
That no one yet has named some
For us Withingtons III.
'J.A.', of course, will want his red,
While mine should all be pink
Without a trace of lavender;
They must go well with mink!"

Thus spoke our Mrs. Withington,
Who then devised a plan
For naming rhododendrons
For her extensive clan:
"I read the last few years
Of rhododendron publications
And found that anyone at all
Can name new plant creations.

"You needn't join the A.R.S.
To claim immortal fame —
Just raise some from their seed exchange
And give them your own name,
Or names of friends and relatives —
Whoever passes by —

Or maybe British Royalty
Like 'Fergie', 'Chuck' or 'Di'!"

As you can well imagine,
She planted tons of seed,
And raised more rhododendrons
Than she herself would need.
The pinks she's labeled "Mrs.
J.A. Withington III",
While all the reds are tagged "J.A.",
Which he, of course, preferred.

She gave away her lavenders
To "Rhody Plants For Members",
So for three bucks they each can name
A plant the world remembers —
But as for all her yellows,
She declares she's at a loss —
Should all be named for Junior's dog,
Or some for Sis's hoss?

Copyright 1987 Bob Carlson
South Salem, NY

ASA NEWS AND VIEWS

Thank You, Northwest Chapter!

The Northwest Chapter hosted an interesting and educational ASA Convention. Attendees were treated to a close look at impressive arrays of azaleas, rhododendrons, and other plant types, in addition to informative and entertaining presentations. All comments I have heard from attendees were full of praise.

Most of us have not appreciated the difficulties under which the convention was planned and carried out. The Northwest Chapter is spread over an area about 500 miles long, the equivalent of an eastern chapter extending from Washington, D.C. to Boston, Massachusetts. Even a planning session under that circumstance is forbidding. Carrying out the actual operations, in Eugene, required courage and hard work. On behalf of the Society, I extend hearty thanks to the chapter and to all those who had a part in the operation.

Faith and I thoroughly enjoyed the gardens, both those on the schedule and the ones we were able to visit on our own. And the Oregon coast, which we managed to visit afterward, was special as well. For me, there were the additional returns of getting acquainted with Northwest members who to that time had been names on letters or voices over the telephone. It was a really great experience. Too, we admire the expertise that led the planners to select non-rain days for the tours. Faith joins me in a special "thank you" to Northwest Chapter.

Ryon Page
President 1986-1987
Azalea Society of America

1988 ASA 10th ANNIVERSARY CONVENTION

Plans for the Tenth Anniversary Convention of the Azalea Society of America in Washington, D.C. next May 6-8 are progressing well. The Brookside Gardens Chapter hopes that you are planning to attend. Now is the time to begin scheduling your visit. Early May is a beautiful time in the Washington, D.C. area. Plan to spend several days before and/or after the convention to see the many gardens and other sites in the area.


Registration opens on Thursday afternoon, May 5 at the Bethesda Hyatt Regency Hotel, convention headquarters. The exhibit and hospitality area will be open in the evening. Friday morning, the tours begin with a visit to Hillwood, the Washington residence of the late Marjorie Merriweather Post. Hillwood is one of Washington's most beautiful formal azalea gardens and includes an authentic Japanese garden. There are also exhibits of Mrs. Post's American Indian artifacts and her father's (C. W. Post) collection of paintings, sculpture and furnishings assembled around the turn of the century. There is also, for those who reserve it, an additional tour of the Hillwood mansion with its outstanding collection of 19th century Russian and French decorative art. Following the Hillwood tour, the buses will transport you to the Landon Azalea Garden Festival in Bethesda, Maryland. There you will visit the Ninth Brookside Gardens Chapter Azalea Show and the Perkins Azalea Garden with its scores of mature classic azaleas. The azalea show will be a standard competitive flower show and anyone attending the convention may enter. Entries will

AZALEA SOCIETY OF AMERICA
10TH ANNIVERSARY CONVENTION
MAY 6-8, 1988 **WASHINGTON, D.C.**



hear ye,
hear ye!

The Brookside Gardens Chapter will host the 1988 ASA convention featuring the Glenn Dale azaleas and the new National Arboretum Kurume azaleas.



Convention headquarters will be the Hyatt Regency, one Metro Center, Bethesda, MD. This is just six miles from our nation's capitol.

**9th Annual
Brookside Gardens
Chapter Azalea
Flower
Show!**



**Special visit to the
U.S. National
Arboretum!**

"BEHIND THE SCENES"
TOURS!

SPECIAL TALKS!



**Azalea Garden Tours
and
Convention Closing
Luncheon**

INFORMATION:

DR. CHARLES H. EVANS
9233 FARNSWORTH DR.
POTOMAC, MD 20854

"Make a Date in '88"



Azalea
Introductions
and
Special
Convention
Plant
Sales!

Annual
National
Meeting
and
Banquet!



be received Thursday evening and early Friday morning. Entry instructions will be sent to all convention preregistrants in late March or early April. Plant sales will open Friday evening at the headquarters hotel, and Fred Galle will speak on deciduous azaleas.

Saturday will begin with a tour of the McCrillis Gardens in Bethesda, Maryland. This several acre collection of azaleas and rhododendrons surrounds the suburban home of the late Virginia McCrillis, one of the first Honorary Members of the Azalea Society of America. McCrillis Gardens were given to the people of Montgomery County, Maryland, and are maintained by the staff of Brookside Gardens. After the visit to McCrillis, you will travel by bus to the U.S. National Arboretum in Washington, D.C., where there will be tours of the azalea, bonsai, and other collections as well as the greenhouse areas. Saturday evening will open with a reception at the headquarters hotel followed by the Tenth Anniversary Banquet. The national society meeting will convene after the banquet with awards, an azalea introduction, and the convention address by Dr. John L. Creech.

The Sunday tour will begin with a visit to Brookside Gardens in Wheaton, Maryland to view their extensive display of azaleas and many other fine plants. From Brookside Gardens, the convention has been invited to visit and have lunch at the azalea and rhododendron garden of Denise and Bob Stelloh in Darnestown, Maryland. The convention will officially close after the tour buses return from Darnestown to the Bethesda Hyatt Regency, but a number of public and member gardens will be open for you to visit Sunday afternoon and during the day on Monday and Tuesday.

A convention pre-registration form and separate hotel reservation form are included with this issue of THE AZALEAN. Please note that there is a special price for those pre-registering for all convention activities (except the Hillwood mansion tour, which is extra) before April 1. We urge you to pre-register early, as reservations for each activity will be taken on a first come - first served basis. Pre-registration forms are being mailed at this time to Azalea Society members only. In another month, after Society members have had a chance to pre-register first, registration forms will be mailed to anyone who requests them. Also, please note that you must make your hotel reservations directly with the hotel. The Convention Committee will not make any hotel reservations. The Bethesda Hyatt Regency is the convention hotel, and a block of rooms has been set aside for those attending the convention. To obtain the special ASA Convention room rate at the Bethesda Hyatt Regency, you must send the hotel reservation form directly to the Bethesda Hyatt Regency. Other nearby hotels are Guest Quarters across Wisconsin Avenue from the Hyatt and the Bethesda Ramada Inn, about a mile and one-half up the street. Additional information on lodging options was mailed to chapter presidents in October. May is a heavy tourist season in

the Washington, D.C. area and these and hotels in downtown Washington, D.C. will fill up early. Additional copies of the convention pre-reservation materials and information can be obtained by writing: Dr. Charles H. Evans, 1988 ASA Convention Chairman, P.O. Box 1843, Bethesda, Maryland 20817.

Kurume International Azalea Festival — 1989

During a recent visit to Japan, I flew down to Kurume to see how the First Kurume International Azalea Festival is progressing. I met with the city officials concerned and toured the site for the affair. Plans are rolling ahead in high gear.

The Festival is planned for April 15-23, 1989 on the occasion of the 100th Anniversary of Kurume City. A special azalea park called Green Plaza (Midori-no-hiroba) of about eight acres has been set aside for the display, after which it will be a permanent azalea memorial garden. The landscaping was already in progress and should be completed in 1988. Already a staggering number of azaleas have been propagated for the festival in several nurseries. There are over 600 nurseries in Kurume which will participate in the festival, and of course, the exciting plant auctions at the cooperative nursery center will be in full swing. Foreign varieties from the U.S., Europe, and China will be on display, and last year, Skip March took cuttings of the major American varieties to Japan and these are growing nicely. This November, I will carry plants of our native azalea species to Japan, and they will become a permanent display when the affair is over. There will be a number of cultural activities in conjunction with the festival, including folk dancing and native crafts. Kurume is a center for fine bamboo lacquerware and tie-dyed cloth. Memorial booklets and other mementos will be on hand.

In order to make the long journey complete, I plan to lead the tour group to the festival and then follow my regular itinerary, including the major bonsai exhibition at Osaka, the volcanic uplands at Handakogen where wild azaleas and Japanese andromeda abound, the volcanic cones at Kirishima where E. H. Wilson traveled, and around the Sakurajima volcano where some curious azaleas are magnificent. Then, we will visit the area around Mt. Fuji where again we will see some fine plants and nurseries, stop at Kyoto for some culture and landscape gardens, and travel on the famous bullet train. Finally, we will travel up to Nikko and Lake Chuzenji and by bus down to the famous nursery center at Angyo and the Omiya bonsai village where I have many friends. Lastly, Tokyo and some unique gardens and interesting traditional sights will finalize the trip. It will probably be three weeks in all. If you want to be on the travel list for further information I will repeat the contact here in Hendersonville: Globe Treks, 247 W. 5th Avenue, Hendersonville, N.C. 28739. (704-693-0724) Shortly, we will send all who have written a general brochure on Kurume city. Mid-April is a big travel time in Japan, and

rooms are tight. But we will have our agents in Japan block out space all along the route well in advance. This will be a unique opportunity to see the Japanese plant world at its finest. If there are questions, I would be happy to hear directly from interested individuals.

John L. Creech
14 Legendary Road
Hendersonville, N.C. 28739

IN MEMORIAM

GEOFF SATTLER

Geoff Sattler, 45, of New South Wales, Australia passed away June 5, 1987 after suffering a heart attack. Geoff had been a member of the Azalea Society of America since 1982. He started collecting azaleas and camelias along with many other plants 15 years ago and was actively grafting ivies. He had exchanged scions of camelias and sasanquas with ASA past-president John Rochester and had imported cuttings of 179 azalea cultivars from ASA members in the United States. At the time of his death, Geoff had built his nursery up to contain about 20,000 plants and was looking forward to commencing sales.

BAXTER H. MURPHREE

Baxter H. Murphree, 64, of Takoma Park, Maryland, who had been a brokerage manager for the Prudential Insurance Co., died October 11, 1987 at his home. Mr. Murphree had been a member of the Azalea Society of America since 1981 and was a member of the Brookside Gardens Chapter.

NEW MEMBERS

Ben Morrison Chapter

Donald O. Barnabe'
507 Thistledown Ct.
Millersville, MD 21108

Brookside Gardens Chapter

Anne P. Horowitz
7204 Rollingwood Drive
Chevy Chase, MD 20815

Mobile Chapter

Mr. Phillip Brasell
Tyson Street
Thomasville, AL 36784

M/M Donald F. Blanchard
4212 Lake Villa Drive
Metairie, LA 70002

Northern Virginia Chapter

Shirley J & Curtis L Reynolds
2517 Freetown Drive
Reston, VA 22091

Northwest Chapter

Michael & Karen O'Hara
8375 Cason Road
Gladstone, OR 97027

Merle & Belva Sanders
350 Orchard Lane
Roseburg, OR 97470

Ralph Pennington Chapter

Gary & Linda Peacock
2000 Old Fountain Road
Lawrenceville, GA 30245

Tri-State Chapter

John A. Moody
4207 Weaver Road
Evansville, IN 47711

No Chapter Affiliation

Gerald S. Beauptit
722 Falcon Crest Ct.
Smithville, NJ 08201

Smithsonian Institution

Hort. Branch Library
A & I RM 240 1
Washington, DC 20560

Dr. Bruce Parlman
Nat. Plant Germplasm
Quarantine Center
11601 Old Pond Drive
Glenn Dale, MD 20769

Richard E. Clifton
2497 Bonny Drive
Cocoa, FL 32926

Mrs. Charlotte A. Orr
PO Box 2434
Arcadia, FL 33821-2434

James K. O'Dell
1596 Cooper Avenue
Louisville, KY 40219

Thomas E. Buecher
1912-A Victor St.
St. Louis, MO 63104

Verna C. Garvan
Twentieth Century Gardens
402-E ABT Center
Hot Springs, AR 71901

Mrs. Betty Dendys
9683 154 St.
Surrey, B. C.
Canada V3R 4J4

INDEX FOR VOLUME 9 OF THE AZALEAN

- Azalea Classics
9:11-18 (March 1987)
9:70-75 (December 1987)
- azalea cultivars and hybrids (see hybrids)
- azalea cultivation (see cultivation of azaleas)
- azalea descriptions (see describing azaleas)
- Badger, B.
In Search of a Yellow Evergreen Azalea
9:46-50 (September 1987)
- Campbell, N.
More Observations on Sporting and Bloom Variation
9:58-59 (September 1987)
- Carlson, B.
Ten Inches for Harvey
9:39 (June 1987)
Withington Immortality
9:80 (December 1987)
- color
9:67-69 (December 1987)
- Creech, J.L.
Small and Sheared Rhododendrons Can Enhance Gardens
9:63-65 (December 1987)
- cultivation of azaleas (also see fertilization, and propagation of azaleas)
9:11-18 (March 1987)
9:18-19 (March 1987)
- describing azaleas (also see color)
9:1-4 (March 1987)
9:5-6 (March 1987)
- Dutky, E.
Some Fungicides Widely Useful on Ornamentals
9:78-79 (December 1987)
- exhibiting azaleas
9:20 (March 1987)
- fertilization
9:36-38 (June 1987)
9:59 (September 1987)
- flower shows (see exhibiting azaleas)
- fungicides
9:36-38 (June 1987)
9:78-79 (December 1987)
- Gott, K.M. (see Henry, T.J. et al.)
- Gouin, F.R.
Acid Peats and Acid Rains
9:18-19 (March 1987)
- Grey, G.W.
How to Use Yard Chemicals Safely
9:36-38 (June 1987)
- greenhouses
9:40-41 (June 1987)
- growing azaleas (see cultivation of azaleas)
- Henrickson, O.
ASA's Introduction to the Northwest
9:43-45 (September 1987)
- Henry, T.J., Neal, J.W. Jr., and Gott, K.M.
Stethoconus Japonicus (Heteroptera: Miridae): A Predator of *Stenophanitis* Lace Bugs Newly Discovered in The United States. Promising in The Biocontrol of Azalea Lace Bug (Heteroptera: Tingidae)
9:29-34 (June 1987)
- Hill, P.
Azaleas and Companion Plants at Barnard's Inn Farm
9:6-11 (March 1987)
- hybrids and hybridization (also see propagation of azaleas)
9:46-50 (September 1987)
:Beltsville
9:28 (June 1987)
:Greenwood
9:50-53 (September 1987)
:U.S. National Arboretum Kurumes
9:54-55 (September 1987)
- insecticides
9:36-38 (June 1987)
- insects
9:29-34 (June 1987)
- Japanese species azaleas
9:63-65 (December 1987)
- Morrison, B.Y.
The Beattie Azalea Introductions
9:70-75 (December 1987)
- naming azaleas
9:1-4 (March 1987)
9:35-36 (June 1987)
9:58 (September 1987)
9:67-69 (December 1987)
- Neal, J.W. Jr. (see Henry, T.J. et al.)
- Norton, C.R. (see Norton, M.E. and Norton, C.R.)
- Norton, M.E. and Norton, C.R.
Shoot Proliferation *in Vitro* of Twenty Ericaceous Plants
9:21-22 (March 1987)
- Miller, W.C. III
To Know An Azalea Well
9:5-6 (March 1987)
- Orndorff, C.
Using House Brand Plants
9:35-36 (June 1987)
- Page, R.
Origin of 'Scott's Lavender'
9:66 (December 1987)
- propagation of azaleas
9:21-22 (March 1987)
9:76-77 (December 1987)
- Rothe, E.
A Mystery Solved?
9:58 (September 1987)
- Schum, L.K.
U.S. National Arboretum Kurumes
9:54-55 (September 1987)
- showing azaleas (see exhibiting azaleas)
- Slack, A.
New Azaleas From Old Wood
9:76-77 (December 1987)
- sporting
9:58-59 (September 1987)
- Stubbs, E.
The Greenwood Azaleas
9:50-53 (September 1987)
- Switzer, G.
A Collection of Beltsville Hybrid Azaleas
9:28 (June 1987)
- Voss, D.H.
Will The Real 'Sherbrook' Please Stand Up?
9:1-4 (March 1987)
Rehoboth Reflections
9:67-69 (December 1987)
- Yerkes, G.E.
Culture of Rhododendrons and Azaleas
9:11-18 (March 1987)