

Ednie Flower Bulbs

Bare Root Peonies



Peonies

Peonies are perennials that will rebloom each year. With their lush foliage and beautiful blooms, you can enjoy flowers from spring to summer. Peonies are easy to grow, hardy, and perfect for cutting. They are also beautiful to line walkways or look lovely as a low hedge. Once the blooms die off, the green leaves will last all summer. Peonies love the sun and do best with 6 to 8 hours of sunlight.

Our Top Quality Peonies Are:

- Grown in our fields in Holland
- Guaranteed true to name
- Flowers are not cut from the fields, so all the plant's energy goes to the roots
- Young and healthy planting stock; all roots are from two-year crops
- Sizeable roots
- Freshly dug
- Free from nematodes
- Fields are checked for viruses and to confirm varieties verification
- Free from invasive weeds



Itoh Peonies (page 18-20)

Itoh peonies are a cross between Lactiflora (general peony) and Suffruticosa (tree peony). These plants develop below the soil as normal peonies (easy to divide) and above the soil as tree peonies. This results in the ultimate garden peony, one with a high decorative value. After several years, it is not unusual for the plant to produce fifty or more flowers! After flowering, the Itoh peony is still a beautiful garden plant.



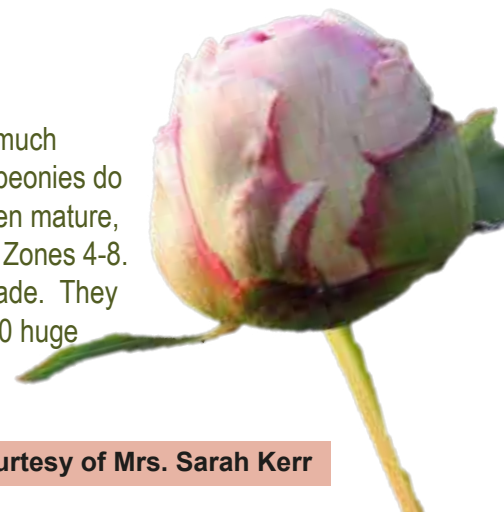
Patio Peonies (page 21)

They are specially selected because of their compact growth habit and ease of flowering in pots and gardens! Peonies are also a great addition to any perennial program. Bare root plants are potted in the fall in 1-1/2 to 2 gallon pots. Plant with the eyes 1-1/2 to 2" below the surface in a well-drained perennial potting mix. Water thoroughly. For the winter, place the pots in a cool area out of direct sunlight that might warm the pots on sunny days. Plants should stay dormant until spring. Plants may be forced a few weeks earlier by placing them in a tunnel or greenhouse to encourage earlier growth. 3/5 eye divisions will produce a larger plant that will fill out the pot better and be ready to sell the following spring. Plants grown for two seasons can be expected to bring a higher price because the plants will be larger and have more flowers.



Tree Peonies (page 22-23)

Tree peonies are woody shrubs native to China. These Peonies are much different from their cousins, the herbaceous "regular" peonies. Tree peonies do not die to the ground but rather grow off the old wood each year. When mature, they can be up to 6 ft in width and height. Most varieties are hardy in Zones 4-8. They like moist soil and grow best in full sun or a small amount of shade. They are deer and disease resistant. At full maturity, they can have up to 50 huge flower heads. Grown in the Netherlands, they are 2-year-old roots.



Peony Growing Information

Cut Flower Peonies

Peonies grow best when planted in loamy soil with good drainage in full sun. Peonies will grow in Zones 3 - 8. In warmer areas, select a north-facing slope so the soil isn't warmed on sunny winter days. Peonies need at least 40 days of near freezing temperatures or colder to produce quality flowers. The longer and colder the winter dormant period, the better. Select your planting area carefully. If planted and cared for properly, the peonies you plant this year will still be going strong fifty years from now.

Long term weed management is important for optimum cut flower production. Planting in landscape fabric makes long term weed management easier. Use a sharp knife or scissors to cut an X into the fabric large enough to plant through. The flaps of the X will cover the hole and the peonies will grow through it. The holes will need to be enlarged each year as the plants get larger. Be sure the fabric is well anchored with rocks or sand bags to prevent it from blowing away during high winds. Prepare the planting area before installing the fabric by adding compost, shredded leaves or other soil building matter. Plant bare roots with the eyes 1-1/2 to 2" below the surface. Planting deeper than 2" may reduce the number of flowers produced. Firm the soil around the roots and water thoroughly after planting.

Provide adequate, deep watering during the first season as the plants get established. Flower buds for the next season develop in late summer. Be sure to water during dry summers. Remove the dead foliage in the fall to help prevent overwintering of any disease.

Flowers should be picked at the marshmallow (soft when slightly pinched) stage before they open. Blooms that would be expected to open in a day or two are ready to be picked. Remove most of the leaves as they are picked. If flowers are stored dry, they do not need to go into water as they are picked in the field. They can then be placed loosely (ideally) in crates in the cooler to provide maximum circulation. Make sure there is no moisture on the flowers or stems when they go into the cooler or you'll find moldy flowers when you take them out later. When the flowers are needed, take them out of the cooler about a day before they are needed. Cut the stems, removing the dried up lower portion of the stems and place in a warmer area out of sunlight. They will rehydrate in a couple of hours and be ready to use. Flowers that will not be stored dry should be harvested into water and then stored in the cooler up to seven days. Growing peonies in a tunnel will cause them to bloom two to three weeks earlier than plants grown in the open field. The tunnel should be left open all winter and then closed up about four weeks before peonies in the field start to grow. Extending the harvest period will increase the number of peonies you can sell.



Index on pages 24-25



ALBERT CROUSSE



ALERTIE



ALLAN ROGERS



AMALIA OLSON



AMERICA



ANEMONIFLORA

Variety	Description	Color	Flowering Time	Height
Albert Crousse	<i>Soft pink double flowers, strong stems Mildly fragrant</i>	Pink	Late	35"
Alertie	<i>Soft pink double flowers, shorter stems Sweet smelling</i>	Pink	Early	23"
Allan Rogers	<i>Soft pink double flowers have many petals Nice fragrance</i>	White	Early-Mid	23"
Amalia Olson	<i>Double flowers, strong stems Wonderful fragrance</i>	White	Early-Mid	33"
America	<i>Stunning single red flowers Long season of blooms</i>	Red	Early	28"
Anemoniflora	<i>Beautiful anemone variety, very full Good for potting or garden</i>	Pink	Very Early	18"
Angel Cheeks	<i>Bomb style flowers have fringed edges Strong stems</i>	Pink	Early-Mid	29"
Ann Cousins	<i>Large double shaped flowers Pleasant rose scent</i>	White	Late	35"
Apricot Whisper	<i>Almost white single blooms; bright foliage</i>	Apricot	Very Early	25"
Belgravia	<i>Double flowers, large buds, strong stems Light fragrance</i>	Red	Early	31"



ANGEL CHEEKS



ANN COUSINS



APRICOT WHISPER



BELGRAVIA



BLAZE



BLUSH QUEEN



BLUSHING PRINCESS



BOUQUET PERFECT

Variety	Description	Color	Flowering Time	Height
Blaze	<i>Large half-double ruffly flowers Sturdy stems</i>	Red	Early	31"
Blush Queen	<i>Beautiful elegant flowers Pleasant smell</i>	Cream	Mid	43"
Blushing Princess	<i>Flowers have many layers Pleasant smell</i>	Pink	Very Early	33"
Bouquet Perfect	<i>Perfectly shaped true pink flowers Good for potting or garden</i>	Pink	Early-Mid	31"
Bowl of Cream	<i>Double bowl-shaped flowers Nice cut flower</i>	White	Early-Mid	33"
Bridal Gown	<i>Pure white bomb-shape flowers Suitable for gardens</i>	White	Early-Mid	30"
Bridal Icing	<i>Perfectly formed bomb flowers have yellow centers; incredible foliage</i>	White/Yellow	Mid	28"
Bridal Shower	<i>Elegant semi-double cream flowers Pleasant odor</i>	White	Early-Mid	35"
Brother Chuck	<i>Double shaped strong stems Nice fragrance</i>	Pink	Late	35"
Buckeye Belle	<i>Deep chestnut red upright double flowers Strong stems</i>	Red	Early	30"



BOWL OF CREAM



BRIDAL GOWN




BRIDAL ICING



BRIDAL SHOWER



BROTHER CHUCK



BUCKEYE BELLE



BUNKER HILL



BURST of JOY



CANDY STRIPE



CARL G KLEHM



CHARLES WHITE



CHIFFON PARFAIT

Variety	Description	Color	Flowering Time	Height
Bunker Hill	<i>Bright fuschia color flowers Good cut variety</i>	Pink	Late	33"
Burst of Joy	<i>Single dark red flowers; strong stems Fragrant</i>	Red	Early-Mid	30"
Candy Stripe	<i>Unique random mix of raspberry and white double flowers</i>	Red/White	Late	41"
Carl G Klehm	<i>Large double flowers have pastel centers Strong stems</i>	White	Mid	31"
Charles White	<i>Bomb shaped flowers have cream centers Strong grower</i>	White	Early-Mid	37"
Chiffon Parfait	<i>Soft salmon pink double flowers Wonderful fragrance</i>	Pink	Early-Mid	39"
Christmas Velvet	<i>Beautiful velvet-like blood red flowers Cheerful and bright</i>	Red	Early	33"
Claire de Lune	<i>Large rounded petals, smaller yellow centers Sweet fragrance</i>	White/Yellow	Very Early	27"
Class Act	<i>Perfectly formed fragrant flowers Sturdy stems, strong grower</i>	White	Mid	35"
Colonel Owens Cousins	<i>Elegant baby pink flowers; light scent Perfect for cutting</i>	Pink	Early	33"



CHRISTMAS VELVET



CLAIRE de LUNE



CLASS ACT

COLONEL OWENS
COUSINS



COMMAND PERFORMANCE



CORA STUBBS



CORAL CHARM



CORAL SUNSET

Variety	Description	Color	Flowering Time	Height
Command Performance	Large red flower have heavy buds Sweet smell	Red	Very early	35"
Cora Stubbs	Strong pink outer petals with large cream centers	Pink	Early	32"
Coral Charm	Gorgeous coral flowers Large buds. See page 17.	Coral	Early	47"
Coral Sunset	Large salmon double flowers Most fragrant coral variety	Salmon	Early	43"
Coral Supreme	Unique cup shaped petals Fragrant and healthy	Pink	Early-Mid	39"
Couronne d Or	Many layers of flowers Great for gardens	White	Mid	30"
Cytherea	Beautiful long fuschia pink petals Good cut variety	Pink	Early-Mid	31"
Diana Parks	Beautiful deep red double petals Special sweet smell	Red	Early	35"
Do Tell	Pleasant pastel pink flowers Narrow center petals	Pink	Mid	31"
Dr. F.G. Brethour	Ruffy flowers, dark foliage Excellent for garden	Cream	Late	36"



CORAL SUPREME



COURONNE d OR



CYTHEREA



DIANA PARKS



DO TELL



DR. F.G. BRETHOUR



DR. ALEXANDER
FLEMING



DUCHESS de NEMOUR



EDEN'S PERFUME



EDEN'S TEMPTATION



EDULIS SUPERBA



ELIZA LUNDY

Variety	Description	Color	Flowering Time	Height
Dr. Alexander Fleming	<i>Sweet bomb shaped flowers Many side buds</i>	Pink	Early	31"
Duchess de Nemour	<i>Elegant flowers Popular and good for cutting</i>	White	Mid	35"
Eden's Perfume	<i>Luscious full double flowers Rose-like fragrance</i>	Pink	Mid-Late	30"
Eden's Temptation	<i>Strong full petals, light scent Good for cutting</i>	Cream	Early-Mid	34"
Edulis Superba	<i>Cranberry red flowers Very reliable grower</i>	Red	Early	33"
Eliza Lundy	<i>Vibrant blood red flowers Smaller flower</i>	Red	Very Early	23"
Ellen Cowley	<i>Large double red flowers Perfect for landscaping</i>	Red	Early	28"
Elsa Sass	<i>Full double, pure white flowers Lovely smell</i>	White	Late	31"
Etched Salmon	<i>Rose-like salmon pink flowers Very suitable for cutting</i>	Pink	Early-Mid	35"
Felix Supreme	<i>Valentine red flowers; sturdy foliage Mildly fragrant</i>	Red	Late	35"



ELLEN COWLEY



ELSA SASS



ETCHED SALMON



FELIX SUPREME



FESTIVA MAXIMA



FLAME



FLORENCE NICHOLLS



FRANCOISE ORTEGAT

Variety	Description	Color	Flowering Time	Height
Festiva Maxima	<i>Has random red flecks Sweet smelling</i>	White	Early-Mid	39"
Flame	<i>Large reddish pink single flowers Produces many flowers</i>	Pink	Early	35"
Florence Nicholls	<i>Baby pink, light centers Strong stems</i>	Pink	Early-Mid	35"
Francoise Ortegat	<i>Double flowers, very fragrant Excellent for landscape or for cut</i>	Red	Mid	28"
Gardenia	<i>Excellent champagne pink petals Floriferous</i>	Pink	Early-Mid	37"
Gay Pree	<i>Single raspberry flowers have fluffy large pink and white centers</i>	Pink	Early-Mid	43"
Golden Frolic	<i>Single antique pink flowers Dark red centers</i>	Pink	Very Early	28"
Goldmine	<i>Double flowers, yellow green leaves Good for cut, great fragrance</i>	Yellow	Late-Mid	32"
Green Halo	<i>Unique color combination Light fragrance</i>	White/Green	Early-Mid	30"
Henry Bockstoe	<i>Ravishing deep red flowers Excellent for vases</i>	Red	Early	43"



GARDENIA



GAY PREE



GOLDEN FROLIC



GOLDMINE



GREEN HALO



HENRY BOCKSTOE



HENRY SASS



HIGHLIGHT



HONEY GOLD



IMMACULEE



INSPECTEUR
LAVERGNE



IVORY VICTORY

Variety	Description	Color	Flowering Time	Height
Henry Sass	<i>Large pure pom flowers Smaller side buds bloom later</i>	White	Late	39"
Highlight	<i>Strong full double flowers Very suitable for cut</i>	Dark Red	Early-Mid	31"
Honey Gold	<i>Flatter outer white petals show off full yellow centers</i>	White/Yellow	Mid	33"
Immaculee	<i>Elegant, delicate petals Lovely fragrance</i>	White	Late	25"
Inspecteur Lavergne	<i>Beet red petals full flowers Unique brown red stems</i>	Red	Late	33"
Ivory Victory	<i>Perfectly shaped petals Full flowers</i>	Cream	Late	33"
Jacorma	<i>Full flowers Do not discolor</i>	Pink	Very Late	43"
Jadwiga	<i>Gorgeous antique pink double flowers; great variety for cut</i>	Pink	Late	31"
Jan Van Leeuwen	<i>Large elegant anemone type Ideal for garden or pots</i>	White	Mid	27"
Joker	<i>Beautiful unique flowers which start darker pink and turn white</i>	Pink	Early	31"



JACORMA



JADWIGA



JAN VAN LEEUWEN



JOKER



KANSAS



KARL ROSENFELD



KELWAYS GLORIOUS



KING'S DAY

Variety	Description	Color	Flowering Time	Height
Kansas	<i>Gorgeous bright red petals Consistent color</i>	Red	Early-Mid	35"
Karl Rosenfield	<i>Delightful carmine red flowers Blue-purple hue; multiflowering</i>	Red	Early-Mid	35"
Kelways Glorious	<i>Large, full, white flowers Very nice fragrance</i>	White	Late	37"
King's Day	<i>Semi-double soft salmon flowers Stems are very thick</i>	Salmon	Early-Mid	34"
Krinkled White	<i>Stunning single white flowers Very reliable flower growth</i>	White	Mid	37"
Lady Alexandra Duff	<i>Double type; soft pink outer petals, white towards centers</i>	White	Mid	36"
Lady Orchid	<i>Double blooms have light outer petals with pink towards center.</i>	Pink	Very late	33"
Lavon	<i>Unique petals are shades from light to dark pink with touches of cream</i>	Pink	Late	47"
Lemon Chiffon	<i>Lovely lemon flowers Deep foliage sturdy stems</i>	Yellow	Very Early	35"
Lois' Choice	<i>Double flowers Buds open to cream, pink or white</i>	Salmon	Early-Mid	28"



KRINKLED WHITE



LADY ALEXANDRA DUFF



LADY ORCHID



LAVON



LEMON CHIFFON



LOIS' CHOICE




LORELEI



MACKINAC GRAND



MADAME CLAUDE TAIN



MADAME de VERNEVILLE



MANY HAPPY RETURNS



MARY BRAND

Variety	Description	Color	Flowering Time	Height
Lorelei	<i>Pretty bright deep salmon pink color Sweet fragrance</i>	Pink	Early-Mid	35"
Mackinac Grand	<i>Ruffled vibrant red petals Fragrant, good for cut</i>	Red	Early	35"
Madame Claude Tain	<i>Pom shaped flowers Floriferous</i>	White	Mid	35"
Madame de Verneville	<i>Double bomb flowers Beautiful fragrance</i>	White	Early-Mid	31"
Many Happy Returns	<i>Excellent, very full flowers Long lasting in cooler and vase</i>	Red	Early-Mid	31"
Mary Brand	<i>Pleasant flowers Noticeably fragrant</i>	Pink	Mid	29"
Miss America	<i>Half-double petals are pale pink and white Large flowers, strong stems</i>	White	Early	41"
Mons Jules Elie	<i>Stunning pink bomb petals Strong stems</i>	Pink	Early-Mid	39"
Moon over Barrington	<i>High quality white flowers Delightful fragrance</i>	White	Early-Mid	39"
Moon River	<i>Lovely light pink petals are cream towards centers; strong stems</i>	Pink	Mid	35"



MISS AMERICA



MONS JULES ELIE



MOON OVER BARRINGTON



MOON RIVER



MOONSTONE



MOTHER'S CHOICE



MRS JV EDLUND



MY LOVE

Variety	Description	Color	Flowering Time	Height
Moonstone	<i>Delicate light pink double petals Large and fragrant</i>	Pink	Late	30"
Mother's Choice	<i>Super light pink is almost white. Flower produces easily</i>	Pink	Early-Mid	43"
Mrs JV Edlund	<i>Very unique full white flowers Lovely foliage</i>	White	Late	31"
My Love	<i>Beautiful round petals are very pale pink, almost white; floriferous</i>	Pink	Early-Mid	35"
Nick Shaylor	<i>Lovely shades of pastel pink Great for late cutting</i>	Pink	Late	37"
Old Faithful	<i>Beautiful flowers; good for cut Very healthy foliage</i>	Red	Late	47"
Omeo Snow	<i>Very pale pink flowers, rose shape Large and well filled</i>	Pink	Early-Mid	32"
Pastel Elegance	<i>Unique very light salmon Large tall flowers</i>	Salmon	Early-Mid	35"
Paul M Wild	<i>Gorgeous beet red flowers Very good variety</i>	Red	Late	47"
Paula Fay	<i>Vibrant deep pink flowers Brightest in cooler climates</i>	Pink	Early	31"



NICK SHAYLOR



OLD FAITHFUL



OMEO SNOW



PASTEL ELEGANCE



PAUL M WILD



PAULA FAY



PECHER



PETER BRAND



PETTICOAT FLOUNCE



PILLOW TALK

PINK HAWAIIAN
CORAL

PRIMEVERE



PRINCESS BRIDE



RASPBERRY SUNDAE



RED CHARM



RED GRACE

Variety	Description	Color	Flowering Time	Height
Pecher	<i>Elegant very light pink flowers Known for lovely fragrance</i>	Pink	Early	27"
Peter Brand	<i>Luscious dark red petals Strong plant and grower</i>	Red	Early-Mid	35"
Petticoat Founce	<i>Lovely pink and cream petals Excellent for cutting</i>	Pink	Early	33"
Pillow Talk	<i>Perfect double pink flowers Very fragrant and large</i>	Pink	Late	37"
Pink Hawaiian Coral	<i>Large salmon flowers Nice fragrance</i>	Salmon	Early	39"
Primevere	<i>Unique white cups yellow center Mild pleasant scent</i>	White/Yellow	Early-Mid	32"
Princess Bride	<i>White bomb flowers, cream centers Pleasant smell</i>	White	Mid early	33"
Raspberry Sundae	<i>Pink to creamy yellow petals Sweet smelling flowers</i>	Pink	Early-Mid	47"
Red Charm	<i>Large burgundy red flowers Known for its uniqueness</i>	Red	Early	33"
Red Grace	<i>Huge deep red ball shaped flowers Strong stems</i>	Red	Early	33"



RED SARAH BERNHARDT



REQUIEM



ROY PEHRSONS



SALMON CHIFFON

Variety	Description	Color	Flowering Time	Height
Red Sarah Bernhardt	<i>Beautiful dark red flowers Suitable for cutting</i>	Red	Mid	35"
Requiem	<i>Palest pink with yellow centers Great grower</i>	Pink	Early-Mid	33"
Roy Pehrsons	<i>Delicate cream color single flowers Lightly cupped petals, strong grower</i>	White	Early	33"
Salmon Chiffon	<i>Cup shaped single flowers Romantic appearance</i>	Salmon	Early	29"
Salmon Dream	<i>Reliable coral salmon flowers Great for gardens</i>	Salmon	Very Early	31"
Sarah Bernhardt	<i>Large, beautiful soft pink flowers Great for cutting</i>	Pink	Late	39"
Shirley Temple	<i>Full white double flower Very reliable for cutting</i>	White	Mid	33"
Snow Mountain	<i>Pure white bomb shaped flowers Sturdy stems</i>	White	Late	37"
Soft Salmon Saucer	<i>Elegant single salmon petals Golden hearts</i>	Salmon	Early	37"
Solange	<i>Fluffy champagne white flowers Very good cut flower</i>	White	Early	36"



SALMON DREAM



SARAH BERNHARDT



SHIRLEY TEMPLE



SNOW MOUNTAIN



SOFT SALMON SAUCER



SOLANGE



SORBET



SUNNY GIRL



THE FAWN



TOP BRASS



VANILLA SCHNAPPS



VIVID ROSE

Variety	Description	Color	Flowering Time	Height
Sorbet	Unique triple layer flowers Wonderful fragrance	Pink	Late	35"
Sunny Girl	Large yellow-to-white flowers Upright stems	Yellow	Very Early	33"
The Fawn	Pink petals with red markings Unique flower long stems	Pink	Mid	35"
Top Brass	Bomb shaped blooms, lemon centers Lightly fragrant	White	Mid	34"
Vanilla Schnapps	Large creamy yellow flowers Wonderful fragrance	Yellow	Very Early	35"
Vivid Rose	Remarkable bright flowers Heavenly rose fragrance	Pink	Late	26"
Vogue	Large pink garden flowers Delightful fragrance	Pink	Mid	31"
White Cap	Raspberry red with white center Very beautiful colour contrast	Red/White	Early-Mid	37"
White Elegance	Dainty double white petals Beautiful for bouquets	White	Mid	34"
White Sarah Bernhardt	Large bowl shaped flowers Hybrid of Sarah Bernhardt	White	Mid	32"



VOGUE



WHITE CAP



WHITE ELEGANCE



WHITE SARAH BERNHARDT

Ednie Flower Bulbs



WHITE WINGS

Variety	Description	Color	Flowering Time	Height
White Wings	<i>Elegant white single flowers</i> <i>Lovely foliage</i>	White/Yellow	Mid	31"

Estimated number of stems/flowers per plant (2-3 or 3-5 eyes)

Variety	Planting	YEAR	Number of Stems 2-3 eyes	Number of Stems 3-5 eyes
Sarah Bernhardt	Planting in Fall	2023		
(Sarah Bernhardt variety as example)	Spring	2024	0	0
	Spring	2025	0	3
	Spring	2026	4	7
	Spring	2027	6	8
	Spring	2028	7	9
	Spring	2029	8	9
	Spring	2030	8	9



Photo Courtesy of Kathleen Gagan

Itoh Peonies



BARTZELLA

Itoh peonies are a cross between Lactiflora (general peony) and Suffruticosa (tree peony). These plants develop below the soil as normal peonies (easy to divide) and above the soil as tree peonies. This results in the ultimate garden peonies, one with a high decorative value. After several years, it is not unusual for the plant to produce fifty or more flowers! After flowering, the Itoh peony is still a beautiful garden plant.



BORDER CHARM

Variety	Description	Color	Flowering Time	Height
Bartzella	<i>Yellow, dark red near centers</i>	Yellow	Early-Mid	35"
Border Charm	<i>Known for its red markings that change to yellow near the edges</i>	Yellow/Red	Early-Mid	35"
Callie's Memory	<i>Creamy yellow petals have rust red hearts</i>	Yellow	Very Early	35"
Canary Brilliants	<i>Elegant flower changes colors Yellow, pinks and tiny red marks</i>	Yellow	Early-Mid	35"
Cora Louise	<i>White with red-purple heart Lightly fragrant</i>	White/Purple	Early-Mid	35"
Dark Eyes	<i>Deep burgundy red flowers with yellow stamens; softly scented</i>	Red	Mid	35"
First Arrival	<i>Bright lavender-pink flowers Tall stems</i>	Pink	Very Early	35"



CALLIE'S MEMORY



CANARY BRILLIANTS



CORA LOUISE



DARK EYES



FIRST ARRIVAL



GARDEN TREASURE



HILLARY



JULIA ROSE



KOPPER KETTLE

Variety	Description	Color	Flowering Time	Height
Garden Treasure	<i>Open sunny yellow flowers Touch of red in center</i>	Yellow	Mid	20"
Hillary	<i>Antique rose flowers Petals fade with age</i>	Pink	Very Early	35"
Julia Rose	<i>Vibrant shades of deeper pink flowers</i>	Pink	Very Early	35"
Kopper Kettle	<i>Antique salmon petals have dark centers Lightly fragrant</i>	Salmon	Mid	35"
Lollipop	<i>Cream with random raspberry red flames Floriferous</i>	Yellow/Red	Early-Mid	35"
Love Affair	<i>White petals gold center Sturdy stems</i>	White	Mid-Late	28"
Morning Lilac	<i>Vibrant fuchsia pink petals Large fragrant blooms</i>	Pink	Early	35"
Old Rose Dandy	<i>Antique rose colored petals Strong grower</i>	Pink	Early-Mid	35"
Orange Victory	<i>Pleasant orange, shaded dark red centers Half to full double shape</i>	Orange	Early-Mid	35"
Pastel Splendour	<i>Pleasant pastel shades, dark red centers; long stems for cutting</i>	Pink	Very Early	35"



LOLLIPOP



LOVE AFFAIR



MORNING LILAC



OLD ROSE DANDY



ORANGE VICTORY



PASTEL SPLENDOUR



PRAIRIE CHARM



SCARLET HEAVEN



SCRUMDIDDLYUMPTIOUS



SONOMA BY THE BAY

SONOMA
KALEIDOSKOPE

VIKING FULL MOON

Variety	Description	Color	Flowering Time	Height
Prairie Charm	<i>Cream to yellow petals, red towards middle of flowers; large blooms</i>	Yellow	Early	35"
Scarlet Heaven	<i>Beautiful deep red flowers Single flower type</i>	Red	Early	35"
Scrumdiddlyumptious	<i>Light cream and pink petals Large half-to-full double</i>	Pink	Very Early	35"
Sonoma by the Bay	<i>Vibrant single fuchsia pink flowers Side buds</i>	Pink	Mid	35"
Sonoma Kaleidoskope	<i>Delicate single multi tone petals Salmon shades all blended</i>	Salmon	Early	35"
Viking Full Moon	<i>Lightly ruffled single petals Beautiful dark foliage contrasts</i>	Yellow	Mid	35"
White Emperor	<i>Elegant semi-double white petals Strong stems</i>	White	Mid	30"
Yankee Doodle Dandy	<i>Rich pink petals with cream overtones; deep green foliage</i>	Pink	Mid	36"
Yellow Doodle Dandy	<i>Luminous yellow shades Fragrant semi double</i>	Yellow	Mid	35"
Yellow Waterlily	<i>Soft yellow, rust red marks in centers Looks like waterlilies</i>	Cream	Mid	35"



WHITE EMPEROR

YANKEE
DOODLE DANDYYELLOW
DOODLE DANDYYELLOW
WATERLILY

Ednie Flower Bulbs

Patio Peonies

These are specially selected because of their compact growth habit and ease of flowering in pots and gardens! Peonies are also a great addition to any perennial program. Bare root plants are potted in the fall in 1-1/2 to 2 gallon pots. Plant with the eyes 1-1/2 to 2" below the surface in a well-drained perennial potting mix. Water thoroughly. For the winter, place the pots in a cool area out of direct sunlight that might warm the pots on sunny days.



ATHENS



DUBLIN

Variety	Description	Color	Flowering Time	Height
Athens	<i>Strong stems</i>	Pink	Spring	18-24"
Dublin	<i>Strong stems</i>	White/Yellow	Spring	18-24"
Kiev	<i>Strong stem and flower</i>	Pink/Cream	Spring	18-24"
London	<i>Deep pink, full flowers</i>	Pink	Spring	18-24"
Madrid	<i>Pure white with cream centers Strong stems</i>	White	Spring	18-24"
Moscow	<i>Semi double blood red flowers Strong stems</i>	Red	Spring	18-24"
Oslo	<i>Single formed flowers; strong stems</i>	Pink	Spring	18-24"
Rome	<i>Double medium pink flowers Strong stems</i>	Pink	Spring	18-24"



KIEV



LONDON

Plants should stay dormant until spring. Plants may be forced a few weeks earlier by placing them in a tunnel or greenhouse to encourage earlier growth. 3/5 eye divisions will produce a larger plant that will fill out the pot better and be ready to sell the following spring. Plants grown for two seasons can be expected to bring a higher price because the plants will be larger and have more flowers.



MADRID



MOSCOW



OSLO



ROME

Tree Peonies

Tree peonies are woody shrubs native to China. These Peonies are much different from their cousins, the herbaceous “regular” peonies. Tree peonies do not die to the ground but rather grow off the old wood each year. When mature, they can be up to 6 ft in width and height. Most varieties are hardy in Zones 4-8. They like moist soil and grow best in full sun or a small amount of shade. They are deer and disease resistant. At full maturity, they can have up to 50 huge flower heads. Grown in the Netherlands, they are 2-year-old roots.



BA QIAN DAI
CHUN



JIN JU FEI

Variety	Description	Color	Flowering Time	Height
Ba Qian Dai Chun (Suffruticosa Celebration)	Double flowers, darker under petals Red leaves when flower blooms	Pink	Mid	27"
Jin Ju Fei (Rockii-Flare Heavenly Pink)	Pretty paste pink flowers Fragrant	Pink	Mid	70"
Jing He Lan (Rockii-Flare Vintage)	Magenta to lavender lotus type flowers Floriferous	Purple	Mid	47"
Jing Xuan Hong (Rockii-Flare Marvellous)	Strong pink double flowers, darker centers Fragrant and round	Red	Mid	39"
Jing Yu Tian Cheng (Rockii-Flare Eagle Wings)	White with red purple hearts Lightly fragrant	White/Purple	Mid	78"
Jing Yun Guan (Rockii-Flare Carte Blanche)	Pure white double flowers Strong fragrance	White	Mid	78"



JING HE LAN



JING XUAN HONG



JING YU TIAN CHENG



JING YUN GUAN



JING ZI GUAN YIN XIAN



JING ZUI MEI



LUTEA HIGH NOON



LUTEA SOUVENIR

Variety	Description	Color	Flowering Time	Height
Jing Zi Guan Yin Xian (Rockii-Flare Noble Crown)	<i>Double shaped fuchsia purple</i> <i>Upright strong fragrance</i>	Purple	Mid	59"
Jing Zui Mei (Rockii-Flare Dream)	<i>Pink petals have darker streaked veins</i> <i>Very fragrant</i>	Pink	Mid	78"
Lutea High Noon	<i>Pale yellow to sunny yellow; rose shape</i> <i>Lemony fragrance</i>	Yellow	Mid	72"
Lutea Souvenir	<i>Shades of yellow with red picotee edges</i> <i>Very large double</i>	Yellow	Mid	60"
Qian Zi Bai Tai (Rockii Flare Gentle Touch)	<i>Full, pink, soft flowers</i> <i>Fragrant</i>	Pink	Mid	47"
Tao Hao Xiang Yu (Rockii-Flare Nightsky)	<i>Dark centers flare into pink, light edges; light</i> <i>fragrance</i>	Pink	Mid	39"



QIAN ZI BAI TAI



TAO HAO XIANG YU

Tree Peony Growing Information

All Tree Peonies commercially sold are grafted plants, grafted onto Peony Lactiflora whose roots usually develop horizontally and shallow. It is important to make sure plants develop vigorous new roots during the first couple of growing seasons. This can be done by adding additional mulch on the surface of the soil and covering them with a burlap bag to protect them against the cold dry wind in winter.

Under the right conditions, Tree Peonies can survive for many years (the oldest one in Japan is over 200 years old!). They are hardy in Zones 4-8. Tree Peonies grow well in both full sun and/or partial shade. Tree Peonie prefers fertile, moist, but well-drained soil.

We recommend feeding with a slow release of organic fertilizer twice a year. First fertilization (3-6-5) should be done after flowering and second fertilization (5-10-8) should be in November or December.



Variety	Page
Albert Crousse	4
Alertie	4
Allan Rogers	4
Amalia Olson	4
America	4
Anemoniflora	4
Angel Cheeks	4
Ann Cousins	4
Apricot Whisper	4
Belgravia	4
Blaze	5
Blush Queen	5
Blushing Princess	5
Bouquet Perfect	5
Bowl of Cream	5
Bridal Gown	5
Bridal Icing	5
Bridal Shower	5
Brother Chuck	5
Buckeye Belle	5
Bunker Hill	6
Burst of Joy	6
Candy Stripe	6
Carl G Klehm	6
Charles White	6
Chiffon Parfait	6
Christmas Velvet	6
Claire de Lune	6
Class Act	6
Colonel Owens Cousins	6
Command Performance	7
Cora Stubbs	7
Coral Charm	7
Coral Sunset	7
Coral Supreme	7
Couronne d Or	7
Cytherea	7

Variety	Page
Diana Parks	7
Do Tell	7
Dr. F.G. Brethour	7
Dr. Alexander Fleming	8
Duchess De Nemour	8
Eden's Perfume	8
Eden's Temptation	8
Edulis Superba	8
Eliza Lundy	8
Ellen Cowley	8
Elsa Sass	8
Etched Salmon	8
Felix Supreme	8
Festiva Maxima	9
Flame	9
Florence Nicholls	9
Francoise Ortegat	9
Gardenia	9
Gay Patee	9
Golden Frolic	9
Goldmine	9
Green Halo	9
Henry Bockstoce	9
Henry Sass	10
Highlight	10
Honey Gold	10
Immaculee	10
Inspecteur Lavergne	10
Ivory Victory	10
Jacorma	10
Jadwiga	10
Jan Van Leeuwen	10
Joker	10
Kansas	11
Karl Rosenfield	11
Kelways Glorious	11
King's Day	11

Variety	Page
Krinkled White	11
Lady Alexandra Duff	11
Lady Orchid	11
Lavon	11
Lemon Chiffon	11
Lois' Choice	11
Lorelei	12
Mackinac Grand	12
Madame Claude Tain	12
Madame de Verneville	12
Many Happy Returns	12
Mary Brand	12
Miss America	12
Mons Jules Elie	12
Moon over Barrington	12
Moon River	12
Moonstone	13
Mother's Choice	13
Mrs JV Edlund	13
My Love	13
Nick Shaylor	13
Old Faithful	13
Omeo Snow	13
Pastel Elegance	13
Paul M Wild	13
Paula Fay	13
Pecher	14
Peter Brand	14
Petticoat Flounce	14
Pillow Talk	14
Pink Hawaiian Coral	14
Primevere	14
Princess Bride	14
Raspberry Sundae	14
Red Charm	14
Red Grace	14
Red Sarah Bernhardt	15

Tree Peonies

Variety	Page
Requiem	15
Roy Pehrsons	15
Salmon Chiffon	15
Salmon Dream	15
Sarah Bernhardt	15
Shirley Temple	15
Snow Mountain	15
Soft Salmon Saucer	15
Solange	15
Sorbet	16
Sunny Girl	16
The Fawn	16
Top Brass	16
Vanilla Schnapps	16
Vivid Rose	16
Vogue	16
White Cap	16
White Elegance	16
White Sarah Bernhardt	16
White Wings	17

Itoh Peonies

Variety	Page
Bartzella	18
Border Charm	18
Callie's Memory	18
Canary Brilliants	18
Cora Luise	18
Dark Eyes	18
First Arrival	18
Garden Treasure	19
Hillary	19
Julia Rose	19
Kopper Kettle	19
Lollipop	19
Love Affair	19
Morning Lilac	19

Variety	Page
Old Rose Dandy	19
Orange Victory	19
Pastel Splendour	19
Prairie Charm	20
Scarlet Heaven	20
Scrumdidlyumptious	20
Sonoma by the Bay	20
Sonoma Kaleidoskope	20
Viking Full Moon	20
White Emperor	20
Yankee Doodle Dandy	20
Yellow Doodle Dandy	20
Yellow Waterlilly	20

Patio Peonies

Variety	Page
Athens	21
Dublin	21
Kiev	21
London	21
Madrid	21
Moscow	21
Oslo	21
Rome	21

Variety	Page
Ba Qian Dai Chun (Suffruticosa Celebration)	22
Jin Ju Fei (Rockii-Flare Heavenly Pink)	22
Jing He Lan (Rockii-Flare Vintage)	22
Jing Xuan Hong (Rockii-Flare Marvellous)	22
Jing Yu Tian Cheng (Rockii-Flare Eagle Wings)	22
Jing Yun Guan (Rockii-Flare Carte Blanche)	22
Jing Zi Guan Yin Xian (Rockii-Flare Noble Crown)	23
Jing Zui Mei (Rockii-Flare Dream)	23
Lutea High Noon	23
Lutea Souvenir	23
Qian Zi Bai Tai (Rockii Flare GentleTouch)	23
Tao Hao Xiang Yu (Rockii-Flare Nightsky)	23



Garden Peonies for Landscaping



LANDSCAPING

Peonies in the landscape need a sunny location with good soil, and good drainage. Plant the eyes 1-1/2 to 2" below the surface, and water well after planting. Remember to provide adequate watering during the first season and in future years during drought periods. Plants can be mulched with compost or shredded mulch, keeping the mulch away from the emerging stems in the spring. If Peony flowers are too heavy for the stems to support, use peony rings for added support. Deadhead flowers after they fade to prevent seeds from forming. Peonies can stay in the same spot for many years without the need to divide or thin them. Choose your planting location carefully. Remove the dead foliage in the fall to help prevent overwintering of any disease.

POTTED PEONIES

Peonies are a great addition to a perennial program. Bare root plants are potted up in the fall in 1-1/2 to 2 gallon pots. Plant with the eye 1-1/2 to 2" below the surface. Use a well-draining perennial potting mix. Water thoroughly then place in a cool area for the winter, out of direct sunlight that might warm the pots on sunny days. Plants should stay dormant until spring. 3/5 eye divisions will produce a larger plant that will fill out the pot better, and be ready to sell the following spring. Plants grown for two seasons can be expected to bring a higher price because the plants will be larger, with more flowers. Plants may be forced a few weeks earlier by placing them in a tunnel or greenhouse to encourage earlier growth.



Photos courtesy of Kathleen Gagan

Enjoyed this Catalog?
More available...





Photo courtesy of Mrs. Sarah Kerr

Ednie Flower Bulbs

Ednie Flower Bulbs



Ednie Flower Bulbs

By - KAS 2023