	<b>NOAA COMMISSIONED OFFICER CORPS DIRECTIVES</b>	CHAPTER	VERSION
	UNIFORMS AND AWARDS	12	5.0
	AUTHORIZED BY:	EFFECTIVE DATE	
	<i>Nancy L. Hann, RADM/NOAA</i>	October 11, 2023	
	Rear Admiral Nancy L. Hann, NOAA Director, NOAA Corps	REVIEW DATE	
		October 11, 2028	

**Purpose**

This chapter provides descriptions of all authorized NOAA Corps uniforms, awards, and their respective components and to provide guidance for all NOAA Corps activities prescribing the wear of NOAA Corps uniforms and NOAA Corps grooming and personal appearance standards.

**References**

- (A) [33 U.S.C. Chapter 43](#)
- (B) [Department of Commerce Performance Management Handbook \(Recognition\)](#)
- (C) [NAO 202-451: NOAA Incentive Awards Program](#)
- (D) NOAA Incentive Awards Program Handbook
- (E) Department of Defense Instruction 1300.28: In-Service Transition for Transgender Service Members

**Document History**

DOCUMENT HISTORY		
Version	Description of Change	Effective Date
5.0	Authorizes expansion of International Service Ribbon to shore-side and retroactive issuance to January 1, 2021. Deletes “NOAA presents a certificate” in section 12705(F)(2)(c) as OPMD doesn’t establish or fund a certificate.	October 2023
4.0	Authorizes retroactive issuance of NOAA Corps Recruiting Achievement Ribbon to January 1, 2021.	June 2023
3.0	Corrects formatting errors, adds exception authority to accommodate self-identified gender prior to a change in gender marker in DEERS.	May 2023
2.0	Reformatted and revised to include updates made by NOAA Corps Amendments Act of 2020 ( <a href="#">Pub. L. 116-259</a> ) and James M. Inhofe National Defense Authorization Act for Fiscal Year 2023 ( <a href="#">Pub. L. 117-263</a> ). Updated to include new grooming and personal appearance standards in line with other Uniformed Services.	March 2023
1.0	Initial Document	April 2017

Chapter 12 – Uniforms and Awards

**Parts**

Part 1 – General .....3

Part 2 – Officer Bearing and Grooming.....9

Part 3 – Special Circumstances .....19

Part 4 – Uniform Descriptions (Male) .....25

Appendix 12.4.1 – Male Uniform Items .....46

Part 5 – Uniform Descriptions (Female).....65

Appendix 12.5.1 – Female Uniform Items .....94

Part 6 – Insignia, Medals, and Ribbon Bars.....115

Part 7 – Awards.....143

**Part 1 – General**

**Sections**

12101 General .....4

12102 Authorized Uniforms.....6

12103 Required Uniforms .....6

12104 Uniform of the Day .....6

12105 Authority to Prescribe .....7

12106 Uniform Headgear .....7

12107 Uniform Material.....8

12108 Civilian Clothing .....8

12109 NOAA Corps Officers on Duty with Other Services .....8

12110 Exceptions to Uniform Directives.....8

**12101 – General**

- (A) NOAA Corps uniforms are distinctive visual evidence of the authority and responsibility vested in the wearer by the United States. All NOAA Corps officers shall dress in accordance with the traditions and customs of the uniformed service. NOAA Corps officers shall present a professional appearance that reflects positively on the individual, the NOAA Corps, and the United States.
- (B) NOAA Corps officers shall adhere to the uniform and grooming standards (male or female) that matches their gender marker in DEERS unless an exception has been granted according to NCD 12110 – Exceptions to Uniform Directives to accommodate an officer’s real life experience (RLE). An officer’s RLE is the phase in the gender transition process during which the individual begins living socially in the gender role consistent with their self-identified gender. (See DoDI 1300.28 regarding changing a gender marker in DEERS and use of the terms RLE, and self-identified gender.)
- (C) NOAA Corps officers are responsible for procuring and maintaining an adequate supply of uniforms appropriate to their assigned duties.
- (D) NOAA Corps officers will ensure the proper fit and wear of their uniform and maintain compliance of grooming standards as outlined in this Directive. Uniforms shall be kept clean, with lace, devices and insignia bright and free from tarnish and corrosion. Personal appearance will reflect the highest level of the uniformed service image. A professional appearance will be free of distractions while in uniform. The image reflected by attention to detail, compliance with grooming standards while wearing your uniforms, is a key element in the public image of the NOAA Corps.
- (E) Accessory Articles
  - (1) No accessory articles shall protrude from or be visible on the uniform, including cellular phones (except when required in the performance of duty and issued by the command).
  - (2) Bags (i.e. briefcases, gym bags, backpacks, lunch bags, suit cases, garment bags, etc. (this does not include women’s handbags/purses) shall be solid black or navy blue in color, without personal ornamentation, and not distract from the uniform. Bags shall be hand carried in the left hand to facilitate saluting. The exceptions to hand carrying bags are as follows:
    - (a) Computer bags/brief cases may be worn with the strap across the left shoulder of the Service Khaki and ODU uniform to facilitate saluting. When wearing a bag, the strap must be worn (fore and aft) with the bag hanging on the same side of the body. The case or bag will not be worn with the strap and bag on the opposite sides of the body (diagonally).
    - (b) Backpacks may be worn with the straps over both shoulders (fore to aft) or with a single strap over the left shoulder while wearing working uniforms.
    - (c) Women’s handbags shall be carried over the left shoulder or forearm, placing the top of the handbag at waist level.



- (d) Bags may be worn while riding a bicycle or motorcycle, but shall be hand carried upon dismounting provided they do not meet the requirement to wear as outlined in this section. A full seabag may be carried/worn on the shoulders.
  - (e) Bags that do not meet the requirements in this section shall be hand-carried in the left hand.
- (F) Glasses and Eyewear
  - (1) Prescription Glasses are authorized provided the lenses are not eccentric, faddish, or distract from the uniform's appearance. Retainer straps are authorized for Foreign Object Debris (FOD) prevention and safety only. If retainer straps are required, they shall be plain, black, and worn snugly against the back of the head.
  - (2) Sunglasses are authorized as long as they are conservative in design and do not detract from the uniform's appearance. Mirrored lenses are prohibited. Sunglasses are not authorized for military formations. Retainer straps are authorized for FOD prevention and safety only. If retainer straps are required, they shall be plain, black, and worn snugly against the back of the head.
- (G) Military creases are formed by pressing two vertical creases in the front of the shirt, from the shoulder seam through the center of each pocket to the bottom of the shirt, and three evenly spaced vertical creases in the back of the shirt, from the yoke seam to the bottom of the shirt. Shirts which do not have a yoke seam across the back of the shirt as a reference point for placing three evenly spaced creases, start the outboard creases at the shoulder seam and the center crease at the seam where the collar is attached to the shirt, ending all at the bottom of the shirt.
- (H) Uniforms may be tailored to provide a well-fitting, professional bearing. They shall not be altered to the extent of detracting from an appearance or altering their utility, nor shall they be tailored to the point of presenting a tight form fit.
- (I) Suggested changes to these Uniform Directives shall be submitted via memorandum through the chain of command, Chair, Uniform and Awards Board (UAB) and to the Director. The following format is required:
  - (1) Provide a brief statement addressing the uniform issue;
  - (2) A full statement outlining the reason for the suggestion to change:
    - (a) Outline the costs and benefits to the NOAA Corps,
    - (b) List alternatives; and
    - (c) If appropriate, pictures or drawings of the recommended changes.
- (J) All questions concerning uniforms not resolved by these Directives shall be referred to the UAB Chair, via email at: [noaacorps.uab@noaa.gov](mailto:noaacorps.uab@noaa.gov).

**12102 – Authorized Uniforms**

- (A) Authorized uniforms are those uniforms or uniform items that appear within these directives. Uniforms or uniform items not listed in these directives shall not be worn.
- (B) Authorized uniforms are:

Formal Dress	Service Dress Blue
Dinner Dress Blue Jacket	Service Dress White
Dinner Dress White Jacket	Summer White
Dinner Dress Blue	Service Khaki
Dinner Dress White	Operational Dress Uniform
Full Dress Blue	Flight Suit
Full Dress White	

- (C) Optional items are accessory items that may be worn in addition to the basic uniform, and alternate items that may be substituted for a basic uniform component (See Parts 4 and 5 of this Chapter), at the discretion of the officer. Prescribed items are those optional items that a command may require based on a duty station, climate, nature of the assignment, or other factors. Maintenance of prescribed items is required.
- (D) The Director may, at any time, authorize additional uniform items that are made available for purchase and authorized by either the U.S. Navy or U.S. Coast Guard, as appropriate.

**12103 – Required Uniforms**

- (A) NOAA Corps officers shall maintain the basic and prescribed components of the required uniform.
- (B) Required uniforms are outlined below:
- (1) Service Dress Blue (SDB)
  - (2) Summer White
  - (3) Service Khaki
  - (4) Operational Dress Uniform (ODU)
  - (5) Flight Suit (Aviation Only)
- (C) All NOAA Corps officers in the grade of lieutenant commander or above are required to maintain the following uniforms prescribed in Paragraph (B) above as well as:
- (1) Dinner Dress Blue Jacket
  - (2) Dinner Dress White Jacket

**12104 – Uniform of the Day**

- (A) The Uniform of the Day is the uniform prescribed for wear by all NOAA Corps officers within a Command or geographical area. NOAA Corps officers assigned to ships shall wear the Uniform of the Day aboard ships at sea or on duty aboard ships in port.

- (B) The Uniform of the Day shall be in line with the corresponding equivalent Navy or USCG Uniform of the Day within the geographic area.
- (C) Uniforms of the Day shall be designated in the terms outlined in this Chapter.
- (D) Alternate Uniforms of the Day may be designated. Alternate uniforms may be worn at the discretion of the individual NOAA Corps officer, in compliance with prescribing criteria.

#### **12105 – Authority to Prescribe**

- (A) Center commanding officers, commanding officers, aircraft commanders, or senior officers present shall prescribe the uniform of the season, day, or special occasion to be worn by all personnel within the limits of their command. Such prescription shall be made with the knowledge and consent of the Director. The Director shall prescribe the uniform to be worn in the Washington, D.C. metropolitan area.
- (B) Commanding officers or aircraft commanders may authorize NOAA Corps officers under their command to deviate from uniforms prescribed when adverse or unusual field conditions render the prescribed uniforms impractical or inappropriate.
  - (1) Protective clothing and equipment, not normally part of the uniform, may be issued, authorized, or required. The wearing of motorcycle helmets, industrial hats, safety shoes, coveralls, foul-weather gear, flotation jackets, blue or green working jackets (A-2), knit watch caps, sneakers, rubber boots, etc., to meet industrial and personal safety requirements is authorized, and may be mandatory at times.
  - (2) Civilian clothing may be authorized or required for special operations and billets, only after receiving the Director's approval.

#### **12106 – Uniform Headgear**

- (A) The cover is an integral part of the uniform. Out-of-doors, personnel should remain covered at all times except as defined below. Thus, unless ordered to uncover, personnel shall remain covered during change of commands, ship commissioning, launchings, military burials, etc. The chaplain conducting the religious portion of the ceremony will be guided by church customs with respect to wearing of head covering. Covers are typically removed indoors. NOAA Corps officers may remove covers when traveling inside a private or government automobile.
- (B) Covers shall not be worn when outside under the following circumstances:
  - (1) When ordered to uncover;
  - (2) When wearing formal dress, Dinner Dress Blue Jacket, or Dinner Dress White jacket uniforms, unless outer garments are worn with these uniforms, in which case an appropriate cover is required;
  - (3) While seated to dine; and
  - (4) During religious services not associated with a military ceremony.

**12107 – Uniform Material**

Uniform coats, shirts, trousers or skirts, belts, and garrison caps (if worn) shall be made of matching material. The mixing of types of fabric is prohibited.

**12108 – Civilian Clothing**

- (A) Civilian clothing may be worn on leave or liberty; when leaving or returning to a ship, office or other work site; or in any off-duty status in port. NOAA Corps officers shall ensure their civilian dress and personal appearance is appropriate for the occasion and will not bring discredit upon the NOAA Corps and the United States.
- (B) Uniform items may be worn when off duty with civilian attire provided all rank and service insignia have been removed from the item. The resulting (civilian + uniform) attire must not give the impression of being in uniform.
- (C) Personnel on PCS or TDY orders may travel in civilian clothing unless otherwise directed by competent authority. Those who wear a uniform will observe regional travel requirements.
- (D) Personnel under instruction at civilian educational institutions may wear civilian clothes at all times unless otherwise directed by competent authority.

**12109 – NOAA Corps Officers on Duty with Other Services**

- (A) NOAA Corps officers assigned to duty with other uniformed services shall wear the NOAA Corps uniform equivalent to that prescribed for personnel of the service concerned.
- (B) NOAA Corps officers who are transferred to the Armed Forces by Executive Order may wear, with the approval of the service concerned, the uniform of the service to which they have been transferred, and shall comply with the uniform regulations of such service.
- (C) NOAA Corps officers visiting military installations in uniform shall wear the NOAA Corps equivalent of the designated Uniform of the Day, unless circumstances of the visit render the designated uniform impractical or inappropriate.

**12110 – Exceptions to Uniform Directives**

- (A) The Director may approve exceptions to these Directives to accommodate religious requirements of NOAA Corps officers.
- (B) The Director may approve exceptions to these Directives to accommodate an officer's real life experience (RLE) before the officer's gender marker changes in DEERS.
- (C) Request for exceptions to these Directives shall be routed to the Director, through the officer's chain of command and the Director, CPC.

**Part 2 – Officer Bearing and Grooming**

**Sections**

12201 NOAA Corps Officer Bearing.....10

12202 General Grooming Standards .....10

12203 General Personal Appearance .....10

12204 Men’s Personal Appearance.....13

12205 Women’s Personal Appearance .....14

**12201 – NOAA Corps Officer Bearing**

- (A) NOAA Corps officers shall wear their uniforms with personal pride and honor to the NOAA Corps. NOAA Corps officers shall maintain proper uniform decorum at all times. NOAA Corps officer bearing includes, but is not limited to, the following:
  - (1) Proper uniform;
  - (2) Neat appearance;
  - (3) Proper personal grooming and hygiene;
  - (4) Upright posture;
  - (5) Appropriate civilian attire when not in uniform; and
  - (6) Proper conduct and interaction with public officials and private citizens.
- (B) Placing hands in pockets, smoking, eating, or drinking while in uniform as a pedestrian detracts from the appearance and is inappropriate. The use of hand held electronic devices (i.e. cell phones) while walking is inappropriate. In the event of an emergency or need to conduct official business, officers shall stop and step aside.
- (C) Public displays of affection while in uniform shall be short and discrete in nature.

**12202 – General Grooming Standards**

- (A) Grooming standards are based on several elements, including neatness, cleanliness, safety, and appearance. The standards established herein are not intended to be overly restrictive. The primary consideration is to present a neat appearance while wearing the uniform.
- (B) Articles such as pens, pins, jewelry, handkerchiefs, pipes, etc., shall not be worn or carried, exposed upon the uniform, except as authorized in these Directives.
- (C) NOAA Corps officers shall conform to the grooming standards that correspond to their gender marker as recorded in DEERS unless an exception has been granted according to NCD 12110 – Exceptions to Uniform Directives.

**12203 – General Personal Appearance**

- (A) Hairpieces – Hairpieces or wigs shall be of good quality and fit, present a natural appearance, and conform to the grooming standards set forth in these Directives. They shall not interfere with the proper performance of duty or present a safety hazard.
- (B) Jewelry – Conservative Jewelry is authorized for all personnel while in uniform. Jewelry that distracts from the professional appearance while in uniform is not authorized. Jewelry shall not present a safety hazard. Jewelry shall be worn within the following guidelines:
  - (1) Rings – While in uniform, rings shall be conservative. Rings that distract from the professional military appearance of the individual in uniform are not authorized. Rings may consist of natural metals or fabricated materials (e.g., plastic, wood, silicone) and may be gold, silver, copper, grey, tan, brown, black, white, or light pink in color. Only one ring per hand is authorized, plus a wedding/engagement

ring set. Double stacking wedding rings with military academy/educational institution rings is authorized on one hand. Rings shall not present a safety hazard. Rings are not permitted to be worn on the thumb.

- (2) Body Piercing
  - (a) No piercing, other than those for earrings as described below, will be made through the ear, nose, tongue, chin, eyebrow, or any other body part that would be visible while in any uniform. Ear piercings for females must not exceed two per ear lobe and must be small and inconspicuous in accordance with Section 12205(D) of this chapter. Additional ear lobe and cartilage piercings are prohibited.
  - (b) Visible body piercings are not authorized while in uniform, or while carrying out official duties in civilian attire, while within any location under military jurisdiction (e.g., base, ship, aircraft), or while participating in any organized military recreational activities. Piercings concealed by clothing shall not be visible through, or interfere with, the professional appearance or performance of the officer in uniform, or while wearing civilian attire as described above.
  - (c) Personnel with preexisting unauthorized piercings must discontinue use of those piercings to allow for eventual healing. Questionable cases should be referred to the Director, Commissioned Personnel Center (CPC) for guidance.
- (3) Necklaces/choker – While in uniform, only one necklace may be worn and it shall not be visible. Necklaces shall not present a safety hazard.
- (4) Bracelets – While in uniform, bracelets shall be conservative. Bracelets that distract from the professional military appearance of the individual in uniform are not authorized. Bracelets may consist of natural metals or fabricated materials (e.g., plastic, wood, silicone), and may be gold, silver, copper, gray, tan, brown, black, white, or light pink in color. Only one bracelet may be worn while in uniform. Ankle bracelets are not authorized. Bracelets shall not present a safety hazard.
- (5) Wristwatches – While in uniform, wristwatches shall be conservative. Wristwatches that distract from the professional military appearance of the individual in uniform are not authorized. Only one watch and one bracelet may be worn simultaneously (one on each wrist) while in uniform.
- (C) Tattoos/Body Art/Brands – All tattoos/body art/brands are subject to the following requirements, regardless of ink type (including ultraviolet). Cosmetic tattooing is authorized to correct medical conditions requiring such treatment, and is not subject to the limitations listed herein. For the purpose of this Directive, cosmetic tattooing refers to medical or surgical procedures conducted by licensed, qualified medical personnel.
  - (1) Location – No tattoo or brand, of any type, is authorized on the head, face (including inside the mouth), neck, or hands, except as described below.

- (a) Neck/Chest – No tattoo or brand may be visible above the collar of a standard crew neck t-shirt.
  - (b) Hands – A single tattoo per hand, no larger than one inch in any dimension is authorized between the wrist and the first knuckle (closest to the wrist). Tattoos on the palm of the hand are not authorized.
  - (c) Fingers – A single finger tattoo per hand is authorized and must be within the first and second knuckle closest to the wrist. A ring is considered a finger tattoo.
  - (d) Head/Face – Permanent cosmetic makeup is authorized for female officers in accordance with Section 12205((2)) of this Chapter. No other tattoos, body art, branding, etc. is permitted on the head or face.
- (2) Content – Tattoos or brands anywhere on the body that promote racism/discrimination, indecency, extremist or supremacist philosophies, lawlessness, violence, or contain sexually explicit material are prohibited. Prohibited content includes, but may not be limited to:
- (a) Racist or discriminatory tattoos or brands that advocate the degradation of people based on a protected category.
  - (b) Indecent or sexually explicit tattoos or brands that contain a visual image, the dominant theme of which depicts or promotes graphic nudity, including sexual activities or organs, in a lustful way. Tattoos featuring fully exposed nudity are prohibited.
  - (c) Extremist tattoos or brands that depict or promote extremist activities or organizations that advocate hatred, intolerance, or lawlessness (e.g., terrorist groups, neo-Nazis, skinheads, outlaw gangs, extreme political organizations with violent histories). Because some extremist/criminal groups and organizations exploit popular symbols (e.g., cartoon characters), care must be taken in evaluating such tattoos or brands so as not to implicate members who may have selected the tattoo or brand based on its artistic value rather than a hidden meaning. In these cases, a member's command will make a determination based on the totality of thematic elements expressed by tattoos or brands elsewhere on the body.
  - (d) Tattoos or brands labeled violent or promoting lawlessness are those that depict extreme graphic violence, profanity, glorifications of drug culture, or markings that can reasonably be interpreted as advocating the violent overthrow of State or Federal Government.
- (3) Coverage Area – There is no limitation on size or percentage of coverage of tattoos, with the exception of those prescribed in Section 12203(1) of this Directive. In the case of branding, no more than one brand, not to exceed 4-inches by 4-inches, is authorized. Branding content and location is subject to the restrictions listed in Section 12203(1) and (2), of this Directive.



- (4) Body Mutilation or Modification – Other forms of intentional body mutilation or modification are not authorized. Examples include: scarring, excessive ear piercing/stretching, tongue splitting, subdermal decorative implants, decorative tooth plating/engraving, etc. This prohibition does not include traditional elective medical procedures such as teeth straightening, cosmetic plastic surgery, etc.

**12204 – Men’s Personal Appearance**

- (A) Hair will be clean and neatly arranged, presenting a professional appearance while in uniform or when wearing civilian attire in the performance of duty.
  - (1) Keep hair neat, clean and well groomed. Hair above the ears and around the neck shall be tapered from the lower natural hairline upwards at least 3/4 inch and outward not greater than 3/4 inch to blend with hair-style. Hair on the back of the neck must not touch the collar. Hair shall be no longer than four inches and may not touch the ears, collar, extend below eyebrows when headgear is removed, show under front edge of headgear, or interfere with properly wearing military headgear. The bulk of the hair (the distance that the mass of hair protrudes from the scalp) shall not exceed approximately two inches.
    - (a) Hair coloring must look natural and present a complementary appearance. Multicolored hair styles (other than naturally-occurring) are not authorized.
    - (b) The unique quality and texture of curled, waved, and straight hair are recognized, and in some cases the 3/4-inch taper at the back of the neck may be difficult to attain. In those cases, hair must present a graduated appearance and may combine the taper with a line at the back of the neck.
    - (c) One (cut, clipped or shaved) natural, narrow, fore and aft part is authorized.
    - (d) Varying hairstyles, including afro, are permitted if these styles meet the criteria of maximum length and bulk, tapered neck and sides, and do not interfere with properly wearing military headgear. Plaited or Braided hair shall not be worn while in uniform or in a duty status.
    - (e) Keep sideburns neatly trimmed and tailored in the same manner as the haircut. Sideburns shall not extend below a point level with the middle of the ear, shall be of even width (not flared) and shall end with a clean-shaven horizontal line. "Muttonchops," "Ship's captain," or similar grooming styles are not authorized.
- (B) Shaving and Mustaches – The face shall be clean shaven unless a medical shaving waiver or religious accommodation is authorized by the Director.
  - (1) Mustaches, if worn, will be kept neatly and closely trimmed. No portion of the mustache shall extend below the lip line of the upper lip. In addition, it shall not go beyond a horizontal line extending across the corners of the mouth, and no more than 1/4-inch beyond a vertical line drawn from the corner of the mouth.

The length of any individual mustache hair fully extended will not exceed 1/2-inch. Handlebar mustaches, goatees, beards, or chin hair are not authorized.

- (C) Fingernails – Fingernails shall be kept clean and maintained in a professional appearance. Fingernails shall not extend past the fingertips. The tips of the nails may be rounded to align with the contour of the fingertip. Buffed nails or clear coat nail polish is authorized. Colored nail polish is not authorized.
- (D) Earrings – Earrings are not authorized in uniform, or while carrying out official duties in civilian attire, while within any location under military jurisdiction (e.g., base, ship, aircraft), or while participating in any organized military recreational activities.

### **12205 – Women’s Personal Appearance**

- (A) Hair will be clean and neatly arranged, presenting a professional appearance while in uniform or when wearing civilian attire in the performance of duty.
  - (1) Acceptable Hairstyle Criteria – Hairstyles and haircuts shall present a professional and balanced appearance. Appropriateness of a hairstyle shall be evaluated by its appearance when headgear is worn. All headgear shall fit snugly and comfortably around the largest part of the head without distortion or excessive gaps. Hairstyles will not interfere with the proper wearing of headgear, protective masks or equipment. When headgear is worn, hair shall not show from under the front of the headgear. Hair is not to protrude from the opening in the back of the ball cap, except when wearing a bun or ponytail hairstyle. All buns and ponytails shall be positioned on the back of the head to ensure the proper wearing of all headgear. Lopsided and extremely asymmetrical hairstyles are not authorized. Angled hairstyles will have no more than a 1-1/2 inch difference between the front and the back length of hair. Layered hairstyles are authorized provided layers present a smooth and graduated appearance.
  - (2) Hair length – When in uniform, hair may touch, but not fall below a horizontal line level with the lower edge of the back of the collar. Long hair, including braids, shall be neatly fastened, pinned, or secured to the head. When bangs are worn, they shall not extend below the eyebrows. Hair length shall be sufficient to prevent the scalp from being readily visible (with the exception of documented medical conditions). Hair bulk (minus the bun) as measured from the scalp will not exceed 2 inches. The bulk of the bun shall not exceed 3 inches when measured from the scalp and the diameter of the bun will not exceed or extend beyond the width of the back of the head. Loose ends must be tucked in and secured.
  - (3) Hairstyles – Hairstyles shall not detract from a professional appearance in uniform. Styles with shaved portions of the scalp (other than the neckline), those with designs cut, braided, or parted into the hair, as well as dyed using unnatural colors are not authorized. The unique quality and texture of curled, waved and straight hair are recognized. All hairstyles must minimize scalp exposure. While this list shall not be considered all inclusive, the following hairstyles are authorized:

- (a) Three strand braids and two strand braids (also referred to as twists) are authorized. Braided hairstyles shall be conservative and conform to the guidelines listed herein.
- (b) Multiple braids – Multiple braids consist of more than 2 braids and encompass the whole head. When a hairstyle of multiple braids is worn, each braid shall be of uniform dimension, small in diameter (no more than 1/4 inch), and tightly interwoven to present a neat, professional, well-groomed appearance. Foreign material (e.g., beads, decorative items) shall not be braided into the hair. Multiple braids may be worn loose, or may be pulled straight back into a bun, within the guidelines herein.
- (c) Two individual braids – One braid worn on each side of the head, uniform in dimension and no more than one inch in diameter. Each braid extends from the front to back of the head near the lower portion of the hair line (i.e., braids are closer to the top of the ear than the top of the head to prevent interference with wearing of headgear). A single French braid may be worn starting near the top of the head and be braided to the end of the hair. The end of the braid must be secured to the head and braid placement shall be down the middle of the back of the head.
- (d) Corn rows – Corn rows must be in symmetrical fore and aft rows, and must be close to the head, leaving no hair unbraided. They must be no larger than 1/4 inch in diameter and show no more than approximately 1/8 inch of scalp between rows. Corn row ends shall not protrude from the head. Rows must end at the nape of the neck and shall be secured with rubber bands that match the color of the hair. Corn rows may end in a bun conforming to the guidelines listed herein, if hair length permits.
- (e) Rolls – Two individual rolls, one on each side of the head, must be near the lower portion of the hair line (i.e., rolls are closer to the top of the ear than the top of the head and will not interfere with wearing of headgear). Rolls must be of uniform dimension and no more than one inch in diameter.
- (f) Locks – Lock hairstyle (locks) for the purpose of NOAA Corps Directives grooming standards consists of one section of hair that twists from or near the root to the end of the hair and creates a uniform ringlet or cord-like appearance. Locks may be worn in short, medium, and long hair lengths in the following manner:
  - (i) Locks must continue from the root to the end of the hair in one direction (no zig-zagging, curving, or ending before the end of the lock to dangle as a wisp or loose hair) and should encompass the whole head. Locks partings must be square or rectangle in shape in order to maintain a neat and professional appearance.

- (ii) Locks can be loose (free-hanging where no hair is added to the lock once it is started other than hair extensions that are attached to natural hair). When worn loose, locks will be spaced no more than three-eighths of an inch apart, diameter/width will not exceed three-eighths of an inch, and locks will be tightly interlaced to present a neat and professional military appearance. Locks may also be worn in a bun provided all hair grooming requirements are met. Faux locks are authorized provided the hairstyle worn is in compliance with female hair grooming requirements. Locks may not be worn in combination with other hair styles (e.g. twists, braids).
  - (iii) New growth (defined as hair that naturally grows from the scalp and has not yet been locked) will not exceed one-half inch at any time.
  - (iv) Locks that do not meet the above standards and do not present a neat and professional military appearance will not be worn in uniform.
- (g) Ponytails – A ponytail is a hairstyle in which the hair on the head is pulled away from the face, gathered and secured at the back of the head with an approved accessory as prescribed in Section 12205 – Women’s Personal Appearance, of this chapter. Hair extending beyond the securing accessory may be braided or allowed to extend naturally. The wear of a single braid, French braid, or a single ponytail in Service, Working, and PT uniforms is authorized. The following criteria pertain to the wearing of ponytail hairstyles while wearing a NOAA Corps uniform. Ponytail hairstyles will not interfere with the proper wearing of military headwear and equipment nor extend downward more than three inches below the lower edge of the collar (shirt/blouse, jacket or coat) while sitting, standing or walking. Additionally, ponytails will not extend outward more than three inches behind the head as measured from the securing accessory, nor shall the width exceed the width of the back of the head or be visible from the front. In spaces or environments where there are operational hazards such as rotating gear, etc., the hair may not be worn below the bottom of the collar.
- (h) Hair Accessories – When hair accessories are worn, they must be consistent with the hair color. A maximum of two small barrettes, similar to hair color, may be used to secure the hair to the head. Bun accessories (used to form the bun), are authorized if completely concealed. Additional hairpins, bobby pins, small rubber bands, or small thin fabric elastic bands may be used to hold hair in place, if necessary. The intent is for pinned-up hair to be styled in a manner that prevents loose ends from extending upward or outward from the head. For example, when using barrettes or hairpins, hair will not extend loosely from the head; when hair is in a bun,

all loose ends must be tucked in and secured. Hair accessories shall not present a safety or foreign object damage (FOD) hazard. Hair nets shall not be worn unless authorized for a specific type of duty. Headbands, scrunchies, combs, claws and butterfly clips, are examples of accessories that are not authorized; this list is not to be considered all inclusive.

- (i) Unauthorized Hairstyles – While this list shall not be considered all inclusive, the following hairstyles are not authorized: Pigtails; braids that are widely spaced and/or protrude from the head. Commanding Officers have the ultimate responsibility for determining when hairstyles are eccentric, faddish, or out of standards.
- (j) Hair coloring must look natural and present a complementary appearance. Multicolored hair styles (other than naturally-occurring) are not authorized.
- (k) Grooming Standards Exception.
  - (i) During group Command/Unit physical training, Commanding Officers are authorized to standardize unit policy for the relaxation of female hair grooming standards with regard to having hair secured to head (e.g., ponytails). Hair restraining devices, if worn, will be consistent with the current hair color.
  - (ii) Relaxed Hair Requirement with Dinner Dress Uniforms – Female officers are authorized to wear their hair below the lower edge of the collar of the blouse, jacket, or coat of the Dinner Dress Uniform being worn. All other NOAA Corps grooming requirements will remain in effect per the guidance promulgated by these Directives.

(B) Fingernails

- (1) Fingernails shall be kept clean and maintained in a professional appearance.
- (2) Fingernails shall have rounded or squared shaped nail tips, and shall not extend beyond 1/4-inch from the end of the fingertip. Nail polish, if worn, shall be of only one color, and all nails shall match. Ornate decorations (such as gems), prints/designs, metallic, glitter-style, textured colors, glow-in-the-dark, and fluorescent/neon colors are not authorized. French and American manicures (white and off-white tips with neutral base color ONLY) are authorized, and are the only two-tone nail color authorized. The tip shall be no wider than 1/4-inch, and must present a clean, natural appearance. Nails shall be maintained to present a professional appearance. Damaged or chipped fingernail color should be repaired in a timely manner (1-2 days). If matching polish is not available or the chipped colors cannot be repaired in a timely manner, the polish should be removed or changed.

(C) Cosmetics

## Part 2 – Officer Bearing and Grooming

- (1) Cosmetics may be applied so that colors blend and enhance natural features. Exaggerated cosmetic styles are not authorized with the uniform and shall not be worn. Care should be taken to avoid an artificial appearance. Lipstick colors shall be conservative and present a complementary appearance. Long false eyelashes shall not be worn while in uniform.
  - (2) Cosmetic permanent makeup is authorized for eyebrows, eyeliner, lipstick, and lip liner only. Permanent makeup shall blend naturally to enhance a natural appearance. Exaggerated cosmetic styles are not authorized and shall not be obtained. Approved permanent makeup colors are as follows: Eyebrows shall be shades of black, brown, blonde or red that matches the individual's natural hair color. Eyeliner shall be shades of black, brown, blue or green that matches the individual's natural eye color and shall not extend past the natural corner of the eye. Lip liner and lipstick shall be the color of the natural lip or shades of pink and moderate reds only.
- (D) Earrings – Earrings, if worn, will be 4-6mm ball studs (approx. 1/8- to 1/4-inch), natural white pearl (colored pearls are not authorized), white diamond, or plain gold with shiny or brushed matte finish settings. Synthetic variants of diamond or pearl earrings are acceptable provided they meet color and size requirements. While in uniform, only one earring may be worn per ear, centered on the earlobe.

**Part 3 – Special Circumstances**

12301	Travel.....	20
12302	Maternity .....	20
12303	Funerals .....	21
12304	Retired and Separated NOAA Corps Officers.....	21
12305	Other Situations .....	22
12306	The NOAA Corps Sword .....	23

**12301 – Travel**

- (A) When traveling in uniform Service Dress Blue (SDB) may be worn during any season of the year. This uniform is authorized, when in a travel status, for periods of actual travel, and for wear during the conduct of business at the destination.
- (B) Commuting is taking a direct route between place of residence and place of work. Commuting is not considered travel for the purposes of this section. The prescribed or alternate Uniform of the Day may be worn when commuting.
- (C) When traveling domestically and in uniform, the prescribed or alternate Uniform of the Day for destination or point of departure, or Service Dress Blue is authorized. (NCD 12301(A) Conducting business at the destination, the prescribed uniform or alternate Uniform of the Day for that area, or Service Dress Blue is authorized.
  - (1) The black v-neck pullover sweaters are authorized for travel with service dress blue and service khaki.
  - (2) The blue garrison cap is authorized for travel with service dress blue only when wearing a black v-neck pullover sweater and/or the black jacket.
- (D) When traveling to and in foreign countries in an official capacity, a low profile shall be maintained. Service Dress Blue is the preferred uniform while on foreign travel, however, the uniform worn will be dictated according to the Security Assessment and official business the NOAA Corps officer is engaged in while in a foreign country.

**12302 – Maternity**

- (A) Maternity uniforms are required for all pregnant women in the NOAA Corps when a uniform is prescribed, and regular uniforms no longer fit. Pregnant women may wear outer garments (raincoat, overcoat, reefer, cardigan sweater, etc.) unbuttoned if they no longer fit properly when buttoned.
- (B) The only difference between regular and maternity uniform is the proportion of the fit. Components, optional items, and occasions for wear are described in Part 5 – Uniform Descriptions (Female) of this chapter.
- (C) The equivalency for maternity uniform to the prescribed uniforms is as follows:

Table 12302.1

<b>Prescribed Uniform</b>	<b>Equivalent Maternity Uniform</b>
Formal Dress	Maternity Service Dress Blue with miniature medals
Dinner Dress Blue Jacket / Dinner Dress Blue	Maternity Service Dress Blue with miniature medals
Dinner Dress White Jacket / Dinner Dress White	Maternity Summer White with ribbons
Full Dress Blue	Maternity Service Dress Blue with large medals



Full Dress White	Maternity Summer White with ribbons
Service Dress Blue	Maternity Service Dress Blue
Service Dress White	Maternity Summer White
Summer White	Maternity Summer White
Service Khaki	Maternity Service Khaki
Operational Dress Uniform (ODU)	Maternity ODU
Working Coveralls	Maternity ODU
Flight Suit	Maternity ODU

**12303 – Funerals**

- (A) NOAA Corps officers attending funerals in uniform shall wear Service Dress Blue or Service White as appropriate, unless directed otherwise by local competent authority.
- (B) NOAA Corps officers shall wear mourning badges when serving as honorary pallbearers at military funerals, or when attending military funerals in an official capacity. NOAA Corps officers attending other funerals may wear mourning badges. Mourning badges shall be worn on the left sleeve of the outer garment, halfway between the shoulder and elbow. Badges shall be made of black crepe, 3 inches wide and sufficiently long to fit around the arm.
- (C) NOAA Corps officers may be required to wear white gloves at military funerals. NOAA Corps officers may wear white gloves at other funerals, but shall do so only during the actual ceremonies unless white gloves are an authorized part of the uniform being worn.

**12304 – Retired and Separated NOAA Corps Officers**

- (A) Retired and separated NOAA Corps officers may wear the prescribed uniforms of the grade held at retirement or separation so long as they have been honorably discharged. The uniform may be worn at ceremonies or official functions when the dignity of the occasion and good taste dictate. Wearing a uniform is appropriate for memorial services, weddings, funerals, balls, patriotic or military parades, ceremonies in which any active or reserve United States uniformed component is participating, and meetings or functions of military associations. For officers who have separated (not retired), their service must be terminated under honorable conditions, earning an honorable discharge.
- (B) Retired and separated NOAA Corps officers are prohibited from wearing the uniform in connection with personal enterprises, business activities, or while attending or participating in any demonstration, assembly, or activity for the purpose of furthering personal or partisan views on political, social, economic, or religious issues.
- (C) Retired and separated NOAA Corps officers not on active duty, residing in or visiting a foreign country, shall not wear the uniform except when attending, by formal invitation, ceremonies or social functions at which the wearing of the uniform is required by the terms of the invitation or by the Directives or customs of the country.

- (D) The uniform worn by retired and separated NOAA Corps officers may be as prescribed herein or as authorized at the time of retirement. Retired and separated NOAA Corps officers in uniform shall comply with the grooming standards prescribed for active-duty NOAA Corps officers.
- (E) Retired NOAA Corps officers ordered to active duty shall wear the uniform prescribed for officers on active duty.
- (F) Retired and separated NOAA Corps officers may wear miniature medals and breast insignia on civilian evening dress (white tie) or civilian dinner dress (black tie) in the same manner as on Dinner Dress Jacket uniforms.
- (G) Miniature replicas of personal decorations may be worn on the left lapel of civilian clothes.

### 12305 – Other Situations

- (A) The following guidelines for uniforms are provided for officers who are planning or participating in weddings.
  - (1) Attire
    - (a) Groom and Best Man – NOAA Corps officers may wear either civilian attire or uniforms corresponding to accepted civilian customs, i.e., tuxedo equates to Dinner Dress Jacket, business suit equates to Service Dress, etc.
    - (b) Bride and Maid-of-Honor – NOAA Corps officers may wear either civilian attire or uniforms corresponding to civilian customs.
    - (c) Ushers and Bridesmaids – NOAA Corps officers should all wear the same uniform, which may be different from those worn in subparagraphs (1)(a) or (1)(b) above.
    - (d) Immediate Family – NOAA Corps officers may wear uniforms that correspond to Paragraphs (1)(a) or (1)(b) above.
    - (e) Guests – NOAA Corps officers may wear appropriate Service Dress uniforms.
  - (2) Swords are not usually carried in a house of worship, but the sword belt without scabbard may be carried with full dress uniforms with end clips fastened together. For this occasion, if a NOAA Corps officer plans to form an arch of swords through which the bridal party will pass, draw swords outside the house of worship.
- (B) Dirty Work – Working Coveralls may be authorized for wear by command in situations where normal work clothing would be rendered unserviceable due to irreparable damage or soiling. Working Coveralls will not be authorized for convenience, nor are they to merely replace work uniforms for normal daily use. The coverall will be the standard Navy coverall available through Federal supply sources, coveralls available from the Coast Guard Uniform Distribution Center (UDC), or working coveralls of similar style and color available from commercial sources.

**12306 – The NOAA Corps Sword**

- (A) The NOAA Corps Sword is a naval style sword to honor NOAA’s mission, service and history. It is worn for special occasions with the Full Dress Blue and Full Dress White uniforms.
- (B) The designs of the blade includes the following features:
  - (1) Present on both sides of the sword:
    - (a) Seventeen stars representing the number of States in the Union when President Thomas Jefferson commissioned “The Survey of the Coast”, establishing the United States Coast Survey, the earliest scientific institution in the US Government and predecessor to the NOAA Corps.
    - (b) Scroll work of wind and waves embody the elements in which NOAA Corps officers labor at sea and in the air. These are forces NOAA Corps officers must endure to fulfill their role as stewards of the oceans and atmosphere.
  - (2) Present on the “Heritage Side” of the sword:
    - (a) The name of the service “NOAA Corps” is engraved near the hilt;
    - (b) The arrow, which represents true north for all surveyors and navigators;
    - (c) The sextant, used by officers for celestial navigation;
    - (d) The lightning bolt intertwined with a trident represents the sea and sky where our missions have led us since our inception; and
    - (e) The geodetic triangle represents our heritage as surveyors and the foundation of the NOAA Corps.
  - (3) Present on the “Legacy Side” of the sword:
    - (a) The compass rose, which is found on all charts to assist navigation;
    - (b) The hurricane symbol, representing the severe weather which often drives our missions and research;
    - (c) The fouled anchor represents our maritime heritage and camaraderie among all mariners; and
    - (d) The NOAA Corps Seal represents the modern NOAA Corps.
- (C) Sword Accessories
  - (1) The Sword Belt is made of plain black grain leather, or synthetic material presenting the same appearance, 1-3/4” wide, with sling straps of the same material, 3/4” wide. The buckle and mounting are gold plated with the buckle 2” in diameter.

- (2) The Sword Knot consists of a loop of 1/2" gold lace, 24" long with slide and tassel. It is identical to the Navy Sword Knot. It shall be attached to the sword in the following manner:
  - (a) While holding the blade handle to the left, pass the lace through the slit in the guard of the hilt. When forming the initial bight of lace the suspended lengths should be somewhat disproportionate. (One end should be 1/4 inch - 1/2 inch longer than the other.)
  - (b) After taking one turn of the remaining lace and knot around the sword handle, pass the sword knot through the protruding initial bight and adjust the lace slide, as illustrated below.
  - (c) Take two or more additional turns. Upon completion, the knot should hang free as illustrated in Figure 12301.1, of this section.



Figure 12301.1

- (D) Proper Wear
  - (1) The sword belt is worn under the Full Dress Blue or White Coat with strap and hook passing through the opening provided on the left side of the coat. Belt straps are snapped to rings on the sword scabbard and upper ring is hooked to the belt with sword hilt to the rear.
  - (2) When wearing an overcoat (bridge coat) with Full Dress Blue, the sword goes through the slit in the overcoat and the lower loop goes through the back vent in the coat and the sword attached same as Full Dress Blue.
  - (3) A sword is not worn with the All-Weather Coat.
  - (4) When the sword is worn at a military funeral, a mourning badge that is 3" wide and 20" long, knotted in the middle at the sword hilt, shall also be worn. A mourning badge is made of black crepe material.
  - (5) The swords handle faces aft (to the rear) when properly worn.

**Part 4 – Uniform Descriptions (Male)**

12401	Formal Dress .....	26
12402	Dinner Dress Blue Jacket .....	28
12403	Dinner Dress White Jacket.....	30
12404	Dinner Dress Blue .....	32
12405	Dinner Dress White .....	33
12406	Full Dress Blue.....	34
12407	Full Dress White.....	36
12408	Service Dress Blue (SDB).....	38
12409	Service Dress White.....	39
12410	Summer White.....	40
12411	Service Khaki .....	41
12412	Operational Dress Uniform (ODU).....	43
12413	Flight Suit.....	44
12414	Physical Training Uniform (PTU).....	45

12401 – Formal Dress



Figure 12401.1

**Required Basic Uniform Items**

Coat, Blue Jacket, Dinner Dress	407
Shirt, White Formal Wing Collar	437
Trousers, Blue Evening	443
Shoes, Black Dress	422
Studs, Mother of Pearl	417
Cuff Links, Mother of Pearl	416
Necktie, White Bow	431
Waistcoat	415
Jacket Closure, Dinner Dress Jacket	412
Gloves, White	424
Undershirt, White	447
Undershorts	448
Socks, Black	423
Medals, Miniature	12606 –

**Reference**

**Optional Items**

Cap, Combination, White*	427
Tailcoat, Blue Formal**	414
Suspenders, White	464
Scarf (with outer garment only)	460
All-Weather Coat/Raincoat, Blue**	405
Overcoat, Blue**	413
Umbrella, Black	465
Command Insignia, Miniature	12603 –
Qualification Insignia, Miniature	Command Insignia 12604 – Qualification Insignia

\* Required with outer garment only  
\*\* Prescribed Items

**Occasions for Wear**

Formal Dress is worn to official formal evening functions when civilian men normally wear evening clothes (white tie). This uniform may be prescribed for flag officers, captains and others assigned to duty where required by protocol, optional for all other officers.



**12402 – Dinner Dress Blue Jacket**



**Required Basic Uniform Items**

Coat, Blue Jacket, Dinner Dress	407
Shirt, White Formal Turndown	436
Trousers, Blue Evening	443
Shoes, Black Dress	422
Studs, Gold	417
Cuff Links, Gold	416
Necktie, Black Bow	430
Cummerbund, Gold	418
Jacket Closure, Dinner Dress Jacket	412
Undershirt, White	447
Undershorts	448
Socks, Black	423
Medals, Miniature	12606 –

**Reference**

407
436
443
422
417
416
430
418
412
447
448
423
12606 –
Miniature
Medals

**Optional Items**

Cap, Combination, White*	427
Suspenders, White	464
Gloves, White**	424
Scarf (with outer garment only)	460
All-Weather Coat/Raincoat, Blue**	405
Overcoat, Blue**	413
Umbrella, Black	465
Command Insignia, Miniature	12603 –
Qualification Insignia, Miniature	Command

12603 –
Command
Insignia
12604 –
Qualification
Insignia

\* Required with outer garment only  
\*\* Prescribed Items

Figure 12402.1

**Occasions for Wear**

Dinner Dress Blue Jacket is worn to official functions when civilian men normally wear a black tie. This is a prescribed winter uniform for lieutenant commanders and above, optional for lieutenants and below. Dinner Dress Blue is worn to official, semi-formal functions when civilian men normally wear dinner jackets or conservative business suits. This is the prescribed winter



uniform. Lieutenants and below may wear this uniform in lieu of Dinner Dress Blue Jacket.

**12403 – Dinner Dress White Jacket**



**Required Basic Uniform Items**

- Coat, White Jacket, Dinner Dress
- Shirt, White Formal Turndown
- Trousers, Blue Evening
- Shoes, Black Dress
- Studs, Gold
- Cuff Links, Gold
- Necktie, Black Bow
- Cummerbund, Gold
- Jacket Closure, Dinner Dress Jacket
- Undershirt, White
- Undershorts
- Socks, Black
- Shoulder Boards
- Medals, Miniature

**Reference**

- 409
- 436
- 443
- 422
- 417
- 416
- 430
- 418
- 412
- 447
- 448
- 423
- 12602(B)
- 12606 –  
Miniature  
Medals

**Optional Items**

- Cap, Combination, White\*
- Suspenders, White
- Gloves, White\*\*
- Scarf (with outer garment only)
- All-Weather Coat/Raincoat, Blue\*\*
- Umbrella, Black
- Command Insignia, Miniature
- Qualification Insignia, Miniature

- 427
- 464
- 424
- 460
- 405
- 465
- 12603 –  
Command  
Insignia
- 12604 –  
Qualification  
Insignia

\* Required with outer garment only

\*\* Prescribed Items

Figure 12403.1

**Occasions for Wear**

Dinner Dress White Jacket is worn to official functions when civilian men normally wear a black tie. This is a prescribed summer uniform for lieutenant commanders and above, optional for

lieutenants and below.

**12404 – Dinner Dress Blue**



Figure 12404.1

**Required Basic Uniform Items**

Cap, Combination, White	427
Coat, Blue, Service Dress	408
Shirt, White Dress	435
Trousers, Blue Dress	441
Belt, Black, with Gold Clip	402
Buckle, Gold	403
Shoes, Black Dress	422
Necktie, Black Bow	430
Undershirt, White	447
Undershorts	448
Socks, Black	423
Medals, Miniature	12606 –

**Optional Items**

Shirt, White Formal Turndown*	436
Studs, Gold (with White Formal shirt)*	417
Cuff Links, Gold (w/ White Formal shirt)	416
Suspenders, White	464
Gloves, White*	424
Scarf (with outer garment only)	460
All-Weather Coat/Raincoat, Blue*	405
Overcoat, Blue*	413
Umbrella, Black	465
Command Insignia, Miniature	12603 –
Qualification Insignia, Miniature	Command Insignia 12604 – Qualification Insignia

\* Prescribed Items

**Occasions for Wear**

Dinner Dress Blue is worn to official, semi-formal functions when civilian men normally wear dinner jackets or conservative business suits. This is a prescribed winter uniform. Lieutenants and below may wear this uniform in lieu of Dinner Dress Blue Jacket.

12405 – Dinner Dress White



Figure 12405.1

**Required Basic Uniform Items**

Cap, Combination, White	427
Coat, White, Service Dress	410
Trousers, White Summer	446
Belt, White, with Gold Clip	402
Buckle, Gold	403
Shoes, White Dress	422
Undershirt, White	447
Undershorts	448
Socks, Black	423
Shoulder Boards (Hard)	12602(B)
Medals, Miniature	12606 –

**Optional Items**

Gloves, White*	424
Scarf (with outer garment only)	460
All-Weather Coat/Raincoat, Blue*	405
Overcoat, Blue*	413
Umbrella, Black	465
Command Insignia, Miniature	12603 –
Qualification Insignia, Miniature	Command Insignia

\* Prescribed Items

**Reference**

12602(B)
12606 –
Miniature Medals
12603 –
Command Insignia
12604 –
Qualification Insignia

**Occasions for Wear**

Dinner Dress White is worn to official, semi-formal functions when civilian men normally wear summer dinner jackets or lightweight conservative business suits. This is a prescribed summer uniform. Lieutenants and below may wear this uniform in lieu of Dinner Dress White Jacket.

**12406 – Full Dress Blue**



Figure 12406.1

**Required Basic Uniform Items**

Cap, Combination, White	427
Coat, Blue, Service Dress	408
Shirt, White Dress	435
Trousers, Blue Dress	441
Belt, Black, with Gold Clip	402
Buckle, Gold	403
Shoes, Black Dress	422
Necktie, Black Four-in-Hand	429
Gloves, White	424
Undershirt, White	447
Undershorts	448
Socks, Black	423
Medals, Large	12605 – Large
Ribbon Bars	Medals

**Optional Items**

Cuff Links, Gold*	416
Tie Clasp/Tack*	432
Sword*	440
Scarf (with outer garment only)	460
All-Weather Coat/Raincoat, Blue*	405
Overcoat, Blue*	413
Umbrella, Black	465
Command Insignia, Large	12603 –
Qualification Insignia, Large	Command
	Insignia
	12604 –
	Qualification
	Insignia

\* Prescribed Items

**Occasions for Wear**

Full Dress Blue is worn on formal occasions such as assuming or relinquishing command, or participating in a ceremony; ceremonial visits to foreign men-of-war and foreign officials, occasions of state, and solemnities.



**12407 – Full Dress White**



Figure 12407.1

**Required Basic Uniform Items**

**Reference**

Cap, Combination, White	427
Coat, White Service Dress	410
Trousers, White Summer	446
Belt, White, with Gold Clip	402
Buckle, Gold	403
Shoes, White Dress	422
Gloves, White	424
Undershirt, White	447
Undershorts	448
Socks, White	423
Shoulder Boards (Hard)	12602(B)
Medals, Large	12605 – Large
Ribbon Bars	Medals

**Optional Items**

12607 –  
Ribbon Bars

Sword*	440
Scarf (with outer garment only)	460
All-Weather Coat/Raincoat, Blue*	405
Umbrella, Black	465
Command Insignia, Large	12603 –
Qualification Insignia, Large	Command Insignia
	12604 –
	Qualification Insignia

\* Prescribed Items

**Occasions for Wear**

Full Dress White is worn on formal occasions such as assuming or relinquishing command, or



participating in the ceremony; ceremonial visits to foreign men-of-war and foreign officials, occasions of state, and solemnities.

12408 – Service Dress Blue (SDB)



Figure 12408.1

**Required Basic Uniform Items**

**Reference**

Cap, Combination, White	427
Coat, Blue, Service Dress	408
Shirt, White Dress	435
Trousers, Blue Dress	441
Belt, Black, with Gold Clip	402
Buckle, Gold	403
Shoes, Black Dress	422
Necktie, Black Four-in-Hand	429
Undershirt, White	447
Undershorts	448
Socks, Black	423
Shoulder Boards (Soft), on shirt	12602(B)
Ribbon Bars	12607 –
Name Tag	Ribbon Bars 12609(A)

**Optional Items**

Cap, Garrison, Blue*	428
Sweater, Black V-neck Pullover	462
Earmuffs (with outer garment only)	458
Cuff Links, Gold**	416
Tie Clasp/Tack**	432
Gloves, Black (White for funerals)**	424
Scarf (with outer garment only)	460
All-Weather Coat/Raincoat, Blue**	405
Coat, Cold Weather Parka	406
Reefer	454
Overcoat, Blue**	413
Jacket, Black Relax Fit**	411
Umbrella, Black	465
Command Insignia, Miniature	12603 –
	Command Insignia

\* With pullover sweater or jacket only

\*\* Prescribed Items

\*\*\* Required on shirts with epaulets

\*\*\*\*With exception of diving insignia where miniature size is worn

**Occasions for Wear**

Service Dress Blue (SDB) is standard office attire and may be prescribed for year-round wear to official functions when civilian men's equivalent dress is coat and tie.

12409 – Service Dress White



Figure 12409.1

**Required Basic Uniform Items**

Cap, Combination, White	427
Coat, White, Service Dress	410
Trousers, White Summer	446
Belt, White, with Gold Clip	402
Buckle, Gold	403
Shoes, White Dress	422
Undershirt, White	447
Undershorts	448
Socks, White	423
Shoulder Boards (Hard)	12602(B)
Ribbon Bars	12607 –
Name Tag	Ribbon Bars 12609(A)

**Optional Items**

Gloves, White*	424
Earmuffs (with outer garment only)	458
Scarf (with outer garment only)	460
All-Weather Coat/Raincoat, Blue*	405
Umbrella, Black	465
Command Insignia, Miniature	12603 –
Qualification Insignia, Large	Command Insignia 12604 –
* Prescribed Items	Qualification Insignia

**Occasions for Wear**

Service Dress White may be prescribed for summer wear when civilian men's equivalent is coat and tie.

**12410 – Summer White**



Figure 12410.1

**Required Basic Uniform Items**

**Reference**

Cap, Combination, White	427
Shirt, White Summer	439
Trousers, White Summer	446
Belt, White, with Gold Clip	402
Buckle, Gold	403
Shoes, White Dress	422
Undershirt, White	447
Undershorts	448
Socks, White	423
Shoulder Boards (Hard)	12602(B)
Ribbon Bars	12607 – Ribbon
Name Tag	Bars 12609(A)

**Optional Items**

Sweater, Black V-neck Pullover	462
All-Weather Coat/Raincoat, Blue*	405
Reefer	454
Jacket, Black Relax Fit*	411
Umbrella, Black	465
Command Insignia, Miniature	12603 –
Qualification Insignia, Large	Command Insignia 12604 –
* Prescribed Items	Qualification Insignia

**Occasions for Wear**

Summer White is normally worn in summer for office work, watchstanding, liberty, or business ashore when prescribed as Uniform of the Day.

12411 – Service Khaki



Figure 12411.1

**Required Basic Uniform Items**

Cap, Combination, Khaki	427
Shirt, Service Khaki	434
Trousers, Service Khaki	445
Belt, Khaki, with Gold Clip	402
Buckle, Gold	403
Shoes, Black Dress *	422
Undershirt, White	447
Undershorts	448
Socks, Black	423
Collar Grade Insignia, Metal	12602(C)
Ribbon Bars	12607 –
Name Tag	Ribbon Bars 12609(A)

**Optional Items**

Garrison, Khaki**	428
Sweater, Black V-neck Pullover	462
Earmuffs (with outer garment only)	458
Gloves, Black**	424
Scarf (with outer garment only)	460
All-Weather Coat/Raincoat, Blue**	405
Coat, Cold Weather Parka	406
Reefer	454
Jacket, Brown Leather (Aviators only)	452
Jacket, Black Relax Fit**	411
Umbrella, Black	465
Command Insignia, Miniature	12603 –
Qualification Insignia, Large	Command Insignia 12604 – Qualification Insignia

\*Aviators are authorized to wear Brown Service Shoes with Khaki socks.

\*\* Prescribed Items

**Occasions for Wear**

Service Khaki is typically worn for office work, watchstanding, liberty, or business ashore when prescribed as Uniform of the Day.



**12412 – Operational Dress Uniform (ODU)**



Figure 12412.1

**Required Basic Uniform Items**

	<b><u>Reference</u></b>
Cap, Ball (Standard or Unit)	426
Blouse, ODU	404
Trousers, ODU	444
Belt, Black Rigging	401
Boots, Safety Toe, Black	420
Undershirt, Blue	447
Undershorts	448
Socks, Black	423
NOAA Corps Tape	12609(A)
Name Tape	12609(A)
Collar Grade Insignia*	12602(D)

**Optional Items**

Cap, Knit Watch**	456
Cap, Cold Weather (with FWP only) **	457
Cap, Boonie	459
Gloves, Black***	424
Earmuffs (with outer garment only)	458
Scarf, Blue (with outer garment only)	460
Foul Weather Parka (FWP)	449
Fleece Foul Weather Parka Liner	450
Fleece Foul Weather Parker Liner (Legacy)	451
Umbrella, Black	465
Command Insignia, Miniature*	12603 –
Qualification Insignia, Large*	Command Insignia
	12604 –
	Qualification Insignia

- \* Embroidered
- \*\* Inclement weather only
- \*\*\* Prescribed Item

**Occasions for Wear**

Operational Dress Uniform (ODU) is the year-round uniform for officers and is the appropriate uniform to wear when visiting other DOD agencies when the ODU is the comparable uniform to what is the authorized at other agencies. When traveling on TDY (on commercial – air, bus, train, etc.), ODUs are authorized to wear with the standard ball cap. It is not a liberty uniform.

**12413 – Flight Suit**



Figure 12413.1

**Required Basic Uniform Items**

**Reference**

Cap, Garrison, Khaki	428
Flying Suit, NOMEX, Blue	419
Boots, Safety Toe (Black or Brown)	420
Gloves, Flyer's, NOMEX, Sage Green	425
Undershirt, White	447
Undershorts	448
Socks, Black	423
Shoulder Grade Insignia**	12602(D)
Name Tag, (Leather or Cloth)	12609(A)

**Optional Items**

Cap, Ball (Unit or Standard)*	426
Cap, Knit Watch	456
Glove Shells, Flyer's, Leather	455
Jacket, Brown Leather	452
Jacket, NOMEX, Green	453
Undershirt, Black*	447

\*Prescribed Items

\*\*Embroidered

**Occasions for Wear**

Flight suits are worn for day-to-day operations by NOAA flight crews. The uniform is approved for year round wear and is authorized for public interaction. While not on an active flight line, a garrison cap or ball cap is required.



**12414 – Physical Training Uniform (PTU)**



Figure 12414.1

**Required Basic Uniform Items**

Shirt, Physical Training	433
Shorts, Physical Training	441
Undershorts	448
Shoes, Athletic	421
Socks, White	423

**Reference**

**Optional Items**

Cap, Knit Watch	456
Sweatpants	461
Sweatshirt, Hooded	463

**Occasions for Wear**

Physical Training Uniform (PTU) is designed primarily for group/unit physical training activities. However, it can be worn both on and off base for fitness and/or leisure unless determined otherwise by regional coordinators or commanding officers. At sea, the wearing of the PTU will be at the discretion of the Commanding Officer. The PTU will not be worn while in a duty status or when conducting official business on base (e.g., Military Treatment Facilities unless specified, Galleys, Legal). Moreover, the PTU is not authorized to be worn in lieu of the working, service or dress uniform while in a limited or light duty status. In all cases, the PTU will be worn in such a manner so as to reflect credit upon the NOAA Corps and individual wearing the PTU.

**Appendix 12.4.1 – Male Uniform Items**

**Required and/or Prescribed**

Belts .....	48
Blouses .....	48
Coats/Jackets.....	49
Cufflinks/Studs .....	52
Cummerbund.....	52
Flight Suit.....	52
Footwear .....	53
Gloves .....	54
Headwear .....	54
Neckties.....	55
Shirts .....	56
Sword .....	58
Trousers/Pants.....	58
Underclothes .....	60
Optional and/or Protective Clothing.....	60
Coats/Jackets.....	60
Gloves .....	61
Headwear .....	62
Sweatpants .....	63
Sweatshirt/Sweater.....	63
Suspenders .....	64

Umbrella .....64

### Required and/or Prescribed

#### Belts

**401. Belt, Black Rigging**

- (a) Description: The Basic Riggers belt is made of 1-3/4 inch wide black nylon fabric with a sewn on subdued, fast cinch buckle.
- (b) Correct Wear: The basic riggers belt comes in one length and needs to be cut to size. Singe the end to avoid unraveling. When worn the bitter end should be behind but not past the first belt loop on the wearer's left.

**402. Belt with Gold Clip (Black, White, Khaki)**

- (a) Description: Plain cloth or webbing, same color as uniform, 1-1/4 inch wide, and fitted with gold-colored clip.
- (b) Correct Wear: Wear the belt through all loops with clip to the left of the buckle. Certified Navy Twill (CNT) belts are required with the CNT uniforms.

**403. Buckle Gold**

- (a) Description: The prescribed buckle is plain and gold colored.
- (b) Correct Wear: Wear the buckle so the belt clip end touches the left side of the buckle. Align the right side of the buckle with the opening of the shirt and opening of the fly, forming a straight "gig" line.

#### Blouses

**404. Blouse, ODU**

- (a) Description: The ODU top is a Coast Guard blue working uniform. It has two flap closure pockets on each side of the chest and a flap covering the buttons. An embroidered NOAA CORPS tape is worn over the left chest pocket and an embroidered name tape is worn over the right chest pocket.
- (b) Correct Wear: It is worn untucked over the trousers. The hem of the untucked shirt will cover buttocks, with an allowable tolerance of one inch above or below the bottom of the buttocks. Sleeves may be worn long or rolled neatly and evenly to the width of the cuff to the mid bicep portion of the upper arm. Sleeves are rolled accordion fashion, so as to leave the outer cuff and button showing on the surface of the roll. Embroidered collar grade insignia shall be worn on the collar points in the manner prescribed for an open-collared shirt. (NCD 12602(D) (1)) (Figure 12602.6).

- (i) Note: For most officers, the bottom hem of the shirt will extend to approximately the top of the cargo pocket on the ODU trousers.
- (ii) To fold sleeves, start by folding cuff over itself creating a neat fold up to the armpit. Then fold the sleeve up again, leaving about 3” of the first fold exposed. Finally, pull the cuff back down over the entire fold. This results in a 3” cuff about 2” above the elbow. Folds will vary based on the size and length of the arm.
- (iii) During high heat conditions, either outdoors or indoors, the temporary removal of the ODU top is authorized for heat stress relief. This is a temporary solution for the period that personnel are working in the hot climate. It shall not be prescribed as the uniform of the day and is not authorized for wear outside the workspace. The standard undershirt as listed in 448 must be worn and tucked in at all times.

## Coats/Jackets

### 405. All-Weather Coat/Raincoat

- (a) Description: A double breasted black all weather coat made of polyester/cotton (65/35) material. The coat is double breasted, with seven button closures, a belt, convertible collar that buttons at the neck, gun flap, shoulder loops, adjustable sleeve straps, welt pockets with two inside hanging pockets, and a zip-out liner. The back of the coat has a yoke and center vent. The coat is one-quarter lined with basic material and the sleeve lining is made of nylon taffeta.
- (b) Correct Wear: May be worn with or without the liner. The coat shall be buttoned, except for the neck closure which personnel may close during inclement weather. When wearing the all- weather coat/raincoat, the plastic combination cap rain cover may be worn. Wear coat with metal shoulder grade insignia. (NCD 12602(B)(3)) (Figure 12602.4).

### 406. Coat, Cold Weather Parka

- (a) Description: The Cold Weather Parka (CWP) is black, single breasted, made of waterproof and wind resistant material. Its features include a hidden center-front zipper fastener, a hidden hood housed in the shell of the collar, a center-chest rank tab and constructed to facilitate wearing the zip-in zip-out Navy Working Uniform (NWU) black fleece liner.
- (b) Correct Wear: Close zipper at least 3/4 of the way. The collar should lay flat unless inclement weather conditions warrant it being up and fastened around the neck. The Parka may be worn with or without the zip-in inner liner. The hideaway hood will be stowed and zipped closed unless being donned. During the winter or inclement weather periods, the hood is

authorized for wear in addition to head gear. Rank insignia is required for wear, and shall be centered on the center chest rank tab. Rank insignia may be metal or matching fabric sold through Navy Exchange Uniform Centers. When the Rank insignia is removed from the Parka, Personnel may wear the coat with civilian clothing.

**407. Coat, Blue Jacket, Dinner Dress**

- (a) Description: A mess jacket made of authorized fabric with semi-peaked, narrow lapels of the same fabric as the jacket, and the back tapered to a point. There are three 35-line, gilt buttons down each side of the front. Buttons are described in NCD 12601(3) (Figures 12601.10 and 12601.11). Sleeve insignia shall be worn as described in NCD 12601(A) and 12602(A) (Figures 12601.1 and 12602.1).
- (b) Correct Wear: Wear with Jacket Closure, Dinner Dress Jacket (412).

**408. Coat, Blue, Service Dress**

- (a) Description: A double-breasted coat made of authorized navy blue fabric, with three outside pockets, one on each hip and one on left breast, and a sword slit over the left hip. There are three 35-line gilt buttons down each forefront. Buttons are described in NCD 12601(3) (Figures 12601.10 and 12601.11). Sleeve insignia shall be worn as described in NCD 12601(A) and 12602(A) (Figures 12601.1 and 12602.1).
- (b) Correct Wear: All buttons shall be fastened. The coat may be removed once in the immediate office space. Commanding officers shall specify the areas within the command where coats are required.

**409. Coat, White Jacket, Dinner Dress**

- (a) Description: A mess jacket made of authorized fabric with semi-peaked, narrow lapels of the same fabric as the jacket, loops for hard shoulder boards, and the back tapered to a point. There are two 35-line gilt buttons on each side of the front. Buttons are described in NCD 12601(3) (Figures 12601.10 and 12601.11).
- (b) Correct Wear: Wear with Jacket Closure, Dinner Dress Jacket (412). Wear with hard shoulder boards. (NCD 12602( (1)) (Figure 12602.2).

**410. Coat, White, Service Dress**

- (a) Description: A single-breasted, standing collar coat made of authorized fabric, form fitting, with sword slit over left hip, and loops for hard shoulder boards. There are two breast patch pockets with pointed button down flaps fastened by detachable 22-1/2-line gilt buttons. Five detachable 35-line buttons are on right front. Buttons are described in NCD 12601(3) (Figures 12601.10 and 12601.11).

- (b) Correct Wear: All buttons shall be fastened and fasten the collar. Wear with hard shoulder boards. (NCD 12602 (1)) (Figure 12602.2).

**411. Jacket, Black Relax Fit**

- (a) Description: A black, single-breasted jacket with a zipper front closure, two inverted slant pockets, and shoulder epaulets, made of 55% Polyester/45% Wool and water resistant fabric. Its design also includes a stand-up knit collar, knit cuffs and bottom. The Black Relax Fit Jacket is a unisex sizing component authorized for wear by male and female officers.
- (b) Correct Wear: Wear squarely on the shoulders. Close zipper at least 3/4 of the way. May be worn with inner liner. Metal rank insignia is worn 3/4 of an inch from the end of the left and right epaulets (NCD 12602(B)(3)) (Figure 12602.4).

**412. Jacket Closure, Dinner Dress Jacket**

- (a) Description: Two 28-line gilt buttons connected by a gold link chain approximately 3 to 4 inches long. Buttons are described in NCD 12601 (Figures 12601.10 and 12601.11).
- (b) Correct Wear: Wear with Dinner Dress Blue Jacket and Dinner Dress White Jacket. Closure should nearly close jacket, leaving approximately a 1 inch gap.

**413. Overcoat, Blue (Bridge Coat)**

- (a) Description: A double-breasted coat made of blue woolen fabric. The coat may be water repellent treated and fitted with a removable sleeveless liner and extends 1/3 the distance from kneecap to ground, shaped at waist, held by a two section half-belt at back with the end of the belt overlapped and fastened with two 40-line gilt buttons. There is a sword slit over the left hip, a vertical slash side pocket on each front, and a single row of five 40-line gilt buttons down each forefront. The collar hides the top button on each forefront. The collar is made so the coat may be buttoned to the neck. There are two loops on each shoulder for hard shoulder boards. Buttons are described in NCD 12601 (Figures 12601.10 and 12601.11).
- (b) Correct Wear: Button all buttons except the collar button. Collar button may be buttoned in inclement weather. Wear with hard shoulder boards. (NCD 12602 (1)) (Figure 12602.2).

**414. Tailcoat, Blue Formal**

- (a) Description: Made of authorized fabric, conventional cut, shaped to figure, with a double row of three 35-line gilt buttons. Buttons are described in NCD 12601(3) (Figures 12601.10 and 12601.11). Sleeve insignia shall be worn as described in NCD 12601(A) and 12602(A) (Figures 12601.1 and 12602.1).

- (b) Correct Wear: Wear held together in front by two buttons and link. This coat may be prescribed for captains and admirals to meet certain unique protocol requirements. Miniature medals and other appurtenances shall conform to those required with Dinner Dress Blue Jacket. Coat hem falls approximately to the hollow behind the knee.

**415. Waistcoat**

- (a) Description: Made of white, conservatively-woven pique or other suitable material, with set- in lapel of same fabric, single-breasted with a welt pocket in each front section. Three 22-1/2- line gilt buttons on right front. Buttons are described in NCD 12601 (Figures 12601.10 and 12601.11).
- (b) Correct Wear: All buttons shall be fastened.

**Cufflinks/Studs**

**416. Cuff Links (Gold, Mother-of-Pearl)**

- (a) Description: Link or stud pattern of conservative design. Cuff Links may be gold colored or mother-of-pearl as required.
- (b) Correct Wear: Wear with the face of the cuff link directed outboard from the wearer.

**417. Studs (Gold, Mother-of-Pearl)**

- (a) Description: Shall be plain without design or ornamentation. Studs shall be gold colored or mother-of-pearl as required.
- (b) Correct Wear: Wear fastened on formal wing collar and formal turndown collar shirts.

**Cummerbund**

**418. Cummerbund, Gold**

- (a) Description: Plain, gold-colored, pleated, to fasten in the back. Adjustable cummerbunds are authorized.
- (b) Correct Wear: Wear with pleats up, around the waist overlapping the trouser top at least 1 inch.

**Flight Suit**

**419. Flying Suit, NOMEX, Blue (CWU-73/P)**



- (a) Description: Full-length flight coveralls of high-temperature resistant, blue NOMEX with two zippered chest pockets, two zippered thigh pockets, two zippered leg pockets, and zippered sleeve pocket.
- (b) Correct Wear: Fasten all fasteners and close all zippers at least three-quarters of the way. Sleeves may be worn full length or rolled a maximum of 2 outward rolls. The uniform shall contain the following patches: An American flag on the left shoulder 1 inch below the seam, a leather or embroidered name tag worn over the left breast and a NOAA Corps patch or NOAA patch on the right breast over the pocket. (NCD 12609(2) and 12609(3)) (Figures 12609.2 and Figure 12609.3). On the right shoulder, an AOC approved aircraft, mission, or morale patch may be worn. Patches shall be sewn or attached with hook and pile (Velcro) attachment. Embroidered shoulder grade insignia shall be worn. (NCD 12602(2)).

## Footwear

### 420. Boots, Safety Toe (Black, Brown)

- (a) Description: Black or brown high topped (8" – 10") boots with safety toes. Boots may be made of leather, leather and fabric, or black brushless suede. Boots for aviation shall be flight approved by the Commanding Officer at AOC.
- (b) Correct Wear: Lace through all eyelets and tie. Keep clean, well blackened or browned, and in good repair. Brown boots may only be worn by aviators.

### 421. Shoes, Athletic

- (a) Description: Black is preferred, but in all cases running shoes will be comfortable and support the planned exercise.
- (b) Correct Wear: Lace through all eyelets and tie. Keep clean, polished and in good repair.

### 422. Shoes, Dress (Black, White, Brown)

- (a) Description: Plain, black, white, or brown, low quarter, laced shoes with no stitching, decoration or seam across the toe. The heel shall be an outside heel 3/4 inch - 7/8 inch high, with a flat sole.
- (b) Correct Wear: Lace from inside out through all eyelets and tie. Keep clean, polished and in good repair.
  - (i) Leather shoes are required for all personnel aboard ship for normal daily operations. Poromeric (e.g. Corfam) shoes may be worn when immediately departing or returning to the ship, or when specifically authorized by the commanding officer for ceremonial

or other special occasions. Poromeric shoes ashore remain an individual option except in designated hazardous areas where leather safety shoes are required.

- (ii) Brown leather shoes and khaki socks are optional for officers assigned to aviation units. NOAA Corps officers with aviation designators, assigned to non-aviation units, may wear brown shoes and khaki socks, as authorized, at the discretion of the unit commander. Commanding officers may direct officers to wear black shoes and socks with Summer Khaki for specific occasions.

**423. Socks (Black, White, Khaki)**

- (a) Description: Made of undecorated, plain or ribbed knitted material. Knee length or mid-calf socks are authorized. Low cut socks are authorized for Physical Training Uniform (PTU). When worn during flight or in hazardous environments, socks shall be of 100% cotton or natural fibers for safety.
- (b) Correct Wear: Wear right side out.

**Gloves**

**424. Gloves (Black, White)**

- (a) Description: Black gloves are made of leather; white gloves are made of authorized fabric. Glove stitching is the same color as the basic glove material.
- (b) Correct Wear: Wear or carry white gloves when prescribed with formal or dinner dress uniforms. Wear white gloves with full dress uniforms, or if prescribed with other uniforms. Black gloves may be worn with reefers, overcoats, all-weather coats/raincoats, windbreakers, and black jackets unless white gloves are authorized with the uniform over which the garment is worn. Outdoors, black leather gloves are worn, never carried. Remove gloves to shake hands

**425. Gloves, Flyer's, NOMEX, Sage Green (GS/FRP-2)**

- (a) Description: Knit, fire-resistant NOMEX backs with leather palms.
- (b) Correct Wear: Wear during flight operations.

**Headwear**

**426. Cap, Ball (Standard, Unit)**

- (a) Description: This cap is made of the same Coast Guard blue material as the ODU. The cap may be adjustable with a rear hook and

loop adjusting tab or semi-adjustable and sized for the wearer (e.g. Flexfit). The lettering will be placed on the cap to allow proper placement of the required rank insignia.

- (i) Standard Ball Cap: Cap will have NOAA CORPS embroidered in an arch across the front of the cap face in 1/2-inch gold “Block Caps”.
  - (ii) Unit Ball Cap: Cap will have the unit name embroidered in an arch across the front of the cap face in 1/2-inch gold “Block Caps”. Accompanying hull/tail numbers may be embroidered centered under the arch in ¼-inch “Block Caps”, provided it does not interfere with proper placement of rank insignia.
- (b) Correct Wear: Wear squarely on the head, with the bottom edge parallel to and 1-1/2 inch above the eyebrows. The unit cap may be worn within the unit and corresponding area of operation / responsibility. Unit caps may not be worn while away from the unit on TDY or where not authorized by local command. Wear with metal or embroidered grade insignia. (NCD 12602(1) and 12602(3), respectively) (Figure 12602.6).

**427. Cap, Combination (White, Khaki)**

- (a) Description: A military cap with black visor, rigid standing front, flaring circular rim and black cap band worn with detachable khaki or white cap cover. Two versions exist, the "standard" version and the Alternative Combination Cover (ACC) which is smaller with an oval vice round opening to facilitate a more comfortable and stable fit on the head when worn. Both are approved for wear by male and female officers. For visor ornamentation and cap insignia see NCD 12601(B). (Figure 12601.2).
- (b) Correct Wear: Wear squarely on the head, with the bottom edge parallel to and 1-1/2 inches above the eyebrows. No hair shall show under the front bill of the cap. When wearing a raincoat, the clear plastic combination cap rain cover may be worn.

**428. Cap, Garrison (Blue, Khaki)**

- (a) Description: A plain, flat, folded, fore and aft cap made of navy blue (black in appearance) or khaki fabric matching the uniform with which it is worn.
- (b) Correct Wear: Wear squarely on the head, with the fore and aft crease centered vertically between the eyebrows and the lowest point approximately 1 inch above the eyebrows. No hair shall show under the front of the cap. Wear with miniature cap device and metal collar grade insignia. (NCD 12601(1)) (Figures 12601.4, 12602.5 and 12602.6).

**Neckties**

**429. Necktie, Black Four-in-Hand**

- (a) Description: Made of authorized fabric measuring no more than 3-1/4 inches wide. May be clip-on or hand tied.
- (b) Correct Wear: Wear hand tied knotted with a four-in-hand, half Windsor or Windsor knot. Wear the top of the knot parallel to and slightly above the top of the shirt collar closure, hiding the shirt button. The bottom hangs within 1 inch of the top of the belt buckle. The tie does not cover the belt buckle.

**430. Necktie, Black Bow**

- (a) Description: Shall be plain style with square ends, not to exceed 2-1/4 inches in vertical width. May be clip-on or hand tied.
- (b) Correct Wear: Bow tie should cover the top shirt button.

**431. Necktie, White Bow**

- (a) Description: Shall be plain style with square ends, not to exceed 2-1/4 inches in vertical width.
- (b) Correct Wear: Bow tie should cover the top shirt button.

**432. Tie Clasp/Tack**

- (a) Description: Shall be gold-colored, plain or decorated with appropriate insignia to which the wearer is entitled. Tie clasp shall be not more than 5/16-inch wide. Tie tack shall be no more than 5/8 inch in diameter.
- (b) Correct Wear: Wear on the four-in-hand tie, 1 inch below the center of the tie in a horizontal position. The center of the tie is defined as the half way point from bottom tip of the tie to the bottom of the knot in the tie. The uniform coat should cover it.

**Shirts**

**433. Shirt, Physical Training**

- (a) Description: 90/10 cotton/poly blend (sport grey in color) or 100% polyester (silver in color). NOAA CORPS crest logo is on left chest in navy and is 3.5” - 3.75” in diameter. Back print is NOAA CORPS text, two lines, in Player Pro font. Text should be 12” wide, and at least 6.5” tall (without distorting the font).
- (b) Correct Wear: PTU shirt will be tucked into the shorts. During individual PT, shirts may be worn in or out of shorts. Long sleeved PTU shirts are authorized when weather conditions warrant.

**434. Shirt, Service Khaki**

- (a) Description: Made of authorized fabric, with short sleeves, two breast pockets with button flaps, and an open collar forming a V-neck.
- (b) Correct Wear: All buttons shall be fastened. The shirt and trouser fabric must match (i.e., poly/cotton with poly/cotton, CNT with CNT, etc.). Wear with metal collar grade insignia. (NCD 12602(2) (Figures 12602.5 and 12602.6).

**435. Shirt, White Dress**

- (a) Description: Made of plain white authorized fabric, with long sleeves with plain buttons, convertible or French cuffs, with epaulets, and with a single left breast pocket without pocket flap. Collar points measure no more than 3-1/4 inches with a medium spread.
- (b) Correct Wear: All buttons shall be fastened. Wear appropriate soft shoulder boards on the epaulets. (NCD 12602 (2)) (Figure 12602.3).

**436. Shirt, White Formal Turndown**

- (a) Description: A dress shirt with a turndown collar and a plain stiff or wide pleated soft front.
- (b) Correct Wear: Wear with all studs, buttons and cufflinks fastened. Plain gold shirt studs and cufflinks are required with Dinner Dress Jacket uniforms.

**437. Shirt, White Formal Wing Collar**

- (a) Description: A stiff-bosomed plain or pique unpleated white dress shirt, with a wing collar.
- (b) Correct Wear: All buttons, studs and cufflinks shall be fastened. Plain white shirt studs (mother-of-pearl) and cuff links (mother-of-pearl) are required.

**438. Studs (Gold, Mother-of-Pearl)**

- (a) Description: Shall be plain without design or ornamentation. Studs shall be gold colored or mother-of-pearl as required.
- (b) Correct Wear: Wear fastened on formal wing collar and formal turndown collar shirts.

**439. Shirt, White Summer**

- (a) Description: Short sleeve shirts are made of authorized fabric. Loops for hard shoulder boards, and an open collar forming a V-neck. Collar points measure no more than 3-1/4 inch and with a medium spread.

- (b) Correct Wear: All buttons shall be fastened. The shirt and trouser fabric must match (i.e., poly/cotton with poly/cotton, CNT with CNT, etc.). Wear with hard shoulder boards. (NCD 12602 (1)) (Figure 12602.2).

## Sword

### 440. Sword

- (a) Description: The NOAA Sword shall have a cut and thrust blade, from 26 inches to 36 inches long, half basket hilt, and fit in a scabbard of plain black grain leather or synthetic material presenting the leather appearance. It may be prescribed for all officers in the rank of lieutenant commander and above. The Sword is optional for lieutenants and below.
- (b) Correct Wear: Sword length shall be based on the officer's height and shall be worn with sword belt and sword knot. The sword shall be worn on the left side with the handle facing aft. The Sword belt or shoulder sword sling shall be worn under the coat so that neither is visible. The Sword, accessories, and proper wear are described in more detail in NCD 12306 – The NOAA Corps Sword (Figure 12306.1).

## Trousers/Pants

### 441. Shorts, Physical Training

- (a) Description: Navy blue 100% cotton jersey (provided for on-ship use per fire regulations prohibiting polyester apparel) with 6” inseam. Print is in white ink. Left leg print at hem is NOAA over CORPS, in Player Pro font. (NCD 12414 – Physical Training Uniform (PTU)) (Figure 12414.1). Text should be 3.5” wide, and letter should be 0.75” - 1” tall (without distorting the font). Alternatively, not for use on ship, a navy blue 100% polyester mesh with 9” inseam may be substituted.
- (b) Correct Wear: Shorts will be worn fully on the waist. The length of the shorts shall not extend below the top of the knee.

### 442. Trousers, Blue Dress

- (a) Description: Made of plain, authorized blue fabric with fore and aft creases, belt loops, zippered fly front closure, and two side and back pockets. May be either straight legged or slightly flared. Fabric of trousers shall match the uniform coat/shirt worn (i.e., Service Dress Blue trousers must match the Service Dress Blue coat).
- (b) Correct Wear: All buttons shall be fastened, close all fasteners and wear a belt through all loops. Trousers shall hang approximately 2 inches from

the floor at the back of the shoe. Trousers should be tailored to include a 2 inch hem to provide material for adjustments.

**443. Trousers, Blue Evening**

- (a) Description: Made high-waist, without cuffs, belt loops, or back pockets, of the same fabric as the Dinner Dress Blue Jacket.
- (b) Correct Wear: All buttons shall be fastened and close all fasteners. Trousers should cover the top of the shoe by approximately 1 inch at the heel.

**444. Trousers, ODU**

- (a) Description: ODU trousers have two hip pockets, two back pockets with flaps, and two expandable cargo pockets with flaps. Trouser waist is adjustable.
- (b) Correct Wear: Worn bloused between the second and third eyelets from the top when worn with high-topped (8 - 10 inch high) black safety-toe boots. Elasticized or Velcro type blousing bands will be used and blousing bands should not be visible. Blousing bands are optional; if not used, trousers can be tucked into boot and then adjusted to appear bloused. May be worn straight leg fashion when low- topped shoes or boat shoes are required.

**445. Trousers, Service Khaki**

- (a) Description: Made of authorized fabric with fore and aft creases, belt loops, zippered fly front closure, and two side and back pockets. May be straight legged or slightly flared. The shirt and trousers fabric shall match (i.e. poly/cotton with poly/cotton, CNT with CNT and poly/wool with poly/wool).
- (b) Correct Wear: Fasten all buttons, close all fasteners, and wear a belt through all loops. Trousers shall hang approximately 2 inches from the floor at the back of the shoe. Trousers should be tailored to include a 2 inch hem to provide material for adjustments.

**446. Trousers, White Summer**

- (a) Description: Made of authorized fabric, with fore and aft creases, without cuffs. May be either straight legged or slightly flared.
- (b) Correct Wear: Fasten all buttons, close all fasteners, and wear a belt through all loops. Trousers shall cover the top of the shoe by approximately 1 inch at the heel and made of the same fabric as the coat when worn with Service Dress White, and of the same fabric as the shirt when worn with Summer White.

## Underclothes

### 447. Undershirt (White, Blue, Black)

- (a) Description: Made of cotton or polyester/cotton blend, when worn during flight or in hazardous environments undershirts shall be of 100% cotton or natural fibers for safety. Shirts may be sleeveless when worn underneath a dress or formal shirt and have a crew or V- neck.
- (b) Correct Wear: Wear right side out, front of shirt to front of body. Crew neck shirts shall be worn with ODU's.

### 448. Undershorts

- (a) Description: White boxer shorts or knitted brief style shall be worn when wearing the white uniforms. Color is optional with other uniforms. When worn during flight or in hazardous environments under shorts shall be of 100% cotton or natural fibers for safety. Compression shorts/modesty liners are authorized for additional comfort and support while wearing PTU gear but must not be visible while standing and will be black or navy blue in color.
- (b) Correct Wear: Wear right side out.

## Optional and/or Protective Clothing

## Coats/Jackets

### 449. Foul Weather Parka (FWP)

- (a) Description: The all-weather parka has a Coast Guard blue waterproof, laminated supplex nylon and Gore-Tex outer shell with foldaway hood. It has a tab on the front for placement of the embroidered fabric rank device.
- (b) Correct Wear: Zipped a minimum of two-thirds closed. Foldaway hood must be stowed away if not in use and wear with embroidered fabric rank device. (NCD 12602(4))

### 450. Foul Weather Parker Liner

- (a) Description: A breathable liner to be worn with the Foul Weather Parka. Jacket features a full zip-up collar and two zip front welt pockets. Waist drawstrings have barrel locks. Features a tab on the front for placement of the embroidered FWP rank device.
- (b) Correct Wear: May be worn with the parka or as a standalone outer garment with the ODU. When worn alone, all zippers will be zipped and embroidered FWP rank loop displayed on the rank tab. Sleeves are to



reach about 3/4 of distance from the wrist to the knuckles when arms hang naturally at side. Main zipper shall be at least 3/4 of the way closed and shall not be worn open/unzipped. Jacket without a rank tab may be worn only as liner to the foul weather parka.

**451. Fleece Foul Weather Parka Liner (Legacy)**

- (a) Description: Fitted blue 100% fleece liner with waist draw string. Zips into foul weather parka.
- (b) Correct wear: May be worn as an inner layer for and zipped into the FWP. NOT AUTHORIZED to be worn as a standalone outer garment.

**452. Jacket, Brown Leather Bomber Style (USNG1)**

- (a) Description: Made of brown leather, with zipper closure, snap front pockets, faux fur collar, knit cuffs and bottom. The jacket is fully lined.
- (b) Correct Wear: Close the zipper at least three-quarters of the way. A leather name tag is worn on the left breast. (NCD 12609(2)) (Figure 12609.2).

**453. Jacket, NOMEX, Green (CWU-36/P and CWU-45/P)**

- (a) Description: Made of authorized fabric, with zipper closure, one large pouch pocket on each front, wind flap and zippered pencil holder/pocket on left sleeve, and knit cuffs and bottom.
- (b) Correct Wear: Close the zipper at least three-quarters of the way. A leather name tag is worn on the left breast. (NCD12609(A)(2)) (Figure 12609.2).

**454. Reefer**

- (a) Description: A double-breasted, hip-length coat made of dark blue authorized fabric with a convertible collar. It has a set-in pocket in each forefront, and a single row of three 40-line buttons on left front, and four on right (one for collar closure). Two loops are required on each shoulder to hold hard shoulder boards. Buttons are described in NCD 12601(3) (Figures 12601.10 and 12601.11).
- (b) Correct Wear: Fasten all buttons except collar button. Collar button may be buttoned in inclement weather. Sleeves are to reach about three-quarters of distance from the wrist to the knuckles when arms hang naturally at the side and worn with hard shoulder boards. (NCD 12602) (Figure 12602.2).

**Gloves**

**455. Glove Shells, Flyer's, Leather (HAU-6/P)**

- (a) Description: Made of dark brown leather.

- (b) Correct Wear: Wear over NOMEX flyer's gloves to provide additional warmth and protection.

## Headwear

### 456. Cap, Knit Watch

- (a) Description: Made of black or navy blue wool, closely knitted, bell-shaped, pullover style, 11- to 12- inches long, 8-1/4-inches wide at bottom with 5/8-inch border.
- (b) Correct Wear: Wear squarely on the head, double-folded approximately 2-1/2 to 3 inches, with the bottom parallel to and 1-1/2 inches above the eyebrows. The knit watch cap may be worn during cold weather conditions that could result in personal injury if not worn. Authorization for wear will be granted by unit commanding officers (at sea) or regional commanders (ashore). The black knit watch cap is authorized for wear with service dress, service, and working uniforms with the exception of service dress white and summer white uniforms. Appropriate outer wear (specifically, foul weather parka, all weather coat, reefer, pea coat and bridge coat) shall be worn with the knit watch cap.

### 457. Cap, Cold Weather

- (a) Description: This cap is an optional item for inclement cold weather use only. It consists of ear and neck flaps, and straps with covered metal snap fasteners worn under the chin or over the top of the hat.
- (b) Correct Wear: The winter cap shall be worn with the appropriate combination cap insignia, centered on the cap visor. In extreme weather the sides and back may be worn down with the chin strap. The visor shall remain snapped at all times.

### 458. Earmuffs

- (a) Description: Plain, navy blue or black earmuffs with black attachment.
- (b) Correct Wear: Wear earmuff attachment underneath the cap.

### 459. Cap, Boonie

- (a) Description: The boonie cap is authorized as an optional uniform item and may be worn in lieu of the ball cap for environmental protection (unless greater uniformity is required as directed by the command). The Boonie cap is intended to provide sun protection and should only be worn when engaging in working environments where prolonged exposure to sun is encountered or anticipated.

- (b) Correct Wear: The boonie cap shall be worn square on the head, pulled down just short of resting on the ears and right above the eyebrows. The brim shall remain natural. Curling, bending, folding or otherwise distorting the brim is not authorized. ODU sew on rank insignia shall be worn, placed in the front center between the brim and the crown.

**460. Scarf**

- (a) Description:
  - (i) Navy Style: A plain white scarf made of knitted or woven silk or synthetic fabric.
  - (ii) USCG Style: The “Blue” scarf is actually black in color and must be of conventional size and made of plain or unadorned tightly woven wool, silk, or synthetic material.
- (b) Correct Wear: Wear tucked in under coats, matching style of scarf to uniform (e.g. Navy style with Navy based uniforms, and USCG style with USCG based uniforms).

**Sweatpants**

**461. Sweatpants**

- (a) Description: Navy blue 50/50 cotton/poly fleece sweatpants with no side seam and elastic cuffs. Print is in white ink. Left thigh print is NOAA CORPS crest and is 3.5” - 3.75” in diameter. Left leg side print is NOAA stacked vertically, and is 13” tall and 2.25” wide.
- (b) Correct Wear: Sweatpants should end within 1/2 inch of the shoe and are made of the same fabric as the sweatshirt.

**Sweatshirt/Sweater**

**462. Sweater, Black V-neck Pullover**

- (a) Description: Blue (black in appearance), V-neck pullover sweater, in light or heavy weave, with fabric epaulets, shoulder, and elbow patches. A Velcro-backed, black leather name tag is required on the left breast.
- (b) Correct Wear: The sweater is authorized for travel, in public places, on board ship, and for attending working level meetings/briefings. Shirt collar is worn inside the sweater when a tie is worn and outside the sweater when no tie is worn. Soft shoulder boards shall be worn on the epaulets. (NCD 12602 (2)) (Figure 12602.3).

**463. Sweatshirt, Hooded**

- (a) Description: 50/50 fleece pullover hooded sweatshirts; double lined hood with drawcord; front pouch pocket. Left chest is NOAA CORPS crest in white, and is 3.5” - 3.75” in diameter. Back print is NOAA CORPS text, two lines, in white ink, Player Pro font. Text should be 12” wide, and at least 6.5” tall (without distorting the font).
- (b) Correct Wear: Wear right side out, front of sweatshirt to front of body. Drawcords shall hang even. Hood is used when weather conditions warrant.

### **Suspenders**

#### **464. Suspenders, White**

- (a) Description: Shall be plain white without design or ornamentation.
- (b) Correct Wear: Wear fastened to the top of the trousers and may be crossed in the back.

### **Umbrella**

#### **465. Umbrella, Black**

- (a) Description: Plain, solid black, without design or ornamentation.
- (b) Correct Wear: May be carried when weather conditions warrant, provided safety directives or practices are not violated. The umbrella will be carried in the left hand to permit saluting. The umbrella will not be used as a cane or walking stick.

**Part 5 – Uniform Descriptions (Female)**

12501	Formal Dress .....	66
12502	Dinner Dress Blue Jacket .....	68
12503	Dinner Dress White Jacket.....	70
12504	Dinner Dress Blue .....	72
12505	Dinner Dress White .....	74
12506	Full Dress Blue.....	75
12507	Full Dress White.....	77
12508	Service Dress Blue (SDB).....	79
12509	Service Dress White .....	80
12510	Summer White.....	82
12511	Service Khaki .....	83
12512	Operational Dress Uniform (ODU).....	84
12513	Flight Suit.....	85
12514	Physical Training Uniform (PTU).....	87
12515	Maternity Service Dress Blue (SDB).....	88
12516	Maternity Summer White.....	90
12517	Maternity Service Khaki .....	91
12518	Maternity Operational Dress Uniform (ODU).....	92

12501 – Formal Dress



Figure 12501.1

**Required Basic Uniform Items**

Coat, Blue Jacket, Dinner Dress	508
Shirt, White Formal	539
Trousers, Blue Formal	551
Shoes, Service Black	524
Studs, Mother of Pearl	516
Cuff Links, Mother of Pearl	515
Necktie, Black Dress	532
Cummerbund, Gold	517
Brassiere	558
Underpants	562
Socks, Black	525
Medals, Miniature	12606 –

**Reference**

**Optional Items**

Cap, Combination, White*	529
Skirt, Blue Formal**	542
Shoes, Black Formal	521
Shoes, Black Formal, Flat	522
Earrings, White Pearl	569
Handbag, Black Dress	572
Scarf (with outer garment only)	577
All-Weather Coat/Raincoat, Blue***	506
Overcoat, Blue***	514
Umbrella, Black	582
Hosiery, Flesh Tone (Required with skirt)	559
Slip (Required with unlined skirts)	560
Command Insignia, Miniature	12603 –
Qualification Insignia, Miniature	Command

Miniature  
Medals

Insignia  
12604 –  
Qualification  
Insignia

- \*Required with outer garment only
- \*\*Requires Black Formal Shoes or Flats
- \*\*\*Prescribed Items

**Occasions for Wear**

Formal Dress is worn to official formal evening functions when civilian men normally wear

evening clothes (white tie). This uniform may be prescribed for flag officers, captains and others assigned to duty where required by protocol, optional for all other officers.

12502 – Dinner Dress Blue Jacket



Figure 12502.1

**Required Basic Uniform Items**

- Coat, Blue Jacket, Dinner Dress
- Shirt, White Formal
- Trousers, Blue Formal
- Shoes, Service Black
- Studs, Gold
- Cuff Links, Gold
- Necktie, Black Dress
- Cummerbund, Gold
- Brassiere
- Underpants
- Socks, Black
- Medals, Miniature

**Reference**

- 508
- 539
- 551
- 524
- 516
- 515
- 532
- 517
- 558
- 562
- 525
- 12606 –  
Miniature  
Medals

**Optional Items**

- Cap, Combination, White\*
- Skirt, Blue Unbelted\*\*
- Skirt, Blue Formal\*\*
- Shoes, Black Formal
- Shoes, Black Formal, Flat
- Earrings
- Handbag, Black Dress
- Gloves, White\*\*\*
- Scarf (with outer garment only)
- All-Weather Coat/Raincoat, Blue\*\*\*
- Overcoat, Blue\*\*\*
- Umbrella, Black
- Hosiery, Flesh Tone (Required with skirt)
- Slip (Required with unlined skirts)
- Command Insignia, Miniature
- Qualification Insignia, Miniature

- 529
- 543
- 542
- 521
- 522
- 569
- 572
- 526
- 577
- 506
- 514
- 582
- 559
- 560
- 12603 –  
Command  
Insignia
- 12604 –  
Qualification  
Insignia

\* Required with outer garment only  
\*\* Prescribed Items

**Occasions for Wear**

Dinner Dress Blue Jacket is worn to official functions when civilian men normally wear black tie. This is a prescribed winter uniform for lieutenant commanders and above, optional for lieutenants and below. Dinner Dress Blue is worn to official, semi-formal functions when



civilian men normally wear dinner jackets or conservative business suits. This is the prescribed winter uniform. Lieutenants and below may wear this uniform in lieu of Dinner Dress Blue Jacket.

12503 – Dinner Dress White Jacket



Figure 12503.1

**Required Basic Uniform Items**

- Coat, White Jacket, Dinner Dress
- Shirt, White Formal
- Trousers, Blue Formal
- Shoes, Service Black
- Studs, Gold
- Cuff Links, Gold
- Necktie, Black Dress
- Cummerbund, Gold
- Brassiere
- Underpants
- Socks, Black
- Medals, Miniature

**Reference**

- 511
- 539
- 551
- 524
- 516
- 515
- 532
- 517
- 558
- 562
- 525
- 12606 –  
Miniature  
Medals

**Optional Items**

- Cap, Combination, White\*
- Skirt, Blue Unbelted\*\*
- Skirt, Blue Formal\*\*
- Shoes, Black Formal
- Shoes, Black Formal, Flat
- Earrings
- Handbag, Black Dress
- Gloves, White\*\*\*
- Scarf (with outer garment only)
- All-Weather Coat/Raincoat, Blue\*\*\*
- Umbrella, Black
- Hosiery, Flesh Tone (Required with skirt)
- Slip (Required with unlined skirts)
- Command Insignia, Miniature
- Qualification Insignia, Miniature

- 529
- 543
- 542
- 521
- 522
- 569
- 572
- 526
- 577
- 506
- 582
- 559
- 560
- 12603 –  
Command  
Insignia
- 12604 –  
Qualification  
Insignia

\*Required with outer garment only  
\*\*Requires Black Formal Shoes or Flats  
\*\*\*Prescribed Items

**Occasions for Wear**

Dinner Dress White Jacket is worn to official functions when civilian men normally wear black tie. This is a prescribed summer uniform for lieutenant commanders and above, optional for lieutenants and below.



12504 – Dinner Dress Blue



Figure 12504.1

**Required Basic Uniform Items**

Cap, Combination, White	529
Coat, Blue, Service Dress	509
Shirt, White Dress	537
Trousers, Blue Unbelted	550
Shoes, Service Black	524
Necktie, Black	531
Brassiere	558
Underpants	562
Socks, Black	525
Medals, Miniature	12606 –

**Reference**

**Optional Items**

Shirt, White Formal*	539
Skirt, Blue Unbelted**	543
Skirt, Blue Formal**	542
Shoes, Dress, Black	523
Shoes, Black Formal	521
Shoes, Black Formal, Flat	522
Studs, Gold	516
Cuff Links, Gold	515
Earrings	569
Handbag, Black Dress	572
Gloves, White***	526
Scarf (with outer garment only)	577
All-Weather Coat/Raincoat, Blue***	506
Overcoat, Blue***	514
Umbrella, Black	582
Hosiery, Flesh Tone (Required with skirt)	559
Slip (Required with unlined skirts)	560
Command Insignia, Miniature	12603 –
Qualification Insignia, Miniature	Command

Miniature  
Medals

Insignia  
12604 –  
Qualification  
Insignia

- \*Requires Studs and Cuff Links
- \*\*Requires Black Formal Shoes or Flats
- \*\*\*Prescribed Items

**Occasions for Wear**

Dinner Dress Blue is worn to official, semi-formal functions when civilian men normally wear

dinner jackets or conservative business suits. This is a prescribed winter uniform. Lieutenants and below may wear this uniform in lieu of Dinner Dress Blue Jacket.

12505 – Dinner Dress White



**Required Basic Uniform Items**

**Reference**

Cap, Combination, White	529
Coat, White Service Dress	512
Shirt, White Dress	537
Trousers, White Unbelted	557
Shoes, Service White	524
Necktie, Black	531
Brassiere	558
Underpants	562
Socks, White	525
Shoulder Boards (Hard)	12602
Medals, Miniature	12606 – Miniature Medals

**Optional Items**

Shirt, White Formal*	539
Skirt, White Unbelted (Requires Dress shoes)	547 523
Shoes, Dress, White	516
Studs, Gold	515
Cuff Links, Gold	569
Earrings	572
Handbag, Black Dress	526
Gloves, White**	577
Scarf (with outer garment only)	506
All-Weather Coat/Raincoat Blue**	5823
Umbrella, Black	559
Hosiery, Flesh Tone (Required with skirt)	560
Slip (Required with unlined skirts)	

\*Requires Studs and Cuff Links

\*\*Prescribed Items

**Occasions for Wear**

Dinner Dress White is worn to official, semi-formal functions when civilian men normally wear summer dinner jackets or lightweight conservative business suits. This is a prescribed summer uniform. Lieutenants and below may wear this uniform in lieu of Dinner Dress White Jacket.

12506 – Full Dress Blue



Figure 12504.1

**Required Basic Uniform Items**

Cap, Combination, White	529
Coat, Blue, Service Dress	509
Shirt, White Dress	537
Trousers, Blue Unbelted	550
Shoes, Service Black	524
Necktie, Black	531
Gloves, White	526
Brassiere	558
Underpants	562
Socks, Black	525
Medals, Large	12605 – Large
Ribbon Bars	Medals 12607 – Ribbon Bars

**Optional Items**

Skirt, Blue Unbelted (Requires Dress shoes)	543
Shoes, Dress Black	523
Earrings	569
Handbag, Black Dress	572
Sword* (Only worn with Trousers)	548
Scarf (with outer garment only)	577
All-Weather Coat/Raincoat, Blue*	506
Overcoat, Blue*	514
Umbrella, Black	582
Undershirt, White*	561
Hosiery, Flesh Tone (Required with skirt)	559
Slip (Required with unlined skirts)	560
Command Insignia, Large	12603 – Command Insignia
Qualification Insignia, Large	12604 – Qualification Insignia

\* Prescribed Items

**Occasions for Wear**

Full Dress Blue is worn on formal occasions such as assuming or relinquishing command, or participating in the ceremony; ceremonial visits to foreign men-of-war and foreign officials; and

occasions of state, and solemnities.



12507 – Full Dress White



**Required Basic Uniform Items**

**Reference**

Cap, Combination, White	529
Coat, White Service Dress	512
Shirt, White Dress	537
Trousers, White Unbelted	557
Shoes, Service White	524
Necktie, Black	531
Gloves, White	526
Brassiere	558
Underpants	562
Socks, White	525
Shoulder Boards (Hard)	12602
Medals, Large	12605 – Large
Ribbon Bars	Medals

**Optional Items**

Skirt, White Unbelted*	547
Shoes, Dress White	523
Earrings	569
Handbag, White	571
Sword** (Only worn with Trousers)	548
Scarf (with outer garment only)	577
All-Weather Coat/Raincoat, Blue**	506
Umbrella, Black	582
Undershirt, White**	561
Hosiery, Flesh Tone (Required with skirt)	559
Slip (Required with unlined skirts)	560
Command Insignia, Large	12603 –
Qualification Insignia, Large	Command
	Insignia
*Requires Dress shoes	12604 –
**Prescribed Items	Qualification
	Insignia

**Occasions for Wear**

Full Dress White is worn on formal occasions such as assuming or relinquishing command, or participating in the ceremony; ceremonial visits to foreign men-of-war and foreign officials; and occasions of state, and solemnities.



12508 – Service Dress Blue (SDB)



Figure 12508.1

**Required Basic Uniform Items**

Cap, Combination, White	529
Coat, Blue, Service Dress	509
Shirt, White Dress	537
Trousers, Blue Unbelted	550
Shoes, Service Black	524
Necktie, Black	531
Brassiere	558
Underpants	562
Socks, Black	525
Shoulder Boards (Soft), on shirt	12602
Ribbon Bars	12607 – Ribbon
Name Tag	Bars 12609(A)

**Optional Items**

Coat, Cold Weather Parka	507
Cap, Garrison, Blue*	530
Sweater, Black V-neck Pullover	579
Skirt, Blue Unbelted (Requires Dress shoes)	543
Shoes, Black Dress	523
Earrings	569
Handbag, Black	571
Handbag, Black Dress	572
Gloves, Black (White for funerals)**	526
Earmuffs (with outer garment only)	576
Scarf (with outer garment only)	577
All-Weather Coat/Raincoat, Blue**	506
Reefer	568
Overcoat, Blue**	514
Jacket, Black Relax Fit**	513
Umbrella, Black	582
Undershirt, White**	561
Hosiery, Flesh Tone (Required with skirt)	559
Slip (Required with unlined skirts)	560
Command Insignia, Miniature	12603 –
Command Insignia, Large	Command Insignia 12604 – Qualification Insignia

\* With pullover sweater or jacket only

\*\* Prescribed Items

\*\*\*With exception of diving insignia where miniature size is worn

**Occasions for Wear**

Service Dress Blue (SDB) is standard office attire and may be prescribed for year-round wear to official functions when civilian men's equivalent dress is coat and tie.



Figure 12508.1

**Required Basic Uniform Items**

**Reference**

Cap, Combination, White	529
Shirt, White Summer	540
Trousers, White Belted	556
Belt, White, with Gold Clip	502
Buckle, Gold	503
Shoes, White Service	524
Brassiere	558
Underpants	562
Socks, White	525
Shoulder Boards (Hard)	12602 (1)
Ribbon Bars	12607 – Ribbon
Name Tag	Bars 12609(A)

**Optional Items**

Sweater, Black V-neck Pullover	579
Skirt, White Belted	546
Shoes, White Dress	523
Earrings	569
Handbag, White	571
Handbag, White Dress	572
Gloves, White	526
All-Weather Coat/Raincoat, Blue*	506
Reefer	568
Jacket, Black Relax Fit**	513
Umbrella, Black	582
Undershirt, White*	561
Hosiery, Flesh Tone (Required with skirt)	559
Slip (Required with unlined skirts)	560
Command Insignia, Miniature	12603 –
Qualification Insignia, Large	Command Insignia 12604 –
	Qualification Insignia

\* Prescribed Items

**Occasions for Wear**

Service Dress White may be prescribed for summer wear when civilian men's equivalent is coat and tie.

12510 – Summer White



Figure 12510.1

**Required Basic Uniform Items**

Cap, Combination, White	529
Shirt, White Summer	540
Trousers, White Belted	556
Belt, White, with Gold Clip	502
Buckle, Gold	503
Shoes, White Service	524
Brassiere	558
Underpants	562
Socks, White	525
Shoulder Boards (Hard)	12602
Ribbon Bars	12607 –
Name Tag	Ribbon Bars 12609(A)

**Optional Items**

Sweater, Black V-neck Pullover	579
Skirt, White Belted	546
Shoes, White Dress	523
Earrings	569
Handbag, White	571
Handbag, White Dress	572
Gloves, White	526
All-Weather Coat/Raincoat, Blue*	506
Reefer	568
Jacket, Black Relax Fit**	513
Umbrella, Black	582
Undershirt, White*	561
Hosiery, Flesh Tone (Required with skirt)	559
Slip (Required with unlined skirts)	560
Command Insignia, Miniature	12603 –
Qualification Insignia, Large	Command Insignia 12604 –
* Prescribed Items	Qualification Insignia

**Occasions for Wear**

Summer White is normally worn in summer for office work, watchstanding, liberty, or business ashore when prescribed as Uniform of the Day.

12511 – Service Khaki



Figure 12511.1



Figure 12511.2

**Required Basic Uniform Items**

Cap, Combination, White	529
Shirt, Service Khaki	534
Trousers, Service Khaki	555
Belt, Khaki, with Gold Clip	502
Buckle, Gold	503
Shoes, Service Black*	524
Brassiere	558
Underpants	562
Socks, Black	525
Collar Grade Insignia, Metal	12602(C)
Ribbon Bars	12607 –
Name Tag	Ribbon Bars 12609(A)

**Optional Items**

Coat, Cold Weather Parka	507
Cap, Garrison, Khaki**	530
Skirt, Service Khaki Overblouse	536
Sweater, Black V-neck Pullover	579
Skirt, Service Khaki (Requires Dress shoes)	545
Trousers, Service Khaki (male)***	451
Earrings	569
Handbag, Black/Brown with brown shoes	571
Handbag, Black Dress	572
Gloves, Black **	526
Earmuffs (with outer garment only)	576
Scarf (with outer garment only)	577
All-Weather Coat/Raincoat, Blue**	506
Reefer	568
Overcoat, Blue**	514
Jacket, Brown Leather (aviators only)	566
Jacket, Black Relax Fit**	513
Umbrella, Black	582
Undershirt, White**	561
Hosiery, Flesh Tone (Required with skirt)	559
Slip (Required with unlined skirts)	560
Command Insignia, Miniature	12603 –
Commands Insignia, Large	Command Insignia 12604 – Qualification Insignia

\*Aviators are authorized to wear Brown Service Shoes w/ Khaki socks.

\*\*Prescribed Items  
 \*\*\*Authorized for wear with overblouse only, with or without belt.

**Occasions for Wear**

Service Khaki is typically worn for office work, watchstanding, liberty, or business ashore when prescribed as Uniform of the Day.



Figure 12512.1

**Uniform (ODU)**

<u>Required Basic Uniform Items</u>	<u>Reference</u>
Cap, Ball (Standard or Unit)	528
Blouse, ODU	504
Trousers, ODU	553
Belt, Black Rigging	501
Boots, Safety Toe, Black	519
Undershirt, Blue	561
Brassiere	558
Underpants	562
Socks, Black	525
NOAA Corps Tape	12609(A)
Name Tape	12609(A)
Collar Grade Insignia*	12602(D)
<u>Optional Items</u>	
Cap, Knit Watch**	573
Cap, Cold Weather (with FWP only) **	575
Cap, Boonie	573
Earrings	569
Handbag, Black	571
Gloves, Black***	526
Earmuffs (with outer garment only)	576
Scarf, Blue (with outer garment only)	577
Foul Weather Parka (FWP)	563
Fleece Foul Weather Parka Liner	564
Fleece Foul Weather Parker Liner (Legacy)	565
Umbrella, Black	582
Command Insignia, Miniature*	12603 –
Qualification Insignia, Large*	Command
	Insignia
	12604 –
	Qualification
	Insignia

\* Embroidered  
 \*\* Inclement weather only  
 \*\*\* Prescribed Item

**Occasions for Wear**



Operational Dress Uniform (ODU) is the year-round uniform for officers and is the appropriate uniform to wear when visiting other DOD agencies when the ODU is the comparable uniform to what is the authorized at other agencies. When traveling on TDY (on commercial – air, bus, train, etc.), ODUs are authorized to wear with the standard ball cap. It is not a liberty uniform.



Figure 12513.1

**Required Basic Uniform Items**

**Reference**

Cap, Garrison, Khaki	530
Flying Suit, NOMEX, Blue	518
Boots, Safety Toe (Black or Brown)	519
Gloves, Flyer's, NOMEX, Sage Green	527
Undershirt, White	561
Brassiere	558
Underpants	562
Socks, Black	525
Shoulder Grade Insignia**	12602(D)
Name Tag, (Leather or Cloth)	12609(A)

**Optional Items**

Cap, Ball (Unit or Standard)*	528
Cap, Knit Watch	573
Glove Shells, Flyer's, Leather	570
Jacket, Brown Leather	566
Jacket, NOMEX, Green	567
Undershirt, Black*	561
Umbrella, Black	582

\*Prescribed Items  
 \*\*Embroidered

**Occasions for Wear**

Flight suits are worn for day-to-day operations by NOAA flight crews. The uniform is approved for year round wear and is authorized for public interaction. While not on an active flight line, a

garrison cap or ball cap is required.

**12514 – Physical Training Uniform (PTU)**



Figure 12514.1

**Required Basic Uniform Items**

Shirt, Physical Training	533
Shorts, Physical Training	549
Underpants	562
Shoes, Athletic	520
Socks, White	525

**Reference**

**Optional Items**

Cap, Knit Watch	573
Sweatpants	578
Sweatshirt, Hooded	580

Physical Training Uniform (PTU) is designed primarily for group/unit physical training activities. However, it can be worn both on and off base for fitness and/or leisure unless determined otherwise by regional coordinators or commanding officers. At sea, the wearing of the PTU will be at the discretion of the Commanding Officer. The PTU will not be worn while in a duty status or when conducting official business on base (e.g. Medical Treatment Facilities unless specified, Galleys, Legal). Moreover, the PTU is not authorized to be worn in lieu of the working, service or dress uniform while in a limited or light duty status. In all cases, the PTU will be worn in such a manner so as to reflect credit upon the NOAA Corps and individual wearing the PTU.

**12515 – Maternity Service Dress Blue (SDB)**



Figure 12515.1

**Required Basic Uniform Items**

Cap, Combination, White	529
Coat, Blue, Service Dress, Maternity	510
Shirt, White Maternity (Long sleeve)	538
Trousers, Maternity, Blue	552
Shoes, Service Black	524
Necktie, Black	531
Brassiere	558
Underpants	562
Socks, Black	525
Name Tag	12609(A)

**Optional Items**

Cap, Garrison, Blue (w/ sweater or jacket only)	530
Sweater, Black V-neck Pullover	579
Sweater, Cardigan Maternity	582
Skirt, Maternity, Blue	544
Earrings	569
Handbag, Black	571
Handbag, Black Dress	572
Gloves, Black (White* for funerals)	526
Earmuffs (with outer garment only)	576
Scarf (with outer garment only)	577
All-Weather Coat/Raincoat, Blue*	506
Coat, Cold Weather Parka	507
Reefer	568
Overcoat, Blue*	514
Jacket, Black Relax Fit*	513
Umbrella, Black	582
Undershirt, White*	561
Hosiery, Flesh Tone (Required with skirt)	559
Slip (Required with unlined skirts)	560
Shoulder Boards (Soft)	12602
Command Insignia, Miniature	12603 –
Qualification Insignia, Large	Command
Ribbon Bars	Insignia
	12604 –
	Qualification
	Insignia
	12607 –
	Ribbon Bars

\* Prescribed Item

**Occasions for Wear**

The maternity uniform is worn in the manner of the traditional uniform. Uniform items (such as footwear) may be adjusted as necessary based on medical direction or personal comfort. When adjustments are made all efforts should be made to maintain the overall appearance of the uniform. Jackets that no longer fit properly when buttoned or zipped may be worn open.

12516 – Maternity Summer White



**Required Basic Uniform Items**

**Reference**

Cap, Combination, White	529
Shirt, White Maternity (Short Sleeve)	538
Trousers, Maternity, White	552
Shoes, White Service	524
Brassiere	558
Underpants	562
Socks, White	525
Shoulder Boards (Hard)	12602
Ribbon Bars	12607 –
Name Tag	Ribbon Bars 12609(A)

**Optional Items**

Sweater, Black V-neck Pullover	579
Sweater, Cardigan Maternity	582
Skirt, Maternity, White	544
Earrings	569
Handbag, White	571
Handbag, White Dress	572
All-Weather Coat/Raincoat, Blue*	506
Reefer	568
Jacket, Black Relaxed Fit*	513
Umbrella, Black	582
Undershirt, White*	561
Hosiery, Flesh Tone (Required with skirt)	559
Slip (Required with unlined skirts)	560
Command Insignia, Miniature	12603 –
Qualification Insignia, Large	Command Insignia 12604 –
* Prescribed Item	Qualification Insignia

**Occasions for Wear**

The maternity uniform is worn in the manner of the traditional uniform. Uniform items (such as footwear) may be adjusted as necessary based on medical direction or personal comfort. When adjustments are made all efforts should be made to maintain the overall appearance of the uniform. Jackets that no longer fit properly when buttoned or zipped may be worn open.

**12517 – Maternity Service Khaki**



Figure 12517.1

**Required Basic Uniform Items**

Cap, Combination, Khaki	529
Shirt, Khaki Maternity	535
Trousers, Maternity, Khaki	552
Shoes, Service Black*	524
Brassiere	558
Underpants	562
Socks, Black	525
Collar Grade Insignia, Metal	12602(C)
Ribbon Bars	12607 –
Name Tag	Ribbon Bars 12609(A)

**Optional Items**

Cap, Garrison, Khaki**	530
Coat, Cold Weather Parka	507
Sweater, Black V-neck Pullover	579
Sweater, Cardigan Maternity	582
Skirt, Maternity, Khaki	544
Earrings	569
Handbag, Black (or Brown w brown shoes)	571
Handbag, Black Dress	572
Gloves, Black**	526
Earmuffs (with outer garment only)	576
Scarf (with outer garment only)	577
All-Weather Coat/Raincoat, Blue**	506
Reefer	568
Overcoat, Blue**	514
Jacket, Brown Leather (aviators only)	566
Jacket, Black Relax Fit**	513
Umbrella, Black	582
Undershirt, White**	561
Hosiery, Flesh Tone (Required with skirt)	559
Slip (Required with unlined skirts)	560
Command Insignia, Miniature	12603 –
Qualification Insignia, Large	Command Insignia 12604 –
	Qualification Insignia

\*Aviators are authorized to wear Brown Service Shoes w/ Khaki socks.

\*\*Prescribed Items

**Occasions for Wear**

The maternity uniform is worn in the manner of the traditional uniform. Uniform items (such as footwear) may be adjusted as necessary based on medical direction or personal comfort. When adjustments are made all efforts should be made to maintain the overall appearance of the uniform. Jackets that no longer fit properly when buttoned or zipped may be worn open.

**12518 – Maternity Operational Dress Uniform (ODU)**



Figure 12518.1

**Required Basic Uniform Items**

**Reference**

Cap, Ball (Standard or Unit)	528
Blouse, ODU, Maternity	505
Trousers, ODU, Maternity	553
Boots, Safety Toe, Black	519
Undershirt, Blue	561
Brassiere	558
Underpants	562
Socks, Black	525
NOAA Corps Tape	12609(A)
Name Tape	12609(A)
Collar Grade Insignia*	12602(D)

**Optional Items**

Cap, Knit Watch (Inclement weather only)	574
Cap, Cold Weather (with FWP only)**	575
Cap, Boonie	573
Earrings	569
Handbag, Black	571
Gloves, Black	526
Earmuffs (with outer garment only)	576
Scarf, Blue (with outer garment only)	577
Foul Weather Parka (FWP)	563
Fleece Foul Weather Parka Liner	564
Fleece Foul Weather Parka Liner (Legacy)	565
Umbrella, Black	582
Command Insignia, Miniature*	12603 –
Qualification Insignia, Large*	Command

\* Embroidered

Insignia  
12604 –  
Qualification  
Insignia

**Occasions for Wear**



Maternity ODUs are worn in the manner of the traditional ODU uniform. Uniform items (such as footwear) may be adjusted as necessary based on medical direction or personal comfort. When adjustments are made all efforts should be made to maintain the overall appearance of the uniform. Jackets that no longer fit properly when buttoned or zipped may be worn open.

**Appendix 12.5.1 – Female Uniform Items**

**Required and/or Prescribed**

Belts .....95

Blouses .....95

Coats/Jackets .....96

Cufflinks/Studs .....98

Cummerbund .....99

Flightsuit .....99

Footwear .....99

Gloves .....101

Headwear .....102

Neckties .....103

Shirts .....103

Skirts .....105

Sword .....106

Trousers/Pants .....107

Underclothes .....109

Coats/Jackets .....110

Earrings .....111

Gloves .....111

Handbags .....111

Headwear .....112

Sweatpants .....113

Sweatshirt/Sweater .....113

Umbrella .....114

**Required and/or Prescribed**

**Belts**

**501. Belt, Black Rigging**

- (a) Description: The Basic Riggers belt is made of 1-3/4 inch wide black nylon fabric with a sewn on subdued, fast cinch buckle.
- (b) Correct Wear: The basic riggers belt comes in one length and needs to be cut to size. Singe the end to avoid unraveling. When worn the bitter end should be behind but not past the first belt loop on the wearer's left.

**502. Belt with Gold Clip (Black, White, Khaki)**

- (a) Description: Plain cloth or webbing, same color as uniform, 1-1/4 inch wide, and fitted with gold-colored clip.
- (b) Correct Wear: Wear the belt through all loops with clip to the left of the buckle. Certified Navy Twill (CNT) belts are required with the CNT uniforms.

**503. Buckle, Gold**

- (a) Description: The prescribed buckle is plain and gold colored.
- (b) Correct Wear: Wear the buckle so the belt clip end touches the left side of the buckle. Align the right side of the buckle with the opening of the shirt and opening of the fly, forming a straight "gig" line.

**Blouses**

**504. Blouse, ODU**

- (a) Description: The ODU top is a Coast Guard blue variation of the Navy Battle Dress Uniform (BDU). It has two flap closure pockets on each side of the chest and a flap covering the buttons. An embroidered NOAA CORPS tape is worn over the left chest pocket and an embroidered name tape is worn over the right chest pocket.
- (b) Correct Wear: It is worn untucked over the trousers. The hem of the untucked shirt will cover buttocks, with an allowable tolerance of one inch above or below the bottom of the buttocks. Sleeves may be worn long or rolled neatly and evenly to the width of the cuff to the mid bicep portion of the upper arm. Sleeves are rolled accordion fashion, so as to leave the outer cuff and button showing on the surface of the roll. Embroidered collar grade insignia shall be worn on the collar points in the manner prescribed for an open-collared shirt. (NCD 12602(D)(1)) (Figure 12602.6).

- (i) Note: For most officers, the bottom hem of the shirt will extend to approximately the top of the cargo pocket on the ODU trousers.
- (ii) To fold sleeves, start by folding cuff over itself creating a neat fold up to the armpit. Then fold the sleeve up again, leaving about 3” of the first fold exposed. Finally, pull the cuff back down over the entire fold. This results in a 3” cuff about 2” above the elbow. Folds will vary based on the size and length of the arm.
- (iii) During high heat conditions, either outdoors or indoors, the temporary removal of the ODU top is authorized for heat stress relief. This is a temporary solution for the period that personnel are working in the hot climate. It shall not be prescribed as the uniform of the day and is not authorized for wear outside the workspace. The standard undershirt as listed in 561 must be worn and tucked in at all times.

**505. Blouse, ODU, Maternity**

- (a) Description: A maternity blouse in the overall style of the ODU. (504)
- (b) Correct Wear: Wear in the manner of the standard ODU Blouse. (504)

**Coats/Jackets**

**506. All-Weather Coat/Raincoat**

- (a) Description: A double breasted black all weather coat made of polyester/cotton (65/35) material. The coat is double breasted, with seven button closures, a belt, convertible collar that buttons at the neck, gun flap, shoulder loops, adjustable sleeve straps, welt pockets with two inside hanging pockets, and a zip-out liner. The back of the coat has a yoke and center vent. The coat is one-quarter lined with basic material and the sleeve lining is made of nylon taffeta.
- (b) Correct Wear: May be worn with or without the liner. The coat shall be buttoned, except for the neck closure which personnel may close during inclement weather. When wearing the all- weather coat/raincoat, the plastic combination cap rain cover may be worn. Wear coat with metal shoulder grade insignia. (NCD 12602(B)(3)) (Figure 12602.4).

**507. Coat, Cold Weather Parka**

- (a) Description: The Cold Weather Parka (CWP) is black, single breasted, made of waterproof and wind resistant material. Its features include a hidden center-front zipper fastener, a hidden hood housed in the shell of the collar, a center-chest rank tab and constructed to facilitate wearing the zip-in zip-out Navy Working Uniform (NWU) black fleece liner.

- (b) Correct Wear: Close zipper at least 3/4 of the way. The collar should lay flat unless inclement weather conditions warrant it being up and fastened around the neck. The Parka may be worn with or without the zip-in inner liner. The hideaway hood will be stowed and zipped closed unless being donned. During the winter or inclement weather periods, the hood is authorized for wear in addition to head gear. Rank insignia is required for wear, and shall be centered on the center chest rank tab. Rank insignia may be metal or matching fabric sold through Navy Exchange Uniform Centers. When the Rank insignia is removed from the Parka, Personnel may wear the coat with civilian clothing.

**508. Coat, Blue Jacket, Dinner Dress**

- (a) Description: Jacket is bolero style with long sleeves and has a narrow shawl collar. There are three 22-1/2-line gilt buttons down each side of the front, without front closure. Buttons are described in NCD 12601(3) (Figures 12601.10 and 12601.11). Sleeve insignia shall be worn as described in NCD 12601(A) and 12602(A) (Figures 12601.1 and 12602.1).
- (b) Correct Wear: Wear open

**509. Coat, Blue, Service Dress**

- (a) Description: A single-breasted coat made of authorized navy blue fabric with one welt left breast pocket, and four 35-line gold buttons on the left front and a sword slit over the left hip. Buttons are described in NCD 12601(3) (Figures 12601.10 and 12601.11). Sleeve insignia shall be worn as described in NCD 12601(A) and 12602(A) (Figures 12601.1 and 12602.1).
- (b) Correct Wear: Wear open.

**510. Coat, Blue, Service Dress, Maternity**

- (a) Description: A single-breasted coat made from navy blue authorized material, with a convertible collar, seven black plastic buttons down the front. Ribbons, insignia, and nametags may be worn if applicable. Wear removable soft shoulder boards on epaulets.
- (b) Correct Wear: All buttons shall be fastened. Coat may be removed once in the immediate office space only. The coat need not be worn indoors in non-public areas.

**511. Coat, White Jacket, Dinner Dress**

- (a) Description: Jacket is bolero style with long sleeves and has a narrow shawl collar. There are three 22-1/2-line gilt buttons down each side of the front, without front closure. Buttons are described in NCD 12601(3) (Figures 12601.10 and 12601.11). Sleeve insignia shall be worn as

described in NCD 12601(A) and 12602(A) (Figures 12601.1 and 12602.1).

- (b) Correct Wear: Wear open.

**512. Coat, White, Service Dress**

- (a) Description: A single-breasted coat made of authorized white lightweight fabric with one welt left breast pocket and has a sword slit over the left hip, and four 35-line gold buttons on the left front. Buttons are described in NCD 12601(3) (Figures 12601.10 and 12601.11). Sleeve insignia shall be worn as described in NCD 12601(A) and 12602(A) (Figures 12601.1 and 12602.1).
- (b) Correct Wear: All buttons shall be fastened. Coat may be removed once in the immediate office space. Commanding officers shall specify areas within the command where coats are required.

**513. Jacket, Black Relax Fit**

- (a) Description: A black, single-breasted jacket with a zipper front closure, two inverted slant pockets, and shoulder epaulets, made of 55% Polyester/45% wool and water resistant fabric. Its design also includes a stand-up knit collar, knit cuffs and bottom. The Black Relax Fit Jacket is a unisex sizing component authorized for wear by male and female officers.
- (b) Correct Wear: Wear squarely on the shoulders. Close zipper at least 3/4 of the way. May be worn with inner liner. Metal rank insignia is worn 3/4 of an inch from the end of the left and right epaulets (NCD 12602(B)(3)) (Figure 12602.4).

**514. Overcoat, Blue (Bridge Coat)**

- (a) Description: A double-breasted, water repellent coat made of dark blue napped woolen or worsted fabric, and may be fitted with a removable sleeveless liner. The overcoat has a single row of four 40-line Navy eagle, gilt buttons on each forefront. A strap on each shoulder is fastened at inner end by a 24-line black plastic button. NCD 12601(3) (Figures 12601.10 and 12601.11). Correct Wear: Button all buttons except the collar button. Collar button may be buttoned in inclement weather. Wear with hard shoulder boards. (NCD 12602 (1)) (Figure 12602.2).

**Cufflinks/Studs**

**515. Cuff Links (Gold, Mother-of-Pearl)**

- (a) Description: Link or stud pattern of conservative design. Cuff Links may be gold colored or mother-of-pearl as required.

- (b) Correct Wear: Wear with the face of the cuff link directed outboard from the wearer.

**516. Studs (Gold, Mother-of-Pearl)**

- (a) Description: Shall be plain without design or ornamentation. Studs shall be gold colored or mother-of-pearl as required.
- (b) Correct Wear: Wear fastened on formal wing collar and formal turndown collar shirts.

**Cummerbund**

**517. Cummerbund, Gold**

- (a) Description: Plain, gold-colored, pleated, to fasten in the back. Adjustable cummerbunds are authorized.
- (b) Correct Wear: Wear with pleats up, around the waist overlapping the trouser top at least 1 inch.

**Flightsuit**

**518. Flying Suit, NOMEX, Blue (CWU-73/P)**

- (a) Description: Full-length flight coveralls of high-temperature resistant, blue NOMEX with two zippered chest pockets, two zippered thigh pockets, two zippered leg pockets, and zippered sleeve pocket.
- (b) Correct Wear: Fasten all fasteners and close all zippers at least three-quarters of the way. Sleeves may be worn full length or rolled a maximum of 2 outward rolls. The uniform shall contain the following patches: An American flag on the left shoulder 1 inch below the seam, a leather or embroidered name tag worn over the left breast and a NOAA Corps patch or NOAA patch on the right breast over the pocket. (NCD 12609(A)(2) and (3)) (Figures 12609.2 and Figure 12609.3). On the right shoulder, an AOC approved aircraft, mission, or morale patch may be worn. Patches shall be sewn or attached with hook and pile (Velcro) attachment. Embroidered shoulder grade insignia shall be worn. (NCD 12602(B)(2))

**Footwear**

**519. Boots, Safety Toe (Black, Brown)**

- (a) Description: Black or brown high topped (8" – 10") boots with safety toes. Boots may be made of leather, leather and fabric, or black brushless suede.

Boots for aviation shall be flight approved by the Commanding Officer at AOC.

- (b) Correct Wear: Lace through all eyelets and tie. Keep clean, well blackened or browned, and in good repair. Brown boots may only be worn by aviators.

**520. Shoes, Athletic**

- (a) Description: Black is preferred, but in all cases running shoes will be comfortable and support the planned exercise.
- (b) Correct Wear: Lace through all eyelets and tie. Keep clean, polished and in good repair.

**521. Shoes, Black Formal**

- (a) Description: Plain black pumps with closed heels and toes, of suede, silk, or peau de soie. The heel may be 1 to 2 5/8 inches high and no less than 1/2 inch wide at the floor. A flat wedge style sole which rises 1 inch is authorized.
- (b) Correct Wear: Keep clean, polished and in good repair.

**522. Shoes, Black Formal, Flat**

- (a) Description: Plain black formal dress flat shoes with closed heels and toes, of suede, silk, or peau de soie.
- (b) Correct Wear: Keep clean, polished and in good repair.

**523. Shoes, Dress (Black, White, Brown)**

- (a) Description: Plain black, white, or brown dress pumps made of smooth leather or synthetic leather, with closed heels and toes. The heel shall be no higher than 2-5/8 inches nor less than 5/8 inch measured from the forward edge, and no wider than 1-3/4 inches at the base. Sole shall be no thicker than 1/4 inch. Wedge heels are not authorized.
- (b) Correct Wear: Keep clean, polished, and in good repair. Brown dress pumps are optional for officers assigned to aviation units. Officers with aviation designators, assigned to non-aviation units, may wear brown pumps, as authorized, at the discretion of the unit commander. Commanding officers may direct officers to wear black pumps with Summer Khaki for specific occasions.

**524. Shoes, Service (Black, White, Brown)**

- (a) Description: Black, white, or brown laced leather or synthetic oxfords with two rows (1/16 inch apart) of matching stitching around the top of the toe. Smooth-toed shoes are authorized for optional wear but are not



prescribable. Shoes shall have an outside heel 5/8 inch - 1 inch high. The soles shall be 3/16 inch - 3/8 inch thick. Wedge heels are not authorized.

- (b) Correct Wear: Lace from inside out through all eyelets and tie. Keep clean, polished and in good repair.
  - (i) Leather shoes are required for all personnel aboard ship for normal daily operations. Poromeric (e.g., Corfam) shoes may be worn when immediately departing or returning to the ship, or when specifically authorized by the commanding officer for ceremonial or other special occasions. Poromeric shoes ashore remain an individual option except in designated hazardous areas where leather safety shoes are required.
  - (ii) Brown oxfords and khaki socks are optional for officers assigned to aviation units. NOAA Corps officers with aviation designators, assigned to non-aviation units, may wear brown oxfords and khaki socks, as authorized, at the discretion of the unit commander. Commanding officers may direct officers to wear black shoes and socks with Summer Khaki for specific occasions.

**525. Socks (Black, White, Khaki)**

- (a) Description: Made of undecorated, plain or ribbed knitted material. Knee length or mid-calf socks are authorized. Low cut socks are authorized for Physical Training Uniform (PTU). When worn during flight or in hazardous environments, socks shall be of 100% cotton or natural fibers for safety.
- (b) Correct Wear: Wear right side out.

**Gloves**

**526. Gloves (Black, White)**

- (a) Description: Black gloves are made of leather; white gloves are made of authorized fabric. Glove stitching is the same color as the basic glove material.
- (b) Correct Wear: Wear or carry white gloves when prescribed with formal or dinner dress uniforms. Wear white gloves with full dress uniforms, or if prescribed with other uniforms. Black gloves may be worn with reefers, overcoats, all-weather coats/raincoats, windbreakers, and black jackets unless white gloves are authorized with the uniform over which the garment is worn. Outdoors, black leather gloves are worn, never carried. Remove gloves to shake hands

**527. Gloves, Flyer's, NOMEX, Sage Green (GS/FRP-2)**

- (a) Description: Knit, fire-resistant NOMEX backs with leather palms.
- (b) Correct Wear: Wear during flight operations.

## Headwear

### 528. Cap, Ball (Standard, Unit)

- (a) Description: This cap is made of the same Coast Guard blue material as the ODU. The cap may be adjustable with a rear hook and loop adjusting tab or semi-adjustable and sized for the wearer (e.g. Flexfit). The lettering will be placed on the cap to allow proper placement of the required rank insignia.
  - (i) Standard Ball Cap: Cap will have NOAA CORPS embroidered in an arch across the front of the cap face in 1/2-inch gold “Block Caps”.
  - (ii) Unit Ball Cap: Cap will have the unit name embroidered in an arch across the front of the cap face in 1/2-inch gold “Block Caps”. Accompanying hull/tail numbers may be embroidered centered under the arch in 1/4-inch “Block Caps”, provided it does not interfere with proper placement of rank insignia.
- (b) Correct Wear: Wear squarely on the head, with the bottom edge parallel to and 1-1/2 inch above the eyebrows. The unit cap may be worn within the unit and corresponding area of operation / responsibility. Unit caps may not be worn while away from the unit on TDY or where not authorized by local command. Wear with metal or embroidered grade insignia. (NCD 12602(C)(1) and 12602(D)(3)), respectively.) (Figure 12602.6).

### 529. Cap, Combination (White, Khaki)

- (a) Description: A military cap with black visor, rigid standing front, flaring circular rim and black cap band worn with detachable khaki or white cap cover. Two versions exist, the "standard" version and the Alternative Combination Cover (ACC) which is smaller with an oval vice round opening to facilitate a more comfortable and stable fit on the head when worn. Both are approved for wear by male and female officers. For visor ornamentation and cap Insignia. (NCD 12601(B)) (Figure 12601.2).
- (b) Correct Wear: Wear squarely on the head, with the bottom edge parallel to and 1-1/2 inches above the eyebrows. No hair shall show under the front bill of the cap. When wearing a raincoat, the clear plastic combination cap rain cover may be worn.

### 530. Cap, Garrison (Blue, Khaki)

- (a) Description: A plain, flat, folded, fore and aft cap made of navy blue (black in appearance) or khaki fabric matching the uniform with which it is worn.
- (b) Correct Wear: Wear squarely on the head, with the fore and aft crease centered vertically between the eyebrows and the lowest point approximately 1 inch above the eyebrows. No hair shall show under the front of the cap. Wear with miniature cap device and metal collar grade insignia. (NCD 12601(C)(1)) (Figures 12601.4, 12602.5 and 12602.6).

## Neckties

### 531. Necktie, Black

- (a) Description: An adjustable black, one-piece neck tab made of authorized fabric, which adjusts in the back with Velcro.
- (b) Correct Wear: The neck tab's outer edges should be parallel to the outer edges of the collar. An equal amount of neck tab should show on each side of the collar. Wear parallel to and slightly above the top of the shirt collar closure, hiding the top button.

### 532. Necktie, Black Dress

- (a) Description: A small, crescent-shaped, black velvet ribbon tapering to each edge from 1-inch width at center.
- (b) Correct Wear: Wear under the collar with the front slightly above the top of the shirt.

## Shirts

### 533. Shirt, Physical Training

- (a) Description: 90/10 cotton/poly blend (sport grey in color) or 100% polyester (silver in color). NOAA CORPS crest logo is on left chest in navy and is 3.5" - 3.75" in diameter. Back print is NOAA CORPS text, two lines, in Player Pro font. Text should be 12" wide, and at least 6.5" tall (without distorting the font).
- (b) Correct Wear: PTU shirt will be tucked into the shorts. During individual PT, shirts may be worn in or out of shorts. Long sleeved PTU shirts are authorized when weather conditions warrant.

### 534. Shirt, Service Khaki

- (a) Description: Made of authorized fabric, with short sleeves, two breast pockets with button flaps, and an open collar forming a V-neck.

- (b) Correct Wear: All buttons shall be fastened. The shirt and trouser fabric must match (i.e., poly/cotton with poly/cotton, CNT with CNT, etc.). Wear with metal collar grade insignia. (NCD 12602(2)) (Figures 12602.5 and 12602.6).

**535. Shirt, Service Khaki Maternity**

- (a) Description: 100% polyester with adjustable waist side tabs with three buttons, hidden vertical side pockets that are aligned with left and right seams, and an open notched collar. Shirt is available in regular and long lengths.
- (b) Correct Wear: All buttons shall be fastened. The shirt and trouser fabric must match (i.e., poly/cotton with poly/cotton, CNT with CNT, etc.). Wear with metal collar grade insignia. (NCD 12602(2)) (Figures 12602.5 and 12602.6).

**536. Shirt, Service Khaki Overblouse**

- (a) Description: Khaki in color and made of authorized fabric (75/25% poly/wool blend) with short sleeves and an open collar forming a V-neck. Female officers and chief petty officers are authorized to wear the poly/wool overblouse as an optional service khaki uniform component with the 75/25% poly/wool khaki pants or skirt.
- (b) Correct Wear: The overblouse shall be worn outside the trousers or skirt and shall hang comfortably over the hips and chest. The length shall be long enough to fall approximately one inch above the bottom of the side pocket opening. All buttons shall be fastened. When worn with the black relax fit (with stand-up knit collar) jacket or V-neck sweater, gently roll/tuck/fold the overblouse up and into the jacket or sweater. The overblouse should not extend below the bottom of the jacket or sweater. Wear with metal collar grade insignia. (NCD 12602(2)) (Figures 12602.5 and 12602.6).

**537. Shirt, White Dress**

- (a) Description: A quality improved white dress long sleeve shirt, made of 60/40 percent cotton/polyester fabric, designed with a lower neckline, center front covered button placket, and one-piece front.
- (b) Correct Wear: The top button is buttoned when wearing a tie. Soft shoulder boards must be worn on the epaulets if worn without coat. (NCD 12602 (2)) (Figure 12602.3).

**538. Shirt, White Maternity (Long and Short Sleeve)**

- (a) Description: Made of white authorized material with a convertible, turndown, pointed, collar, short or long sleeved, with epaulets.

- (b) Correct Wear: All buttons shall be fastened. Soft shoulder boards must be worn on the epaulets when worn with “blue” uniforms, hard shoulder boards must be worn on the epaulets when worn with “white” uniforms. (NCD 12602 (2) (Figure 12602.3) and 12602 (1) (Figure 12602.2)

**539. Shirt, White Formal**

- (a) Description: A plain white formal dress shirt with tuxedo pleats and French cuffs. Plain shirt studs and cuff links are required for dinner dress jacket uniforms.
- (b) Correct Wear: Wear with all studs, buttons and cuff links fastened.

**540. Shirt, White Summer**

- (a) Description: Short sleeve shirt made of authorized fabric. The shirt has epaulets, two breast pockets with button flaps and collar points measuring no more than 3-1/4 inches with a medium spread.
- (b) Correct Wear: The short sleeve shirt and Summer White skirt/trousers fabric must match (i.e., poly/cotton with poly/cotton, CNT with CNT, etc.). Wear with hard shoulder boards. NCD 12602 (2)) (Figure 12602.2).

**Skirts**

**541. Skirt, Blue Belted**

- (a) Description: A plain belted skirt made of authorized fabric, with two welt pockets in upper front and a zipper in back.
- (b) Correct Wear: Length may range from 1-1/2 inches above to 1-1/2 inches below the crease behind the knee. Wear with the zipper centered in back and a belt through all loops.

**542. Skirt, Blue Formal**

- (a) Description: A plain, floor-length, six-gored skirt made of authorized fabric, with optional slit(s) on either side no higher than mid-calf.
- (b) Correct Wear: Wear the zipper on the left side.

**543. Skirt, Blue Unbelted**

- (a) Description: A plain, six-gored skirt made of authorized fabric, with a waistband pocket in the upper right front.
- (b) Correct Wear: Length may range from 1-1/2 inches above to 1-1/2 inches below the crease behind the knee. Wear the zipper on the left side. When worn with a blue coat, skirt matches the coat in color and fabric.

**544. Skirt, Maternity (Blue, White, Khaki)**

- (a) Description: A plain, two panel tailored A-line skirt of the same color and fabric as the shirt, with elasticized waist and stretch front panel.
- (b) Correct Wear: Wear the zipper on the left side. Skirt matches the coat in color and fabric.

**545. Skirt, Service Khaki**

- (a) Description: A plain belted skirt made of authorized fabric, with two welt pockets in upper front and a zipper in back.
- (b) Correct Wear: Length may range from 1-1/2 inches above to 1-1/2 inches below the crease behind the knee. Wear with the zipper centered in the back and a belt through all loops. The shirt and skirt fabric must match (i.e., poly/cotton with poly/cotton, CNT with CNT, etc.)

**546. Skirt, White Belted**

- (a) Description: A plain, belted skirt made of authorized fabric, with a full lining, two welt pockets in upper front and a zipper in the back.
- (b) Correct Wear: Length may range from 1-1/2 inches above to 1-1/2 inches below the crease behind the knee. Wear with the zipper centered in the back and a belt through all loops. The shirt and skirt must match (i.e., poly/cotton with poly/cotton, CNT with CNT, etc.).

**547. Skirt, White Unbelted**

- (a) Description: A plain, white, six gored skirt made of authorized fabric, with a waistband pocket in the upper right front. Skirt matches the coat in color and fabric.
- (b) Correct Wear: Length may range from 1-1/2 inches above to 1-1/2 inches below the crease behind the knee. Wear the zipper on the left side.

**Sword**

**548. Sword**

- (a) Description: The NOAA Sword shall have a cut and thrust blade, from 26 inches to 36 inches long, half basket hilt, and fit in a scabbard of plain black grain leather or synthetic material presenting the leather appearance. It may be prescribed for all officers in the rank of lieutenant commander and above. The Sword is optional for lieutenants and below.
- (b) Correct Wear: Sword length shall be based on the officer's height and shall be worn with sword belt and sword knot. The sword shall be worn on the left side with the handle facing aft. The Sword belt or shoulder sword sling shall be worn under the coat so that neither is visible. The Sword,

accessories, and proper wear are described in more detail in NCD 12306 – The NOAA Corps Sword (Figure 12306.1).

## Trousers/Pants

### 549. Shorts, Physical Training

- (a) Description: Navy blue 100% cotton jersey (provided for on-ship use per fire regulations prohibiting polyester apparel) with 6” inseam. Print is in white ink. Left leg print at hem is NOAA over CORPS, in Player Pro font (NCD 12414) (Figure 12414.1). Text should be 3.5” wide, and letter should be 0.75” - 1” tall (without distorting the font). Alternatively, but not for use on ship, a navy blue 100% polyester mesh with 7-9” inseam may be substituted.
- (b) Correct Wear: Shorts will be worn fully on the waist. The length of the shorts will not extend below the top of the knee.

### 550. Trousers, Blue Unbelted

- (a) Description: Made of plain, authorized blue fabric with fore and aft creases, left side zipper, and a waistband pocket in the upper right front. Fabric of trousers must match the Service Dress Blue coat.
- (b) Correct Wear: Fasten all buttons, close all fasteners and wear a belt through all loops. Trousers shall hang approximately 2 inches from the floor at the back of the shoe. Trousers should be tailored to include a 2 inch hem to provide material for adjustments.

### 551. Trousers, Blue Formal

- (a) Description: Made of plain, authorized blue fabric, with high waist, straight legs, fore and aft creases, and left side zipper.
- (b) Correct Wear: All buttons shall be fastened and close all fasteners. Trousers shall hang approximately 2 inches from the floor at the back of the shoe. Trousers should be tailored to include a 2 inch hem to provide material for adjustments.

### 552. Trousers, Maternity (Blue, White, Khaki)

- (a) Description: Flared trousers of the same fabric and color of the shirt, with elasticized waist and stretch front panel.
- (b) Correct Wear: Trousers should cover the top of the shoes by approximately 1 inch at the heel.

### 553. Trousers, ODU

- (a) Description: ODU trousers have two hip pockets, two back pockets with flaps, and two expandable cargo pockets with flaps. Trouser waist is adjustable.
- (b) Correct Wear: Worn bloused between the second and third eyelets from the top when worn with high-topped (8 - 10 inch high) black safety-toe boots. Elasticized or Velcro type blousing bands will be used and blousing bands should not be visible. Blousing bands are optional; if not used, trousers can be tucked into boot and then adjusted to appear bloused. May be worn straight leg fashion when low-topped shoes or boat shoes are required.

**554. Trousers, ODU Maternity**

- (a) Description: Maternity trousers in the overall style of the ODU. (553)
- (b) Correct Wear: Wear in the manner of the standard ODU trousers. (553)

**555. Trousers, Service Khaki**

- (a) Description: Made of authorized fabric with fore and aft creases, belt loops, zippered fly front closure, and two side pockets. May be straight legged or slightly flared. The shirt and trousers fabric must match (i.e. poly/cotton with poly/cotton, CNT with CNT and poly/wool with poly/wool).
- (b) Correct Wear: All buttons shall be fastened, close all fasteners, and wear a belt through all loops. Trousers shall hang approximately 2 inches from the floor at the back of the shoe. Trousers should be tailored to include a 2 inch hem to provide material for adjustments.

**556. Trousers, White Belted**

- (a) Description: Made of authorized white fabric with fore and aft creases, belt loops, zippered fly front closure, a modesty liner which extends to the bottom of the pockets, and two side pockets. The shirt and trouser fabric must match (i.e. poly/cotton with poly/cotton, CNT with CNT). Modification of liner is prohibited.
- (b) Correct Wear: All buttons shall be fastened, close all fasteners, and wear a belt through all loops. Trousers shall hang approximately 2 inches from the floor at the back of the shoe. Trousers should be tailored to include a 2 inch hem to provide material for adjustments.

**557. Trousers, White Unbelted**

- (a) Description: Made of plain, authorized white fabric with fore and aft creases, left side zipper, and a waistband pocket in the upper right front. Fabric of trousers must match the Service Dress White coat. A full free-hanging liner is required in trousers. Modification of liner is prohibited.



- (b) Correct Wear: All buttons shall be fastened, close all fasteners. Trousers shall hang approximately 2 inches from the floor at the back of the shoe. Trousers should be tailored to include a 2 inch hem to provide material for adjustments.

## Underclothes

### 558. Brassiere

- (a) Description: Shall be white or flesh color when worn with white shirts, otherwise, color is optional. Sports brassieres are authorized for physical training.
- (b) Correct Wear: Wear right side out with all fasteners secured.

### 559. Hosiery

- (a) Description: Made of nylon, individual's flesh tone color, undecorated and seamless.
- (b) Correct Wear: Wear right side out and is required with any skirt.

### 560. Slip

- (a) Description: May be a full or half-slip and shall be white or flesh color when wearing white skirts.
- (b) Correct Wear: Wear right side out with all unlined skirts. A slip is optional with lined skirts.

### 561. Undershirt (White, Blue, Black)

- (a) Description: Made of cotton or polyester/cotton blend, when worn during flight or in hazardous environments undershirts shall be of 100% cotton or natural fibers for safety. Shirts may be sleeveless when worn underneath a dress or formal shirt and have a crew or V- neck.
- (b) Correct Wear: Wear right side out, front of shirt to front of body. Crew neck shirts shall be worn with ODU's.

### 562. Underpants

- (a) Description: Shall be white or flesh color when worn with white skirt/trousers, otherwise, color is optional. When worn during flight or in hazardous environments underpants shall be of 100% cotton or natural fibers for safety. Compression shorts/ modesty liners are authorized for additional comfort and support while wearing PTU gear but must not be visible while standing and will be black or navy blue in color.
- (b) Correct Wear: Wear right side out.

**Optional and/or Protective Clothing**

**Coats/Jackets**

**563. Foul Weather Parka (FWP)**

- (a) Description: The all-weather parka has a Coast Guard blue waterproof, laminated supplex nylon and Gore-Tex outer shell with foldaway hood. It has a tab on the front for placement of the embroidered fabric rank device.
- (b) Correct Wear: Zipped a minimum of two-thirds closed. Foldaway hood must be stowed away if not in use and wear with embroidered fabric rank device. (NCD 12602((4)))

**564. Foul Weather Parker Liner**

- (a) Description: A breathable liner to be worn with the Foul Weather Parka. Jacket features a full zip-up collar and two zip front welt pockets. Waist drawstrings have barrel locks. Features a tab on the front for placement of the embroidered FWP rank device.
- (b) Correct Wear: May be worn with the parka or as a standalone outer garment with the ODU. When worn alone, all zippers will be zipped and embroidered FWP rank loop displayed on the rank tab. Sleeves are to reach about 3/4 of distance from the wrist to the knuckles when arms hang naturally at side. Main zipper shall be at least 3/4 of the way closed and shall not be worn open/unzipped. Jacket without a rank tab may be worn only as liner to the foul weather parka.

**565. Fleece Foul Weather Parka Liner (Legacy)**

- (a) Description: Fitted blue 100% fleece liner with waist draw string. Zips into foul weather parka.
- (b) Correct wear: May be worn as an inner layer for and zipped into the FWP. NOT AUTHORIZED to be worn as a standalone outer garment.

**566. Jacket, Brown Leather Bomber Style (USNG1)**

- (a) Description: Made of brown leather, with zipper closure, snap front pockets, faux fur collar, knit cuffs and bottom. The jacket is fully lined.
- (b) Correct Wear: Close the zipper at least three-quarters of the way. A leather name tag is worn on the left breast. (NCD 12609(2)) (Figure 12609.2).

**567. Jacket, NOMEX, Green (CWU-36/P and CWU-45/P)**

- (a) Description: Made of authorized fabric, with zipper closure, one large pouch pocket on each front, wind flap and zippered pencil holder/pocket on left sleeve, and knit cuffs and bottom.

- (b) Correct Wear: Close the zipper at least three-quarters of the way. A leather name tag is worn on the left breast. (NCD12609(2)) (Figure 12609.2).

**568. Reefer**

- (a) Description: A double-breasted, hip-length coat made of dark blue authorized fabric with a convertible collar. It has a set-in pocket in each forefront, and a single row of three 40-line buttons on left front, and four on right (one for collar closure). Two loops are required on each shoulder to hold hard shoulder boards. Buttons are described in NCD 12601(3) (Figures 12601.10 and 12601.11).
- (b) Correct Wear: Fasten all buttons except collar button. Collar button may be buttoned in inclement weather. Sleeves are to reach about three-quarters of distance from the wrist to the knuckles when arms hang naturally at the side and worn with hard shoulder boards. (NCD 12602 (1)) (Figure 12602.2).

**Earrings**

**569. Earrings (Gold Ball, White Pearl, Diamond)**

- (a) Description: Earrings will be 4-6mm ball studs (approx. 1/8 – 1/4 inch), natural white pearl (colored pearls not authorized), white diamond, or plain gold with a shiny or brushed matte finish settings. Decorative or combination settings not authorized.
- (b) Correct Wear: Only one earring may be worn per ear, centered on the earlobe.

**Gloves**

**570. Glove Shells, Flyer's, Leather (HAU-6/P)**

- (a) Description: Made of dark brown leather.
- (b) Correct Wear: Wear over NOMEX flyer's gloves to provide additional warmth and protection.

**Handbags**

**571. Handbag (Black, Navy Blue, Brown, White)**

- (a) Description: A handbag of plain, unadorned black, navy blue, brown, or white (white is authorized with white uniforms) leather or synthetic material, with or without plain fold-over flap, not more than 12 inches wide, 8 inches high, and 5 inches deep. It may have a detachable shoulder

strap and may be used with or without the strap. The dress handbag used with the Formal Dress or Dinner Dress Jacket uniforms is a small clutch type black or white bag, (white is authorized with white uniforms) preferably with a collapsible handle.

- (b) Correct Wear: May be worn with any uniform. Dress handbags to be worn with dress uniforms only.

**572. Handbag Dress (Black, White)**

- (a) Description: A small clutch type black or white handbag. A collapsible inside handle is optional.
- (b) Correct Wear: May be carried with Formal Dress, Dinner Dress, or Service uniforms.

**Headwear**

**573. Cap, Knit Boonie**

- (a) Description: The Boonie cap is authorized as an optional uniform item and may be worn in lieu of the ball cap for environmental protection (unless greater uniformity is required as directed by the command). The Boonie cap is intended to provide sun protection and should only be worn when engaging in working environments where prolonged exposure to sun is encountered or anticipated.
- (b) Correct Wear: The Boonie Cap shall be worn square on the head, pulled down just short of resting on the ears and right above the eyebrows. The brim shall remain natural. Curling, bending, folding or otherwise distorting the brim is not authorized. ODU sew on rank insignia shall be worn, placed in the front center between the brim and the crown.

**574. Cap, Knit Watch**

- (a) Description: Made of black or navy blue wool, closely knitted, bell-shaped, pullover style, 11- to 12- inches long, 8-1/4-inches wide at bottom with 5/8-inch border.
- (b) Correct Wear: Wear squarely on the head, double-folded approximately 2-1/2 to 3 inches, with the bottom parallel to and 1-1/2 inches above the eyebrows. The knit watch cap may be worn during cold weather conditions that could result in personal injury if not worn. Authorization for wear will be granted by unit commanding officers (at sea) or regional commanders (ashore). The black knit watch cap is authorized for wear with service dress, service, and working uniforms with the exception of service dress white and summer white uniforms. Appropriate outer wear (specifically, foul weather parka, all weather coat, reefer, pea coat and bridge coat) shall be worn with the knit watch cap.

**575. Cap, Cold Weather**

- (a) Description: This cap is an optional item for inclement cold weather use only. It consists of ear and neck flaps, and straps with covered metal snap fasteners worn under the chin or over the top of the hat.
- (b) Correct Wear: The winter cap shall be worn with the appropriate combination cap insignia, centered on the cap visor. In extreme weather the sides and back may be worn down with the chin strap. The visor shall remain snapped at all times.

**576. Earmuffs**

- (a) Description: Plain, navy blue or black earmuffs with black attachment.
- (b) Correct Wear: Wear earmuff attachment underneath the cap.

**577. Scarf**

- (a) Description:
  - (i) Navy Style: A plain white scarf made of knitted or woven silk or synthetic fabric.
  - (ii) USCG Style: The “Blue” scarf is actually black in color and must be of conventional size and made of plain or unadorned tightly woven wool, silk, or synthetic material.
- (b) Correct Wear: Wear tucked in under coats, matching style of scarf to uniform (e.g. Navy style with Navy based uniforms, and USCG style with USCG based uniforms).

**Sweatpants**

**578. Sweatpants**

- (a) Description: Navy blue 50/50 cotton/poly fleece sweatpants with no side seam and elastic cuffs. Print is in white ink. Left thigh print is NOAA CORPS crest and is 3.5” - 3.75” in diameter. Left leg side print is NOAA stacked vertically, and is 13” tall and 2.25” wide.
- (b) Correct Wear: Sweatpants should end within 1/2 inch of the shoe and are made of the same fabric as the sweatshirt.

**Sweatshirt/Sweater**

**579. Sweater, Black V-neck Pullover**

- (a) Description: Blue (black in appearance), V-neck pullover sweater, in light or heavy weave, with fabric epaulets, shoulder, and elbow patches. A Velcro-backed, black leather name tag is required on the left breast.
- (b) Correct Wear: The sweater is authorized for travel, in public places, on board ship, and for attending working level meetings/briefings. Shirt collar is worn inside the sweater when a tie is worn and outside the sweater when no tie is worn. Soft shoulder boards shall be worn on the epaulets. (NCD 12602 (2))

**580. Sweatshirt, Hooded**

- (a) Description: 50/50 fleece pullover hooded sweatshirts; double lined hood with drawcord; front pouch pocket. Left chest is NOAA CORPS crest in white, and is 3.5” - 3.75” in diameter. Back print is NOAA CORPS text, two lines, in white ink, Player Pro font. Text should be 12” wide, and at least 6.5” tall (without distorting the font).
- (b) Correct Wear: Wear right side out, front of sweatshirt to front of body. Drawcords shall hang even. Hood is used when weather conditions warrant.

**581. Sweater, Cardigan Maternity**

- (a) Description: Blue (black in appearance) cardigan sweater fastened in the front with buttons, and fabric epaulets, shoulder, and elbow patches.
- (b) Correct wear: The sweater is authorized for travel, in public places, on board ship, and for attending working level meetings/briefings. When worn with a dress shirt and necktab, the shirt collar is worn inside the cardigan. When worn with an open collar shirt, the shirt collar will be outside the sweater. Soft shoulder boards shall be worn on the epaulets.

**Umbrella**

**582. Umbrella, Black**

- (a) Description: Plain, solid black, without design or ornamentation.
- (b) Correct Wear: May be carried when weather conditions warrant, provided safety directives or practices are not violated. The umbrella will be carried in the left hand to permit saluting. The umbrella will not be used as a cane or walking stick.

**Part 6 – Insignia, Medals, and Ribbon Bars**

**Sections**

12601	Service Insignia .....	116
12602	Grade Insignia .....	119
12603	Command Insignia .....	125
12604	Qualification Insignia.....	129
12605	Large Medals.....	132
12606	Miniature Medals .....	132
12607	Ribbon Bars.....	133
12608	Attachments to Medals and Ribbon Bars.....	134
12609	Name Tags, Aiguillettes, and ID Badges of Other Services .....	136

**12601 – Service Insignia**

- (A) Sleeve Device is the NOAA Corps device consisting of a circular base of gold matte embroidery 15/16-inch in diameter, with inscribed triangle of gold shine embroidery, the triangle outlined with heavy gold jaceron. The triangle shall be subdivided into three smaller triangles by a single line of jaceron. The device shall be centered on the sleeve midway between front and rear creases, the base of the triangle parallel to the edge of the cuff with the bottom of the embroidered circle 1/4-inch above the uppermost sleeve stripe.



Figure 12601.1

- (B) Combination cap device is solid metal consisting of a full globe, 1-1/16 inches in diameter, surmounted by a spread eagle, facing dexter, 1-inch in height with tips of wings 2-3/8 inches apart. The breast of the eagle carries a shield 9/16-inch in height with tip of shield 1/16-inch above top of globe. The globe is superimposed on crossed fouled anchors 1-1/4 inches in overall length. The globe and eagle shall be of gold-colored metal, the anchors and shield of silver-colored metal.



Figure 12601.2

- (1) Combination cap insignia for officers shall consist of a NOAA Corps combination cap device, a 1/2-inch-wide gold chin strap and two 22 1/2-line NOAA cap screw buttons.
- (2) Combination cap insignia for officer candidates shall consist of a single fouled anchor with silver-colored O.C. insignia placed directly above the anchor, a 3/8-inch-wide gold chin strap, and two 22 1/2-line NOAA cap screw buttons.



- (3) Officers in the grade of rear admiral (lower half) and above wear a visor covered with dark-blue cloth, embroidered fully in gold with two rows of oak leaves and acorns. For captains and commanders the visor shall be the same as for flag officers but with only one row of oak leaves and acorns. Officers in the grade of lieutenant commander and below wear a plain visor.

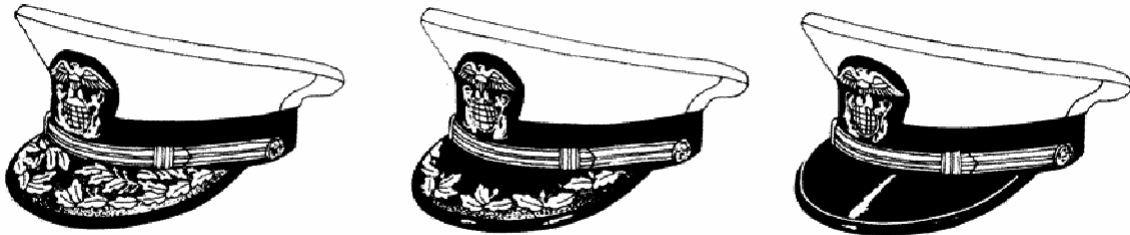


Figure 12601.3

- (C) Miniature Cap Device is metal and of similar design and color as the combination cap device except that each dimension shall be reduced by 1/2 and no shield shall be used on the breast of the eagle.



Figure 12601.4

- (1) Garrison Cap shall be worn with a miniature cap device on the wearer's left and a small metal collar grade insignia as specified in NCD 12602(C) (Figures 12602.5 and 12602.6) on the wearer's right as illustrated below. The devices and grade insignia are centered 1-1/2 inches from the lower edge and 2 inches from the center line. Officers in the grade of captain wear the right eagle (i.e., eagle's head and olive branch shall be toward the centerline). Officer candidates wear a silver-colored O.C. pin on the wearer's left, and a senior status or company leadership insignia on the wearer's right.

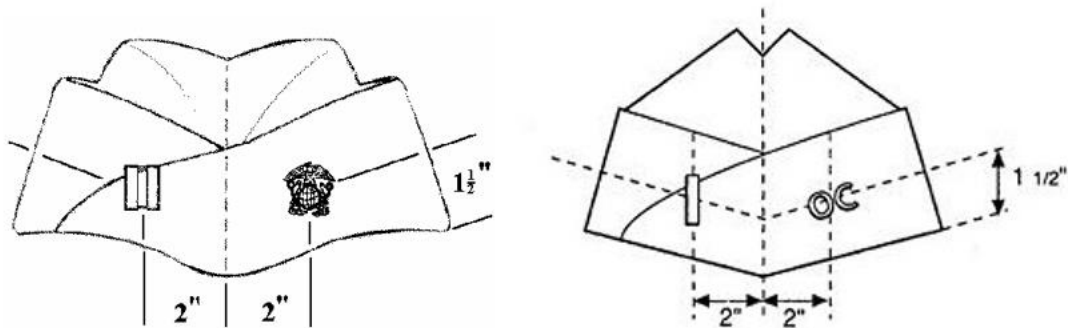


Figure 12601.5

- (2) Ball Cap (standard, unit) is worn with metal collar type grade insignia as specified in 12602(C) (Figures 12602.5 and 12602.6) or grade insignia embroidered directly onto the cap as specified in 12602 (3). The grade insignia shall be centered both vertically and horizontally under the gold lettering on the front the cap. Officers in the grade of rear admiral (lower half) and above wear a visor embroidered fully in gold with two rows of oak leaves and acorns. For captains and commanders the visor shall be the same as for flag officers but with only one row of oak leaves and acorns. Officers in the grade of lieutenant commander and below wear a plain visor.



VADM RADM RDML

CAPT CDR

LT LTJG ENS OCs

Figure 12601.6

- (3) Buttons are gold-colored metal with an embossed design consisting of an eagle rising, wings displayed and inverted, with the eagle's head turned to its right, with talons gripping the top of a globe, and two fouled anchors crossing behind the globe, with the flukes at the bottom of the design and the stocks under the eagle's wing. Button sizes are designated in terms of "lines," e.g., a 40-line button is 1 inch in diameter. Button sizes authorized are 22-1/2-line, 28-line, 35-line, and 40-

line. Refer to the appendices in NCD Chapter 12, Part 4 and Part 5, for specifics on which size buttons are authorized for wear on each uniform.



Figure 12601.10

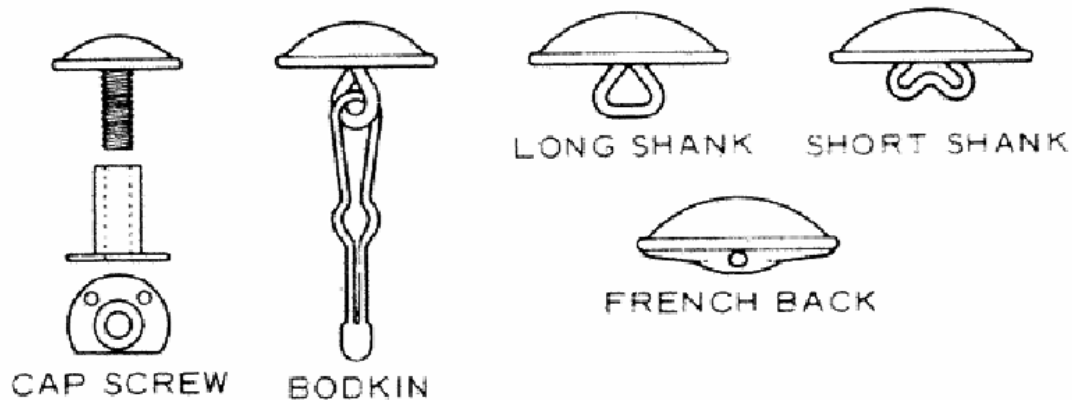


Figure 12601.11

### 12602 – Grade Insignia

(A) Sleeve Insignia consist of stripes of gold lace in widths of 2-inch, 1/2-inch, or 1/4-inch indicating an officer's grade. Stripes encircle the sleeve with the lower edge of the first stripe 2 inches from the edge of the sleeve. Multiple stripes are separated by 1/4-inch intervals. Sleeve insignia are worn as indicated below:

- (1) Vice Admiral - One 2-inch stripe with two 1/2-inch stripes above it;
- (2) Rear Admiral - One 2-inch stripe with one 1/2-inch stripe above it;
- (3) Rear Admiral (lower half) - One 2-inch stripe;
- (4) Captain - Four 1/2-inch stripes;
- (5) Commander - Three 1/2-inch stripes;
- (6) Lieutenant Commander - Two 1/2-inch stripes with one 1/4-inch stripe in between;
- (7) Lieutenant - Two 1/2-inch stripes;
- (8) Lieutenant (junior grade) - One 1/2-inch stripe with one 1/4-inch stripe above it; and

- (9) Ensign - One 1/2-inch stripe.
- (10) Officer Candidate – Sleeve device only with no stripe




Figure 12602.1

- (B) Shoulder Insignia consist of shoulder boards and metal grade insignia, as follows:
- (1) Hard Shoulder Boards indicate the wearer's grade and service. They shall be 5-1/2 inches long and 2-1/4 inches wide, with the outer end squared and the inner end terminating in a symmetrical triangular peak, extending 1 inch beyond the parallel sides. They shall be stiff, curved to fit the shoulder and secured at their inner ends by a 22 1/2 inch line NOAA gilt button snap fastener or cap screw button.
    - (a) For flag officers the outside face of the hard shoulder board shall be covered with gold lace of approved shade and pattern, showing a margin of 1/8-inch of blue cloth on each of the long sides. A fouled anchor shall be embroidered in silver thereon with the centerline of the shank coinciding with the centerline of the longer dimension of the shoulder board. Superimposed on the shank of the anchor is a 1/2- inch circle and inscribed equilateral triangle, the triangle to be embroidered in gold bullion or synthetic material. The crown of the anchor and base of the triangle shall be pointed toward the squared end of the board. The device shall measure 1-7/16 inch overall and shall be placed with the ring 1-1/4 inch from the pointed end of the board. The unfouled arm of the stock shall point to the front. Designation of grade shall consist of silver embroidered five-pointed star(s), each of a size to be inscribed in a circle 3/4-inch in diameter, placed between the crown of the anchor and the squared end of the shoulder board as follows:
      - (i) Vice Admiral - Three five-pointed stars placed to form an isosceles triangle with a 1-1/8 inch base and altitude. Inner star shall have a ray pointing toward the squared end of the shoulder board. Centers of the outermost stars shall be 3/4- inch from the squared end of the shoulder board and have a ray of each pointing toward the other.
      - (ii) Rear Admiral - Two five-pointed stars embroidered in silver, each of a size to be inscribed in a circle 3/4-inch in diameter, placed on

the centerline of the board, with the centers of the stars 13/16-inch apart, and the center of the outer star 3/4- inch from the squared end of the board. A ray of each star shall point toward the other.

(iii) Rear Admiral (lower half) - One five-pointed star located on the center line of the shoulder board and centered between the crown of the anchor and the squared end of the shoulder board, with one ray pointing toward the pointed end of the shoulder board.

(b) For officers below flag grade the outside face of the hard shoulder board shall be covered with navy-blue cloth lined with black silk, rayon, or similar cloth. Grade shall be designated by stripes of gold lace of the same width and number and with the same spacing as specified in NCD 12602(A) for stripes on the sleeves of the coat, except that the outer edge of the first stripe shall be 1/4-inch (1/2-inch for ensigns) from the squared end of the shoulder board. A NOAA Corps device 15/16-inch in diameter, embroidered in gold, shall be affixed 1/4 inch above the innermost stripe.

(c) Officer candidates shall wear a hard shoulder board with only the NOAA Corps device upon arrival at BOTC, with the addition of a 1/8-inch wide gold stripe upon conferral of junior/senior status.



Figure 12602.2

(2) Soft Shoulder Boards shall be made of navy-blue gabardine or similar material, sewn in a loop to fit over the shoulder straps. They shall be 4-3/16 inches long, squared at both the inner and outer ends, tapering from 2-1/4 inches wide at the outer end to 1-7/8 inches wide at the inner end.

(a) For flag officers the outside face of the soft shoulder boards shall be covered with 1- 1/2 inches width gold lace, with embroidery similar to that on the hard shoulder boards for each grade

(b) For officers below flag grade, grade shall be designated by a stripe or stripes of gold lace of 3/8-inch or 1/8-inch widths, encircling the boards. The outer edge of the first stripe shall be 1/4-inch from the outer edge of the shoulder board, with 1/4-inch intervals between stripes. A NOAA Corps device, 15/16-inch in diameter, embroidered in gold, shall be affixed 1/4-inch above the innermost stripe.

- (c) Officer candidates shall wear a hard shoulder board with only the NOAA Corps device upon arrival at BOTC, with the addition of a 1/8-inch wide gold stripe upon conferral of junior/senior status.

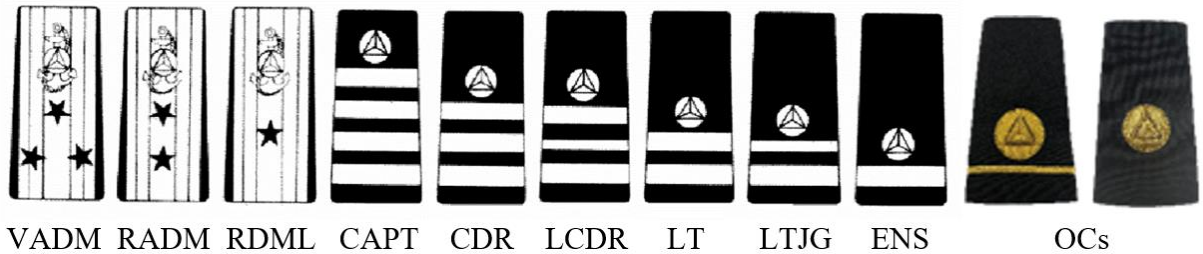


Figure 12602.3

- (3) Metal Shoulder Grade Insignia are large U.S. Navy-type, and shall be worn on the shoulders straps of all-weather coats/raincoats and black jackets to indicate the wearer's grade. The outer edge of each device shall be placed 3/4-inch from the squared end of the strap. NOTE: Army-type insignia are different and are NOT authorized.

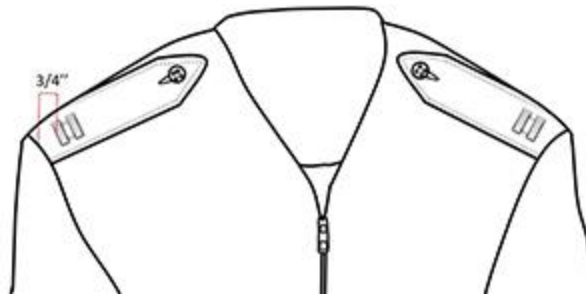


Figure 12602.4

- (a) Vice Admiral - Three silver-colored, five-pointed pyramidically shaped stars, worn lengthwise on the strap so that the single ray of each star points toward the collar.
- (b) Rear Admiral - Two silver-colored, five-pointed, pyramidically shaped stars, worn in the same manner as prescribed for vice admiral.
- (c) Rear Admiral (lower half) - One silver-colored, five-pointed, pyramidically shaped star, one ray of which shall point toward the collar.
- (d) Captain - A silver-colored spread eagle, worn with the top of eagle's head toward the collar, and head and olive branch pointing to the front (rights and lefts).
- (e) Commander - A silver-colored oak leaf, plain, raised, and veined, worn with the tip of leaf toward the collar.



- (f) Lieutenant Commander - A gold-colored oak leaf of the same design as that prescribed for commander, worn in the same manner.
- (g) Lieutenant - Two silver-colored bars, attached at the ends, placed on the long center line of each shoulder strap with the longer dimension of the bars in a fore and aft line.
- (h) Lieutenant (junior grade) - One silver-colored bar placed on the long center line of each shoulder strap with the longer dimension of the bar in a fore and aft line.
- (i) Ensign - A gold-colored bar worn on the shoulder strap in the same manner as prescribed for lieutenant (junior grade).
- (j) Officer Candidate – A silver-colored “O.C.” pin, with the lower edge of the letters toward the shoulder.

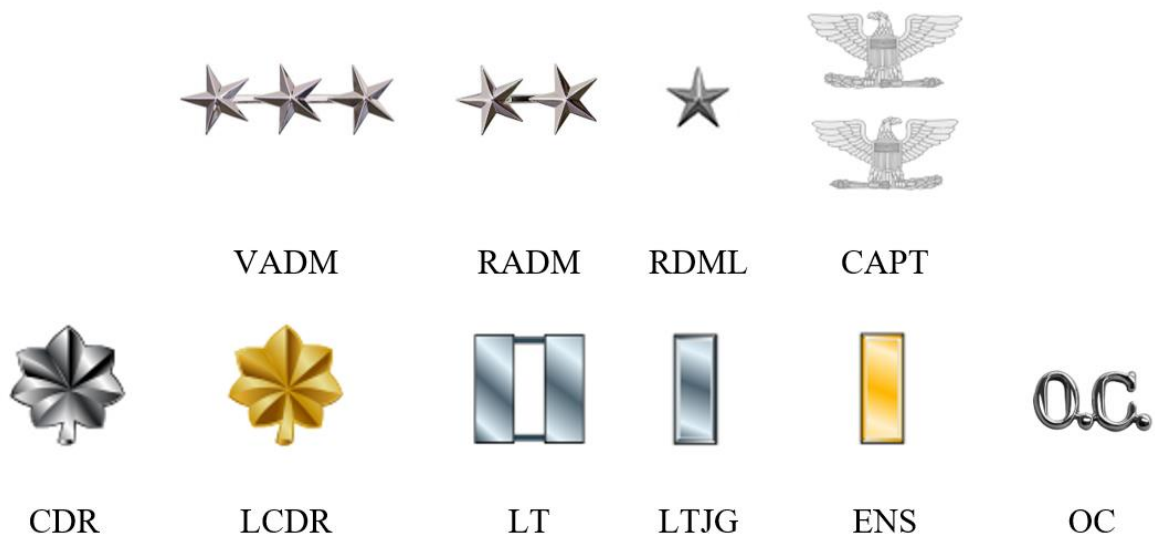


Figure 12602.5

- (C) Metal Collar Grade Insignia are small U.S. Navy-type, and shall be worn on the collar points of shirts, as authorized, and on the garrison/ball caps.
  - (1) Description - Metal collar grade insignia shall be of the same design as metal shoulder grade insignia described in Paragraph (B)(3) above (Figure 12602.5) above except as specified below:
    - (a) Vice Admiral - Three silver-colored pyramidically shaped stars, worn with one ray of each star pointed upward and along a fine line drawn through the three stars.

- (b) Rear Admiral - Two silver-colored pyramidically shaped stars of the same characteristics and worn in the same manner prescribed for vice admiral.
- (c) Rear Admiral (lower half) - One silver-colored, pyramidically shaped star, one ray pointing upward.



Figure 12602.6

- (d) Officer Candidates – A silver-colored “O.C.” device to be worn as follows:
  - (i) A single O.C. pin on the left collar upon arrival at BOTC;
  - (ii) Two O.C. pins, one on each collar upon conferral of junior status; and
  - (iii) One O.C. pin on the left collar and corresponding senior status or company leadership insignia on the right. Status and leadership insignia shall consist of miniature gold bars 1/8-inch wide and 3/4-inch long. The Chief, NOAA Corps Officer Training Center shall determine the number of status insignia authorized for each officer candidate.
- (2) Manner of Wear – Open Collar shirts shall have the insignia centered 1-inch from the front and lower edges of the collar and positioned with the vertical axis of the insignia along (the horizontal axis at right angles to) an imaginary line bisecting the angle of the collar point.

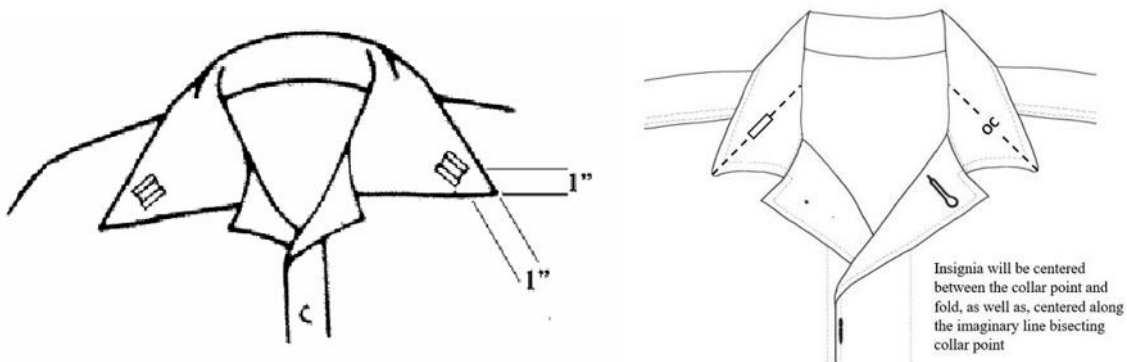


Figure 12602.6

- (D) Embroidered grade insignia are USCG-type, embroidered on a dark blue background. These insignia will be worn on the collar points of the Operational Dress Uniform,



shoulders of flight suits, standard/unit ball caps, and as a rank device on the Foul Weather Parka II. Small insignia is used for all with the exception of the flight suit which uses the large “shoulder” size.

- (1) Collar grade insignia for the Operational Dress Uniform are centered on the collar, along an imaginary line bisecting the angle of the collar point that runs through the middle of the insignia. Collar grade insignia with exception of embroidered O-3 and O-6 will be placed 1 1/8 inch from collar point. O-3 and O-6 will be placed 1 1/2 inch from bisecting collar point.
  - (2) On the Flight Suit embroidered or cloth sew-on grade insignia is used. Place insignia approximately 5/8 inch from the flight suit shoulder seam, centered on top of each shoulder.
  - (3) Grade insignia on standard or unit ball caps shall be placed directly onto the cap along the centerline and spaced evenly between the lettering arch and any hull/tail numbers.
  - (4) For the Foul Weather Parka (FWP) and associated liners, the rank device is embroidered onto a sleeve made of navy blue fabric matching the FWP color, which slides onto the Velcro tab on the front of the parka/liner. For O-7 and above, stars on the embroidered FWP fabric rank device are worn in a vertical line centered on the tab with the point(s) up.
- (E) Tie Clasp/Tack Grade Insignia, if worn, shall be the appropriate insignia to which the wearer is entitled.

### **12603 – Command Insignia**

- (A) General - Command insignia are worn on the breast to indicate designation as Commanding Officer of a NOAA vessel or Chief-of-Party of a mobile duty assignment. Officers meeting the requirements for command insignia shall submit a written request to the Director, Commissioned Personnel Center (CPC), demonstrating how requirements have been met. CPC will verify and route to the Director, for approval and authorization to wear.
- (B) Authorized Insignia
- (1) NOAA Command-at-Sea Insignia
    - (a) Metal Command-at-Sea insignia shall be a gold-colored pin consisting of a triangle superimposed on anchor flukes and an unfurled commissioning pennant showing six triangles. The metal insignia is provided in two sizes: Large: 1-1/2 inches in diameter, and Miniature: 3/4-inch in diameter.



Figure 12603.1

- (b) Embroidered Command-at-Sea insignia are USCG-type, embroidered on a dark blue cloth tape background, and shall be of the same color and design as the metal Command-at-Sea insignia. The embroidered command-at-sea insignia cloth tape is of the same size, color, and material specifications as the cloth name tape/NOAA Corps tape NCD 12609(4)). The embroidered command-at-sea insignia is provided in only one size: 3/4-inches in diameter.
  - (c) The NOAA Command-at-Sea insignia is authorized for incumbents serving under orders designating them in command of Class 1 through Class 5 NOAA commissioned vessels.
  - (d) A NOAA Corps officer who has previously successfully held command (but is not currently in command) of a NOAA commissioned vessel (as described above) for at least 6 months during which the vessel was engaged for at least 4 months in operations at sea, may, after authorization, wear the Command-at-Sea insignia.
  - (e) Eligibility to wear the insignia is not attained by a NOAA Corps officer being temporarily or acting in command due to absence, illness or transfer of the designated commanding officer, for periods of less than six continuous months.
- (2) NOAA Small-Craft-Command Insignia



Figure 12603.2

- (a) Metal Small-Craft-Command insignia shall be a bronze-colored insignia, of the same design and sizes as the metal Command-at-Sea insignia.
- (b) Embroidered Small-Craft-Command insignia are USCG-type, embroidered on a dark blue cloth tape background, and shall be of the same color and design as the metal Small-Craft-Command insignia. The embroidered small-craft-command insignia cloth tape is of the same size, color, and material specifications as the cloth name tape / NOAA Corps tape (NCD 12609(4)). The embroidered small-craft-command insignia is provided in only one size: 3/4-inches in diameter.

- (c) NOAA Corps officers not qualifying for the Command-at-Sea insignia as stated above who are incumbents serving under orders designating them as officer-in-charge or in command of NOAA vessels, greater than 50 feet in length up through Class 6, are authorized to wear the Small-Craft-Command insignia.
  - (d) A NOAA Corps officer who has previously been in charge of, or held command of a NOAA vessel (as described in the section above) for at least 6 months during which the vessel spent at least 4 months in field operations, may, after authorization, wear the Small-Craft-Command insignia. This insignia shall not be worn when the Command-at-Sea insignia is authorized.
  - (e) Eligibility to wear the insignia is not attained by an officer being temporarily or acting in command due to absence, illness or transfer of the designated commanding officer, for periods of less than 6 continuous months.
- (3) NOAA Chief-of-Party Insignia



Figure 12603.3

- (a) Metal Chief-of-Party insignia shall be a gold-colored pin consisting of a raised equilateral triangle. The metal insignia is provided in two sizes: Large approximately 1-1/2 inches on a side, and Miniature approximately 3/4 inches on a side.
- (b) Embroidered Chief-of-Party insignia are USCG-type, embroidered on a dark blue cloth tape background, and shall be of the same color and design as the metal Chief- of-Party insignia. The embroidered chief-of-party insignia cloth tape is of the same size, color, and material specifications as the cloth name tape / NOAA Corps tape (NCD 12609(4)). The embroidered chief-of-party insignia is provided in only one size 3/4-inches on a side.
- (c) The NOAA Chief-of-Party insignia is authorized for incumbents serving in assignments designating them as Chief-of-Party or equivalent.
- (d) A NOAA Corps officer who has previously served in an assignment as Chief-of- Party, or equivalent, for at least 6 months during which the unit was engaged for at least 4 months in field operations, may, after authorization, wear the Chief-of-Party insignia.

- (e) Eligibility to wear the insignia is not attained by an officer being temporarily assigned or acting as Chief-of-Party due to absence, illness or transfer of the designated Chief- of-Party, for periods of less than 6 continuous months.
- (C) Manner of Wear
- (1) Incumbent
    - (a) Wear the command insignia centered 1/4-inch above the right breast pocket or pocket flap. When a name tag or ribbon bars are worn on the right breast, the insignia is centered 1/4-inch above them.
    - (b) On the men's Service Dress Blue coat, the insignia is positioned on the right breast as though there were a pocket.
    - (c) On Formal Dress and Dinner Dress Jacket (Blue or White), men wear the insignia centered on the right lapel, three inches below the notch; women wear the insignia centered on the right lapel, down one third the distance between the shoulder seam and the coat hem.
    - (d) The embroidered command insignia cloth tape is worn on the ODU shirt only and is centered above the right breast pocket, directly above the cloth name tape (NCD 12609(4)), with the width of the tape running the width of the pocket flap. Thread will match the insignia background color and shall be a minimum of six stiches per inch. Direct embroidery is not authorized. Only one embroidered command insignia is authorized for wear at a time.
  - (2) Post-Tour
    - (a) Only one post-tour command insignia may be worn. The choice of insignia worn is up to the individual.
    - (b) Center the device point up on the left breast, 1/4-inch below the top of the pocket/flap. When wearing two qualification insignia, center the command insignia 1/4-inch below the secondary insignia, or on uniforms with pocket flaps, 1/4-inch below the flap.
    - (c) The embroidered command insignia cloth tape is worn on the ODU shirt only and is centered on the left breast pocket flap, directly below the NOAA CORPS tape (NCD 12609(4)), with the width of the tape running the width of the pocket flap. Thread will match the insignia background color and shall be a minimum of six stiches per inch. Direct embroidery is not authorized. Only one embroidered command insignia is authorized for wear at a time.
    - (d) When wearing miniature medals, center post-tour command insignia 1/4-inch below the medals or secondary qualification insignia.

- (e) When wearing large medals, men center post-tour command insignia 1/4-inch below the lower of either medals or a qualification insignia in the secondary position; women center the insignia 1/4-inch above the left pocket flap, medals, or primary insignia. On men's Full Dress White the combination of breast insignia and medals shall not extend below the lower seam of the pocket
- (3) Incumbent with Post-Tour Insignia - An incumbent shall not wear a post-tour command insignia of the same command category. An incumbent insignia may be worn with one post-tour command insignia, but the Small-Craft Command and Command-at-Sea insignia shall not be worn concurrently. Specifically, incumbent Small- Craft Command or Command-at-Sea insignia may be worn with post-tour Chief-of-Party insignia and vice versa. Refer to NCD Chapter 12, Part 4 and Part 5 for specifics on which size metal command insignia (large or miniature) is authorized for wear on each uniform.

### 12604 – Qualification Insignia

- (A) NOAA Corps officers who have qualified as aviators, divers, submariners, parachutists, etc., while on active duty are otherwise entitled to wear a qualification insignia of another service, and whose right to wear it has not been specifically revoked, may wear the insignia at their discretion in accordance with these Directives.
- (B) Members of other uniformed services on active duty who have qualified as NOAA Deck Officer, Aviator, or Diver, are eligible to wear the respective qualification insignia at the discretion of and in accordance with the applicable regulations of their parent service in accordance with Section 12604(C) below.
- (C) Authorized Insignia
  - (1) NOAA Deck Officer Insignia
    - (a) Metal Deck Officer insignia shall be a gold-colored pin displaying breaking waves, with a central device consisting of a fouled anchor surcharged with a NOAA Corps device. The metal insignia is provided in two sizes: Large: 2-5/8 inches by 1-inch, and Miniature: 1-5/16 inches by 1/2-inch.



Figure 12604.1

- (b) Embroidered Deck Officer insignia are USCG-type, embroidered on a dark blue cloth tape background, and shall be of the same color and design as the metal deck officer insignia. The embroidered deck officer insignia cloth tape is of the same size, color, and material specifications as the

cloth name tape / NOAA Corps tape (NCD 12609(4)). The embroidered deck officer insignia is provided in only one size: 2-5/8 inches by 1-inch.

- (c) NOAA Corps officers qualified as Senior Watch Officer (SWO) may wear the NOAA Deck Officer insignia after authorization by the Director.
- (2) NOAA Aviator Insignia
- (a) Metal Aviator insignia shall be a gold-colored pin, consisting of outstretched wings, with a central device consisting of a fouled anchor surcharged with a NOAA Corps device. The metal insignia is provided in two sizes: Large: 2-3/4 inches by 1-inch, and Miniature: 1-3/8 inches by 1/2-inch.



Figure 12604.2

- (b) Embroidered aviator insignia are USCG-type, embroidered on a dark blue cloth tape background, and shall be of the same color and design as the metal aviator insignia. The embroidered aviator insignia cloth tape is of the same size, color, and material specifications as the cloth name tape / NOAA Corps tape (NCD 12609(4)). The embroidered aviator insignia is provided in only one size: 2-3/4 inches by 1-inch.
  - (c) NOAA Corps officers who have qualified as either pilots or navigators may wear the NOAA aviator insignia after authorization by the Director.
- (3) NOAA Diver Insignia
- (a) Metal Diver insignia shall be a gold-colored pin consisting of a NOAA Corps device surrounded by two dolphins. The metal insignia is provided in two sizes: Large: 1- 1/8 inches in diameter, and Miniature: 3/4-inch diameter.



Figure 12604.2

- (b) Embroidered diver insignia are USCG-type, embroidered on a dark blue cloth tape background, and shall be of the same color and design as the

metal diver insignia. The embroidered diver insignia cloth tape is of the same size, color, and material specifications as the cloth name tape / NOAA Corps tape (NCD 12609(4)). The embroidered diver insignia is provided in only one size: 1 inch in diameter.

- (c) NOAA Corps officers qualified as NOAA divers may wear the NOAA Diver insignia after authorization by the Director.
- (4) Insignia of Other Services – NOAA Corps officers authorized to wear qualification insignia of other services may do so in accordance with the section below.
- (D) Manner of Wear
  - (1) Refer to NCD Chapter 12, Part 4 and Part 5 for specifics on which size metal qualification insignia (large or miniature) is authorized for wear on each uniform.
  - (2) Qualification insignia are worn on the left breast.
  - (3) If wearing one device, place it in the primary position.
  - (4) NOAA Corps officers with multiple qualifications may wear two metal insignia, placing one in the primary position and one in the secondary position. Only one insignia from any qualification category (i.e. diver, aviator, etc.) is authorized for wear at the same time.
  - (5) Positioning of metal qualification insignia shall be as follows:
    - (a) With Ribbon Bars or Medals
      - (i) The primary insignia is centered above ribbon bars or medals with the lower edge of the device 1/4-inch above the top row of ribbon bars or medals.
      - (ii) The secondary insignia is centered below ribbon bars with the top of the device 1/4-inch below the top of the pocket or pocket flap, or centered below medals with the top of the device 1/4-inch below the lowest row of medals.
    - (b) Without Ribbon Bars or Medals
      - (i) The primary insignia is centered above the left pocket with the lower edge of the device 1/4-inch above the top of the pocket. On Dinner Dress Jacket uniforms, men center the insignia on the left lapel, 3 inches below the notch; women center the insignia on the left lapel down one-third the distance between the shoulder seam and the coat hem.
      - (ii) The secondary insignia is centered 1/4-inch below the top of the pocket or pocket flap. On Dinner Dress Jacket uniforms, position the secondary insignia 1/4-inch below the primary insignia. Secondary insignia are not authorized for wear on working uniforms.



- (6) Embroidered qualification insignia cloth tape is worn on the ODU shirt only, and is centered above the left breast pocket, directly above the NOAA CORPS tape (NCD 12609(4)), with the width of the tape running the width of the pocket. Thread will match the insignia background color and shall be a minimum of six stitches per inch. Direct embroidery is not authorized. Only one embroidered qualification insignia is authorized for wear at a time.

### **12605 – Large Medals**

- (A) Large medals recognize awards made to individuals for performance of certain duties, acts, or services. With the exception of the Medal of Honor, all United States medals consist of a short suspension ribbon, in distinctive colors, from which hangs a medallion.
- (B) Large medals shall be worn on the left breast of Full Dress uniforms. When wearing more than one medal, suspend them from a holding bar that supports the medals' weight. Rows may contain up to three medals without overlap. In rows containing four or five medals, the medals are overlapped. Overlapping shall be proportional, making the width equal to a row of three. The inboard medal shall show in full. Medals shall be arranged in rows in accordance with the United States Navy regulations (this differs from standards used by Army and Marine Corps). Position each upper row of medals so the medallions cover the suspension ribbons of the medals in the row below. The holding bar of the lowest row of medals is centered 1/4 inch above the pocket or pocket flap.
- (C) Medals shall be arranged by order of precedence from inboard to outboard and from top to bottom. The Medal of Honor is worn on a suspension ribbon made to fit around the neck.
- (D) Recipients of decorations and service awards for which no large medals have been authorized or struck shall wear such ribbon bars on the right breast when large medals are worn. On Full Dress White (male and female) and Full Dress Blue (female), the ribbon bars shall be centered 1/4 inch above the right pocket flap. On Full Dress Blue (male) the ribbon bars shall be positioned on the right breast as though there were a pocket. Arrangement of ribbon bars shall be by order of precedence from inboard to outboard and from top to bottom. (NOTE: This order mirrors wear on left breast.)

### **12606 – Miniature Medals**

- (A) A miniature medal is a replica of a large medal, to a scale of one-half that of the original. The full-size Medal of Honor is worn when miniature medals are authorized.
- (B) Miniature medals are worn with Formal Dress, Dinner Dress Jacket, and Dinner Dress uniforms. When wearing more than one medal, suspend them from a holding bar that supports the medals' weight. Wear up to five miniature medals in a single row with no overlap. Medals shall be arranged in rows in accordance with the United States Navy regulations (this differs from standards used by Army and Marine Corps). Position each



upper row of medals so the medallions cover the suspension ribbons of the medals in the row below.

- (1) Male Officers
  - (a) When worn on the Service Dress coat (blue or white), the holding bar of the lowest row of medals is centered 1/4-inch above the left breast pocket.
  - (b) When worn on the Dinner Dress Jacket coat (blue or white), the holding bar of the lowest row of medals shall be positioned 3-inches below the notch and centered on the left lapel.
- (2) Female Officers
  - (a) When worn on the Service Dress coat (blue or white), the holding bar of the lowest row of medals is centered 1/4-inch above the left pocket flap.
  - (b) When worn on the Dinner Dress Jacket coat (blue or white), the holding bar of the lowest row of medals is worn in the same relative position as in (1)(b) above, down 1/3 the distance between the shoulder seam and coat hem.
- (C) Medals shall be arranged by order of precedence from inboard to outboard and from top to bottom.
- (D) Recipients of awards for which no miniature medals have been authorized or struck shall not wear such ribbon bars when miniature medals are required.

### 12607 – Ribbon Bars

- (A) Large A ribbon bar replicates the distinctive fabric design symbolizing a particular award, in the form of a bar, 1-3/8 inches by 3/8-inch. Thin-mount ribbon bar sets that retain the appearance of standard ribbon bars are authorized. Ribbon bars shall be kept neat and clean at all times.
- (B) On service and dress uniforms, either the three most senior ribbon bars or all ribbon bars may be worn at the discretion of the individual NOAA Corps officer. All ribbon bars are required on Full Dress uniforms.
- (C) Manner of Wear - Ribbon bars shall be arranged by order of precedence from inboard to outboard and from top to bottom. One, two, or three ribbon bars are worn in a single row. When more than three ribbon bars are authorized, they shall be worn in horizontal rows of three each. If not in multiples of three, the uppermost row shall contain the lesser number, the center of the row to be over the center of the row below it. Ribbon bars shall be worn without intervals between ribbon bars or rows. A single back plate shall be used to properly display all ribbon bars. For example, one three-ribbon back plate will be used instead of three one-ribbon back plates.
  - (1) For service uniforms, ribbon bars will be worn with the bottom row centered 1/4-inch above the left breast pocket or pocket flap.

- (2) To prevent Service Dress Blue coat lapels from covering ribbons, ribbons may be aligned so the border to the wearer's left is aligned with the left side of the pocket. Rows of ribbons where more than 50% of the ribbon is covered by the coat lapel may contain two ribbons each and be aligned with the left border.
- (3) In accordance with NCD 12608 – Attachments to Medals and Ribbon Bars, ribbon bars shall not be worn when miniature medals are prescribed (e.g. Dinner Dress uniforms).
- (4) In accordance with NCD 12608 – Attachments to Medals and Ribbon Bars, while wearing large medals (e.g. Full Dress uniform), ribbon bars without an associated medal shall be worn on the RIGHT breast. Note that the order of ribbon bars shall be mirrored to maintain the order of precedence as outlined in NCD 12608 – Attachments to Medals and Ribbon Bars.

### **12608 – Attachments to Medals and Ribbon Bars**

- (A) Number of ribbons, medals, and devices worn.
  - (1) Only one of each medal or ribbon bar shall be worn. Subsequent awards are denoted by attachments to the medal or ribbon bar.
  - (2) Only five attachments shall be worn on a ribbon at one time. When more than five attachments are authorized, only the five most senior attachments shall be worn (including required "O" or triangle devices). For example, an individual who has earned a tenth award for which an "O" device is attached would continue to wear the ribbon with the "O" device, one silver star, and three gold stars until the eleventh award is earned.
- (B) Stars - There are seven variations of stars used on medals and ribbon bars issued by the NOAA Corps. Stars are worn with one point up.
  - (1) A 5/16-inch gold-colored star is worn on personal decorations (large medals and ribbon bars) to denote each subsequent award received.
  - (2) A 5/16-inch silver-colored star is worn on personal decorations (large medals and ribbon bars) in lieu of five gold-colored stars to represent sixth award.
  - (3) A 3/16-inch bronze-colored star is worn on unit, service, and societal awards (ribbon bars) to denote subsequent awards.
  - (4) A 3/16-inch silver-colored star is worn on unit, service, and societal awards (ribbon bars) in lieu of five bronze-colored stars to represent sixth award.
  - (5) A 1/8-inch gold-colored star is worn on personal decorations (miniature medals) to denote each subsequent award received.
  - (6) A 1/8-inch silver-colored star is worn on:
    - (a) Personal decorations (miniature medals) in lieu of five gold-colored stars to represent sixth award; and

## Part 5 – Uniform Descriptions (Female)

- (b) Unit, service, and societal awards (miniature medals) in lieu of five bronze-colored stars to represent sixth award.
- (7) A 1/8-inch bronze-colored star is worn on unit, service, and societal awards (miniature medals) to denote subsequent awards.
- (C) Triangles - Triangles are worn one point up.
  - (1) A 3/16-inch bronze-colored triangle is worn on the SAME ribbon bar as part of the SAME Karo Award.
  - (2) A 3/16-inch silver-colored triangle is worn:
    - (a) On the SAME miniature medal and the SAME ribbon bar as part of the SAME Colbert Medal; and
    - (b) On the NOAA Corps International Service Ribbon (NCIS) bar to denote completion of an overseas permanent change of station (PCS) tour in an area other than the US, its possessions or territories.
- (D) Antarctica Wintered-Over Clasp - A bronze-colored clasp, 1/8-inch by 1-1/2 inches, with the words "Wintered Over" on the suspension ribbon of the Antarctic Service Medal (large medal) denotes the first wintering over period. A gold colored clasp of the same dimensions denotes the second wintering over period, and a silver colored clasp of the same dimensions denotes the third or subsequent wintering over period. The clasp is worn centered on the suspension ribbon. Not more than one clasp shall be worn.
- (E) Antarctica Wintered-Over Disk - A bronze-colored disk, 5/16-inch diameter, with an outline of the Antarctic continent inscribed thereon worn on the suspension ribbon of the Antarctic Service Medal (miniature medal) and on the ribbon bar denotes the first wintering over period. A gold-colored disk denotes the second wintering over period, and a silver-colored disk denotes the third or subsequent wintering over period. The disk is worn centered on the ribbon bar and the suspension ribbon of the miniature medal, peninsula pointing up. Not more than one disk shall be worn.
- (F) "O" (Department of Commerce (DOC) Organizational award attachment)
  - (1) A 5/16-inch silver-colored "O" affixed to a large DOC Gold, Silver or Bronze medal suspension ribbon and ribbon bar signifies the wearer was part of an organization that received a DOC Gold, Silver, or Bronze medal.
  - (2) A 1/8-inch silver-colored "O" affixed to a miniature DOC Gold, Silver or Bronze medal suspension ribbon signifies the wearer was part of an organization that received a DOC Gold, Silver, or Bronze medal.
  - (3) If an officer has also received an individual DOC award, they have the option to wear the "O".
  - (4) If an officer has not received an individual DOC award, they shall wear the "O".
- (G) "S"

- (1) A 3/16-inch bronze-colored "S" affixed to the large ACO medal suspension ribbon and ribbon bar signifies the ACO Science Award.
- (2) A 1/8-inch bronze-colored "S" affixed to the miniature ACO medal suspension ribbon signifies the ACO Science Award.
- (H) "E"
  - (1) A 3/16-inch bronze-colored "E" affixed to the large ACO medal suspension ribbon and ribbon bar signifies the ACO Engineering Award.
  - (2) A 1/8-inch bronze-colored "E" affixed to the miniature ACO medal suspension ribbon signifies the ACO Engineering Award.

**12609 – Name Tags, Aiguillettes, and ID Badges of Other Services**

(A) Name Tags

- (1) Plastic - The name tag shall conform to the following specifications:



Figure 12609.1

- (a) Size - 1 inch by 3 inches.
  - (b) Color - Lustrous, "air force blue" background.
  - (c) Lettering - Engraved, white block-type uppercase, last name only.
  - (d) Material - Bakelite or any similar material that will hold the lustrous
  - (e) NOAA Corps Seal – Engraved or Etched.
  - (f) Manner of Wear - Worn on all service uniforms. The name tag is worn centered 1/4- inch above the right breast pocket. On uniforms without a right breast pocket, place the name tag on the right front as though there were a pocket. On uniforms without any breast pockets, the bottom of the name tag and ribbon bars shall be approximately 6-1/4 inches down from the intersection of the front seam and shoulder seam, and centered over the front seam.
- (2) Leather - The name tag shall conform to the following specifications:





Figure 12609.2

- (a) Size - 2 inches by 4 inches.
- (b) Color - Black.
- (c) Lettering - Gold block-type uppercase, 3/16-inch high and right and left justified on the name tag. Two lines of text shall consist of:
  - (i) The officer's first and last name. If officer's full name is too long, the officer may use their first initial and full last name.
  - (ii) The officer's rank (standard abbreviation) under their first name, and "NOAA CORPS" under their last name.
- (d) Material - Leather with Velcro affixed to the back.
- (e) Insignia – Insignia shall be gold colored, centered above the name, and will consist of the NOAA Corps Seal or one of the following approved qualification insignia:
  - (i) NOAA Deck Officer Insignia
  - (ii) NOAA Aviator Insignia
- (f) Manner of Wear - Worn on the Velcro patch provided on sweaters, flight suits, float coats and flight jackets. A qualified designated Aviator and Deck Officer may wear the NOAA Corps Aviator wings or Senior Watch Officer (SWO) qualification insignia in lieu of the NOAA Corps Seal. (NCD 12413 – Flight Suit and 12513 – Flight Suit).

- (g) Appendix 12.5.1 – Female Uniform Items for correct wear.)
- (3) Embroidered - the name tag shall conform to the following specifications:



Figure 12609.3

- (a) Size - 2 inches by 4 inches.
- (b) Color - Blue.
- (c) Lettering - Gold block-type uppercase, 3/16-inch high. In order from top to bottom, the text shall consist of:
- (d) The officer's first and last name. If officer's full name is too long, the officer may use their first initial and full last name.
- (e) The officer's rank (standard abbreviation) under their first name, and "NOAA CORPS" under their last name.
- (f) Material – Blue cloth with Velcro affixed to the back.
- (g) Insignia – Insignia shall be gold colored, centered above the text, and will consist of authorized aviator qualification insignia. In the event the officer is not authorized to wear the aviation qualification, the NOAA Corps Seal or NOAA Deck Officer insignia (if authorized) may be worn in lieu of aviator insignia.
- (h) Manner of Wear - Worn on the Velcro patch provided on flight suits. Embroidered name tag is not authorized for wear on flight suit jackets. (NCD Chapter 12, Part 4 and Part 5)
- (i) Appendix 12.5.1 – Female Uniform Items for correct wear.)
- (4) Cloth Name Tape / NOAA Corps Tape - tapes shall conform to the following specifications:
- (a) Size - 1-inch wide cloth. Length corresponds to the width of the pocket on the applicable uniform.
- (b) Color – USCG Blue matching ODU color.
- (c) Lettering - White on blue background, block-type uppercase, embroidered, and include the following text:
- (d) Name Tape: Last name only.

- (e) NOAA Corps Tape: “NOAA CORPS”
  - (f) Material - Standard name-tag-grade cloth.
  - (g) Manner of Wear – Sewn onto ODUs and Working Coverall uniforms directly above the right breast pocket (name tape) and left breast pocket (NOAA Corps tape). Attachment thread color will match the insignia background (cloth tape) color and shall be a minimum of six stitches per inch. Direct embroidery of lettering on uniform is not authorized. (Note: wash name tapes prior to sewing onto uniform to prevent tapes from shrinking and causing wrinkles which detract from the appearance of the uniform).
- (5) Plastic and leather NOAA name tags are ordered through the Commissioned Personnel Center (CPC). Cloth name tags are available through many military uniform outlets.
- (6) NOAA Corps officers assigned to other services may wear a name tag of that service's design on the NOAA uniform while assigned to that service.
- (B) Aiguillettes
- (1) Authority to Wear. A NOAA Corps officer may wear appropriate aiguillettes while performing duty as Aide to the President, Aide to the Vice President, Aide at the White House, Aide to the Secretary, Under Secretary, and Assistant Secretaries of Commerce, or aide to a flag officer (specifically, those designated as Flag Lieutenant or Flag Secretary). Aiguillettes shall only be worn while the officer is actively performing those duties.
- (2) Description:
- (a) Dress Aiguillettes
    - (i) Dress aiguillettes for aides to the President consist of two single aiguillette cords, having a core of yellow cotton, covered by braiding of gold or gilt plaited thread, and two additional loops of unplaited aiguillette cord. The end of the plaited cord has a becket of gold cord and two gilt metal pencils secured by lengths of plain cord.
    - (ii) Dress aiguillettes for all other aides have the same general description as above, but have dark blue thread inserted forming plaited bands.
  - (b) Service Aiguillettes
    - (i) Service Aiguillettes for aides to the President consist of four loops of aiguillette cord, with a core of yellow cotton, covered by braiding of gold or gilt thread.

- (ii) Service aiguillettes for all other aides consist of two, three, or four loops with the same general description as above but have dark blue thread inserted forming spiral bands.
  - (I) Four loops of aiguillette cord designate an aide to the Vice President, White House, Secretary of Commerce, Under Secretary of Commerce for Oceans and Atmosphere/NOAA Administrator, or an individual of equivalent stature.
  - (II) Three loops designate a flag aide or chief of staff to the Assistant Secretary, Vice Admiral, or an individual of equivalent stature
  - (III) Two loops designate a Chief of Staff, Flag Lieutenant, or Flag Secretary to a Rear Admiral (upper or lower half), or an individual of equivalent stature.
- (3) Occasion and Manner of Wear
  - (a) Dress Aiguillettes
    - (i) Wear with Formal Dress, Dinner Dress, Full Dress, Service Dress uniforms and any outer garment worn over these uniforms when attending official ceremonies, occasions requiring special honors, social functions as directed, and social functions for which formal invitations have been extended.
    - (ii) Attach aiguillettes to the shoulder of the uniform using a clasp pin with the gold lace binding the cords centered on top of the shoulder, parallel and up to the shoulder sleeve seam. The longest loop of the cords shall be worn closest to the wearer's body. Attach the becket to the top button of the service dress white coat. On all other coats, mess jackets, and over coats, sew a small flat button, covered with black silk, under the coat collar at the height of the collar bone to secure the becket. The pencils hang over the lapel with their suspension cords emerging from the notch in the lapel.
    - (iii) Aides to the President, Vice President, and the White House wear aiguillettes on the right shoulder. All other aides wear aiguillettes on the left shoulder.





Figure 12609.4

(b) Service Aiguillettes

- (i) Wear on the left shoulder of Service Khaki, Summer White, Service Dress Uniforms, and All-Weather Coats, reefers, pullover sweaters, and black jackets when worn with service uniforms.
- (ii) Attach aiguillettes to the left shoulder of the uniform using a clasp pin with the gold lace binding the cords centered on top of the shoulder, parallel and up to the shoulder sleeve seam. The longest loop of the cords shall be worn closest to the wearer's body.
- (iii) Aides to the President, Vice President, and the White House wear aiguillettes on the right shoulder. All other aides wear aiguillettes on the left shoulder.
- (iv) Service aiguillettes are not worn on the ODU or accompanying outerwear.



Figure 12609.5

(C) Identification Badge of Other Services

- (1) Identification badges authorized while assigned to another service or organization may be worn in accordance with the issuing service's Directives.

- (2) Subsequent to departure from duty with that service or organization, continued wear of the identification badge is at the discretion of the officer involved, and, if worn, in accordance with the issuing service's Directives.
- (3) Identification badges shall not be worn on working uniforms.

**Part 7 – Awards**

**Sections**

12701	General.....	144
12702	Definitions .....	144
12703	Personal Decorations .....	144
12704	Unit Awards and Non-Military Decorations .....	154
12705	Campaign and Service Awards .....	160
12706	Other Awards and Badges .....	173
12707	Ribbon and Medal Attachments .....	174
12708	Order of Precedence for Awards .....	177

**12701 – General**

- (A) The Under Secretary may provide ribbons, medals, badges, trophies, and similar devices to members of the NOAA Corps and to members of other uniformed services for service and achievement in support of the missions of the Administration (33 U.S.C. § 3010)
- (B) Name Tags – NOAA Corps officers who have been awarded certain decorations or service awards may wear them on specific uniforms in the manner prescribed.
- (C) Awards issued by any Department of the U.S. Government are authorized for wear.
- (D) Awards issued by outside organizations or foreign governments, specifically for official performance of duty, may be approved by the Director on a case-by-case basis.
- (E) NOAA Corps officers are not authorized to wear awards from non-military organizations and agencies except those specifically listed in NCD 12708 – Order of Precedence for Awards. Non-military awards earned by personnel prior to entrance into the NOAA Corps while in a civilian status are not authorized to be worn while in uniform.
- (F) Members of other uniformed services serving on active duty with NOAA, or directly supporting NOAA mission activities, are eligible for certain Department of Commerce, NOAA, and NOAA Corps awards as specified herein. Authorization to wear awards is at the discretion of the member's parent service.

**12702 – Definitions**

- (A) Award - An all-inclusive term covering all decorations, medals, badges, ribbon bars, and their accessories.
- (B) Decoration - An award to an individual for a specific act of heroism or meritorious service.
- (C) Service Award - An award to an individual or group signifying arduous or remote duty.

**12703 – Personal Decorations**

- (A) Department of Commerce Gold Medal (GOLD)



Figure 12703.1

- (1) Eligibility Requirements - The highest honorary award granted by the Secretary. Awarded to an individual, group, or Commerce organization for distinguished performance characterized by extraordinary, notable, or prestigious contributions that impact the mission of the Department and/or one operating unit and which reflect favorably on the Department. To warrant a Gold Medal, a contribution must focus on

qualitative and quantitative performance measures reflected in the Department's Strategic Plan and be identified in one of the following areas:

- (a) Leadership;
  - (b) Personal and professional excellence;
  - (c) Scientific/engineering achievement;
  - (d) Organizational development;
  - (e) Customer service;
  - (f) Administrative/technical support; or
  - (g) Heroism
- (2) Type of Recognition - Performance-based, honorary, non-monetary.
- (3) Nomination Procedure - See NAO 202-451.
- (4) Selection Procedure - See NAO 202-451.
- (5) Issuance and Manner of Wear
- (a) Appropriate service record entries will be made at CPC after receipt of proper documentation.
  - (b) The Department of Commerce presents a medallion and a certificate. CPC provides a large medal, miniature medal, ribbon bars, and attachments.
  - (c) Attachments to Medals and Ribbon Bars
    - (i) A 5/16-inch silver-colored "O" worn centered on the large medal suspension ribbon and ribbon bar (1/8-inch silver-colored "O" on the miniature medal suspension ribbon) denotes a group or organizational award. If an officer has also received an individual award, wearing the "O" is optional and appropriate stars shall be worn to denote the multiple award.
    - (ii) A 5/16-inch gold-colored star worn on the large medal suspension ribbon and ribbon bar (1/8-inch gold-colored star on the miniature medal suspension ribbon) denotes each subsequent award.
    - (iii) A 5/16-inch silver-colored star is worn on the large medal suspension ribbon and ribbon bar (1/8-inch silver-colored star on the miniature medal suspension ribbon) in lieu of five gold stars.
    - (iv) See NCD 12707 – Ribbon and Medal Attachments for arrangement of "O" and star attachments.

## (B) Department of Commerce Medal (SILV)



Figure 12703.2

- (1) Eligibility Requirements - The second highest honorary award granted by the Secretary. Awarded to an individual, group, or Commerce organization for exceptional performance characterized by noteworthy or superlative contributions which have a direct and lasting impact within the Department. To warrant a Silver Medal, a contribution must focus on qualitative and quantitative performance measures reflected in the Department's Strategic Plan and be identified in one of the following areas:
  - (a) Leadership;
  - (b) Personal and professional excellence;
  - (c) Scientific/engineering achievement;
  - (d) Organizational development;
  - (e) Customer service;
  - (f) Administrative/technical support; or
  - (g) Heroism.
- (2) Type of Recognition - Performance-based, honorary, non-monetary.
- (3) Nomination Procedure - See NAO 202-451.
- (4) Selection Procedure - See NAO 202-451.
- (5) Issuance and Manner of Wear
  - (a) Appropriate service record entries will be made at CPC after receipt of proper documentation.
  - (b) The Department of Commerce presents a medallion and a certificate. CPC provides a large medal, miniature medal, ribbon bars, and attachments.
  - (c) Attachments to Medals and Ribbon Bars
    - (i) A 5/16-inch silver-colored "O" worn centered on the large medal suspension ribbon and ribbon bar (1/8-inch silver-colored "O" on the miniature medal suspension ribbon) denotes a group or organizational award. If an officer has also received an individual award, wearing the "O" is optional and appropriate stars shall be worn to denote the multiple award.

- (ii) A 5/16-inch gold-colored star worn on the large medal suspension ribbon and ribbon bar (1/8-inch gold-colored star on the miniature medal suspension ribbon) denotes each subsequent award.
- (iii) A 5/16-inch silver-colored star is worn on the large medal suspension ribbon and ribbon bar (1/8-inch silver-colored star on the miniature medal suspension ribbon) in lieu of five gold stars.
- (iv) See NCD 12707 – Ribbon and Medal Attachments for arrangement of “O” and star attachments.



(C) Department of Commerce Bronze Medal (BRON)

Figure 12703.3

- (1) Eligibility Requirements – The highest honorary award of NOAA, granted by the Under Secretary for Oceans and Atmosphere. Awarded to an individual, group, or organization for superior performance characterized by outstanding or significant contributions which have increased the efficiency and effectiveness of the operating unit. To warrant a Bronze Medal, a contribution must focus on qualitative and quantitative performance measures reflected in the Department’s Strategic Plan and be identified in one of the following areas:
  - (a) Leadership;
  - (b) Personal and professional excellence;
  - (c) Scientific/engineering achievement;
  - (d) Organizational development;
  - (e) Customer service;
  - (f) Administrative/technical support; or
  - (g) Heroism.
- (2) Type of Recognition - Performance-based, honorary, non-monetary.
- (3) Nomination Procedure - See NAO 202-451.
- (4) Selection Procedure - See NAO 202-451.
- (5) Issuance and Manner of Wear
  - (a) Appropriate service record entries will be made at CPC after receipt of proper documentation.
  - (b) The Department of Commerce presents a medallion and a certificate. CPC provides a large medal, miniature medal, ribbon bars, and attachments.

- (c) Attachments to Medals and Ribbon Bars
- (i) A 5/16-inch silver-colored “O” worn centered on the large medal suspension ribbon and ribbon bar (1/8-inch silver-colored “O” on the miniature medal suspension ribbon) denotes a group or organizational award. If an officer has also received an individual award, wearing the “O” is optional and appropriate stars shall be worn to denote the multiple award.
  - (ii) A 5/16-inch gold-colored star worn on the large medal suspension ribbon and ribbon bar (1/8-inch gold-colored star on the miniature medal suspension ribbon) denotes each subsequent award.
  - (iii) A 5/16-inch silver-colored star is worn on the large medal suspension ribbon and ribbon bar (1/8-inch silver-colored star on the miniature medal suspension ribbon) in lieu of five gold stars.
  - (iv) See NCD 12707 – Ribbon and Medal Attachments for arrangement of “O” and star attachments.

(D) NOAA Corps Meritorious Service Medal (NCMS)



Figure 12703.4

- (1) Eligibility Requirements - The highest honorary award of the NOAA Corps. Awarded to a member of the NOAA Corps, or a member of another uniformed service detailed, assigned, or attached to NOAA, who distinguishes him/herself by outstanding meritorious achievement or service to the United States in a position of considerable responsibility. Normally, the acts or service must be of such merit as to warrant more tangible recognition than is possible by the NOAA Corps Commendation Medal, but which does not warrant a Department of Commerce Gold or Silver Medal, such as:
- (a) Voluntary acts of heroism such as to stand out distinctly above normal expectations. Officers who act with heroism in the face of great danger may be considered instead for a Department of Commerce Gold or Silver Medal;
  - (b) Meritorious service worth of special recognition. The service should be far superior to that usually expected of an individual commensurate with his/her grade, demonstrate significant leadership accomplishments, or constitute a significant and substantial contribution to the Government, such as major improvements in policies, management, or organization. The service may cover an extended period of time; or
  - (c) Outstanding career service worthy of special recognition, in view of an officer’s sustained performance over multiple assignments. Service should reflect tangible and sustained achievements in leadership, management and government service.



- (2) Type of Recognition - Performance-based, honorary, non-monetary.
- (3) Nomination Procedure
  - (a) Initiated by an individual employed, assigned, or attached to NOAA or DOC.
  - (b) Transmitted via NOAA Form 56-63 the nominee's supervisor, to the Director, CPC, for initial screening.
  - (c) Nominations should be made within 120 days of performance of the act or end of the period of service. If nominations are not made in that time frame a letter of lateness must accompany the nomination.
- (4) Selection Procedure - Requires review and favorable recommendation by the NOAA Corps Uniform and Awards Board and approval by the Director.
- (5) Issuance and Manner of Wear
  - (a) Appropriate service record entries will be made at CPC after receipt of proper documentation.
  - (b) CPC provides a certificate, large medal, miniature medal, and ribbon bars. Medals are issued for first award only.
  - (c) Attachments to Medals and Ribbon Bars
    - (i) A 5/16-inch gold-colored star is worn on the large medal suspension ribbon and ribbon bar (1/8-inch gold-colored star on miniature medal suspension ribbon) to represent each subsequent award.
    - (ii) A 5/16-inch silver-colored star is worn on the large medal suspension ribbon and ribbon bar (1/8-inch silver-colored star on miniature medal suspension ribbon) in lieu of five gold-colored stars.
    - (iii) See NCD 12707 – Ribbon and Medal Attachments for arrangement of star attachments.

(E) NOAA Administrators Award (NAAM)



Figure 12703.5

- (1) Eligibility Requirements - An individual award granted by the Under Secretary for Oceans and Atmosphere in recognition of significant contributions to NOAA programs. Areas in which significant contributions to NOAA programs will be considered for an Administrator's Award include: equal employment opportunity, diversity and inclusion, scientific research, public service, engineering development, environmental conservation, policy development, administrative support, public affairs, information systems, and program/project management.

- (2) Type of Recognition - Honorary, monetary.
- (3) Nomination Procedure - See NAO 202-451.
- (4) Selection Procedure - See NAO 202-451.
- (5) Issuance and Manner of Wear
  - (a) Appropriate service record entries will be made at CPC after receipt of proper documentation.
  - (b) NOAA presents a plaque. CPC provides a certificate, a large medal, miniature medal, and ribbon bars.
  - (c) Attachments to Medals and Ribbon Bars
    - (i) A 5/16-inch gold-colored star is worn on the large medal suspension ribbon and ribbon bar (1/8-inch gold-colored star on miniature medal suspension ribbon) to represent each subsequent award.
    - (ii) A 5/16-inch silver-colored star is worn on the large medal suspension ribbon and ribbon bar (1/8-inch silver-colored star on miniature medal suspension ribbon) in lieu of five gold-colored stars.
    - (iii) See NCD 12707 – Ribbon and Medal Attachments for arrangement of star attachments.

(F) NOAA Corps Commendation Medal (NCCM)



Figure 12703.6

- (1) Eligibility Requirements - Awarded to a member of the NOAA Corps, or a member of another uniformed service detailed, assigned, or attached to NOAA, or who directly supports NOAA's mission activities, who distinguishes him/herself by heroic or meritorious acts or service.

To merit this award, service must be accomplished or performed in an exemplary manner above that normally expected and must be sufficient to distinguish the individual from those performing similar services. Acts of heroism must reflect the preservation of life or property. Achievements must reflect superior contribution to the Corps, programs, or the Agency, and be of such merit as to warrant more tangible recognition than is possible by the NOAA Corps Achievement Medal, as follows:

- (a) Acts of heroism worthy of special recognition, but not to the degree required for the Department of Commerce (DOC) Gold or Silver Medals.
- (b) Outstanding achievement worthy of special recognition, but not to the degree required for the DOC Bronze Medal or the NOAA Corps Meritorious Service

Medal. The achievement should constitute a definite contribution to the Government, such as an invention or an improvement in design, procedure, or organization.

- (c) Outstanding service worthy of special recognition, but not to the degree required for the DOC Bronze Medal or the NOAA Corps Meritorious Service Medal. The service should be superior to that usually expected of an individual commensurate with his/her grade. The service may cover an extended period of time. Award is based on the circumstances and conditions under which the service was performed.
  - (d) Leadership that merits special recognition. Leadership must be sustained so as to demonstrate a high state of development; be of such merit as to earn singular recognition; and reflect most creditably on the efforts of the individual toward accomplishment of the unit mission.
- (2) Type of Recognition - Honorary, non-monetary.
- (3) Nomination Procedure
- (a) Initiated by an individual employed, assigned, or attached to NOAA or DOC.
  - (b) Transmitted via NOAA form 56-63 from the recommending individual to the Director, via the appropriate intermediate authorities as indicated on the recommendation form.
  - (c) Nominations should be made within 120 days of performance of the act or end of the period of service. If nominations are not made in that time frame a letter of lateness must accompany the nomination.
- (4) Selection Procedure - Requires review and favorable recommendation by the NOAA Corps Uniform and Awards Board and approval by the Director.
- (5) Issuance and Manner of Wear
- (d) Appropriate service record entries will be made at CPC after receipt of proper documentation.
  - (e) CPC provides a certificate, large medal, miniature medal, and ribbon bars. Medals are issued for first award only.
  - (f) Attachments to Medals and Ribbon Bars
    - (i) A 5/16-inch gold-colored star is worn on the large medal suspension ribbon and ribbon bar (1/8-inch gold-colored star on miniature medal suspension ribbon) to represent each subsequent award.
    - (ii) A 5/16-inch silver-colored star is worn on the large medal suspension ribbon and ribbon bar (1/8-inch silver-colored star on miniature medal suspension ribbon) in lieu of five gold-colored stars.

- (iii) See NCD 12707 – Ribbon and Medal Attachments for arrangement of star attachments.

(G) NOAA Corps Achievement Medal (NCAM)



Figure 12703.7

- (1) Eligibility Requirements - Awarded to a member of the NOAA Corps, or a member of another uniformed service detailed, assigned, or attached to NOAA, or who directly supports NOAA's mission activities. The award is given for professional and/or leadership achievement based on sustained performance or specific achievement of a superlative nature, and shall be of such merit as to warrant more tangible recognition than is possible by the NOAA Corps Director's Ribbon, but which does not warrant a NOAA Corps Commendation Medal or higher award.
- (2) Type of Recognition - honorary, non-monetary.
- (3) Nomination Procedure
  - (a) Initiated by an individual employed, assigned, or attached to NOAA or the Department of Commerce.
  - (b) Transmitted via NOAA form 56-63 from the recommending individual to the Director, via the appropriate intermediate authorities as indicated on the recommendation form.
  - (c) Nominations should be made within 120 days of performance of the act or end of the period of service. If nominations are not made in that time frame a letter of lateness must accompany the nomination.
- (4) Selection Procedure - Requires review and favorable recommendation by the NOAA Corps Uniform and Awards Board and approval by the Director.
- (5) Issuance and Manner of Wear
  - (a) Appropriate service record entries will be made at CPC after receipt of proper documentation.
  - (b) CPC provides a certificate, large medal, miniature medal, and ribbon bars. Medals are issued for first award only.
  - (c) Attachments to Medals and Ribbon Bars
    - (i) A 5/16-inch gold-colored star is worn on the large medal suspension ribbon and ribbon bar (1/8-inch gold-colored star on miniature medal suspension ribbon) to represent each subsequent award.

- (ii) A 5/16-inch silver-colored star is worn on the large medal suspension ribbon and ribbon bar (1/8-inch silver-colored star on miniature medal suspension ribbon) in lieu of five gold-colored stars.
- (iii) See NCD 12707 – Ribbon and Medal Attachments for arrangement of star attachments.

(H) NOAA Corps Director’s Ribbon (NCDR)



Figure 12703.8

- (1) Eligibility Requirements - Awarded to a NOAA Corps officer, or member of another uniformed service detailed, assigned, or attached to NOAA, or who directly supports NOAA’s mission activities, in recognition of noteworthy accomplishments in the performance of duty of a lesser order than that required for the NOAA Corps Achievement Medal, as follows:
  - (a) Unusual or substantial accomplishment set apart from others in the same or similar circumstances.
  - (b) Sustained exemplary performance set apart from others in the same or similar circumstances.
- (2) Type of Recognition - Honorary, non-monetary.
- (3) Nomination Procedure
  - (a) Initiated by an individual employed, assigned or attached to NOAA or DOC.
  - (b) Transmitted via NOAA form 56-63, from the recommending individual to the Director, via the appropriate intermediate authorities as indicated on the recommendation form.
  - (c) Nominations should be made within 120 days of performance of the act or end of the period of service. If nominations are not made in that time frame a letter of lateness must accompany the nomination.
- (4) Selection Procedure - Requires review and favorable recommendation by the NOAA Corps Uniform and Awards Board and approval by the Director.
- (5) Issuance and Manner of Wear
  - (a) Appropriate service record entries will be made at CPC after receipt of proper documentation.
  - (b) CPC provides a certificate and ribbon bars.
  - (c) Attachments to Ribbon Bars
    - (i) A 5/16-inch gold-colored star is worn on the ribbon bar to represent each subsequent award.

- (ii) A 5/16-inch silver-colored star is worn on the ribbon bar in lieu of five gold-colored stars.
- (iii) See NCD 12707 – Ribbon and Medal Attachments for arrangement of star attachments.

### 12704 – Unit Awards and Non-Military Decorations

#### (A) NOAA Unit Citation (NUCA)



Figure 12704.1

- (1) Eligibility Requirements - Awarded to a group of employees who, because of their individual and collective efforts, have made substantive contributions to NOAA's programs. Consideration for a Unit Citation is given, but not limited to those contributions which:
  - (a) Are outstanding enough to bring unusual credit and/or favorable attention to NOAA and DOC;
  - (b) Result in greatly advancing or furthering NOAA programs;
  - (c) Accomplish significant savings or improvements in NOAA's operating programs; and
  - (d) Represent outstanding service to the public
- (2) Type of recognition - Honorary, non-monetary.
- (3) Nomination Procedure - Submitted by the nominator on form CD-326, Recommendation for Recognition (most recent revision) through channels to the appropriate Assistant Administrator or NOAA Staff or Program Office Director.
- (4) Selection Procedure - Approval is given by the Assistant Administrator or NOAA Staff or Program Office Director, as appropriate.
- (5) Issuance and Manner of Wear
  - (a) Appropriate service record entries will be made at CPC after receipt of proper documentation.
  - (b) NOAA presents a certificate. CPC provides ribbon bars.
  - (c) Attachments to Medals and Ribbon Bars
    - (i) A 3/16-inch bronze-colored star is worn on the ribbon bar to represent each subsequent award.
    - (ii) A 3/16-inch silver-colored star is worn in lieu of five bronze-colored stars.

- (iii) See NCD 12707 – Ribbon and Medal Attachments for arrangement of star attachments.

(6) Additional Information - See NAO 202-451 (most recent revision).

(B) NOAA Corps Meritorious Team Commendation Ribbon (NCMT)



Figure 12704.2

- (1) Eligibility Requirements - Awarded to a group of individuals associated with NOAA and/or other Federal services who, because of their individual and collective efforts, have made substantive contributions to NOAA's programs as supported or executed by OMAO or which include NOAA Corps Officers or OMAO staff members. Teams or groups shall not be recognizable standard NOAA units such as ships or offices, but rather small teams with specific tasking working within larger NOAA units such as dive units, boat teams, scientific teams, etc. The service performed as a group or team must be comparable to that which would merit the award of the Director's Ribbon or higher to an individual. Consideration for a Meritorious Team Commendation Ribbon is given, but not limited to those contributions which:
  - (a) Are outstanding enough to bring unusual credit and/or favorable attention to NOAA and the Department of Commerce;
  - (b) Result in greatly advancing or furthering NOAA programs;
  - (c) Accomplish significant savings or improvements in NOAA's operating programs; or
  - (d) Represent outstanding service to the public.
- (2) Type of recognition - Honorary, non-monetary.
- (3) Nomination Procedure
  - (a) Initiated by an individual employed, assigned, or attached to NOAA or the U.S. Department of Commerce.
  - (b) Transmitted via NOAA form 56-63 from the nominee's supervisor or a colleague, to the Director, CPC.
  - (c) Nominations should be made within 120 days of performance of the act or end of the period of service. If nominations are not made in that time frame a letter of lateness must accompany the nomination.
- (4) Selection Procedure - Requires review and favorable recommendation by the NOAA Corps Uniform and Awards Board and approval by the Director.
- (5) The award of the NCMT does not preclude individuals from being recognized with a personal award for the same action/period recognized.
- (6) Issuance and Manner of Wear



- (a) Appropriate service record entries will be made at CPC after receipt of proper documentation.
- (b) CPC presents a certificate and provides ribbon bars.
- (c) Attachments to Ribbon Bars –
  - (i) A 3/16-inch bronze-colored star worn on the ribbon bar denotes each subsequent award. A 3/16-inch silver-colored star denotes a sixth award.
  - (ii) See NCD 12707 Ribbon and Medal Attachments for arrangement of star attachments.

## (C) NOAA ACO – Junior Officer of the Year Award (ACOJ)



Figure 12704.3

- (1) Eligibility Requirements - Awarded annually to a NOAA Corps officer, below the grade of lieutenant commander, to recognize outstanding contributions to NOAA, outstanding performance, and/or the positive reflection cast by the recipient upon the NOAA Corps. NOAA Corps officers who are promoted to lieutenant commander during the calendar year for which the award is made are eligible.
- (2) Type of recognition - Honorary, non-monetary.
- (3) Nomination Procedure
  - (a) Nominations are solicited by the National ACO in the first quarter of each fiscal year for the immediately preceding calendar year.
  - (b) Any supervisor (not limited to immediate supervisor) under whom the nominee is serving, or any NOAA Corps officer senior in rank to the nominee, may nominate that NOAA Corps officer to receive the award. More than one nomination may be made by each supervisor or senior officer. Nomination should be made for a NOAA Corps officer who, by his/her actions, demonstrated outstanding qualities of personal and/or Corps development. This may include performance of assigned duties, academic achievement, scientific advancement of a NOAA mission, public service, and/or other exemplary achievements.
  - (c) The nomination shall consist of at least two pages, the first a cover memo addressed to the National ACO and containing the name, grade, duty title, and job description of the nominated officer. The following page(s) shall be the personal comments of the supervisor, which reflect the basis for the nomination. Criteria on which the supervisor may want to expound include daily job performance, officer bearing, active participation in NOAA Corps-related activities, extra- curricular activities, and any other noteworthy characteristics.
- (4) Selection Procedure - Selection shall be made by the Executive Committee of the National ACO.



## (5) Issuance and Manner of Wear

- (a) Appropriate service record entries will be made at CPC after receipt of proper documentation.
- (b) ACO presents a certificate, large medal, miniature medal, and ribbon bars.

## (D) NOAA ACO – Science Award (ACOS)



Figure 12704.4

(1) Eligibility Requirements - Awarded to a NOAA Corps officer, or member of another uniformed service assigned, detailed, or attached to NOAA, who has distinguished him/herself by making outstanding scientific contribution(s) that distinguish the individual above those performing similar services.

(2) Type of Recognition - Honorary, non-monetary.

## (3) Nomination Procedure

- (a) Nominations are solicited by the National ACO in the first quarter of each fiscal year for the immediately preceding calendar year.
- (b) Any commissioned officer, or any supervisor under whom the officer is serving, may nominate the officer to receive the award.
- (c) The nomination shall consist of at least two pages, the first a cover memo addressed to the National ACO and containing the name, grade, duty title, and job description of the nominated officer. The following page(s) shall be the personal comments of the supervisor, and should specify the award for which the nomination is being made, the nature of the contribution or achievement, and its significance in relation to the missions of the nominee's unit, NOAA, and/or the NOAA Corps.

(4) Selection Procedure - Selection shall be made by the Executive Committee of the National ACO.

## (5) Issuance and Manner of Wear

- (a) Appropriate service record entries will be made at CPC after receipt of proper documentation.
- (b) ACO presents a certificate, large medal, miniature medal, and ribbon bars.
- (c) Attachments to Medals and Ribbon Bars
  - (i) A 3/16-inch bronze-colored "S" is worn on the large medal suspension ribbon and ribbon bar.
  - (ii) A 1/8-inch bronze-colored "S" is worn on the miniature medal suspension ribbon.

## (E) NOAA ACO – Engineering Award (ACOE)



Figure 12704.5

- (1) Eligibility Requirements - Awarded to a NOAA Corps officer, or member of another uniformed service assigned, detailed, or attached to NOAA, who has distinguished him/herself by making outstanding engineering contribution(s) that distinguish the individual above those performing similar services.
- (2) Type of Recognition - Honorary, non-monetary.
- (3) Nomination Procedure
  - (a) Nominations are solicited by the National ACO in the first quarter of each calendar year for the immediately preceding calendar year.
  - (b) Any commissioned officer, or any supervisor under whom the officer is serving, may nominate the officer to receive the award.
  - (c) The nomination shall consist of at least two pages, the first a cover memo addressed to the National ACO and containing the name, grade, duty title, and job description of the nominated officer. The following page(s) shall be the personal comments of the supervisor, and should specify the award for which the nomination is being made, the nature of the contribution or achievement, and its significance in relation to the missions of the nominee's unit, NOAA, and/or the NOAA Corps.
- (4) Selection Procedure - Selection shall be made by the Executive Committee of the National ACO.
- (5) Issuance and Manner of Wear
  - (a) Appropriate service record entries will be made at CPC after receipt of proper documentation.
  - (b) ACO presents a certificate, large medal, miniature medal, and ribbon bars.
  - (c) Attachments to Medals and Ribbon Bars
    - (i) A 3/16-inch bronze-colored "E" is worn on the large medal suspension ribbon and ribbon bar.
    - (ii) A 1/8-inch bronze-colored "E" is worn on the miniature medal suspension ribbon.

## (F) SAME Colbert Medal (COLB)



Figure 12704.6

- (1) Eligibility Requirements - Awarded annually to a member of the National Ocean Service, officer or civilian, active or retired, in recognition of the most outstanding

contribution to military engineering through achievement in design, construction, administration, research, or development.

- (2) Type of Recognition - Honorary, non-monetary.
- (3) Nomination Procedure
  - (a) Nominations are solicited by the designated Service Chief at the beginning of each calendar year for the immediately preceding calendar year.
  - (b) Nominations may be initiated by any NOAA employee. Nominations shall be submitted through channels to the appropriate Assistant Administrator or NOAA Staff or Program Office Director, who forwards the nominations to the designated Service Chief.
  - (c) The nomination shall consist of at least two pages, beginning with a concise sentence stating the reason for the award and followed by a more detailed description of the contributions or achievements and their significance to engineering and science.
- (4) Selection Procedure - Nominations are screened and final selection made by a special committee appointed by the designated Service Chief. Following approval by the designated Service Chief, nominations are forwarded to the Executive Director, Society of American Military Engineers, for validation and award.
- (5) Issuance and Manner of Wear
  - (a) Appropriate service record entries will be made at CPC after receipt of proper documentation.
  - (b) SAME presents a certificate and a large SAME Colbert medal. CPC provides a SAME miniature medal, ribbon bars, and triangle attachments.
  - (c) Attachments to Medals and Ribbon Bars - A 3/16-inch silver-colored triangle is worn on the SAME miniature medal suspension ribbon and ribbon bar.

(G) SAME Karo Award (KARO)



Figure 12704.7

- (1) Eligibility Requirements - Awarded annually to a field unit of the National Ocean Service which has made an outstanding contribution in an engineering or scientific field. A plaque is awarded to the unit.
- (2) Type of Recognition - Honorary, non-monetary.
- (3) Nomination Procedures
  - (a) Nominations are solicited by the designated Service Chief at the beginning of each calendar year for the immediately preceding calendar year.

- (b) Nominations may be initiated by any NOAA employee. Nominations shall be submitted through channels to the appropriate Assistant Administrator or NOAA Staff or Program Office Director, who forwards the nominations to the designated Service Chief.
  - (c) The nomination shall consist of at least two pages, beginning with a concise sentence stating the reason for the award and followed by a more detailed description of the contributions or achievements and their significance to military engineering/engineering and science. A list of all individuals attached to the unit during the award period shall be included with the nomination.
- (4) Selection Procedure - Nominations are screened and final selection made by a special committee appointed by the designated Service Chief. Award is made by the designated Service Chief.
- (5) Issuance and Manner of Wear
- (a) Appropriate service record entries will be made at CPC after receipt of proper documentation.
  - (b) CPC provides ribbon bars and triangle attachments.
  - (c) Attachments to Ribbon Bars
    - (i) A 3/16-inch bronze-colored triangle is worn on the ribbon bar.
    - (ii) A 3/16-inch bronze-colored star worn on the ribbon bar denotes each subsequent award. A 3/16-inch silver-colored star denotes a sixth award.

### 12705 – Campaign and Service Awards

(A) Antarctica Service Medal (AASM)



Figure 12705.1

- (1) Eligibility Requirements Eligibility Requirements - Each person who, during the period subsequent to January 1, 1946, and a date to be ultimately established by the Secretary of Defense, meets the qualifications of any of the subparagraphs set forth below, shall be eligible to receive this medal. For the purpose of this paragraph, Antarctica is defined as the area south of latitude 60°S (P.L. 86-600, enacted July 7, 1960.)
- (a) Any member of the Armed Forces of the United States or civilian citizen, national, or resident alien of the United States who, as a member of a U.S. expedition, participates in or has participated in scientific, direct support, or exploratory operations in Antarctica.
  - (b) Any member of the Armed Forces of the United States or civilian citizen, national, or resident alien of the United States who participated in a foreign Antarctic expedition in Antarctica in coordination with a U.S. Antarctic

- expedition and who is or was under the sponsorship and approval of competent U.S. Government authority.
- (c) Any member of the U.S. Armed Forces who participates in or has participated in flights as a member of the crew of an aircraft flying to or from the Antarctic Continent in support of operations in Antarctica.
  - (d) Any member of the Armed Forces of the United States or civilian citizen, national, or resident alien of the United States who serves or has served aboard a U. S. ship operating south of latitude 60°S in support of U. S. programs in Antarctica.
  - (e) Any person, including citizens of foreign nations, not fulfilling the qualifications under subparagraphs (a) through (d) above, but who participates in, or has participated in a U.S. Antarctic expedition in Antarctica at the invitation of a participating U.S. agency may be given the award by the Secretary of the Department under whose shore cognizance the expedition falls, provided the commander of the military support force as senior U.S. representative in Antarctica considers that this person has performed outstanding and exceptional service and shared the hardships and hazards of the expedition.
  - (f) No minimum time limits of participation are required for eligibility for this medal before June 1, 1973. After June 1, 1973, minimum time limits for the award are 30 days under competent orders to duty at sea or ashore, south of latitude 60°S.
  - (g) Each day of duty under competent orders at an outlying station on the Antarctic Continent will count as 2 days when determining award eligibility. Flight crews of aircraft providing logistics support from outside the Antarctic area will receive no more than 1 day's credit for flights in and out during any 24-hour period. Days need not be consecutive.
- (2) Issuance and Manner of Wear
- (a) Upon completion of the eligibility requirements, the commanding officer or officer in charge shall forward to the National Science Foundation (NSF), Office of Polar Programs, and appropriate documentation, in letter form, listing the names of the participant, their social security numbers, and inclusive dates of qualification.
  - (b) Appropriate service record entries will be made at CPC after receipt of proper documentation.
  - (c) NSF presents a certificate, a large medal, a ribbon bar, and some attachments to medals and ribbon bars. Miniature medals and other attachments may be purchased through many military uniform outlets.

- (d) Attachments to Medals and Ribbon Bars
- (i) Clasps - A bronze-colored clasp, 1/8-inch by 1 1/2 inches, with the words "Wintered Over" on the suspension ribbon of the large medal, denotes the first wintering over period. A gold-colored clasp of the same dimensions denotes the second wintering over period, and a silver-colored clasp of the same dimensions denotes the third or subsequent wintering over period. The clasp is worn centered on the suspension ribbon. Not more than one clasp shall be worn. (The winter period is from mid-March to early October.)
- (ii) Disks - A bronze-colored disk, 5/16-inch diameter, with an outline of the Antarctic continent inscribed thereon worn on the suspension ribbon of the miniature medal and on the ribbon bar denotes the first wintering over period. A gold-colored disk denotes the second wintering over period, and a silver-colored disk denotes the third or subsequent wintering over period. The disk is worn centered on the ribbon bar and the suspension ribbon of the miniature medal, peninsula pointing up. Not more than one disk shall be worn.
- (e) The award may be made posthumously.

(B) Coast Guard Arctic Service Medal (ARCT)



Figure 12705.2

- (1) Eligibility Requirements - The Director is authorized to award the Coast Guard Arctic Service Medal to NOAA Corps officers who qualify in accordance with the most current COMDTINST M1650.25E (See Appendix 12.7.1, Coast Guard Arctic Service Medal Authorization for the NOAA Corps). Requirements are as follows:
- (a) Any NOAA Corps officer who, during summer operations (1 May to 31 October), serves or has served aboard a NOAA vessel operating in polar waters north of the Arctic Circle (66°33'N). Minimum time requirement is 21 non-consecutive days under competent orders. Only one award per year is authorized.
- (b) Any NOAA Corps officer who, during winter operations (1 November to 30 April), serves or has served aboard a NOAA vessel operating in polar waters north of latitude 60°N in the Bering Sea, Davis Strait, or Denmark Strait. Minimum time requirement is 21 non-consecutive days under competent orders. Only one award per year is authorized.
- (c) Any NOAA Corps officer who serves or has served in shore-based or flight operations north of the Arctic Circle. Minimum time requirement is 21 non-consecutive days under competent orders, receiving no more than one day's



credit for flights in and out during a 24-hour period. Only one award per year and/or deployment is authorized.

(2) Issuance and Manner of Wear

- (a) Upon completion of a deployment during which the eligibility requirements for this award have been met, the commanding officer or officer in charge shall forward to the Director, CPC, appropriate documentation, in the form of a memorandum, listing the inclusive dates for which this medal has been authorized.
- (b) Appropriate service record entries will be made at CPC after receipt of proper documentation.
- (c) CPC issues a large medal. Miniature medals and ribbon bars may be purchased through many military uniform outlets.
- (d) Attachments to Medals and Ribbon Bars - For all qualifying deployments after January 1, 1989:
  - (i) A 3/16-inch bronze-colored star worn on the large medal suspension ribbon and ribbon bar denotes each subsequent award. A 3/16-inch silver-colored star is worn in lieu of five bronze stars.
  - (ii) A 1/8-inch bronze-colored star worn on the miniature medal suspension ribbon denotes each subsequent award. A 1/8-inch silver-colored star is worn in lieu of five bronze stars.
  - (iii) Only one award may be earned each deployment.
  - (iv) See NCD 12707 – Ribbon and Medal Attachments for arrangement of star attachments.

(C) NOAA Corps National Response Deployment Medal (NRDM)



Figure 12705.3

- (1) Eligibility Requirements – Awarded to NOAA Corps officers, and members of other uniformed services assigned, detailed, or attached to NOAA who distinguish themselves by significant participation in any national response operation, as designated by the Director. The medal is not awarded for participation in support of operations not within the designated operational area. Officers already stationed within the affected area who do not deploy for response operations are not eligible for this award. Significant participation is defined as:
  - (a) Any NOAA Corps officers assigned to a NOAA research platform (ship or aircraft) that was deployed on specific tasking of response activities, or was

- engaged in research at or near the presence of any hazard related to the response.
- (b) Any NOAA Corps officer deployed to the response effort with significant duties related to the incident. This includes but is not limited to officers temporarily assigned to the response centers, NOAA facilities and research platforms in response area.
  - (c) Any personnel of a uniformed service other than the NOAA Corps assigned to assist NOAA in execution of response operations.
- (2) Type of Recognition - honorary, non-monetary.
- (3) Nomination Procedure
- (a) Initiated by an individual employed, assigned, or attached to NOAA or the Department of Commerce.
  - (b) Transmitted via NOAA form 56-63 from the recommending individual to the Director, via the appropriate intermediate authorities as indicated on the recommendation form.
  - (c) Nominations should be made within 120 days of performance of the act or end of the period of service.
  - (d) Officers shall be awarded the NRDM based on the significance of deployment. Uniformed service personnel shall be reviewed for the award, who provide evidence of their significant service to the response effort via memorandum to the Director, CPC. Minimum requirements for the award will be determined by the Director.
  - (e) The award may be made posthumously.
- (4) Selection Procedure - Requires review and favorable recommendation by the NOAA Corps Uniform and Awards Board and approval by the Director.
- (5) Issuance and Manner of Wear
- (a) Appropriate service record entries will be made at CPC after receipt of proper documentation.
  - (b) CPC provides a certificate, large medal, miniature medal, and ribbon bars. Medals are issued for first award only.
  - (c) Attachments to Medals and Ribbon Bars
    - (i) A 3/16-inch bronze-colored star worn on the large medal suspension ribbon and ribbon bar denotes each subsequent award. A 3/16- inch silver-colored star is worn in lieu of five bronze stars.



- (ii) A 1/8-inch bronze-colored star worn on the miniature medal suspension ribbon denotes each subsequent award. A 1/8-inch silver-colored star is worn in lieu of five bronze stars.
- (iii) See NCD 12707 – Ribbon and Medal Attachments for arrangement of star attachments.



Figure 12705.4

## (D) NOAA Corps Outstanding Volunteer Service Medal (NCOV)

- (1) Eligibility Requirements - Awarded to a member of the NOAA Corps, or a member of another uniformed service detailed, assigned, or attached to NOAA, perform outstanding volunteer community service of a sustained direct and consequential nature. To qualify for award of the NCOV, a service members volunteer service must meet the following requirements:
  - (a) Be to the civilian community, to include the uniformed services family community.
  - (b) Be significant in nature and produce tangible results.
  - (c) Reflect favorably on the NOAA Corps and the Department of Commerce.
  - (d) Be of a sustained and direct nature.
  - (e) While there is no specific time period to qualify for the NCOV, the recommending and approving authorities shall ensure the service to be honored merits the special recognition afforded by this medal. The NCOV is intended to recognize exceptional community support over time and not a single act or achievement. Further, it is intended to honor direct support of community activities. For the purpose of this award, attending membership meetings or social events of a community service group is not considered qualifying service, while manning a community crisis action telephone line is considered qualifying service.
- (2) Nomination Procedure
  - (a) Initiated by an individual employed, assigned, or attached to NOAA or the U. S. Department of Commerce.
  - (b) Transmitted via NOAA form 56-63 from recommending individual to the Director, via the appropriate authorities as indicated on the recommendation form.
- (3) Nominations should be made within 120 days of performance of the act or end of the period of service. If nominations are not made in that time frame a letter of lateness must accompany the nomination.

- (4) Selection Procedure - Requires review and favorable recommendation by the NOAA Corps Uniform and Awards Board and approval by the Director.
- (5) Issuance and Manner of Wear
  - (a) Appropriate service record entries will be made at CPC after receipt of proper documentation.
  - (b) CPC provides a certificate, large medal, miniature medal, and ribbon bars. Medals are issued for first award only.
  - (c) Attachments to Medals and Ribbon Bars
    - (i) A 3/16-inch bronze-colored star worn on the large medal suspension ribbon and ribbon bar denotes each subsequent award. A 3/16-inch silver-colored star is worn in lieu of five bronze stars.
    - (ii) A 1/8-inch bronze-colored star worn on the miniature medal suspension ribbon denotes each subsequent award. A 1/8-inch silver-colored star is worn in lieu of five bronze stars.
    - (iii) See NCD 12707 – Ribbon and Medal Attachments for arrangement of star attachments.

(E) NOAA Corps Recruiting Achievement Ribbon (NCRA)



Figure 12705.5

- (1) Eligibility Requirements – Any NOAA Corps Officer who successfully completes eight distinct events (recruiting, outreach, or interviews) in a 365 consecutive day period is eligible for this award. Only one award per calendar year is authorized. The NCRA is retroactive to January 1, 2021.
- (2) Issuance and Manner of Wear
  - (a) Upon completion of the eligibility requirements, the recruiting office may authorize and issue this award, and shall forward to the Director, CPC appropriate documentation listing the inclusive dates for which this ribbon has been authorized. Officers shall keep detailed records of participation and update the recruiting officers. Use of the Awards Authorization is required.
  - (b) Appropriate service record entries will be made at CPC after receipt of proper documentation.
  - (c) CPC provides ribbon bars.
  - (d) Attachments to Ribbon Bars
    - (i) A 3/16-inch bronze colored star worn on the ribbon bar denotes a subsequent award. A 3/16-inch silver-colored star denotes a sixth award.
    - (ii) See NCD 12707 Ribbon and Medal Attachments for arrangement of star attachments.

(e) The award may be made posthumously.

(F) NOAA Corps Special Duty Ribbon (NSDR)



Figure 12705.6

- (1) Eligibility Requirements - Awarded to a NOAA Corps Officer, or member another uniformed service assigned, detailed, or attached to NOAA, after completing permanent assignment (by PCS/PCA/TDY, separation in lieu of a normal PCS, or retirement) or designated during an assignment as:
  - (a) A member of the NOAA Corps Assignments Branch
  - (b) A member of the staff at the NOAA Corps Officer Training Center
  - (c) A training officer or professor at a United States Service Academy.
  - (d) Officers who have earned the instructor pilot designation (additional NSDR may be awarded for each platform the officer is instructor pilot qualified on)
  - (e) Line Office Liaisons may further identify training specific billets within their line office. These assignments must be characterized by 60 percent or more dedication to training NOAA personnel.
  - (f) The NSDR is retroactive to October 5, 1970.
- (2) Issuance and Manner of Wear
  - (a) Upon completion of the eligibility requirements, the supervisor of the officer shall forward to the Director, CPC, a memorandum demonstrating how the eligibility requirements were met listing the inclusive dates for which this ribbon has been authorized.
  - (b) Appropriate service record entries will be made at CPC after receipt of proper documentation.
  - (c) CPC provides ribbon bars.
  - (d) Attachments to Ribbon Bars
    - (i) A 3/16-inch bronze-colored star worn on the ribbon bar denotes each subsequent award. A 3/16-inch silver-colored star denotes a sixth award.
    - (ii) See NCD 12707 for arrangement of star attachments.
  - (e) The award may be made posthumously.

(G) NOAA Corps Sea Service Deployment Ribbon (NSSR)



Figure 12705.7

- (1) Eligibility Requirements - The Director is authorized to award the NSSR to NOAA Corps officers serving aboard commissioned ships, and to members of other uniformed

services assigned, detailed, TDY, or attached to NOAA ships who qualify.

Requirements are as follows:

- (a) Twelve months accumulated sea duty, including temporary duty at sea, that includes at least one 90 consecutive-day deployment. Second and subsequent awards will be earned for each additional 12 months of sea duty in which a 90 consecutive-day deployment occurs. Periods in shipyard away from home port are not considered deployments.
  - (b) The NSSR is retroactive to January 1, 2002. The Navy Sea Service Deployment (SSDR) award was authorized for sea duty or deployments prior to January 1, 2002.
  - (c) After January 1, 2002, awards will be made as described in (a) above. The accumulated sea time for subsequent awards is reset to zero upon completion of both criteria for each award period. Ninety-day deployments may not be carried forward when accumulated sea time is reset.
  - (d) The award may be made posthumously.
- (2) Issuance and Manner of Wear
- (a) Upon completion of a ship deployment during which the eligibility requirements for this award have been met, the commanding officer or officer in charge may authorize and issue this award, and shall forward to the Director, CPC, appropriate documentation listing the inclusive dates of the 12-month period and the 90-day deployment for which this ribbon has been authorized. Use of the Awards Authorization is required.
  - (b) Appropriate service record entries will be made at CPC after receipt and verification of proper documentation.
  - (c) The command or CPC provides ribbon bars.
  - (d) Attachments to Ribbon Bars
    - (i) A 3/16-inch bronze-colored star worn on the ribbon bar denotes each subsequent award. A 3/16-inch silver-colored star is worn in lieu of five bronze stars. A 3/16-inch silver-colored star is worn in lieu of five bronze stars.
    - (ii) See NCD 12707 – Ribbon and Medal Attachments for arrangement of star attachments.

(H) NOAA Corps Atlantic Service Ribbon (NCAS)



Figure 12705.8

- (1) Eligibility Requirements - Any NOAA Corps officer, or member of another uniformed service assigned, detailed, TDY, or attached to NOAA, who satisfies one of the following criteria after January 1, 1946, shall be eligible to receive this ribbon.

- (a) Completion of 180 days of a permanent sea assignment aboard a NOAA vessel operating in the waters of the Atlantic Ocean, Gulf of Mexico, Great Lakes or adjacent waters.
  - (b) Completion of 180 days of flight operations, during a permanent aviation assignment, east of the Great Continental Divide (excluding Alaska), to include above the waters of the Atlantic Ocean, Gulf of Mexico, Great Lakes, or adjacent waters. No more than one day's credit for flight operations during a 24-hour period shall be received.
  - (c) The Director may waive the minimum time requirement.
- (2) Issuance and Manner of Wear
- (a) Upon completion of the eligibility requirements the commanding officer may authorize and issue this award, and shall forward to the Director, CPC appropriate documentation listing the inclusive dates for which this ribbon has been authorized. Use of the Awards Authorization is required. A memorandum directed to the Director, CPC, demonstrating how the eligibility requirements were met, may be substituted for the forms when referencing assignments commencing before January 1, 1986.
  - (b) Appropriate service record entries will be made at CPC after receipt of proper documentation.
  - (c) The command or CPC provides ribbon bars.
  - (d) Attachments to Ribbon Bars
    - (i) A 3/16-inch bronze-colored star worn on the ribbon bar denotes each subsequent award. A 3/16-inch silver-colored star is worn in lieu of five bronze stars.
    - (ii) See NCD 12707 – Ribbon and Medal Attachments for arrangement of star attachments.
  - (e) Only one award is authorized for each tour of duty.
  - (f) The award may be made posthumously.

(I) NOAA Corps Pacific Service Ribbon (NCPS)



Figure 12705.9

- (1) Eligibility Requirements - Any NOAA Corps officer, or member of another uniformed service assigned, detailed, TDY, or attached to NOAA, who satisfies one of the following criteria after January 1, 1946, shall be eligible to receive this ribbon.
  - (a) Completion of 180 days of a permanent sea assignment aboard a NOAA vessel operating in the waters of the Pacific Ocean, Indian Ocean, Bering Sea, or adjacent waters.



- (b) Completion of 30 days of flight operations, during a permanent aviation assignment, west of the Great Continental Divide to include all of Alaska and the waters of the Pacific Ocean, Indian Ocean, Bering Sea, or adjacent waters. No more than one day's credit for flight operations during a 24-hour period shall be received.
- (c) The Director may waive the minimum time requirement.
- (2) Issuance and Manner of Wear
  - (a) Upon completion of the eligibility requirements the commanding officer may authorize and issue this award, and shall forward to the Director, CPC appropriate documentation listing the inclusive dates for which this ribbon has been authorized. Use of the Awards Authorization is required. A memorandum directed to the Director, CPC, demonstrating how the eligibility requirements were met, may be substituted for the forms when referencing assignments commencing before January 1, 1986.
  - (b) Appropriate service record entries will be made at CPC after receipt of proper documentation.
  - (c) The command or CPC provides ribbon bars.
  - (d) Attachments to Ribbon Bars
    - (i) A 3/16-inch bronze-colored star worn on the ribbon bar denotes each subsequent award. A 3/16-inch silver-colored star is worn in lieu of five bronze stars.
    - (ii) See NCD 12707 – Ribbon and Medal Attachments for arrangement of star attachments.
  - (e) Only one award is authorized for each tour of duty.
  - (f) The award may be made posthumously.

## (J) NOAA Corps Mobile Duty Service Ribbon (NCMD)



Figure 12705.10

- (1) Eligibility Requirements - Any NOAA Corps officer, or member of another uniformed service assigned, detailed, TDY, or attached to NOAA, who completes 180 days of a mobile duty assignment in the United States, its possessions or territories after January 1, 1946, shall be eligible to receive this ribbon. The Director may waive the minimum time requirement.
- (2) Issuance and Manner of Wear
  - (a) The Chief-of-Party or officer shall forward a memorandum to the Director, CPC, demonstrating how the eligibility requirements were met.

- (b) Appropriate service record entries will be made at CPC after receipt of proper documentation.
- (c) CPC provides ribbon bars.
- (d) Attachments to Ribbon Bars
  - (i) A 3/16-inch bronze-colored star worn on the ribbon bar denotes each subsequent award. A 3/16-inch silver-colored star is worn in lieu of five bronze stars.
  - (ii) See NCD 12707 – Ribbon and Medal Attachments for arrangement of star attachments.
- (e) Only one award is authorized for each tour of duty.
- (f) The award may be made posthumously.

(K) NOAA Corps International Service Ribbon (NCIS)



Figure 12705.11

(1) Eligibility Requirements

- (a) Any NOAA Corps officer, or member of another uniformed service assigned, detailed, or attached to NOAA, who serves aboard a United States vessel operating in foreign or international waters, with at least one foreign in-port call, and participating in a foreign or international project as part of the deployment after January 1, 1946, is eligible to receive this ribbon. Minimum time requirement is 21 consecutive days under competent orders. Time includes foreign port calls but excludes transit to and from the United States, its territories, or possessions.
- (b) Any NOAA Corps officer who serves aboard a foreign vessel or on operational duty, based in areas other than the United States, its territories or possessions. Minimum time requirement is 21 consecutive days under competent orders. Any NOAA Corps officer, or member of another uniformed service assigned, detailed, or attached to NOAA, who serves aboard a United States aircraft operating in foreign or international airspace, with at least one departure or landing at a foreign airfield, is eligible to receive this ribbon. Minimum time requirement is 21 cumulative days within a 12-month period under competent orders. Time includes ground time at a foreign airfield.
- (c) Any NOAA Corps officer who serves under competent orders, either under a permanent change of station or temporary duty, in areas other than the United States, its territories, or possessions as part of a shore-based assignment. Minimum time requirement is 21 cumulative days within a 12-month period under competent orders. For NOAA Corps officers meeting this requirement by serving overseas as part of a temporary duty assignment, eligibility is effective January 1, 2021.

(2) Issuance and Manner of Wear

- (a) In the case of (1)(a) or (1)(b) above, upon completion of a deployment during which the eligibility requirements for this award have been met, the commanding officer or officer in charge may authorize and issue this award to those eligible, and forwards to the Director, CPC, appropriate documentation listing the inclusive dates for which this ribbon has been authorized.
- (b) Use of the Awards Authorization - Atlantic Fleet form, or Awards Authorization - Pacific Fleet form is strongly recommended. A memorandum to the Director, CPC, demonstrating how the eligibility requirements were met, may be substituted for the forms when referencing assignments commencing before January 1, 1986.
- (c) In the case of (1)(c) above, upon completion of a qualifying overseas period while in a shore-based assignment, the officer forwards to the Director, CPC a memorandum demonstrating how the eligibility requirements were met, and copies of the endorsed orders to and from the overseas location.
- (d) Appropriate service record entries will be made at CPC after receipt of proper documentation.
- (e) The command or CPC provides ribbon bars.
- (f) Attachments to Ribbon Bars
  - (i) In the case of (1)(a), (1)(b), or (1)(c) above, a 3/16-inch bronze-colored star worn on the ribbon bar denotes each subsequent award. A 3/16-inch silver-colored star is worn in lieu of five bronze stars.
  - (ii) In the case of (1)(c) above, a 3/16-inch silver-colored triangle is worn on the ribbon bar. Only one triangular attachment is authorized.
- (g) See NCD 12707 – Ribbon and Medal Attachments for arrangement of star attachments. When worn with the silver triangle attachment, stars follow the same arrangement as with the “O” attachment.
- (h) The award may be made posthumously.
- (i) Only one award is authorized for each tour of duty.

(L) NOAA Corps National Response Service Ribbon (NRSR)



Figure 12705.12

- (1) Eligibility Requirements - Any NOAA Corps officer, or member of another uniformed service assigned, detailed, TDY, or attached to NOAA, who provides significant support to NOAA during a period of national emergency. The Director will determine the parameters of national emergency for the purposes of this award, and will determine the minimum requirements for significant contribution to the response effort. Authority to award the NRSR may be delegated to the Director, CPC.



- (2) Issuance and Manner of Wear
  - (a) Upon completion of the eligibility requirements the officer may submit evidence of support to the Director, CPC, for review. The Director will award the NRSR based on the established minimum requirements.
  - (b) Appropriate service record entries will be made at CPC after receipt of proper documentation.
  - (c) CPC provides ribbon bars.
  - (d) Attachments to Ribbon Bars
    - (i) A 3/16-inch bronze-colored star worn on the ribbon bar denotes each subsequent award. A 3/16-inch silver-colored star is worn in lieu of five bronze stars.
    - (ii) See NCD 12707 – Ribbon and Medal Attachments for arrangement of star attachments.
  - (e) Only one award is authorized for each tour of duty.
  - (f) The award may be made posthumously.

### **12706 – Other Awards and Badges**

- (A) Professional organization awards - Awards received from nongovernmental sources, solely for NOAA-related professional performance, may be approved for wear by the Director. Authorization is on a case-by-case basis after an examination of the criteria used and after the suitability of the award has been established.
- (B) Foreign Awards – NOAA Corps officers who have been specifically authorized by the Director to accept awards from foreign governments may wear such awards.
- (C) Awards and badges of societies and various organizations – Awards and badges of military societies, veteran’s organizations, and civilian organizations not provided for in the above paragraphs may be worn on the uniform only while the individual is attending meetings or conventions of the awarding society or organization, or while participating in parades or other ceremonies as a member of:
  - (1) American Legion, Veterans of Foreign Wars, or other officially recognized veteran's organizations.
  - (2) Technical societies, such as the Society of American Military Engineers.
- (D) The Director, through the Uniform and Awards Board, will resolve any individual questions regarding the wearing and precedence of decorations, medals, awards, ribbons, or badges not listed above.

**12707 – Ribbon and Medal Attachments**

(A) Description: Ribbon and medal attachments are any devices such as a star, letter, clasp, etc. worn on a ribbon or the suspension ribbon of a medal. See illustrations for examples of attachment placement. When wearing multiple overlapping medals, attachments may be moved to the left in order to be seen. Attachments are limited to those that physically fit on the ribbon or medal when placed as prescribed below. In cases where all attachments do not fit, members may elect which attachments to exclude.

(B) Table of Common Attachments

Table 12707.1

Type of Attachment	Significance on Ribbons:	Significance on Medals:
5/16 Inch Gold Star	Worn on personal decorations to denote each subsequent award.  GOLD, SILV, BRON, NCMS, NAAM, NCCM, NCAM, NCDR	Worn on personal decorations to denote each subsequent award on large medals.  GOLD, SILV, BRON, NCMS, NAAM, NCCM, NCAM, NCDR
5/16 Inch Silver Star	Worn on personal decorations in lieu of five gold stars.  GOLD, SILV, BRON, NCMS, NAAM, NCCM, NCAM, NCDR	Worn on personal decorations in lieu of five gold stars on large medals.  GOLD, SILV, BRON, NCMS, NAAM, NCCM, NCAM, NCDR
3/16 Inch Bronze Star	Worn on unit, service, and societal awards to denote each subsequent award.  NUCA, NCMT, KARO, ARCT, NRDM, NCOV, NCRA, NSDR, NSSR, NCAS, NCPS, NCMD, NCIS, NRSR	Not worn on medals.

<p>3/16 Inch Silver Star</p>	<p>Worn on unit, service, and societal awards in lieu of five bronze stars.</p> <p>NUCA, NCMT, KARO, ARCT, NRDM, NCOV, NCRA, NSDR, NSSR, NCAS, NCPS, NCMD, NCIS, NRSR</p>	<p>Not worn on medals.</p>
<p>1/8 Inch Gold Star</p>	<p>Not worn on ribbons.</p>	<p>Worn on personal decorations to denote each subsequent award on miniature medals.</p> <p>GOLD, SILV, BRON, NCMS, NAAM, NCCM, NCAM, NCDR</p>
<p>1/8 Inch Bronze Star</p>	<p>Not worn on ribbons.</p>	<p>Worn on unit, service, and societal awards to denote each subsequent award on miniature medals.</p> <p>NUCA, KARO, ARCT, NRDM, NCOV</p>
<p>1/8 Inch Silver Star</p>	<p>Not worn on ribbons.</p>	<p>Worn on miniature medals in lieu of five gold stars OR five bronze stars.</p> <p>GOLD, SILV, BRON, NCMS, NAAM, NCCM, NCAM, NCDR, NUCA, KARO, ARCT, NRDM, NCOV</p>
<p>5/16 Inch silver "O"</p>	<p>Signifies the wearer was part of an organization that received a DOC Gold, Silver, or Bronze medal award.</p> <p>GOLD, SILV, BRON</p>	<p>Signifies the wearer was part of an organization that received a DOC Gold, Silver, or Bronze medal award; attached to a large medal.</p> <p>GOLD, SILV, BRON</p>

1/8 Inch Silver “O”	Not worn on ribbons.	Signifies the wearer was part of an organization that received a DOC Gold, Silver, or Bronze medal award; attached to a miniature medal.  GOLD, SILV, BRON
---------------------	----------------------	--

For additional attachments see 12608 Attachments to Medals and Ribbon Bars of these directives.

(C) Manner of Wear

- (1) Stars shall be worn centered on the ribbon as shown in Illustration 1. On medals, stars are worn on the medal’s suspension ribbon in the same manner as on ribbons.
- (2) Letter attachments shall be worn centered on the ribbon or medal suspension ribbon. Any additional stars are placed to either side, starting with the wearer’s right as shown in Illustration 2. On medals, letter attachments are worn on the medal’s suspension ribbon in the same manner as on ribbons.

For Organizational “O” awards where the wearer also has an individual award, the wearer has the option to wear the “O”. For example:









Table 12707.2

1 Organizational Award	“O” is Required
1 Organizational & 1 Individual Award	“O” is optional, 1 star required
2 Organizational & 1 Individual Award	“O” is optional, 2 star required
1 Organizational & 2 Individual Awards	“O” is optional, 2 star required
2 Organizational & 2 Individual Awards	“O” is optional, 3 star required

(D) Examples of Wear




- (1) Illustration 1 – How to wear multiple stars on a ribbon. This example shows the progression from one to eight awards for the NCAM. This progression is the same for all ribbons, however the color and size of stars may be vary by award (e.g. Unit Citations use smaller bronze and silver stars).

Table 12707.3

Initial Award	
Second Award	
Third Award	
Fourth Award	
Fifth Award	
Sixth Award	
Seventh Award	
Eighth Award	

- (2) Illustration 2 – Wear of single letter attachments. This example shows the wear of the Organizational “O” Device on a Department of Commerce Gold Medal (GOLD) ribbon for multiple awards.

Table 12707.4

Initial Organizational Award	
Second Organizational or First Additional Individual Award*	
Third Organizational or Second Additional Individual Award*	

\*Note: If the wearer is authorized for an organizational award and an individual award, they have the option to wear the "O" on the current ribbon.

**12708 – Order of Precedence for Awards**

- (A) The order of precedence of awards that may be authorized for NOAA Corps officers is indicated below. If an officer has been awarded equivalent awards from different uniformed services, they shall be worn in the following precedence order: DOC/NOAA, Army, Marine

Corps, Navy, Air Force, Coast Guard, Public Health Service, and Merchant Marine. The Director, through the Uniform and Awards Board, shall determine precedence order for any authorized awards not listed below. Awards given by DOC, NOAA, and the NOAA Corps are indicated by bolded, uppercase letters.

(B) Personal Decorations

Medal of Honor (Army, Navy, Air Force)

Service Cross (Army, Navy, Air Force, Coast Guard)

Defense Distinguished Service Medal

**COMMERCE GOLD MEDAL**

Distinguished Service Medals (Various Services)

Silver Star Medal

Department of Transportation Gold Medal

Defense Superior Service Medal

**COMMERCE SILVER MEDAL**

Legion of Merit

Distinguished Flying Cross

Service Medals (Soldier's Medal; Navy and Marine Corps Medal; Airman's Medal; Coast Guard Medal)

Gold Lifesaving Medal

Bronze Star Medal

Purple Heart Medal

**COMMERCE BRONZE MEDAL**

Defense Meritorious Service Medal

**NOAA CORPS MERITORIOUS SERVICE MEDAL**

Meritorious Service Medals (Various Services)

Surgeon General's Medallion (USPHS)

Surgeon General's Exemplary Service Medal (USPHS)

Outstanding Service Medal (USPHS)

Air Medal

Silver Lifesaving Medal

Aerial Achievement Medal (USAF)

**NOAA ADMINISTRATOR'S AWARD MEDAL**

Joint Service Commendation Medal

**NOAA CORPS COMMENDATION MEDAL**

Commendation Medals (Various Services)

Merchant Marine Medal for Outstanding Achievement

Joint Service Achievement Medal

**NOAA CORPS ACHIEVEMENT MEDAL**

Achievement Medals (Various Services)

Transportation 9/11 Medal

**NOAA CORPS DIRECTOR'S RIBBON**

Commandant's Letter of Commendation Ribbon (USCG)

Public Health Service Citation (USPHS)

Combat Action Medals/Ribbons (Various Services)

## (C) Unit Awards (no medals authorized)

Presidential Unit Citation

Joint Meritorious Unit Award

**NOAA UNIT CITATION**

Army Valorous Unit Award

Navy Unit Commendation

Air Force Gallant Unit Citation

Secretary of Transportation Outstanding Unit Award

Coast Guard Unit Commendation

Public Health Service Outstanding Unit Citation

Merchant Marine Gallant Ship Citation

Army Meritorious Unit Commendation

Navy Meritorious Unit Commendation

Air Force Meritorious Unit Award

**NOAA CORPS MERITORIOUS TEAM COMMENDATION RIBBON**

Coast Guard Meritorious Unit Commendation

Public Health Service Unit Commendation

Army Superior Unit Award

Air Force Outstanding Unit Award

Coast Guard Meritorious Team Commendation

Navy "E" Ribbon

Air Force Organizational Excellence Award

Coast Guard "E" Ribbon

## (D) Non-Military Decorations

Presidential Medal of Freedom

National Security Medal

NOAA ACO Junior Officer of the Year Award

NOAA ACO Science/Engineering Award

Society of American Military Engineers Colbert Medal

Society of American Military Engineers Karo Award

## (E) Campaign and Service Awards

Prisoner of War Medal

Good Conduct Medals (Various Services)

Reserve Service Medals (Various Services)

Air Force Outstanding Airman of the Year Ribbon  
Coast Guard Enlisted Person of the Year Ribbon  
Air Force Recognition Ribbon  
Navy Fleet Marine Force Ribbon  
Expeditionary Medals (Navy or Marine Corps)  
National Defense Service Medal  
Antarctica Service Medal  
Coast Guard Arctic Service Medal  
Armed Forces Expeditionary Medal  
Vietnam Service Medal  
Southwest Asia Service Medal  
Kosovo Campaign Medal  
Afghanistan Campaign Medal  
Iraq Campaign Medal  
Inherent Resolve Campaign Medal  
Global War on Terrorism Expeditionary Medal  
Global War on Terrorism Service Medal  
Korean Defense Service Medal  
Armed Forces Service Medal  
Humanitarian Service Medal  
**NOAA CORPS NATIONAL RESPONSE DEPLOYMENT MEDAL**  
**NOAA CORPS OUTSTANDING VOLUNTEER SERVICE MEDAL**  
Military Outstanding Volunteer Service Medal  
Air and Space Campaign Medal (USAF)  
Nuclear Deterrence Operations Service Medal (USAF)  
Air Force Combat Readiness Medal  
Transportation 9/11 Ribbon  
**NOAA CORPS SEA SERVICE DEPLOYMENT RIBBON**  
Sea Service Ribbons (Army, Navy, Coast Guard)  
**NOAA CORPS ATLANTIC SERVICE RIBBON**  
**NOAA CORPS PACIFIC SERVICE RIBBON**  
**NOAA CORPS MOBILE DUTY SERVICE RIBBON**  
**NOAA CORPS INTERNATIONAL SERVICE RIBBON**  
**NOAA CORPS NATIONAL RESPONSE SERVICE RIBBON**  
Coast Guard Special Operations Service Ribbon  
Navy Arctic Service Ribbon  
Naval Reserve Sea Service Ribbon  
Army Service Ribbon  
Overseas Service Ribbons (Army, Navy and Marine Corps, Air Force)  
Air Force Expeditionary Service Ribbon  
**NOAA CORPS RECRUITING ACHIEVEMENT RIBBON**



Recruiting Ribbons (Various Services)

Marine Corps Drill Instructor Ribbon

Marine Corps Security Guard Ribbon

Air Force Longevity Service Award

**NOAA CORPS SPECIAL DUTY RIBBON**

Air Force Special Duty Ribbon

Navy Recruit Training Service Ribbon

Air Force Basic Military Training Instructor Ribbon

Navy Ceremonial Guard Service Ribbon

Armed Forces Reserve Medal

Army NCO Professional Development Ribbon

Air Force NCO Professional Military Education Graduate Ribbon

Navy Basic Military Training Honor Graduate Ribbon

Air Force Basic Military Training Honor Graduate

Coast Guard Basic Training Honor Graduate

Air Force Training Ribbon

(F) Other Service Awards

(G) Foreign Personal Decorations (worn in order of receipt, per applicable country precedence)

(H) Foreign Unit Awards (no medals authorized)

Philippine Republic Presidential Unit Citation

Republic of Korea Presidential Unit Citation

Republic of Vietnam Presidential Unit Citation

Republic of Vietnam Meritorious Unit Citation

Republic of Vietnam Gallantry Cross Unit Citation

Vietnam Meritorious Unit Citation with Civil Actions Colors

(I) Non-U.S. Service Awards

(J) Marksmanship awards (Various Services)