

Discover our  
countryside

The 2021  
Members' Guide  
to attractions, gardens, houses  
and museums



The  
countryside  
charity



CPRE is the countryside charity that works for a beautiful and thriving countryside - for everyone's benefit.



The  
countryside  
charity

5-11 Lavington Street, London, SE1 0NZ.

Tel: 020 7981 2870

Email: [supportercare@cpre.org.uk](mailto:supportercare@cpre.org.uk)

[www.cpre.org.uk](http://www.cpre.org.uk)

Campaign to Protect Rural England is a company limited by guarantee, registered in England, number 4302973. Registered charity number 1089685.

Printed on paper manufactured from woodpulp sourced from sustainable forests.

## Properties and Attractions 2021

After what has been a difficult year, we hope the 2021 Members' Guide helps you look forward and plan for the better times ahead by browsing some of the beautiful houses and gardens that England has to offer.

A new property this year is Bishop's Bonner, in Dereham, Norwich. The thatched cottage survived the great fire of 1581 and again in 1679, then later the bombs dropped during the Zeppelin raid of 1915.

Helmingham Hall Gardens in Suffolk is bound to impress those passionate about gardening. The moated Tudor Hall is set in a 400-acre deer park, and boasts stunning herbaceous borders within the Walled Kitchen Garden, Herb and Knot gardens, and Rose and Wild gardens.

If you are looking for a fun family day out, the New Forest Wildlife Park, Hampshire, is bound to be a popular choice. The woodland park is home to lynx, wolves, many species of owls, otters, European bison, Scottish wildcats, wallabies, wild boar, and many more species.

No matter where you decide to go, don't forget to take your membership card and this guide with you, so that you can take advantage of the discounts that are being offered exclusively to CPRE members. All houses and gardens' opening dates and times are subject to coronavirus restrictions and may be updated throughout the year so please call, email, or check entries' websites before visiting to be certain the venue will be open. Once at the venue, please respect all coronavirus regulations, and stay safe.

If you have any questions or comments, please get in touch with us. You can call us on **020 7981 2870** or email us at [supportercare@cpre.org.uk](mailto:supportercare@cpre.org.uk). We're always keen to hear feedback about your visits to the attractions in this guide!

Thank you again for being one of our valued members. Your membership makes a real difference to what we can achieve, and with your generous support we will continue our work towards our vision of a thriving, beautiful countryside for everyone.

With warmest regards,  
**CPRE Supporter Care Team**



# Counties

Buckinghamshire .....	4	Lincolnshire.....	23
Cambridgeshire.....	4	London.....	25
Cheshire.....	4	Norfolk.....	26
Cornwall.....	5	Northumberland.....	29
Cumbria.....	8	Oxfordshire.....	29
Derbyshire.....	10	Rutland.....	31
Devon.....	10	Somerset.....	31
Dorset.....	14	Shropshire.....	33
Durham.....	15	Staffordshire .....	33
Essex.....	15	Suffolk.....	34
Gloucestershire.....	16	Surrey.....	35
Hampshire.....	18	Sussex.....	37
Hertfordshire.....	20	Warwickshire.....	40
Isle of Wight.....	20	Wiltshire.....	41
Kent.....	20	Worcestershire.....	43
Lancashire.....	22	Yorkshire.....	43
Leicestershire.....	23		



## How to use the Discount Offer

The properties in the guide have agreed to give CPRE members a discounted entry to their property.

- The discount agreed is for one discount per membership card (physical card only).
- The number of members in a household membership does not increase the number of discounts available.
- Lone members visiting a property that offers a 2 for 1 discount are not entitled to 50% reduction on their single ticket instead.
- The discounts cannot be used for special event days.
- Please remember to take your membership card and this guide with you when you visit.

The Manor



## Cambridgeshire

### The Manor

Hemingford Grey, Huntingdon,  
Cambridgeshire, PE28 9BN

[www.greenknowe.co.uk](http://www.greenknowe.co.uk)

01480 463134

[diana\\_boston@hotmail.com](mailto:diana_boston@hotmail.com)

Built circa 1130 and one of the oldest continuously inhabited houses in Britain. Made famous as 'Green Knowe' by the author Lucy Boston. Garden laid out by Lucy, surrounded by moat, with topiary, old roses, award winning irises & herbaceous borders. By the river in Hemingford Grey, South East of Huntingdon.

Huntingdon Station (6miles). Stagecoach Buses A and B from Cambridge to St Ives then walk (one and a half miles) or taxi to The Manor.

Garden open daily all year 11am - 5pm (closes at dusk in Winter). House strictly by prior appointment only throughout the year.

Half price adult admission, except on special/fundraising event days.

Wheelchair access to garden and dining room only.

## Cheshire

### Norton Priory Museum & Gardens

Tudor Road, Manor Park, Runcorn,  
Cheshire, WA7 1SX

[www.nortonpriory.org](http://www.nortonpriory.org)

01928 569895

[info@nortonpriory.org](mailto:info@nortonpriory.org)

4

## Buckinghamshire

### Milton's Cottage, Museum & Literary Garden

21 Deanway, Chalfont St. Giles,  
Buckinghamshire, HP8 4JH

[www.miltonscottage.org](http://www.miltonscottage.org)

01494 872313

[info@miltonscottage.org](mailto:info@miltonscottage.org)

The cottage is 16th century Grade 1 listed, the only surviving building where the great poet and parliamentarian lived and where he completed 'Paradise Lost'. There is a world class museum of priceless artefacts and also a Grade 2 registered garden filled with trees, plants and flowers mentioned in Milton's works.

Railway stations at Chalfont & Hatimer and Gerrards Cross Station (3 miles),

local bus and taxi services.

April - October: Thursday, Friday, Saturday & some Sundays; 2pm - 5pm. Plus all four bank holiday weekends. See website for details. All visits should be pre-booked via our website. For parties, please email [groups@miltonscottage.org](mailto:groups@miltonscottage.org) to make arrangements. Parties can be specially arranged outside the months April to October.

2 adult tickets for the price of 1 but offer does not extend to special events. Only one discount per card. For parties of 15 and over the Leader is complimentary. Parties of any number at any time by prior arrangement within the months of April to October.

Wheelchair access by prior arrangement

Norton Priory is a 42 acre site including medieval ruins, woodlands, orchards, wildflower meadow, and a 2.5 acre Georgian Walled Garden often described as a 'hidden gem' and home to the National Collection of Tree Quince. A new museum telling the 900 year story of the site opened in 2016 following £4.5m renovation with events on throughout the year. If using Sat Nav for directions please use WA7 1BD for address.

 Runcorn or Runcorn East Station.

 Check the website for up-to-date information.


 2 adult tickets for the price of 1.

 Wheelchair access.

## Capesthorpe Hall

Siddington, Cheshire, SK11 9JY

 [www.capesthorpe.com](http://www.capesthorpe.com)


 01625 861221


 [info@capesthorpe.com](mailto:info@capesthorpe.com)

The Hall dates from 1719 when it was originally designed by the Smiths of Warwick. It was altered in 1837 by Blore and partly re-built by Salvin in 1861 following a disastrous fire. Georgian Chapel, herbaceous borders, lakeside gardens, woodland walks.

 Wilmslow/Macclesfield Station (6 miles).

 April to October; Sundays, Mondays & Bank Holidays. Gardens and Chapel open 11am - 5pm. Hall open 1.30pm to 4pm (last entry 3.30pm).


 2 adult tickets for the price of 1 on Sundays during our open season. Does not include special event days.

 Limited wheelchair access. Compacted gravel paths, ground floor of hall only.

## The Tabley House Collection


Tabley House, Tabley Lane, Knutsford, Cheshire, WA16 0HB

 [www.tableyhouse.co.uk](http://www.tableyhouse.co.uk)

 01565 750151

 [tableyhouse@btconnect.com](mailto:tableyhouse@btconnect.com)

The State Rooms of Tabley House display one of the finest collections of paintings by 18th and 19th century British artists including Turner and Lawrence, and furniture by Gillow and Chippendale. The tea room and 17th Century chapel have stunning stained glass. Located just 2 minutes from Junction 19 of the M6.

 Knutsford Station is 2 miles away, a 10 minute taxi journey. There are no regular bus services.

 1st April to 31st October; Thursdays to Sundays and Bank Holiday Mondays: 1pm-5pm. Tea Room open from 12 noon – 5.30pm.

 2 adult tickets for the price of 1.


 Wheelchair access.

## Cornwall

### The Japanese Garden

St. Mawgan Village, Nr. Newquay, Cornwall, TR8 4ET

 [www.japanesegarden.co.uk](http://www.japanesegarden.co.uk)

 01637 860116


 [info@japanesegarden.co.uk](mailto:info@japanesegarden.co.uk)

Set in approximately 1 acre The Japanese Garden in Cornwall combines the beauty of nature with an artistic refinement using shaping & styling of plants & natural elements. It is a place of tranquillity with a









Pencarrow House & Gardens



6

variety of plants and water features, where visitors can enjoy the wonder of nature in a peaceful, relaxing space. The garden was built as a meditative garden, where one can calm the mind & let go of unwanted stress through contemplation & reflection. Located in St. Mawgan Village, close to Newquay Airport. Detailed directions can be found on the website.

-  Newquay rail station 6 miles. Bus stop within a 2 minute walk.
-  1st March until 31st October. 7 days a week, 10am – 6pm. Last entrance to the garden at 5pm. Please book places online in advance.
-  2 adult tickets for the price of 1 but offer does not extend to special events.
-  About 90% wheelchair friendly (gravel paths).

### Burncoose Nurseries & Garden





Gwennap, Redruth, Cornwall, TR16 6BJ

 [www.burncoose.co.uk](http://www.burncoose.co.uk)

 01209 860316


 [info@burncoose.co.uk](mailto:info@burncoose.co.uk)


The 30 acre woodland gardens were created at the turn of the century and sit alongside the well-known nurseries. Situated directly on A393 Redruth to Falmouth Road, between Lanner and Ponsanooth.

-  Redruth Station (4 miles). Buses from Redruth or Falmouth.
-  Monday - Saturday; 8.30am - 5pm; Sundays; 11am - 4pm. The nursery is free all year. The garden is free most times with the discounted rate available otherwise.
-  2 adult tickets for the price of 1.
-  Wheelchair access.





### Eddington Lodge

Winsor Farm, Kilkhampton, Bude, Cornwall, EX23 9RZ

 01288 321341

 [info@eddington-lodge.co.uk](mailto:info@eddington-lodge.co.uk)

We specialise both in relaxing breaks and astronomy holidays, providing a fabulous holiday for everyone, whether you are interested in stargazing or are just looking to explore everything that Bude and the surrounding area has to offer. Boasting a stunning dark sky location.

-  Bus stop in Kilkhampton
-  Open all year.
-  Eddington Lodge would like to offer CPRE members free cream tea on arrival, please contact directly to organise.
-  No disabled access

### Pencarrow House & Gardens

Washaway, Bodmin, Cornwall, PL30 3AG

 [www.pencarrow.co.uk](http://www.pencarrow.co.uk)

 01208 841369

 [info@pencarrow.co.uk](mailto:info@pencarrow.co.uk)

Owned, loved and lived in by the family. Georgian house and Grade II\* listed gardens. Superb collection of portraits, furniture and porcelain. Marked walks through 50 acres of beautiful formal and woodland gardens, Victorian rockery, Italian garden, 700 different varieties of rhododendrons, lake, Iron Age hill fort and icehouse. 4 miles North West of Bodmin, signed off the A389 and B3266 at Washaway. House tours will be available on the day at an extra top-up cost if there is availability.

🚌 Bodmin Parkway Station. Corlink Bus request service.

📅 House, cafe, shop - open from 29th March to 30th September (restrictions permitting), Sundays to Thursdays (House, Shop and Cafe closed on Fridays and Saturdays). Guided tours of the house start at 11.15 and are run every 45 minutes, the last tour at 3.00pm. Cafe opens from 10.30am - 5.00pm. Shop opens from 10am - 5.00pm. Gardens open from 1st March to 31st October, daily 10.00am - 5.30pm.

😊 2 adult tickets for the price of 1 for Garden entry only. Offer does not apply to special events.

♿ Partial wheelchair access.

## Penjerrick

Budock, Falmouth, Cornwall, TR11 5ED

🌐 [www.penjerrickgarden.co.uk](http://www.penjerrickgarden.co.uk)

☎ 01872 870105

@ [rachelmorin@btinternet.com](mailto:rachelmorin@btinternet.com)

15 acre Spring flowering valley garden with giant ferns, rhododendrons, bamboos, camellias, magnolias & magnificent trees. Lush jungle garden with ponds across a wooden bridge. 3 miles South West of Falmouth between Budock & Mawnan Smith. Best to wear gumboots. Dogs on leads welcome.

🚌 Falmouth Station (3 miles) or the number 35 bus from Falmouth which stops right outside the gate every hour.

📅 1st March - 30th September; Wednesday, Friday & Sunday; 1.30pm - 4.30pm.

😊 2 adult tickets for the price of 1. Not on Sundays or charity days.

♿ No disabled access.

## Prideaux Place

Padstow, Cornwall, PL28 8RP

🌐 [www.prideauxplace.co.uk](http://www.prideauxplace.co.uk)

☎ 01841 532411

@ [office@prideauxplace.co.uk](mailto:office@prideauxplace.co.uk)

A magnificent Elizabethan mansion set above the historic port of Padstow. Still owned by the Prideaux family who built it. Now an international film location, the house contains a cornucopia of Cornish history and is of interest to all ages. Set in 40 acres of landscape gardens, visitors can enjoy a light lunch or cream tea overlooking the ancient deer park.

🚌 Bodmin Parkway Station.

📅 Please check the website for opening times.

😊 Half price admission but not during

special events.  
♿ Wheelchair access to ground floor.

## Roseland House

Chacewater Hill, Chacewater, Truro, Cornwall, TR4 8QB

🌐 [www.roselandhouse.co.uk](http://www.roselandhouse.co.uk)

☎ 01872 560451

@ [charlie@roselandhouse.co.uk](mailto:charlie@roselandhouse.co.uk)

One acre garden subdivided by walls & trellises with climbers, unusual mixed borders, conservatory & greenhouse. National collection of clematis viticella and lapageria rosea. Teas and plant sales. Dogs on leads welcome. 4 miles West of Truro in Chacewater at Truro end of main street.


🚌 Truro Station. Buses: National Express, T1, T2, 47.

📅 Open days and times by appointment





Holker Hall & Gardens



- for 2021.
- 😊 Half price admission.
- ♿ Partial wheelchair access.

## Cumbria

### Holker Hall & Gardens

Cark in Cartmel, Grange-over-sands, Cumbria, LA11 7PL

🌐 [www.holker.co.uk](http://www.holker.co.uk)

☎ [015395 58328](tel:01539558328)

@ [info@holker.co.uk](mailto:info@holker.co.uk)

The Cavendish Family offer a warm welcome to this best-loved stately home. Explore 25 acres of gardens that merge into rolling parkland, and make the most of the Gift Shop, Ilex Brasserie & Courtyard Cafe. Special events planned for 2021 (not included in discount) include the Spring Fair (1st & 2nd May), The Holker Chilli Fest (4th & 5th Sept) and the Winter Market (5th-7th Nov).

🚌 Cark-in-Cartmel (1 mile). No buses. Just 20 min from M6, J36.

📅 April-Nov, Wednesday to Sunday. Gardens open 10.30am – 5.00pm, Hall open 11.00am – 4.00pm.

😊 2 adult tickets for the price of 1 for the combined Hall & Garden ticket only. Not valid for events, see website for details.  
♿ Good wheelchair access in gardens.

### The Gardens At Rydal Mount

Rydal, Ambleside, Cumbria, LA22 9LU

🌐 [www.rydalmount.co.uk](http://www.rydalmount.co.uk)

☎ [01539 433002](tel:01539433002)

@ [info@rydalmount.co.uk](mailto:info@rydalmount.co.uk)

'Nowhere on earth have I seen a spot

of more perfect and enjoyable beauty' wrote Thomas Arnold. Visitors to William Wordsworth's gardens (1813-1850) can share this enjoyment as they wander through the extensive grounds which were landscaped by the poet, who was guided by his Romantic ideals in its design. There are magnificent views of Rydal Water and the surrounding fells.

🚌 Windermere Station (9 miles). Buses 555, 559.

📅 Please check the website for opening times (Please call to check on the day if you are coming from far, as sometimes the gardens are closed for private events).

😊 2 adult garden tickets (self guided) for the price of 1. Does not apply with special events.

♿ Gardens not suitable for wheelchairs.

## Hutton-In-The-Forest

Penrith, Cumbria, CA11 9TH

🌐 [www.hutton-in-the-forest.co.uk](http://www.hutton-in-the-forest.co.uk)

☎ [01768 484449](tel:01768484449)

@ [admin@hutton-in-the-forest.co.uk](mailto:admin@hutton-in-the-forest.co.uk)

Historic house and gardens, based on medieval pele tower with substantial 17th-19th century additions. Beautiful walled garden, topiary and a woodland walk. Tearoom when house open. 6 miles North West of Penrith on B5305 towards Wigton; 2.5 miles from M6, J41.

🚌 Penrith Station (6 miles).

📅 Garden: 1st April – 1st November, 10am - 5pm. Daily except Saturdays.

😊 2 adult tickets for the price of 1. Not to be used during events.


♿ Partial wheelchair access.




## Dalemain Mansion and Historic Gardens

Dalemain, Penrith, Cumbria, CA11 0HB


 [www.dalemain.com](http://www.dalemain.com)


 01768 486450


 [houseopening@dalemain.com](mailto:houseopening@dalemain.com)

Home to the Hasell family since 1679 and home of the International Marmalade Festival, Dalemain Mansion boasts a fine mixture of medieval, Tudor and early Georgian architecture. The award-winning gardens encompass 5 acres of rich plantings with unusual combinations of flowers and shrubs. Facilities include the Mediaeval tea room, Dalemain Ullswater Way Loop walk, a museum, a gift shop and plant sales. Free parking. On A592, Penrith to Ullswater, 3 miles from the M6 J40.

 Penrith Station (4 miles).

 Please check the website or call for opening times.


 2 tickets for the price of 1. Not valid on special event days (please see website for full details).

 Wheelchair access to ground floor and larger part of the garden only. (Partial access). Electric scooter available and can be pre-booked.

## Askham Hall Gardens

Askham Hall, Askham, Penrith, Cumbria, CA10 2PF

 [www.askhamhall.co.uk](http://www.askhamhall.co.uk)


 01931 712350


 [enquiries@askhamhall.co.uk](mailto:enquiries@askhamhall.co.uk)


Take a stroll through our beautiful gardens with views of the river Lowther, visit our



animals and enjoy something delicious in our Kitchen Garden Cafe. 10 mins drive from Penrith, junction 40 of the M6.

 Penrith train station 10 mins drive in a taxi or by bus.

 Sundays to Fridays 10am to 5pm during high season. Subject to change, please check our website for up-to-date details.


 2 for 1 adult entry, excludes special events (Under 12 go free).

 Partial disabled access

## Winderwath Gardens

Temple Sowerby, Penrith, Cumbria, CA10 2AG


 [www.winderwathgardens.co.uk](http://www.winderwathgardens.co.uk)


 01768 88250

 [jane.winderwath@gmail.com](mailto:jane.winderwath@gmail.com)

Garden originally laid out at the beginning of the 20th century, with mature trees dating from this time including the Wellingtonia, cut leaf beech and the cedar. Rockeries, herbaceous borders and a large collection of Alpine and Himalayan plants. Plants for sale are grown on the premises. 4 miles from Penrith, off J40 of the M6 onto A66 towards Temple Sowerby. Sorry no dogs.

 Penrith Station: 5 miles

 1st March - 31st October. Monday-Friday, 10am-4pm, Saturday, 10am-2pm.

 2 adult tickets for the price of 1. Children free.

 Partial access

Cadhay House and Gardens



## Derbyshire

### Renishaw Hall And Gardens

Renishaw Park, Nr Eckington, Derbyshire, S21 3WB

[www.renishaw-hall.co.uk](http://www.renishaw-hall.co.uk)

01246 432310

[enquiries@renishaw-hall.co.uk](mailto:enquiries@renishaw-hall.co.uk)

Renishaw Hall is surrounded by classical Italianate gardens, woodland and wider park, which were designed by Sir George Sitwell. Renishaw Hall and Gardens have belonged to the Sitwell family for almost 400 years. Cafe, museum and shop are available in the stable courtyard.

8 miles from Chesterfield station.

Please check the website for opening times.

2 adult tickets for the price of 1 for the gardens only.

Wheelchair route around gardens.

## Devon

### Cadhay House and Gardens

Cadhay, Ottery St. Mary, Devon, EX11 1QT

[www.cadhay.org.uk](http://www.cadhay.org.uk)

01404 813511

[jayne@cadhay.org.uk](mailto:jayne@cadhay.org.uk)

Built in 1550, Cadhay retains the Great Hall of an earlier house with a fine timber roof. An Elizabethan long gallery was added to form a unique courtyard with statues of sovereigns either side. Understated, gracious and beautiful gardens. House by guided tour. Tearoom.

From the east, exit the A30 at the

Iron Bridge exit just after Honiton. Follow the signs for Fairmile and then Cadhay. From the west - Exit A30 at the Pattesons Cross exit and follow the signs as above.

May - September open Fridays; 2pm - 5pm (last tour 4pm). Also late Spring and August Bank Holidays, Saturday, Sunday & Mondays.

2 for 1 for garden entry only.

Limited wheelchair access.

## Tiverton Castle

Park Hill, Tiverton, Devon, EX16 6RP

[www.tivertoncastle.com](http://www.tivertoncastle.com)

01884 253200

[info@tivertoncastle.com](mailto:info@tivertoncastle.com)

Historic castle originally built 1106, altered down the ages. Once home of medieval Earls of Devon and Princess Katherine Plantagenet. Besieged and taken by Fairfax in 1645 it now houses a fine Civil War Armoury - try some on! Interesting furniture and pictures. Beautiful garden in romantic ruins. Comfortable holiday accommodation.

7 miles from Tiverton Parkway Station.

Check website for opening hours.

Half price admission.

Wheelchair access to garden and ground floor.

## Ugbrooke House

Chudleigh, Newton Abbot, Devon, TQ13 0AD

[www.ugbrooke.co.uk](http://www.ugbrooke.co.uk)

01626 852179

[info@ugbrooke.co.uk](mailto:info@ugbrooke.co.uk)

Historic House, set in Capability Brown



Parkland. Home to the Clifford Family for 500 years. The house has a collection of paintings, furniture and a family military uniform display. Ugbrooke has a fascinating history covering 900 years, originally featuring in the Domesday book it remains a family home to this day. Our Orangery tea room will be open during visitor season offering light lunches, cream teas, cakes & snacks.

🚌 Newton Abbot Station. Bus Route via A380.

📅 21st June to 29th July opening on Monday, Tuesday, Wednesday & Thursday between midday & 5pm. There will be 2 house tours each afternoon with number limited to a max. of 20 per tour, please call ahead to reserve spaces on tours.

😊 Adults: £11.50 for a house & grounds ticket with the concession price at £10, grounds only £6, concession rate is £5 Children: under 16 free of charge for the grounds & £5 for the house & grounds.

♿ Yes, although ground is mainly parkland and some gravel pathways (main driveway tarmac & levelled surface to main house entrance).

### Fursdon House, Gardens and Tea Room

Fursdon House, Cadbury, Exeter, Devon, EX5 5JS

🌐 [www.fursdon.co.uk](http://www.fursdon.co.uk)

☎ 01392 860860

@ [admin@fursdon.co.uk](mailto:admin@fursdon.co.uk)

Elegant Jacobean and Regency interior combined with earlier features. Home of

the Fursdon family for more than 750 years. Local history, family memorabilia, costumes, furniture and paintings on informal tour. Fantastic views, grounds and lovely informal and walled gardens. Delicious home baking in the Coach Hall.

🚌 Exeter Station (9 miles), no bus services. Garden and Tea Room open Bank Holiday Mondays, Wednesday and Thursday from Easter Monday to end of September. House tours on Bank Holiday Mondays, Wednesdays and Thursdays in June, July and August. 2pm - 5pm. Tours at 2.30 and 3.30pm. See website for additional details.

😊 2 adult tickets for the price of 1. Offer not valid on charity days. See website for details

♿ Limited wheelchair access.

### Burrow Farm Gardens

Old Taunton Road, Dalwood, Axminster, Devon, EX13 7ET

🌐 [www.burrowfarmgardens.co.uk](http://www.burrowfarmgardens.co.uk)


☎ 01404 831285

@ [enquiries@burrowfarmgardens.co.uk](mailto:enquiries@burrowfarmgardens.co.uk)

Beautifully landscaped 13 acre garden with magnificent views. Woodland garden in Roman claypit. Ponds and sweeping lawns with fine trees. Rill garden with luxuriant colour themed planting. A plantsman's delight. Nursery & refreshments, craft shop. A35 Axminster/Honiton turn north at Taunton crossroads and follow brown tourist signs.

🚌 Axminster Station.

📅 Daily. 1st April - 31st October, 10am - 6pm.





Wildwood Escot

- ☺ 2 adult tickets for the price of 1.
- ♿ Partial wheelchair access.

### Hartland Abbey & Gardens

Hartland, Bideford, Devon, EX39 6DT

---

🌐 [www.hartlandabbey.com](http://www.hartlandabbey.com)

---

☎ 01237 441496/234

---

@ [ha\\_admin@btconnect.com](mailto:ha_admin@btconnect.com)

Award-winning family home; former monastery given by Henry VIII to present owner's ancestors. Fascinating architecture, interiors, paintings, furniture, porcelain, family memorabilia. Woodland shrubberies lead to 18th century walled

gardens, bog garden by Jekyll, wildflowers in profusion on the walk to Blackpool Mill beach. Film location for Sense and Sensibility, The Night Manager, Guernsey, Gold Digger, Malory Towers and Rebecca. Exhibitions: 'Filming on the Hartland Abbey Estate since 1934' and 'William Stukeley – Saviour of Stonehenge'. Light lunches & cream teas (from 11am). Off A39 on B3248 between Hartland and Hartland Quay. See website for events.

- 🚗 Barnstaple Station approx. 20 miles. Bus to Hartland, 1 mile walk to Abbey.
- 🗓 Daffodil and Spring Flowers Sunday 14th March 11-4. Season: House and

Gardens 28th March to 3rd October, Sunday to Thursday. Closed Friday and Saturday except Good Friday. Grounds 11.00-5pm. House 2pm-5pm (last entry to house 4pm).

- ☺ Half price admission on full adult tickets. Applies only to combined House and Garden ticket. Excludes Special Events.
- ♿ Partial wheelchair access.

### Wildwood Escot

Escot Park, Ottery St. Mary, Devon, EX11 1LU

---

🌐 [www.devon.wildwoodtrust.org](http://www.devon.wildwoodtrust.org)

---

☎ 01404 822188

---

@ [escot@wildwoodtrust.org](mailto:escot@wildwoodtrust.org)

Wildwood Escot is a perfect family day out with the best of British wildlife and wild spaces. Lose yourself in the fantastic maze, then find yourself on a woodland trail with our stunning wolves, lynx, wildcat and more. Fly back in time at our Saxon village and test your courage on the terrifying tree-top-drop! Just off the A30 between Honiton and Exeter.


- 🚗 Feniton train station (followed by taxi/ bike ride).
- 🗓 Daily. Winter: 10am-4pm (last entry 3pm), Summer: opening times vary with the seasons, please see our website for up-to-date information. Check website for details of Christmas opening hours.
- ☺ £2 off per person for up to 4 people per membership card (up to £8 off entry). Cannot be used with family tickets or any other offer. Excludes special event days.
- ♿ Disabled access.



## Lukesland Gardens

Harford Road, Ivybridge, Devon, PL21 0JF



 [www.lukesland.co.uk](http://www.lukesland.co.uk)


 01752 691749

 [lorna.lukesland@gmail.com](mailto:lorna.lukesland@gmail.com)

24 acres of flowering shrubs, wild flowers and rare trees with Pinetum in Dartmoor National Park. Ponds, pools and waterfalls. Superb Spring and Autumn colour. Home-made teas. Dogs welcome on lead. Children's Trail. 10 miles East of Plymouth. Turn off A38 at Ivybridge. 1.5 miles north on Harford Road.

 Ivybridge (1.5m).


 Spring: 11am - 5pm Sundays, Wednesdays and Bank Holidays 14 March - 13 June, Autumn: 3 Oct - 14 Nov.  2 adult tickets for the price of 1, not including special events.

 Partial wheelchair access. Disabled toilet facilities.

## Castle Hill Gardens

Castle Hill, Filleigh, Barnstaple, Devon, EX32 0RQ

 [www.castlehilldevon.co.uk](http://www.castlehilldevon.co.uk)


 01598 760336


 [events@castlehill-devon.com](mailto:events@castlehill-devon.com)


Woodland Gardens with follies and temples set in 18th century parkland. Summer Millennium Garden, herbaceous borders. Vistas, grass terraces, statues and temples leading down to the river. Climb to the castle for spectacular views. Leave A361 (NDLR) at roundabout signed South Molton onto B3226. Take second turning right to Filleigh. Shortly after passing through Stags

Head go through drive gates following signs to car park.

 Barnstaple Railway Station 8 miles, Bus service from Barnstaple and South Molton.


 Gardens open all year Monday to Friday, 12pm to 4pm. Tea Room opening times 2021: 22 March to 29 October: Monday to Friday 12pm to 4pm.


 Discounted entry £5 per member. Not valid on special event days (see website for details).

 Restricted access for visitors in wheelchairs or those with limited mobility due to the layout of the gardens.

## Marwood Hill Garden


Marwood, Nr. Barnstaple, North Devon, EX31 4EA


 [www.marwoodhillgarden.co.uk](http://www.marwoodhillgarden.co.uk)

 01271 342528

 [info@marwoodhillgarden.co.uk](mailto:info@marwoodhillgarden.co.uk)

Marwood Hill is a magical and very special 20 acre private garden with three lakes, set in a valley tucked away in North Devon only 4 miles from Barnstaple. The view across the valley from the Garden Tea Room is spectacular, the food served is delicious, and the Plant Sales & Nursery area is sure to tempt you with the variety of unusual plants. Special group rates and menus available. Dogs welcome. Coach and car parking.

 No regular bus service. Barnstaple Train Station.

 Open daily 24th March to 30th September. Gardens open 10am – 5pm. Plant sales 11am – 4.30pm. The Garden



Mapperton House and Gardens



Tea Room open 10am – 4.30pm. Contact property for October and special winter opening times and events.

☺ 2 adult tickets for the price of 1

♿ Yes but limited as the garden is set in a valley. Ramped access to Plant Centre and Garden Tea Room. Please contact property for more information.

## Dorset

### Edmondsham House & Garden

Edmondsham, Wimborne, Dorset, BH21 5RE

🌐 [www.aboutbritain.com/edmondshamhouse.htm](http://www.aboutbritain.com/edmondshamhouse.htm)

☎ 01725 517207

@ [Julia.edmondsham@homeuser.net](mailto:Julia.edmondsham@homeuser.net)

As featured in Country Life and The Dorset Magazine. A fine Tudor/Georgian manor house with Victorian stables and 12th century church nearby, 6 acre garden and 1 acre organic walled garden. Teas on some Wednesdays in April & October only. In Cranborne Chase between Cranborne and Verwood, off the B3081.

🚗 Salisbury & Bournemouth Stations (17 miles). No public transport into Edmondsham village.

📅 Gardens only: Wednesdays and

Sundays 2pm to 5pm. House and Gardens: Wednesdays ONLY in April AND October.

☺ 2 adult tickets for the price of 1.

♿ Wheelchair access.

### Mapperton House and Gardens

Mapperton, Beaminster, Dorset, DT8 3NR

🌐 [www.mapperton.com](http://www.mapperton.com)

☎ 01308 862645

@ [office@mapperton.com](mailto:office@mapperton.com)

Terraced valley gardens surround a Tudor/Jacobean manor house, stables & dovecote, croquet lawn, Italianate formal garden with fountains, orangery, grottoes, and a 17th century summer house. Off A3066 Crewkerne or A356 from Dorchester, take B3163.

🚗 Crewkerne Station (8 miles).

📅 Please check website / phone for details.

☺ 2 adult tickets for the price of 1 to gardens only on Wednesdays and Thursdays only. Excludes special events.

♿ Wheelchair access to upper levels.

### Wolfeton House

Wolfeton, Dorchester, Dorset, DT2 9QN

☎ 01305 263500

@ [kthimbleby.wolfeton@gmail.com](mailto:kthimbleby.wolfeton@gmail.com)

Grade I\* medieval & Elizabethan house. Magnificent carved oak panelling, splendid plaster ceilings, grand fireplaces, unique stone great stairs and 17th century pictures and furniture. 1.5 miles from Dorchester on A37 towards Yeovil.

🚗 Dorchester Station.

📅 June to end of September; Monday,



- ☺ Wednesday, Thursday; 2pm - 5pm.
- ☺ 2 adult tickets for the price of 1. Does not include groups.
- ♿ Wheelchair access to ground floor.

## Durham

### The Bowes Museum

Newgate, Barnard Castle, County Durham, DL12 8NP

🌐 [www.thebowesmuseum.org.uk](http://www.thebowesmuseum.org.uk)

☎ 01833 690606

@ [info@thebowesmuseum.org.uk](mailto:info@thebowesmuseum.org.uk)

This magnificent French style château houses some of the best collections of fine and decorative arts in the UK. With a varied exhibition programme, romantic history, stunning galleries, beautiful gardens, parkland and children's play area, family activities, and acclaimed Café Bowes and Shop there are plenty of memories to be made.

- 🚌 Darlington Station is 17 miles away. Buses 75 and 76 from Darlington; Buses 8 and 85 from Bishop Auckland; Bus 79 from Richmond.
- 📅 Daily 10am - 5pm. Closed only 25th & 26th December & 1st January.
- ☺ 10% Discount
- ♿ Wheelchair access to the museum including shop, Café Bowes and disabled toilet.

### Head of Steam Darlington Railway Museum

North Road Station, Darlington, DL3 6ST

🌐 [www.head-of-steam.co.uk](http://www.head-of-steam.co.uk)

☎ 01325 405060

@ [headofsteam@darlington.gov.uk](mailto:headofsteam@darlington.gov.uk)

Head of Steam Museum offers a unique experience to visitors through interactive displays and audio visual equipment, telling the story of the history of Darlington and the impact of railways. The museum is about 1 mile from the town centre on the A167 and is clearly signposted.

- 🚌 North Road Station 2 minutes away. Regular buses from town centre.
- 📅 April to October: Tuesday to Sunday 10am - 4pm. October to March: Wednesday to Sunday 11am- 3.30pm

- ☺ 2 adult tickets for the price of 1. Not to be used in conjunction with any other offer or on event days.
- ♿ Wheelchair access.

## Essex

### Layer Marney Tower

Layer Marney, Colchester, Essex, CO5 9US

🌐 [www.layermarneytower.co.uk](http://www.layermarneytower.co.uk)

☎ 01206 330784





@ [info@layermarneytower.co.uk](mailto:info@layermarneytower.co.uk)



Hylands House and Estate




Stunning Tudor gatehouse, so impressive that Henry VIII came to stay before they finished building it. Shop, tearoom, gardens, country walks. Standing within the Essex landscape it commands views to the River Blackwater and beyond. Signed off Colchester Maldon Road. April open days have extra opening for bottle feeding lambs – see website for more details and other events.

-  Witham station 7 miles away.
-  Open 11am-5pm from 24th March - 26th September. Due to the uncertainty of what will be possible and when, please check our website to see exact open days and times.
-  2 adult tickets for the price of 1 excluding special events.
-  Wheelchair access everywhere but Tower.

### Hylands House and Estate

London Road, Chelmsford, Essex, CM2 8WQ

 [www.hylandsestate.co.uk](http://www.hylandsestate.co.uk)

 01245 605500

 [hylands@chelmsford.gov.uk](mailto:hylands@chelmsford.gov.uk)

Hylands Estate is a prestigious grade II\* listed public park encompassing 574 acres of historic parkland. The beautifully renovated Neo-Classical elegant villa Hylands House is open to the public on select days. The Stables house a café, visitor centre and resident artist studios. Within the park there are formal Victorian Gardens and ancient woodlands that are accessible as well as an award-winning accessible children's Adventure Playground.


-  Chelmsford Rail Station, 15 minutes away.

-  21st March, 18th April, 16th May, 20th June, 18th July, 19th September, 17th October, 21st November, 19th December
-  Free of charge on Open days - listed above.
-  Fully Accessible

### Ingatestone Hall





Hall Lane, Ingatestone, Essex, CM4 9NR

 [www.ingatestonehall.com](http://www.ingatestonehall.com)

 01277 353010

 [house@ingatestonehall.co.uk](mailto:house@ingatestonehall.co.uk)

16th century mansion built by Sir William Petre, Secretary of State to 4 Tudor monarchs, and occupied by his descendants. The house retains many original features including priests' hiding places. Half a mile from London end of Ingatestone High Street via Station Lane.


-  Ingatestone Station (0.5 mile).
-  4th April to 29th September:  
Wednesday, Saturday & Bank Holiday  
Mondays, 12 noon - 5 p.m.
-  2 adult tickets for the price of 1. Not available for special events.
-  Partial wheelchair access.

### Gloucestershire

#### Cerney House Gardens

Cerney House Gardens, The Garden House, North Cerney, Cirencester, GL7 7BX

 [www.cerneygardens.com](http://www.cerneygardens.com)


 01285 831300


 [janet@cerneygardens.com](mailto:janet@cerneygardens.com)


A romantic garden set around a Victorian walled garden. Highlights include a working kitchen garden, large herbaceous borders,



nature trail and woodland walk. Coffee, tea and cakes available. Turn off A435 opposite The Bathurst Arms.

 Kemble Station. Bus stop at the end of the lane.


 30th January - 31st October.  
Daily, 10am-7pm.

 2 tickets for the price of 1, excluding event days.

 Wheelchair access.

## Chavenage House

Chavenage, Tetbury, Gloucestershire,  
GL8 8XP


 [www.chavenage.com](http://www.chavenage.com)

 01666 502329

 [info@chavenage.com](mailto:info@chavenage.com)

Elizabethan Manor House containing furniture, pictures & relics of Cromwellian period, amid the tranquil Cotswolds, with Family Chapel close by. Spacious gardens with unspoilt views. Generally tours conducted by owner or his family. Featured as Candleford Manor in the costume drama 'Lark Rise to Candleford'; for five seasons, Chavenage was the home of the Poldark family, as it featured as Trenwith in the hugely popular Poldark. The latest credit for Chavenage is playing Randalls in the 2020 version of Emma. A hidden gem of the Cotswolds.

 Kemble (9 miles) or Stroud (7 miles) Stations. Bus Tetbury 2 miles.

 Normal times are May - September; Thursdays & Sundays; 2pm-5pm, last admission 4pm. Please check website before visiting.

 Half price admission for a tour of the House. Excluding Bank Holidays


 Wheelchair access downstairs only.

## Whittington Court

Whittington, Cheltenham, Gloucestershire,  
GL54 4HF


 [www.whittingtoncourt.co.uk](http://www.whittingtoncourt.co.uk)

 01242 820556

 [lucy@whittingtoncourt.co.uk](mailto:lucy@whittingtoncourt.co.uk)

Cotswold Elizabethan manor house in historical setting adjoining Norman church, listed stable-block and barn, with family possessions including good collections of glass, ceramics and minerals. Hand printed textiles. 4 miles East of Cheltenham off A40.

 Cheltenham Station (4 miles).

 3rd April to 18th April and 14th August to 30th August.

 Half price admission.

 Limited wheelchair access.

## Woodchester Mansion

Woodchester Mansion Trust, Woodchester Park, Nympsfield, Stonehouse, Gloucestershire, GL10 3TS


 [www.woodchestermansion.org.uk](http://www.woodchestermansion.org.uk)


 01453 861541


 [info@woodchestermansion.org.uk](mailto:info@woodchestermansion.org.uk)


Hidden in a wooded valley near Stroud is one of the most intriguing houses in the country. Woodchester Mansion was started in the mid-1850s, but abandoned incomplete. It offers a unique insight into traditional building techniques and offers occasional courses in stone-carving. The attics house breeding colonies of rare greater and lesser horseshoe bats which can be viewed with state-of-the-art

imaging. The Mansion is available to hire for any occasion including private parties, photoshoots, paranormal investigations and much more. Private tours for small groups available any day.

 Stroud train station 5 miles. Stagecoach 65 from Stroud (very limited service).

 Friday 3rd April to Sunday 31st October.  
Friday - Sunday, 11am - 5pm. Also open on Bank Holidays.


 2 adult tickets for the price of 1.  
Excludes special event days.

 Limited wheelchair access to the ground floor only. Please phone before visit.

## Berkeley Castle

Berkeley, Gloucestershire, GL13 9PJ


 [www.berkeley-castle.com](http://www.berkeley-castle.com)

 01453 810303

 [info@berkeley-castle.com](mailto:info@berkeley-castle.com)

In 864 years the Berkeley family have transformed a forbidding fortress into a comfortable family home. Fine furniture, silver, paintings and tapestries, film location for BBC's Wolf Hall & Poldark and the feature film Johnny English Strikes Again. Terraced gardens and rare plants. Yurt Restaurant. Picnic area. Location; Berkeley, just off the A38/B4066, between J13 & J14 off the M5.

 Cam & Dursley Station (4 miles). Very limited bus service.

 Reopening on Sunday 28th March until Sunday 31st October. Sunday - Wednesday: 11am - 4pm. Please check our website as on rare occasions we may need to deviate from these opening times.


New Forest Wildlife Park



## New Forest Wildlife Park


Deerleap Lane, Nr. Ashurst, Southampton, Hampshire, SO40 4UH


 [www.newforestwildlifepark.co.uk](http://www.newforestwildlifepark.co.uk)


 02380 292408

 [info@newforestwildlifepark.co.uk](mailto:info@newforestwildlifepark.co.uk)

Where can you see a majestic lynx, a fluttering tropical butterfly or a howling wolf? At New Forest Wildlife Park of course! This lovely woodland park, in the heart of the New Forest, is home to many species of owls plus plenty of amazing mammals, reptiles and birds. You can see 5 species of otters, including giant otters, Eurasian otters, smooth-coated otters & Asian short-clawed otters. There are European bison, red deer, roe deer, Scottish wildcats, harvest mice, mouflon, wallabies, foxes, ferrets, polecats, pine martens, wild boar & hedgehogs, plus many more British and European native species. With friendly keepers happy to talk to you about the animals & the park's conservation work, & 2 fabulous adventure playgrounds where kids can let off steam, New Forest Wildlife Park makes a great day out for wildlife lovers of all ages. See website or the park's Facebook page to find out more.

 Totton rail station is approx 55 minute walk but please note there are no footpaths along Deerleap Lane. Taxi rank at station. Ashurst rail station (approx 2 miles); trains from London and Poole arrive at 40mins past the hour in both directions. On arrival at Ashurst there are a number of easy ways to reach us. Taxi - for an easy


 2 adult tickets for the price of 1. Excludes special event days and Bank Holiday weekends.


 Wheelchair access limited (due to steps).

## Hampshire

### King John's House & Museum

Church Street, Romsey, Hampshire, SO51 8BT


 [www.kingjohnshouse.org.uk](http://www.kingjohnshouse.org.uk)


 01794 512200

 [generalmanagerkjh@gmail.com](mailto:generalmanagerkjh@gmail.com)

Discover a slice of Romsey's hidden history at King John's House, an intriguing

medieval building with Tudor extension and Victorian Museum set in an idyllic period-style garden. Miss Moody's Tudor Tea Room welcomes visitors with delicious homemade lunches, cakes and traditional cream teas. Find us hidden between Romsey Visitor Information Centre and the Post Office, opposite Romsey Abbey.

 Romsey station, 10 minute walk. Numerous buses to Romsey town centre.

 Open All Year Excluding Christmas to New Year. See our website for opening times.

 2 adult tickets for the price of 1.

 Limited wheelchair access.



life from Ashurst a taxi costs approx £7 to £8. Book a taxi on 023 8029 3399 or contact us for more assistance. By bus: the Bluestar 6 bus runs between Southampton.



Spring/Summer: 10.00am - 5.30pm.

Autumn/Winter: 10.00am - 4.30pm or dusk.



Child Free entry (age 3 to 16) with one adult paying the standard entry price as advertised on our website on the day, note not valid bank Holidays or Bank Holiday weekends, cannot be used with any other offer. Valid up to 31 December 2021. One visit per household address, and with a valid CPRE membership card.



We welcome wheelchair and mobility scooter users and visitors with limited mobility. However, the woodland trails and natural forest environment may pose difficulties for some visitors. Please telephone the park prior to your visit to discuss your requirements, and we'll do our best to help.

## Stansted Park

Rowlands Castle, Hampshire, PO9 6DX

[www.stanstedpark.co.uk](http://www.stanstedpark.co.uk)

02392 412265

[enquiry@stanstedpark.co.uk](mailto:enquiry@stanstedpark.co.uk)

Set in 1800 acres of glorious parkland. Magnificent state rooms, authentic Servants' Quarters. Victorian walled garden, yew maze and tearoom. Garden centre, ancient chapel, arboretum and Stansted light railway. On the Hampshire/West Sussex border. Available for weddings and private hire.

Taxis from Havant Station (4 miles away). 2 mile forest walk from Rowlands



Castle station.

Easter to end September: Sunday - Wednesday. 1pm - 5pm (last entry 4pm)



2 adult tickets for the price of 1.

Excludes special events.



Disabled access.

## Gilbert White & The Oates Collections

High Street, Selborne, Hampshire, GU34 3JH

[www.gilbertwhiteshouse.org.uk](http://www.gilbertwhiteshouse.org.uk)

01420 511275

[info@gilbertwhiteshouse.org.uk](mailto:info@gilbertwhiteshouse.org.uk)

Discover three stories about explorers of the Natural World. The home of Gilbert White, the 18th century pioneering

naturalist, set in 25 acres of parkland and gardens. Captain Oates and his journey to the South Pole and his Uncle, Frank Oates, Victorian explorer.



Alton or Liss Stations. Buses from Petersfield and Alton.



1st Jan-Feb half-term: Fri-Sun 10.30am-4.30pm, Feb half-term-31st Mar: Tue-Sun 10.30am-4.30pm, 1st Apr-30 Jun: Tue-Sun 10.30am-5pm, 1st Jul-30th Sept: Mon-Sun 10.30am-5pm, 1st Oct-24th Dec: Tue-Sun 10.30am-4.30pm. Open Bank Holiday Mondays.




Half price admission.



Wheelchair access to ground floor & parts of garden.



St Pauls Walden Bury



## Hertfordshire

### St Pauls Walden Bury

St Pauls Walden, Hitchin, Hertfordshire, SG4 8BP



[www.stpaulswaldenbury.co.uk](http://www.stpaulswaldenbury.co.uk)


[stpaulswalden@gmail.com](mailto:stpaulswalden@gmail.com)

Grade I listed formal woodland garden, laid out about 1720, covering 50 acres. Long avenues and rides lined with clipped beech hedges lead to temples, statues and ponds. Seasonal displays of snowdrops, daffodils, magnolias, rhododendrons and lilies. Wild flower areas include banks of cowslips. Childhood home of Queen Elizabeth the

Queen Mother. On B651, 5 miles south of Hitchin, ½ mile north of Whitwell village.

Homemade teas.

 Hitchin 5 miles, Stevenage 7 miles, Harpenden 8 miles, St Albans 10 miles.  
 2pm - 7pm Sundays – 11th April, 9th May, 13th June and other times by appointment.

 2 adult tickets for the price of 1 for dates specified in opening times only. Discount does not apply to visits by appointment.


 Wheelchair access.

## Isle of Wight

### Dimbola Museum & Galleries

Terrace Lane, Freshwater Bay, Isle of Wight, PO40 9QE


 [www.dimbola.co.uk](http://www.dimbola.co.uk)


 01983 756814


 [elissa.blizzard@dimbola.co.uk](mailto:elissa.blizzard@dimbola.co.uk)

Former home of Julia Margaret Cameron, pioneering Victorian photographer. Exhibition of Julia's work, vintage cameras and Victorian dressing-up room. There is also a programme of contemporary and historic photography exhibitions so there will always be something different to enjoy. Free entry to the tearoom and gift shop.

 No 7 Bus stops in Freshwater town 15/20 minute walk away from Dimbola. No 12 or FYT bus stops by Dimbola.

 Please check our website for opening hours.

 2 for 1 admission.


 Wheelchair access to ground floor including tea room, gift shop and WC. Stairlift to upstairs galleries.

## Kent

### Roman Painted House

New Street, Dover, Kent, CT17 9AJ


 [www.theromanpaintedhouse.co.uk](http://www.theromanpaintedhouse.co.uk)


 01304 203279

The Roman Painted House, the finest Roman House on show in Britain, was discovered by Kent Archaeological Rescue Unit. 25 years of excavation across ancient Dover by the Unit have uncovered 50 major structures. The Painted House was the best preserved and is now a major tourist attraction. Many display panels, finds and commentaries with unique wall murals and



underfloor hypocausts. Excavated in 1970 and opened in 1977. Many display panels, finds and commentaries. Located in Dover town centre, railway and buses close by.

 Dover Priory Station (600 yards). Several buses to town centre.

 April to September 10:00am -4:30pm (Tue-Sat). Not open Mondays or Sundays.


 2 adult tickets for the price of 1.

 Wheelchair access.

## Lullingstone Castle & The World Garden

Lullingstone Park, Eynsford, Dartford, Kent, DA4 0JA


 [www.lullingstonecastle.co.uk](http://www.lullingstonecastle.co.uk)


 01322 862114

 [info@lullingstonecastle.co.uk](mailto:info@lullingstonecastle.co.uk)

Lullingstone Castle dates to the 15th century and has remained in the same family ever since. It boasts Henry VIII and Queen Anne amongst its royal visitors. The current heir Tom Hart Dyke, after his kidnap ordeal in Colombia in 2000, has created a garden in the shape of the world, containing some 8,000 unusual plants.

 Eynsford Station, 3/4 mile.

 3rd April to 31st October, Friday, Saturday and Sunday, plus Bank Holiday Mondays. 12 - 5pm.

 50% off ticket price, excluding events (see website for more details).

 Limited wheelchair access to ground floor and grounds.

## Wildwood

Herne Common, Herne Bay, Kent, CT6 7LQ


 [www.wildwoodtrust.org](http://www.wildwoodtrust.org)


 01227 712111

 [info@wildwoodtrust.org](mailto:info@wildwoodtrust.org)

Wildwood near Canterbury is a great day out for all ages where you can see amazing British wildlife from past & present. Set in 40 acres of ancient British woodland is a stunning collection of over 200 British animals in natural enclosures. See bears, wolves, otters, badgers, owls, lynx, beavers, bison, wild boar, reindeer and many more as you walk around the twisting trails. Finish your day by letting your kids go wild in our amazing adventure play park featuring Kent's tallest vertical drop slide, twisting tube slide, pine marten towers &

special area for under-5's. Join our experts at weekends & school holidays for close-up animal talks and feeds. Visit the Beaver Lodge Cafe or enjoy your own food in our spacious picnic area. Wildwood is not just a wildlife park but also a unique conservation project which aims to protect native British wildlife & bring back the original wild wood. Every visit helps to preserve some of the UK's most endangered animals.

 Triangle bus route between Canterbury, Whitstable and Herne Bay.

 Opening hours vary with the seasons, please see our website for up-to-date information. Dropslide open weekend and school holidays only, dependent on weather.



## Belmont House & Gardens



- ☺ Save £2.50 per day ticket for up to four people per membership card. Can not be used in conjunction with other offers.
- ♿ Yes but be aware the woodland can get muddy.

## Belmont House and Gardens

Belmont House, Belmont Park, Throwley, Faversham, Kent, ME13 0HH

🌐 [www.belmont-house.org](http://www.belmont-house.org)

☎ 01795 890202

@ [administrator@belmont-house.org](mailto:administrator@belmont-house.org)

An elegant 18th century house set in beautiful parkland. Gardens include a pinetum with grotto, a walled garden and a kitchen garden with Victorian greenhouses.

Its contents echo ownership by the Harris family since 1801, including mementos of careers in India and Trinidad, along with an extensive clock collection.

- 🚗 Faversham station approx. 6 miles.
- 📅 Gardens open daily, 10am- 6pm (or dusk if earlier). If you are interested in visiting the house, please see the website for further details (house not included in discount scheme).
- ☺ Half price admission on gardens only. Not valid on special event days.
- ♿ Wheelchair access for all grounds.

## Brogdale Collection

Brogdale Farm, Brogdale Road, Faversham, Kent, ME13 8XZ

🌐 [www.brogdalecollections.org](http://www.brogdalecollections.org)

☎ 01795 536250

@ [info@brogdalecollections.org](mailto:info@brogdalecollections.org)

Home of the National Fruit Collection. Set in 150 acres, discover over 2,200 varieties of apples along with pears, cherries, soft fruit, nuts & more. 10 minutes from the M2 at Junction 6.

- 🚗 Faversham railway station 3 miles.
- 📅 Self guided walks available all year. Guided walks from April until October. Open daily 10am to 5pm.
- ☺ 2 for 1 discount on all Orchard passes. Not valid for All Event passes.
- ♿ Disabled access.

## Lancashire

### Leighton Hall

Leighton Hall, Carnforth, Lancashire, LA5 9ST

🌐 [www.leightonhall.co.uk](http://www.leightonhall.co.uk)

☎ 01524 734474

@ [accounts@leightonhall.co.uk](mailto:accounts@leightonhall.co.uk)

Visit the award-winning Leighton Hall and join one of our fascinating tours of this beautiful historic house. As well as enjoying the woodland walk, there is the traditional garden, gift shop and plant stand, charming tearooms and birds of prey display - weather permitting. Childrens Play area.

- 🚗 Carnforth station, 3 miles away. Silverdale Rail Station and then walk or by bus.
- 📅 Open for Summer Season: May – September, 2pm – 5pm, check website for details. Visits must be pre-booked via our website
- ☺ 2 adult tickets for the price of 1 during



standard opening dates entered in guide. Not valid at special events.



Partial accessibility.

## Browsholme Hall

Clitheroe Road, Cow Ark, Clitheroe, Lancashire, BB7 3DE

[www.browsholme.com](http://www.browsholme.com)

01254 827160

[cturner@browsholme.com](mailto:cturner@browsholme.com)

Ancestral home of the Parker family since 1507. Major collection of portraits, furniture, arms, stained glass & antiquities. 1 mile from Bashall Eaves & 5 mile North West of Clitheroe.

Clitheroe Station (5 miles).

Please check the website or call for opening times.

Half price admission.

Wheelchair access to ground floor.

## Leicestershire

### Rockingham Castle

Rockingham, Market Harborough, Leicestershire, LE16 8TH

[www.rockinghamcastle.com](http://www.rockinghamcastle.com)

01536 770240

[estateoffice@rockinghamcastle.com](mailto:estateoffice@rockinghamcastle.com)

A royal castle and a family home for 450 years. The predominantly Tudor building, within Norman walls, has architecture, furniture and works of art. 18 acres of formal and wild garden command a splendid view of 5 counties. Located on the A6003 North of Corby.

Kettering and Corby stations.

Please check the website for opening times.

Tickets must be purchased in advance. Once you have purchased one ticket, email your order confirmation to [estateoffice@rockinghamcastle.com](mailto:estateoffice@rockinghamcastle.com) along with proof of your membership, and a free ticket will be issued. 2 working days' notice are required to process the tickets.



Wheelchair access on ground floor only.

## Lincolnshire

### Burghley House

Burghley Park, Stamford, Lincolnshire, PE9 3JY

[www.burghley.co.uk](http://www.burghley.co.uk)

01780 752451



[burghley@burghley.co.uk](mailto:burghley@burghley.co.uk)


The largest & grandest house of the first Elizabethan age. Built by William Cecil, Lord High Treasurer to Elizabeth I & still lived in by his descendants. The world famous collection of art & porcelain make Burghley a real 'Treasure House'. Fully licensed Orangery Restaurant (in Capability Brown designed building). Gardens of Surprise, incorporating the Historical Garden of Surprises and the Contemporary Sculpture Garden. Close to the A1, 1 mile east of Stamford on the B1443, clearly signposted.



Elsham Hall Gardens & Country Park



 Stamford Station (1 mile).  
 Saturday, 20th March to Sunday, 31st October 2021 (closed Thursday, 2nd September – Sunday, 5th September 2021 for Horse Trials). Open Wednesday – Sunday 10.30am – 4.30pm. Timeslot bookings required.


 2 adult tickets for the price of 1.

 Wheelchair access.

## Elsham Hall Gardens and Country Park

Elsham, Brigg, North Lincolnshire, DN20 0QZ


 [www.elshamhall.co.uk](http://www.elshamhall.co.uk)


 01652 688698

 [enquiries@elshamhall.co.uk](mailto:enquiries@elshamhall.co.uk)

Privately owned gardens and country park


with beautiful lakeside garden, secret garden, contemporary walled garden with animals and birds, and adventure playground. The perfect place for a family day out. Lambing days in the Spring and special events on Bank Holiday weekends. Traditional afternoon teas available from the Secret Garden tea rooms. Entry from B1206 Brigg/Barton Road. Within easy access off M180/55 Humber Bridge turn off (follow the Brown Heritage signs).

 Barnetby Station (about 4 miles). Call Connect operates locally.

 11 - 5 Monday to Friday, 10 - 5 Weekends. 4pm close in the winter months.

 2 Adult tickets for the price of 1,


excluding special events. Current entrance fee for single adult: £5.75.

 Wheelchair access & toilets.

## Doddington Hall & Gardens

Doddington, Lincoln, Lincolnshire, LN6 4RU


 [www.doddingtonhall.com](http://www.doddingtonhall.com)


 01522 694308


 [info@doddingtonhall.com](mailto:info@doddingtonhall.com)

Begun in 1595 by Robert Smythson, one of England's foremost Elizabethan Architects. Doddington Hall is a fine example of a late Elizabethan Mansion, it is still a lived-in and much loved family home, alive with history and interest. Over 400 years of unbroken family occupation has resulted in fascinating collections of furniture, weaponry, paintings, ceramics, textiles, household objects, porcelain and a wealth of amusing stories all to be found in and around Doddington Hall. 5 miles West of Lincoln on the B1190 signposted from the A46 Lincoln bypass, and A57 between the A1 & Lincoln.

 Hykeham Train Station; 3.8 miles. Lincoln train & bus services; 4.8 miles.

 The Hall & Gardens are open on selected days from April-September. Coronavirus-depending, tickets may have to be pre-booked. Please see website for details.

 2 adult tickets for the price of 1 on House & Gardens tickets only (does not apply to gardens only tickets). Only valid during normal opening times, does not include special events or Christmas opening.

 Disabled parking. 2 for 1 entrance for wheelchair user and carer. Virtual tour



in Hall (upper floors not accessible). Disabled toilets in gardens, Farm Shop and Coffee Shop.

## London

### Freud Museum London

20 Maresfield Gardens, Hampstead, London, NW3 5SX

[www.freud.org.uk](http://www.freud.org.uk)

020 74352002

[info@freud.org.uk](mailto:info@freud.org.uk)

Visit London's most intriguing historic house museum. The Freud Museum was the final home of Sigmund Freud, the founder of psychoanalysis, who came here after fleeing Nazi-occupied Vienna. See Freud's study, preserved as he left it, and the original psychoanalytic couch on which his patients told him their dreams.

Tube/London Overground: Finchley Road/Finchley Road & Frognal. Buses: 13, 113, 187, 268, C11 all stop near Finchley Road tube. 5 minute walk from Finchley Road. See website for detailed directions.

Opening times are subject to change due to the pandemic. Please check the museum website for current opening times. All visitors must pre-book tickets via the website.

Half price admission on full adult fee only (not concessions), on presentation of a valid CPRE membership card.

Wheelchair access limited to ground floor, including Freud's study and gardens (open weather permitting).

### Dr Johnson's House

17 Gough Square, London, EC4A 3DE

[www.drjohnsonshouse.org](http://www.drjohnsonshouse.org)

0207 3533745

[curator@drjohnsonshouse.org](mailto:curator@drjohnsonshouse.org)

Built circa 1700, this atmospheric four-storey townhouse was home and workplace to Samuel Johnson (1709 - 1784) in the mid-18th century, and it was in the Garret that he wrote his influential "Dictionary of the English Language". Historic interior, library, audio guide,


foreign interpretation available. Gift shop and childrens' costumes.

Rail: Farringdon/City Thameslink/Blackfriars. Underground: Chancery Lane or Blackfriars. Bus: Fleet Street.

Please check the website for opening dates and times.

2 adult tickets for the price of 1. Cannot be used in conjunction with any other offer.

Regrettably no wheelchair access and many steps in the House. Audio guide is available free of charge to visually impaired visitors.




Stody Lodge Gardens




## Syon Park


Syon House, London Road, Brentford, Middlesex, TW8 8JF


 [www.syonpark.co.uk](http://www.syonpark.co.uk)


 020 8560 0882

 [info@syonpark.co.uk](mailto:info@syonpark.co.uk)

The London home of the Duke of Northumberland, built on the site of a medieval Abbey, contains some of Robert Adam's fine interiors with the spectacular Great Conservatory surrounded by 'Capability' Brown landscaped gardens.

 Gunnersbury (District Line) then 267 or 237 bus to Brent Lea. E8 bus from Ealing Broadway underground. Short

 walk from Syon Lane rail station. Please check the website for opening times.

 2 adult tickets for the price of 1. Not valid for special events.


 Limited wheelchair access.

## Norfolk

### Stody Lodge Gardens

Stody Lodge, Stody Estate, Melton Constable, Norfolk, NR24 2ER


 [www.stodylodgegardens.co.uk](http://www.stodylodgegardens.co.uk)

 01263 863994

 [enquiries@stodyestate.co.uk](mailto:enquiries@stodyestate.co.uk)


Stody Lodge Gardens is well-known for

the sheer intensity of its planting together with the carefully planned riot of colour on a grand scale, 14 acres in total. The extensive collection of rhododendrons and azaleas, magnolias and camellias, all under-planted with bluebells and spring bulbs, continue to make this family garden one of the most exciting to visit in the country. The four acre Azalea Water Gardens, approached via the long rhododendron-lined drive, is considered to be the largest mass planting of azalea mollis (around 2,000 plants) in the UK.

 Norwich rail station 40 minutes by road. Bus station in Holt.

 1pm – 5pm on Sunday 2nd May, Sunday 9th May, Sunday 16th May, Monday 17th to Friday 21st May inclusive, Sunday 23rd May, Sunday 30th May and Bank Holiday Monday 31st May.


 Half price admission.

 Accessible, but only partially accessible to Azalea Water Gardens.

## Bishop Bonner's Cottage Museum

St. Withburga Lane, Dereham, NR19 1ED

 [www.derehamhistory.com](http://www.derehamhistory.com)


 01362 691455 (not at the site)


 [ken-hawkins@tiscali.co.uk](mailto:ken-hawkins@tiscali.co.uk)


The Museum is housed in a beautiful timber-framed, thatched building, particularly noted for its unusual coloured parquetry. Originally three cottages, it is the oldest surviving domestic building in Dereham, with its original sloping ceilings, tiny rooms, twisting staircases and wooden beams. It is now the town's Museum, housing displays of local artefacts, exhibitions and photographs, showing how life in Dereham has changed over the




centuries. Leave the Market Place with the war memorial behind you. Turn right down Church Street, towards St Nicholas' Church and the museum is on your left just before you reach the church.

 Local bus services, as well as the long distance Peterborough to Norwich First excel service, all call in the Market Place, from which the Museum is just a couple of minutes' walk.

 Planned for Fridays and Saturdays from the beginning of May to the end of September, but may be delayed pending completion of necessary maintenance. For latest opening times, see [www.derehamhistory.com/opening-times.html](http://www.derehamhistory.com/opening-times.html).


 2 adult tickets for the price of 1 (children under 16 are free, but must be accompanied by an adult)

 The nature of this old building, with its narrow doorways, steep staircases and uneven floors, precludes wheelchair access to all but the first room.

## Raveningham Gardens


Raveningham, Norwich, Norfolk, NR14 6NS

 [www.raveningham.com](http://www.raveningham.com)

 01508 548480


 [sonya@raveningham.com](mailto:sonya@raveningham.com)

Gardens surrounding Georgian Hall. Victorian walled kitchen garden, Stumpery, glasshouses, herb garden, millennium lake, sculptures, specialising in galanthus and agapanthus. Details of special events can be found on the website. 10 miles South East of Norwich. Sign-posted off A146 at Hales.

 Norwich Station 15 miles.

 Please see our website for details.

Please specify CPRE membership number 2 for 1 when completing visiting form.


 2 adult tickets for the price of 1, excluding special events.

 Partial wheelchair access.

## Mannington Estate


Mannington, Norwich, Norfolk, NR11 7BB


 [www.manningtonestate.co.uk](http://www.manningtonestate.co.uk)


 01263 584175


 [admin@walpoleestate.co.uk](mailto:admin@walpoleestate.co.uk)

Gardens surround this medieval moated manor house. Wide variety of plants, shrubs and trees with an extensive collection of heritage and modern roses. Hall open by appointment for special interest groups and on some summer garden open days. Signposted off the B1149 Norwich/Holt Road.

 Very limited. 2 miles for buses to Saxthorpe.

 Please check the website for opening times.


 Half of normal full price admission excluding charity days and events.

 Reasonable access with reserved parking, lavatories and boardwalk across meadow with wheelchair accessible bird hide.

## Fairhaven Woodland & Water Garden

School Road, South Walsham, Norwich, Norfolk, NR13 6DZ

 [www.fairhavengarden.co.uk](http://www.fairhavengarden.co.uk)

 01603 270449

 [enquiries@fairhavengarden.co.uk](mailto:enquiries@fairhavengarden.co.uk)

130 acres of ancient woodland, water gardens

and a private broad, set in the Norfolk countryside. Over 3 miles of woodland walks, boat trips throughout the summer season,



The Wells & Walsingham Light Railway



website for details of the various events planned throughout the year.

- Norwich Station; a good mile away, bus service; bus stop outside gate. There is no parking at the Garden.
- All year round; 9am - 6pm. Check on website for variation on Winter opening times.
- Half price admission.
- Partial wheelchair access.

### The Wells & Walsingham Light Railway

Wells to Walsingham Light Railway,  
Wells-next-the-sea, Norfolk, NR23 1QB

[www.wwlr.co.uk](http://www.wwlr.co.uk)

01328 711630

[wellswalsinghamrailway@gmail.com](mailto:wellswalsinghamrailway@gmail.com)

4 mile steam train journey through glorious North Norfolk countryside from Wells to Walsingham. Running for over 30 years, this charming 10¼" narrow gauge steam railway is a fun time for all the family. Signal Box Cafe at Wells Station.

- Coasthopper bus (100 yards). Large coach/car park at Wells Station.
- Please check the website for opening times.
- Half price admission. Only applies to normal service. Excludes special events.
- Limited. Please call for further information.

### Holkham Hall

Holkham Estate Office, Wells-next-the-sea,  
Norfolk, NR23 1AB

[www.holkham.co.uk](http://www.holkham.co.uk)

01328 713111

children's nature trail, bird hide, sensory garden and programme of events throughout the year, please see website for details. Our visitors centre has been awarded 'Highly Commended' status from the CPRE Norfolk Awards. 9 miles East of Norwich, signposted on A47 at B1140 Junction.

- Acle Railway Station 3 miles.
- Open every day except Christmas Day. 10am to 5pm March to end September. 10am to 4pm October to end February. This is subject to change. Please check website before travelling.
- 2 for the price of 1 (cheapest ticket free). Does not apply to special events.
- 100% of gardens accessible by wheelchair. Fully accessible facilities.

### Plantation Garden

4 Earlham Road, Norwich, Norfolk, NR2 3DB

[www.plantationgarden.co.uk](http://www.plantationgarden.co.uk)

[secretary@plantationgarden.co.uk](mailto:secretary@plantationgarden.co.uk)

The Plantation Garden is a grade II\* English Heritage registered garden established in a medieval chalk quarry close to Norwich city centre, adjoining the Catholic Cathedral. During the mid-20th century the garden fell into disrepair and became completely neglected and overgrown. The Plantation Garden Preservation Trust, run by volunteers, was formed in 1980 to begin the restoration of the garden. The garden comprises nearly 3 acres in all, a haven of peace and tranquillity and a glimpse into a bygone age. Its features include a Gothic fountain, flower beds, lawns, Italianate terrace, 'Medieval' terrace wall, summerhouse, woodland walkways and rustic bridge. 2020 was the 40th Anniversary of the founding of the Trust. Please visit



@ enquiries@holkham.co.uk

Home to the Earls of Leicester, this magnificent Palladian hall is a living treasure house of artistic and architectural history. Discover the interactive Holkham Stories Experience, the beautiful 18th century Walled Garden, hire a bike or a boat to enjoy the panoramic landscape and sample local produce in the gift shop and café.

🚌 The local bus stops in Holkham village 3/4 mile walk to attraction.

🕒 Please check the website or call for opening times.

😊 2 adult tickets for the price of 1, available on days Holkham Hall is open for the visitor season. Offer does not extend to events. Car parking charges apply.

♿ Full accessibility guide on our website.

## Northumberland

### Bamburgh Castle

Bamburgh, Northumberland, NE69 7DF

🌐 [www.bamburghcastle.com](http://www.bamburghcastle.com)

☎ 01668 214208

@ administrator@bamburghcastle.com

An iconic coastal castle with spectacular views. Fourteen rooms house a magnificent collection of china, porcelain, artwork and armour. The Armstrong and Aviation Artefacts Museum gives you a glimpse into the genius and legacy that Lord Armstrong left. Check the website for an ongoing programme of events and activities.

🚌 Alnmouth and Berwick-upon-Tweed. Bus stop 100m away. 4 miles from the A1 on B1341 or B1342.

🕒 When open, the hours will be 10am-5pm 7 days a week.

😊 20% discount on admissions. Not valid on Family tickets or car parking.

♿ Limited access. DVD presentation.

### Chillingham Castle

Chillingham, Alnwick, Northumberland, NE66 5NJ

🌐 [www.chillingham-castle.com](http://www.chillingham-castle.com)

☎ 01668 215359

@ enquiries@chillingham-castle.com

A medieval family fortress. Dungeons, torture chamber and state rooms. Same family line since 1246. Tearoom, gardens, self-catering apartments, woodland walks and lake. Awarded first place in the 'Independent on Sunday' top 50 castles and 4 stars by Simon Jenkins in his 'Thousand

Best Houses'. Films include Elizabeth and Most Haunted. Ghost tours and vigils. Turn off A1 towards Alnwick & follow brown heritage signs.

🚌 Alnmouth (17 miles) or Berwick-upon-Tweed Stations (24 miles).

🕒 Please check website for opening times.

😊 Half price admission.

♿ No wheelchair access.

## Oxfordshire

### Broughton Castle

Broughton, Banbury, Oxfordshire, OX15 5EB

🌐 [www.broughtoncastle.com](http://www.broughtoncastle.com)

☎ 01295 276070

@ info@broughtoncastle.com



## Stonor Park



The family home of Lord & Lady Saye and Sele for 600 years. Moated castle built in 1300 and greatly enlarged in 1550. It contains fine panelling and fireplaces, splendid plaster ceilings and good period furniture. Civil war parliamentary connections. Beautiful walled gardens, with old roses, shrubs & herbaceous borders. Tearoom, Gift Shop and free parking. 2 miles west of Banbury on B4035 Shipston-on-Stour road.

- Banbury Station.
- 1st April to 30th September. Wednesdays, Sundays and Bank Holiday Mondays, 2-5pm (last admission 4.30pm).
- 2 adult tickets for the price of 1. Offer

only applies to our open days and excludes all other special event days. Wheelchair access to ground floor and gardens.

## Stonor Park

Stonor Park, Henley-on-Thames, Oxfordshire, RG9 6HF

- [www.stonor.com](http://www.stonor.com)
- 01491 638587
- [administrator@stonor.com](mailto:administrator@stonor.com)

One of England's oldest manor houses, built and owned by the Stonor family from the 12th century in possibly the most beautiful setting of any house in England. Many unique items of furniture, tapestries,

sculptures, drawings, and family portraits are on show. Souvenir gift shop and Stonor Pantry. On B480, five miles north of Henley-on-Thames.

- Henley-on-Thames Station (5 miles). No bus service.
- Opening times: Sunday afternoon April, May, June, July, August & September.
- 2 for 1 offer to adult tickets for the house (which includes gardens but excludes the playground and events).
- Unsuitable for wheelchairs.

## Rousham House & Garden

Nr Steeple Aston, Bicester, Oxfordshire, OX25 4QX

- [www.rousham.org](http://www.rousham.org)
- 01869 347110
- [ccd@rousham.org](mailto:ccd@rousham.org)


Garden created by William Kent in 1735 and has not been altered since. Landscape garden including the seven arched Praeneste, herbaceous borders, parterre and pigeon house. A herd of rare Long-Horn cattle can be seen in the park. No tearoom or shop. Bring a picnic, wear comfortable shoes and Rousham is yours for the day. No dogs allowed. House built in 1635 by Sir Robert Dormer - only open by prior arrangement.


- Heyford Station (1 mile). S4 Oxford-Banbury bus passes the lodge gates at Rousham and will stop on request.
- Gardens open every day of the year from 10 am. Last admission is at 4.30 pm and the gardens close at dusk.
- 2 adult tickets for the price of 1 (garden only).
- Wheelchair access in garden.



## Chinnor and Princes Risborough Railway


Chinnor Station, Station Road, Chinnor,  
Oxfordshire, OX39 4ER


 [www.chinnorrailway.co.uk](http://www.chinnorrailway.co.uk)


 07979 055366

 [enquiries@chinnorrailway.co.uk](mailto:enquiries@chinnorrailway.co.uk)

A Great Western style branch line operating steam and heritage diesel trains between Chinnor and Princes Risborough stations. Sit back, relax and enjoy scenic views on a leisurely round trip along the Chiltern foothills. Look out for the wildlife & Red Kites. Free car park, cafe and souvenir shop at Chinnor Station. Cross-platform interchange with Chiltern Railways trains and paid-for car park at Princes Risborough station - Platform 4, Station Approach, Princes Risborough, Buckinghamshire, HP27 9DN.

 Chiltern Railways train services at Princes Risborough station. Bus Routes - 40 and 275 at Chinnor Station. Also, Chinnor Station is 3 miles from Junction 6 of the M40 - large free car park available. Please see website for details.


 Half-price Adult tickets ONLY when you book online using the discount code CPRE (normal Adult price £12, privilege price £6). Free travel for under 5 years and £3 flat fare for 5-15 years. Valid ONLY on Standard days. Not valid on any Gala Days, Dining Services, or Santa Specials. A £2 online transaction fee applies.


 Wheelchair access on level to platform/shop/booking office and to train at Chinnor Station. For facilities at Princes Risborough see [www.chilternrailways.co.uk](http://www.chilternrailways.co.uk)

## Rutland

### Barnsdale Gardens


The Avenue, Exton, Oakham, Rutland,  
LE15 8AH

 [www.barnsdalegardens.co.uk](http://www.barnsdalegardens.co.uk)


 01572 813200


 [info@barnsdalegardens.co.uk](mailto:info@barnsdalegardens.co.uk)

Our beautiful, award-winning 38 individually designed smaller gardens and features sit within 8 acres of landscaped gardens and make a great visit for everyone. Turn off A606 (Oakham to Stamford) at Barnsdale Lodge Hotel then 1 mile on left. Nursery, gift shop and tearoom. Plus year-round courses and events.

 Rutland Flyer Bus no. 2. Oakham station

is 4 miles away.

 Open daily except 24th & 25th December. March-Oct 9am-5pm. Nov-Feb 10am-4pm. Tea Room open daily, but stops serving ½ an hour prior to closing.

 2 adult tickets for the price of 1. Monday to Friday only. Excludes Bank Holidays.


 Wheelchair access.

## Somerset

### Hestercombe House & Gardens

Cheddon Fitzpaine, Taunton, Somerset,  
TA2 8LG

 [www.hestercombe.com](http://www.hestercombe.com)

 01823 413923





 [info@hestercombe.com](mailto:info@hestercombe.com)



Glastonbury Abbey




Award-winning historic gardens spanning three centuries of stunning garden design, with collaborations from Gertrude Jekyll and Sir Edwin Lutyens. Hestercombe House offers an acclaimed contemporary art gallery, and world famous traditional and champagne afternoon teas and lunches. Home-made cakes and lunches in our Cafe include gluten, soya and dairy free, and vegan options. Our Plant Centre stocks a superb variety of plants, shrubs and flowers, many of which are found in the gardens; the Gardens Shop offers gifts, gardening-related items and fantastically fun presents for children. Dog-friendly. Near Taunton and easily accessible from M5, J25.

-  Taunton (National Rail – London Paddington to Penzance).
-  Please check the website for opening times.
-  2 general admission adult tickets for the price of 1. Offer does not extend to special events.
-  Yes. Mobility assistance vehicle available.

### Milton Lodge Gardens





Old Bristol Road, Wells, Somerset, BA5 3AQ

 [www.miltonlodgegardens.co.uk](http://www.miltonlodgegardens.co.uk)

 01749 679341

Mature Grade II\* listed terraced garden with outstanding views of Wells Cathedral


and Vale of Avalon. Mixed borders, roses, fine trees, separate 7 acre arboretum. Half a mile North of Wells. From A39 Bristol to Wells turn North up Old Bristol Road.

-  Bath Station (20 miles), Castle Cary (14 miles).
-  Good Friday - end September; Tuesday, Wednesday, Sunday & Bank Holidays; 2pm - 5pm.
-  2 Adult tickets for the price of 1. Current entrance fee for single adult: £5.00.
-  No wheelchair access.

### Glastonbury Abbey





Abbey Gatehouse, Magdalene Street, Glastonbury, Somerset, BA6 9EL

 [www.glastonburyabbey.com](http://www.glastonburyabbey.com)

 01458 832267

 [info@glastonburyabbey.com](mailto:info@glastonburyabbey.com)

A hidden jewel in the heart of Somerset, the Abbey is known as England's cradle of Christianity and is the resting place for the legendary King Arthur. Set in 36 acres of beautiful parkland with a seasonal outdoor cafe, shop, living history guides & regular events.

-  Buses from Bath, Bristol, Taunton and Yeovil.
-  Check website for details.
-  2 adult tickets for the price of 1. Maximum of one discount per card. Valid on normal admission gate price only. Not valid for special events.
-  Wheelchair accessibility to parts of the site.

### West Somerset Rural Life Museum

The Old School, Allerford, Minehead, Somerset, TA24 8HN




 [www.allerfordmuseum.org.uk](http://www.allerfordmuseum.org.uk)

 01643 862529


 [enquiries@allerfordmuseum.org.uk](mailto:enquiries@allerfordmuseum.org.uk)

Large collection of domestic and agricultural items, from clay pipes to ploughs, housed in a former thatched Victorian school, complete with schoolroom with original desks. Large local photographic archive. Museum is 100 yards from A39 between Minehead and Porlock.

 Bus service, 100 yards.

 Please check the website for opening times.

 Half price admission.


 Partial access only.

## Shropshire

### The Dorothy Clive Garden

Willoughbridge, Market Drayton, Shropshire, TF9 4EU

 [www.dorothyclivegarden.co.uk](http://www.dorothyclivegarden.co.uk)

 01630 647237


 [info@dorothyclivegarden.co.uk](mailto:info@dorothyclivegarden.co.uk)

With fine views of Staffordshire and Shropshire, this continually evolving and contemporary 12 acre garden is managed by The Willoughbridge Garden Trust. Today the garden boasts a 'Winter Garden', thousands of spring bulbs, dazzling azaleas & rhododendrons, waterfall, a laburnum arch, edible woodland, AGM & fabulous summer borders, a scree & water garden, Royal Botanic Glasshouse and a delightful tearoom.

 Stoke-on-Trent railway station (10 miles), Crewe railway station (14 miles). No

buses.

 15th March – 17th October: Daily, 10am-5pm. 18th October - 31st March: Weekends only, 10am-4pm.

 Free entry. Excludes special event days.


 Partial disabled access.

## Staffordshire

### Chillington Hall

Codsall Wood, Wolverhampton, Staffordshire, WV8 1RE


 [www.chillingtonhall.co.uk](http://www.chillingtonhall.co.uk)


 01902 850236

 [office@chillingtonhall.com](mailto:office@chillingtonhall.com)


Chillington Hall has been the family home of the Giffards for over 800 years. The

present house is a product of two differing Georgian styles by architects Francis Smith and Sir John Soane. The Grounds surrounding the Hall, including The Pool, were landscaped by Capability Brown.

 Codsall Station (3 miles). No public transport from station available.


 Please check website for opening times.

 Half price admission.

 Disabled access.

## Whitmore Hall

Whitmore, Newcastle Under Lyme, Staffordshire, ST5 5HW

 01782 680478





 [whitmore.hall@yahoo.com](mailto:whitmore.hall@yahoo.com)



Otley Hall




fascinating insight into 17th century life. On B5051 follow brown and white signs. A500 the A5277 then B5051.


-  Stoke Station (5 miles). Bus No. 98 from Newcastle and Bus No. 8 from Hanley.
-  All year; Sunday - Thursday; 1pm - 4pm (last admission 3.30pm).
-  2 adult tickets for the price of 1. This is not included on event days, ticketed events or childrens activity events.
-  Wheelchair access to ground floor.

## Suffolk

### Otley Hall




Hall Lane, Otley, Ipswich, Suffolk, IP6 9PA

 [www.otleyhall.co.uk](http://www.otleyhall.co.uk)



 01473 890264

 [events@otleyhall.co.uk](mailto:events@otleyhall.co.uk)



A stunning Grade I Listed 15th century moated Hall with enchanting gardens made by many hands over many years. Today, the 10 acres of gardens reflect an ever-changing blend of wild and formal features, including vibrant borders, wooded areas and nods to its medieval heritage with a Knot Garden, H-shaped Canal and Mount, inspired by original designs for the gardens by Francis Indigo Thomas & Sylvia Landsberg. Visitors can spot an abundance of wildlife, with over 75 bird species, otter, water voles and deer. Enjoy a selection of seasonal dishes and speciality coffee at Martha's Barn Café. Guided tours by appointment.

-  Ipswich Station (9 miles).
-  Tuesday to Friday: 9am – 4pm (last admission 3.30pm)
-  2 adult tickets for the price of 1. Invalid

Whitmore Hall is a Grade I listed building, designated as a house of outstanding architectural and historical interest. Parts of the Hall date back to a much earlier period. For 900 years it has been the seat of the Cavenagh-Mainwarings, direct descendants of the original Norman owners. The Hall has beautifully proportioned light rooms. There are family portraits to be seen with a continuous line dating from 1624 to the present day. The park encompasses a lime avenue leading from the Hall to the parish church, an early Victorian summer house, refurbished in 2017 and a rare Elizabethan stable block.

-  Stoke-on-Trent (8 miles).
-  Open every Tuesday and Wednesday


from 1st May to 31st August, 2pm until 4.30pm with guided tours at 2.15pm, 3.00pm and 3.45pm.

-  Half price admission.
-  Wheelchair access to ground floor only.

### Ford Green Hall

Ford Green Road, Stoke-on-Trent, Staffordshire, ST6 1NG

 [www.fordgreenhall.org.uk](http://www.fordgreenhall.org.uk)


 01782 537696

 [fordgreenhall.museum@gmail.com](mailto:fordgreenhall.museum@gmail.com)

Ford Green Hall is a 17th century timber-framed farmhouse which was home to the Ford family for nearly 200 years. Its period garden and historic interior offers a



for charity open gardens or when gardens are closed.

 Very limited wheelchair access.

## Little Hall


Market Place, Lavenham, Suffolk, CO10 9QZ

 [www.littlehall.org.uk](http://www.littlehall.org.uk)


 01787 247019


 [cathsmith\\_uk@yahoo.co.uk](mailto:cathsmith_uk@yahoo.co.uk)

Little Hall, built in the 1390s as a family house and workplace, is now an independent accredited museum, owned by the Suffolk Building Preservation Trust. Containing an eclectic mix of antiques, pictures, books, china and art collected by former owners Colonel and Major Gayer Anderson, which retains the ambience of a family home and garden.

 Bus 753 between Bury St Edmunds (12 miles) and Colchester (23 miles). Car parks in Lavenham are free and visitors may find parking spaces in the Market Square opposite the Hall.

 Please check website for details.


 Half price entry excluding special event days.

 Wheelchair access limited to parts of the ground floor.

## Helmingham Hall Gardens

Helmingham, Stowmarket, Suffolk, IP14 6EF

 [www.helmingham.com](http://www.helmingham.com)

 01473 890799

 [events@helmingham.com](mailto:events@helmingham.com)


Grade I listed gardens set in a 400 acre deer park surrounding a moated Tudor Hall. Visitors are enchanted by the herbaceous borders within the Walled Kitchen Garden,

Herb & Knot gardens, Rose and Wild gardens. Enjoy lunch in the Coach House Tearooms and the Stable Shops offer a wide range of local produce, plants and garden accessories. Off B1077.

 No public transport.

 2nd May – 19th September 2021:

Tuesday, Wednesday, Thursday, Sunday and Bank Holiday Mondays. 11am to 4:30pm.

 2 adult tickets for the price of 1. Offer not valid on event days - please see website for more details.


 Disabled access.

## Surrey

## Carshalton Water Tower


136 West Street, Carshalton, Surrey, SM5 2NR

 [www.carshaltonwatertower.co.uk](http://www.carshaltonwatertower.co.uk)

 0208 6470984

 [irvineknight@btinternet.com](mailto:irvineknight@btinternet.com)

Early 18th century Grade II Listed Building incorporating plunge bath with Delft tiles, orangery, saloon and pump chamber with part restored water wheel. Hermitage and Sham Bridge, both 18th century follies, are found in the grounds. A232 between Sutton and Croydon (use SM5 2GQ for Sat nav.) with parking spaces in Carshalton Village.

 Tube: Northern line to Morden then



Helmingham Hall Gardens

Painshill Landscape Garden



a magnificent award-winning 18th century landscape garden. Features include a unique crystal Grotto (limited opening times), Ruined Abbey, Turkish Tent, Gothic Temple and Gothic Tower. Garden offers seasonal interest including the John Bartram Heritage Collection North American trees & shrubs (Plant Heritage), Walled Garden and Vineyard. Events, gift shop and tea room. Dogs on a short lead welcome. Road M25/J10/A3 to London. Exit A245 towards Cobham. Entrance and free car park: Between Streets, 200m east of A245/A307 roundabout (closest Sat Nav reference KT11 1AA).

- Rail: Cobham/Stoke d'Abernon 2 miles. Bus Route 715 or 408.
- Open daily. November – March: 10am to 4pm (last entry 3pm). Closed Christmas Day and Boxing Day. April – October: 10am to 6pm (last entry 4.30pm)
- 2 adult entry tickets for the price of 1. Excludes special event days.
- Accessible route, pre-booked guided buggy tours, wheelchair loan, disabled toilets and parking.

## Ramster Gardens

Ramster, Chiddingfold, Surrey, GU8 4SN

[www.ramsterevents.com](http://www.ramsterevents.com)

01428 654167

[office@ramsterhall.com](mailto:office@ramsterhall.com)

Nestling in a fold of the Surrey Hills, Ramster Garden is over 20 acres of peaceful mature woodland garden famous for its outstanding collection of rhododendrons and azaleas, with wonderful lake views and hillsides, filled with colour and interest. A perfect escape for todays

bus 157. Bus: 157, 127, 407, X26, 151. Train: Carshalton station, 5 minutes walk.



Covid restrictions depending, should be open just after Easter, Sunday afternoons 2.30 until 5.00 pm until the last Sunday in September.



Half price admission (£1) on presentation of membership. Children are free when accompanied by an adult.



Disabled toilet. Partial access to Tower (small flight stairs). Phone ahead for full access details.

## Titsey Place

Titsey, Oxted, Surrey, RH8 0SA

[www.titsey.org](http://www.titsey.org)

01273 715356

[titsey@struttandparker.com](mailto:titsey@struttandparker.com)

Titsey Place is an impressive manor house with beautiful gardens set in the stunning countryside of the North Downs. It offers

**guided tours of the house, stunning gardens including the walled kitchen garden and landscaped lakes, picturesque parkland grazed by a herd of Sussex cattle, Woodland walks and Tea rooms.**



Oxted Rail Station.



15th May to 22nd September. House and Gardens open Wednesdays, Saturdays and late May and August Bank Holidays. Guided tours of house at 1.30, 2.30 and 3.00pm. Gardens only open on Sundays.



2 tickets for the price of 1.



Limited access.

## Painshill Landscape Garden

Portsmouth Road, Cobham, Surrey, KT11 1JE

[www.painshill.co.uk](http://www.painshill.co.uk)

01932 868113

[info@painshill.co.uk](mailto:info@painshill.co.uk)

Where the walk is a work of art. Discover



busy lifestyle. The teahouse serves delicious homemade sandwiches and cakes, open daily while the garden is open. 1.5 miles south of Chiddingfold A283. Plant sales and refreshments.

🚗 Haslemere Station (5 miles).

📅 Garden Open 12th March – 13th June 2021. Daily; 10am-5pm. Also open in October for Autumn colour, please check website for dates.

😊 Half price admission.

♿ Wheelchair access to some areas.

## Sussex

### Pashley Manor Gardens

Pashley Road, Ticehurst, Near Wadhurst, East Sussex, TN5 7HE

🌐 [www.pashleymanorgardens.com](http://www.pashleymanorgardens.com)

☎ 01580 200888

✉ [katewilson@pashleymanorgardens.com](mailto:katewilson@pashleymanorgardens.com)

Delight in the sweeping herbaceous borders, elegant rose and historic walled gardens, the productive kitchen garden, enchanting woodland paths and tranquil vistas that form this award winning garden. Enjoy fabulous homemade food and warm hospitality at 'arguably the best garden café in the county'. Gift Shop, Sculpture & Art and Events.

🚗 Wadhurst or Etchingham rail stations (both 5 miles away).

📅 1st April to 30th September; Tuesday – Saturday, Bank Holiday Mondays & Special Event days; 10am – 5pm.

😊 2 adult tickets for the price of 1. Not valid on Special Event days or Bank Holidays, please call or check website for details.

♿ Partial wheelchair access – please call or see website for details.

### The Priest House

North Lane, West Hoathly, West Sussex, RH19 4PP

🌐 [www.sussexpast.co.uk/properties-to-discover/the-priest-house](http://www.sussexpast.co.uk/properties-to-discover/the-priest-house)

☎ 01342 810479

✉ [priest@sussexpast.co.uk](mailto:priest@sussexpast.co.uk)

Originally a 15th century timber-framed farmhouse in a beautiful traditional cottage garden on the edge of Ashdown forest. Collection of 17th and 18th century domestic furniture, needlework and household items. The herb garden has over 150 culinary, medicinal and household plants. Within the triangle formed by

Crawley (6m), East Grinstead (5m) and Haywards Heath (5m), 4 miles West of Wych Cross on the A22.

🚗 Haywards Heath & East Grinstead Stations (5 miles). Buses 81 and 84.

📅 March – October: Tuesday – Saturday & Bank Holiday Mondays; 10.30am – 5.30pm, Sundays; 12pm – 5.30pm.

😊 2 adult tickets for the price of 1 on standard admission prices. Current entrance fee for single adult £5-10.

♿ Limited wheelchair access.

### Marlipins Museum

36 High Street, Shoreham-by-Sea, West Sussex, BN43 5DA

🌐 [www.sussexpast.co.uk/properties-to-discover/marlipins-museum](http://www.sussexpast.co.uk/properties-to-discover/marlipins-museum)



Lewes Castle & Barbican House Museum



☎ 01273 462994

@ marlipins@sussexpast.co.uk

Shoreham's local and maritime history is explored in a 12th century flint and stone building, which may once have been a Customs House. Inside, the maritime gallery houses fine paintings and models, and the rest of the museum features exhibits dating back to man's earliest occupation of the area.

🚗 Shoreham Station (5 mins). Numerous bus services.

📅 1st May to 31st October. Tuesday -Saturday: 10.30am-4.30pm.

😊 Free entry.

♿ Good wheelchair access with lift and

toilet.

### Lewes Castle & Barbican House Museum

Barbican House Museum, 169 High Street, Lewes, East Sussex, BN7 1YE

🌐 [www.sussexpast.co.uk/properties-to-discover/lewes-castle](http://www.sussexpast.co.uk/properties-to-discover/lewes-castle)

☎ 01273 486290

@ [castle@sussexpast.co.uk](mailto:castle@sussexpast.co.uk)

The imposing Norman castle offers magnificent views across the town of Lewes and surrounding downland. Fine adjacent 14th century gatehouse and 18th century Barbican house with extensive collection of local history and

archaeological artefacts. In central Lewes.

🚗 Lewes Station (7 mins). Numerous bus services from Brighton, Uckfield, Tunbridge Wells, Newhaven and Haywards Heath.

📅 November to February: 10am-3.45pm. March to October: 10am-5.30pm. Last admission 30 minutes before closing time. Please note later opening time of 11am on Sunday, Monday and Bank Holidays. Closed on all Mondays in January, Christmas Day, Boxing Day and 1st January.

😊 2 adult tickets for the price of 1 on standard admission prices.

♿ Limited wheelchair access.

### High Beeches Woodland and Water Garden

High Beeches Lane, Handcross, Haywards Heath, West Sussex, RH17 6HQ

🌐 [www.highbeeches.com](http://www.highbeeches.com)

☎ 01444 400589

@ [gardens@highbeeches.com](mailto:gardens@highbeeches.com)

25 acres of beautiful woodland & water gardens, and one of the finest acid wild flower meadows in England. Restaurant, car & coach parking. Guide dogs only. 1 mile East of the A23, South of B2110.

🚗 Crawley Station.

📅 1st April to 31st October. Daily except Wednesdays 1pm-5pm.

😊 2 adult tickets for the price of 1. Excludes Event days

♿ Wheelchair access limited

### Hammerwood Park

Hammerwood Park, Hammerwood, East Grinstead, Sussex, RH19 3QE



🌐 [www.hammerwoodpark.co.uk](http://www.hammerwoodpark.co.uk)

☎ 01342 850594

@ [antespam@gmail.com](mailto:antespam@gmail.com)

Built in 1792 as a Temple to Apollo and Bacchus in romantic parkland by Benjamin Latrobe, architect of the White House in Washington D.C. Found derelict by present owners in 1982, always ongoing restoration. Guided tours by the family, young people are encouraged to come on the tours, Hammerwood is an academic resource. Teas served in the Elgin room with its copy of the Parthenon Frieze. Monthly concerts with some instruments from Finchcocks. Spectacular rhododendrons. 3.5 miles east of East Grinstead on A264 to Tunbridge Wells.

🚌 East Grinstead (5 miles).

🕒 2pm guided tour. Wednesdays & Saturdays, June to end of September. Subject to coronavirus situation, so please call ahead to confirm opening times.

😊 2 adult tickets for the price of 1. Children Free.

♿ Wheelchair access to garden, ground floor & tea-room.

### Great Dixter House And Gardens

Northiam, Rye, East Sussex, TN31 6PH

🌐 [www.greatdixter.co.uk](http://www.greatdixter.co.uk)

☎ 01797 252878

@ [office@greatdixter.co.uk](mailto:office@greatdixter.co.uk)

Designed by Sir Edwin Luytens and the family home of the late Christopher Lloyd who devoted his lifetime to creating one of the most experimental, exciting and constantly changing gardens of our time with yew topiary, meadow flowers, exotics,

and medieval buildings. Nursery, gift shop, refreshments on site.

🚌 Hastings Station. 400 Bus.

🕒 1st of April till 31st October. Garden 11am - 5pm and House 1pm-4pm.

😊 Half price admission.

♿ Limited wheelchair access.

### Merriments Gardens

Hawkhurst Road, Hurst Green, East Sussex, TN19 7RA

🌐 [www.merriments.co.uk](http://www.merriments.co.uk)

☎ 01580 860666

@ [info@merriments.co.uk](mailto:info@merriments.co.uk)

Merriments Gardens has a beautiful 4-acre

RHS Partner Garden together with a Plant Area, Shop & Restaurant all set in the rolling East Sussex countryside. Many of the plants seen in the Garden are grown in our Nursery, specialising in unusual Perennials which you can buy in our Plant Centre. Our Shop has a large range of compost, tools and garden sundries together with gifts and cards. Merriments Restaurant uses locally sourced produce and serves breakfast, lunch and tea offering table service and a licensed restaurant.

🚌 Etchingam Station is 3.5 miles away; Wadhurst Station and Battle Station are 8.8 miles away. Easy access by car with plenty of parking outside.



Great Dixter House and Gardens

## Merriments Gardens



21st March to October 31st and our opening times are Monday – Saturday open 9:00am - 5:00pm and Sundays open 10:30am – 4:00pm. Please be aware that those are the times the site closes and not final entry to the garden.



2 adult tickets for the price of 1 to the Garden Only. Excludes all other Merriments Offers & Merriments Events.



Merriments has disabled parking spaces. Disabled WC facilities. Ramps for wheelchair access to the Restaurant. The Garden is wheelchair friendly and has a combination of gravel and grass paths.

## Sussex Prairie Garden

Morlands Farm, Wheatsheaf Road (B2116), Near Henfield, West Sussex, BN5 9AT



[www.sussexprairies.co.uk](http://www.sussexprairies.co.uk)



01273 495902



[morlandsfarm@btinternet.com](mailto:morlandsfarm@btinternet.com)

Featured on BBC Gardeners World, crammed with colour, this 8 acre garden features huge borders interlaced with small pathways allowing the visitor to get right inside the plantings. Teas & delicious home baking and unusual plants for sale. Sculpture exhibited in the garden. Located 2 miles North East of the village of Henfield.



Hassocks Railway Station, 20 minutes drive by taxi. Bus service to Henfield, 2 miles away.



2nd June - 10th October. Open 1pm until 5pm. Closed on Mondays and Tuesdays.



2 adult tickets for the price of 1. Excludes special events and open days. Please see website for details.



Wheelchair access.

## Warwickshire

### Lord Leycester Hospital

High Street, Warwick, Warwickshire, CV34 4BH



[www.lordleycester.com](http://www.lordleycester.com)



01926 491 422



[enquiries@lordleycester.com](mailto:enquiries@lordleycester.com)

The Lord Leycester Hospital, the historic group of timber-framed buildings on Warwick High Street, has been an iconic part of Warwick's history for nine hundred years. From the mid 1300's the site was occupied by the Guilds of Warwick who constructed the majority of the medieval half-timbered buildings including the Great Hall, the Guildhall and the Masters house that are virtually unchanged to this day. In the reign of Queen Elizabeth I under the patronage of Robert Dudley, Earl of Leicester, the buildings became a place of sanctuary for wounded warriors of the Elizabethan age. The warriors - known as the Brethren - live in the buildings to this day and are led by the 33rd Master. The Gardens of the Lord Leycester are 500 years old and have grown produce for the Brethren's Kitchen (now a café) since the middle ages; today they provide a beautiful



sanctuary in the heart of this historic medieval site.

🚌 Warwick Railway Station (10 minute walk up Smith Street then straight along the High Street)

📅 All year round, Tuesday to Sunday. Closed Bank Holiday Mondays. Easter - September (10am - 5pm); Winter (10am - 4pm).

😊 2 adult tickets for the price of 1.

♿ Partial access.

### Castle Bromwich Hall Gardens

Chester Road, Castle Bromwich, Birmingham, West Midlands, B36 9BT

🌐 [www.castlebromwichhallgardens.org.uk](http://www.castlebromwichhallgardens.org.uk)

☎ 0121 7494100

@ [admin@cbhgt.org.uk](mailto:admin@cbhgt.org.uk)

10 acres of rescued formal 18th century gardens with wild areas. Historic planting and heritage orchards. A Holly Maze, espaliered fruit and formal beds enclosed in tall walls. Ponds and wildflower area outside the walls. Picnics & families welcome. Refreshments and gifts on sale (outdoors, with shelter). Dogs welcome on a short lead.

🚌 Greenways cycle route (partially off road) passes by entrance. Bus 94, X12 & X70 from Birmingham city centre. Bus 72 from Solihull and 71 from Sutton Coldfield. Lea Hall or Stechford train stations approx 2 miles away.

📅 6th January - 19th December. Wednesday, Thursday, Friday, Saturday and Sunday - please check website for confirmation.

😊 2 adult tickets for the price of 1, excluding events.

♿ Disabled access.

### Middleton Hall And Gardens

Middleton Hall Trust, Middleton, Tamworth, Staffordshire, B78 2AE

🌐 [www.middleton-hall.co.uk](http://www.middleton-hall.co.uk)

☎ 01827 283095

@ [enquiries@middleton-hall.co.uk](mailto:enquiries@middleton-hall.co.uk)

Middleton Hall is a Grade II\* listed manor with buildings spanning 750 years of architectural styles. The surrounding estate covers 42 acres and includes a Site of Special Scientific Interest, a Walled Garden and shops. Restored and run by a small independent charitable trust. On the A4091 between The Belfry and Drayton Manor.

🚌 Tamworth train and bus station 3 miles.

📅 March 2021 - September 2021 (see website for days and times).

😊 2 tickets for the price of 1.

♿ Full access information available on our website. Please read prior to visiting.

### Wiltshire

#### The Salisbury Museum

The King's House, 65 The Close, Salisbury, Wiltshire, SP1 2EN

🌐 [www.salisburymuseum.org.uk](http://www.salisburymuseum.org.uk)

☎ 01722 332151

@ [museum@salisburymuseum.org.uk](mailto:museum@salisburymuseum.org.uk)


The Salisbury Museum is situated in the medieval King's House within the beautiful setting of Cathedral Close. Fantastic collections, exhibitions and events all year round. The Wessex Gallery houses one of Europe's most extensive collections of Stonehenge and pre-historic artefacts. The




Wilton House



Salisbury Museum Cafe serves lunches and cakes.

 Salisbury Station (0.75 mile). Bus: Alight at city centre.

 Normal times are Monday to Saturday 10am – 5pm, Sundays 10am – 5pm (Easter until end October), although please check the website before visiting.

 2 adult tickets for the price of 1.

 Wheelchair access to ground floor only.

### Iford Manor Gardens

Iford Manor, Iford, Bradford-on-Avon, Wiltshire, BA15 2BA


 [www.ifordmanor.co.uk](http://www.ifordmanor.co.uk)


 01225 863146

 [info@ifordmanor.co.uk](mailto:info@ifordmanor.co.uk)


Grade 1\* Italianate historic garden, famous for tranquillity and beauty enhanced


by its unique garden design. Film & TV location for *The Secret Garden* (2020) and *Sanditon* (2019). Former home of Edwardian landscape designer Harold Peto, the present owners have newly appointed Troy Scott Smith as Head Gardener (previously HG at Sissinghurst and Bodnant). This romantic garden is characterised by pools, terraces, sculpture, evergreen planting and magnificent rural views. Kindly note that children under 10 are not permitted in the garden. Please book online in advance via the website, using the code 'CPRE241' for the discount. Please see website for details.

 Freshford train station (1.5 miles walk via footpaths or 94 bus); Bradford on Avon train station (2.5 miles; taxis available); Bath Spa train station (7 miles; taxis available); 94 Bath – Trowbridge bus (Westwood stop 0.2 miles walk)

 April – September; Weds – Sun (&

BH Mondays); 11am – 4pm (last entry 3.30pm). Groups also welcome by appointment, please email for details.


 2 adult tickets for the price of 1, not including special events or charity days. Tickets must be booked online in advance to guarantee entry and CPRE members must bring their valid membership cards with them.

 Limited wheelchair access and disabled facilities. Please note that the garden is characterised by steep steps and narrow twisting paths without handrails.

### Wilton House


Wilton, Salisbury, Wiltshire, SP2 0BJ

 [www.wiltonhouse.com](http://www.wiltonhouse.com)


 01722 746728/746700

 [tourism@wiltonhouse.com](mailto:tourism@wiltonhouse.com)

Home to the Earl of Pembroke. Splendid Palladian house set in 21 acres of landscaped parkland and smaller formal gardens beside the River Nadder and Palladian Bridge. Magnificent state rooms and extensive art collection. 3 miles west of Salisbury off A36.

 Salisbury station (3 miles). Salisbury Red buses - Wilton/Ditchampton Route - R3 & R8 buses from Salisbury Station.

 2nd – 5th April; 1st May – 5th September, Sun to Thurs & Bank Holiday Saturdays only. Grounds: 1st – 18th April; 1st May – 5th Sept, Sun to Thurs & Bank Holiday Saturdays only. Opening arrangements may change at short notice due to unforeseen circumstances.

 Half price admission. Offer does not extend to any of the events.


 Wheelchair access.



## Larmer Tree

Tollard Royal, Salisbury, Wiltshire, SP5 5PY

 [www.larmertree.co.uk](http://www.larmertree.co.uk)


 01725 516971


 [enquiries@larmertree.co.uk](mailto:enquiries@larmertree.co.uk)

Set in the outstanding landscape of the Cranborne Chase, on the Dorset/Wiltshire border, these beautifully laid out gardens were created by General Pitt Rivers in 1880. Recognised by English Heritage as a Garden of National Importance, they were the first privately owned gardens to be opened for public enjoyment. Now home to peacocks and free-flying macaws. Follow signs from A354 between Salisbury and Blandford Forum or from A30 between Salisbury and Shaftesbury.

 Tisbury Station (11 miles)

 Please check our online calendar <https://www.larmertree.co.uk/thegardens#calendar-garden> or telephone 01725 516971 to check the gardens are open, prior to visiting.

 2 adult tickets for the price of 1, does not include special events.


 Most of the garden, with the exception of the Dell, is accessible to disabled visitors using the gravel paths.

## Worcestershire

### Bodenham Arboretum

Wolverley, Kidderminster, Worcestershire, DY11 5TB



 [www.bodenham-arboretum.co.uk](http://www.bodenham-arboretum.co.uk)


 01562 852444

 [info@bodenham-arboretum.co.uk](mailto:info@bodenham-arboretum.co.uk)

Award winning Arboretum, beautifully landscaped and set within a working farm. Free entrance to Visitor Centre provides a gift shop and restaurant carvery serving meat from the farm and homemade food. Follow brown signs from Wolverley Church island along B4189. Signposted from Wolverley Church island along B4189.

 Kidderminster station (4 miles).

 Open every day, all year round. 10am – 5 pm. (Closed Christmas Day & Boxing Day)  
 £1 off entrance fee.


 Please note that we are a natural visitor attraction and the terrain/pathways may prove challenging at certain points especially for small wheeled wheelchairs.

## Yorkshire

### Brontë Parsonage Museum

Haworth, Keighley, West Yorkshire, BD22 8DR

 [www.bronte.org.uk](http://www.bronte.org.uk)

 01535 642323

 [bronte@bronte.org.uk](mailto:bronte@bronte.org.uk)

The Brontë Parsonage Museum is the inspirational home of the Brontë family. Situated on the edge of the Yorkshire moors, it houses the world's largest collection of Brontë manuscripts and possessions. Please visit [www.bronte.org.uk](http://www.bronte.org.uk) for the latest information plus a full programme of events.



Kiplin Hall



🚌 Keighley Station (3 miles). B1, B2 and B3 from Keighley bus station.

📅 Open Wednesday – Sunday 10am – 5pm. Advance online booking may be in operation due to ongoing restrictions, so please check [www.bronte.org.uk/visit-us](http://www.bronte.org.uk/visit-us) before setting off.

😊 2 adult tickets for the price of 1, excluding weekends and bank holidays. Not available in conjunction with any other offer.

♿ Limited access. Please call ahead for more information.

### Burton Constable Hall and Grounds

Skirlaugh, Hull, East Yorkshire, HU11 4LN

🌐 [www.burtonconstable.com](http://www.burtonconstable.com)

☎ 01964 562400

@ [enquiries@burtonconstable.com](mailto:enquiries@burtonconstable.com)

One of Yorkshire's most spectacular historic country houses, and one of its best kept secrets. There's so much to enjoy and discover within and around this imposing Elizabethan mansion, with over 30 rooms

crammed with fine arts, furniture, and many surprises. Plus over 300 acres of Capability Brown grounds to explore, with woodland and parkland walks and trails. Clearly marked by historic house signs from Beverley following A165 Bridlington Road and from Hull following the B1238 to Sproatley.

🚌 Hull Station (10 miles).

📅 Grounds, Stables, Gift Shop & Stables Kitchen: 1st Jan-31st December. Open daily 10-4pm (5pm British Summertime). Closed Christmas Day & Boxing Day. Burton Constable Hall: 27th March – 31st October. Open Tuesday – Sunday 12-5pm. Closed Mondays except Bank & School Holidays. Christmas: 20th November – 19th December. Open daily 11am-4pm (last admission 3pm).

😊 2 adult tickets for the price of 1.

♿ Wheelchair access. Stairlift to 1st floor; disabled toilets available in stables.

### Kiplin Hall

Nr. Scorton, Richmond, North Yorkshire, DL10 6AT

🌐 [www.kiplinhall.co.uk](http://www.kiplinhall.co.uk)

☎ 01748 818178

@ [info@kiplinhall.co.uk](mailto:info@kiplinhall.co.uk)

Award winning historic house. Jacobean country seat of founder of Maryland, George Calvert. Intriguing house now furnished as a comfortable Victorian home with 16 rooms open to the public. Displaying an eclectic mix of previous owners' furniture, paintings, portraits and personalia. Ornamental gardens (undergoing restoration), productive Walled Garden, woodland/ lakeside walks. Exhibition - 'The Creative



## Life of Bridget Talbot'



Northallerton Station (8 miles). Bus 55. Reopening 29th of March 2021 subject to restrictions. Open 6 days a week 10am - 5pm. Hall will reopen once restrictions allow 11am - 5pm. Last admission to the Hall 4pm. All Closed Thursdays. Closing for Winter on Sunday 31st October 2021. Please check website or call for most up-to-date opening times.



Half price admission for adults.



Wheelchair access to ground floor and part of the garden.

## Scampston Walled Garden

Estate Office, Scampston Hall, Malton, North Yorkshire, YO17 8NG



[www.scampston.co.uk](http://www.scampston.co.uk)



01944 759111



[info@scampston.co.uk](mailto:info@scampston.co.uk)

A contemporary garden created by acclaimed designer and plantsman Piet Oudolf and set within magnificent 'Capability' Brown parkland. Striking perennial meadow planting sits alongside traditional spring and autumn borders. A green 'silent garden', and the dramatic use of grasses, bulbs and unusual shrubs extend the season. The gardens are complemented by an excellent café and plant nursery. Scampston Hall opens for lively and informative guided tours in the summer months.



Malton train station (5 miles); Bus 843, 845 26th March – 31st October. Wednesday - Sunday plus Bank Holiday Mondays. 10am - 5pm. (Last admission 4.30pm).



2 adult garden tickets for the price of 1.



Wheelchair access, disabled parking & toilet.

## Shibden Hall

Lister's Road, Halifax, West Yorkshire, HX3 6XG



[www.calderdale.gov.uk](http://www.calderdale.gov.uk)



01422 352246



[museums@calderdale.gov.uk](mailto:museums@calderdale.gov.uk)

Set in the picturesque Shibden valley, a mile from Halifax, Shibden Hall dates back to 1420 and offers a fascinating journey through the lives of the people who lived and worked there. Shibden Hall's architecture is a mix of styles reflecting its interesting and varied history. The adjacent

17th century aisled barn and workshops house a carriage collection and displays relating to different traditional crafts. The Hall is surrounded by the beautiful parkland that forms Shibden Estate, with a range of attractions, including a café and visitor facilities, miniature railway, boating lake, play area, and woodland in which to roam.



Bus stops on A58 next to Shibden Park entrance, with a range of buses from Halifax Bus Station including: 226, 255, 508, 533, 534, 548, 549 and 681.



See our website for opening times.



2 adult tickets for the price of 1. Offer does not extend to special events.



For access advice or assistance, please contact Shibden Hall prior to your visit,





Helmsley Walled Garden



## Helmsley Walled Garden


Cleveland Way, Helmsley, North Yorkshire, YO62 5AH


 [www.helmsleywalledgarden.org.uk](http://www.helmsleywalledgarden.org.uk)


 01439 772314


 [info@helmsleywalledgarden.org.uk](mailto:info@helmsleywalledgarden.org.uk)

This beautiful five acre garden stands by Helmsley Castle in the North York Moors. Stunning floral displays include double herbaceous borders, a Clematis Garden, Physic Garden, Kitchen Garden, and Cottage Garden. Trained fruit trees line walls and paths and there is a special collection of Yorkshire apple varieties. Dogs on leads welcome everywhere. Eat at The Vine House Café and shop for plants and gifts at the garden shop.

 Thirsk/Malton rail stations 13 - 15 miles. Bus services in Market Square 200m.

 1st April to 31st October. Daily, 10am-5pm. Last entry 4.30pm.


 2 adult tickets for the price of 1. Does not include event days.

 Full wheelchair access to garden, café, shop and disabled toilet. Limited disabled parking. Full access statement on website.

## White Scar Cave

Ingleton, Carnforth, Lancashire, LA6 3AW

 [www.whitescarchive.co.uk](http://www.whitescarchive.co.uk)

 015242 41244

 [info@whitescarchive.co.uk](mailto:info@whitescarchive.co.uk)


The longest show cave in Britain. The guided tour takes about 80 minutes and covers one mile. See underground waterfalls and streams, thousands of

staff will be happy to help. The Hall has restricted access for wheelchair users to the Ground Floor only. Disabled parking is available adjacent to the Hall.

## Burton Agnes Hall & Gardens

Burton Agnes, Drifffield, North Humberside, YO25 4NB


 [www.burtonagnes.com](http://www.burtonagnes.com)


 01262 490324


 [office@burtonagnes.com](mailto:office@burtonagnes.com)


Built in 1598 Burton Agnes Hall is a magnificent example of Elizabethan architecture, filled with treasures collected

over four centuries. Lawns and topiary bushes surround the hall, and an award-winning garden contains a maze, potager, giant games, jungle garden and four thousand plant species. Found on A614 York to Bridlington road.

 Drifffield station 5 miles, Bridlington 6 miles.





 1st April to 31st October: 11am to 5pm. Café, shops and gardens. 11am-5pm.

 2 adult tickets for the price of 1 on Hall admissions. Valid Monday and Friday. Does not include event days

 Wheelchair access to ground floor and grounds.



stalactites, and the massive Battlefield Cavern. Cafe, shop and car park. 1.5 miles from Ingleton on B6255 road to Hawes.

-  Buses to Ingleton
-  February to October; Daily, 10am - 4pm. November to January; Saturdays and Sundays only. Last tour 4pm. Please check website before visiting as the times are covid and weather permitting.
-  2 adult tickets for the price of 1.
-  Ramp to surface facilities, which include a toilet for the disabled. Cave tour not accessible for wheelchair users.

## Shandy Hall




Coxwold, York, YO61 4AD

 [www.laurencesternetrust.org.uk](http://www.laurencesternetrust.org.uk)

 01347 868465

 [shandyhall@dsl.pipex.com](mailto:shandyhall@dsl.pipex.com)


Former home of Laurence Sterne, 18th century author of 'Tristram Shandy' and 'A Sentimental Journey'. Lived-in museum with medieval wall paintings. Two-acre garden, a walled garden with roses and perennials and a wild garden. Second-hand bookshop, small antiques and plants for sale. Gallery with exhibitions.

-  Thirsk rail station 7 miles. 31X bus from Helmsley to York.
-  May - September. Garden: Daily except Saturday, 11am-4.30pm. House Tours: Wednesday & Sunday 2.45pm and 3.45pm.
-  2 adult tickets for the price of 1.
-  Partial wheelchair access in house and garden.

## Parcevall Hall Gardens

Skyreholme, Nr. Appletreewick, North Yorkshire, BD23 6DE





 [www.parcevallhallgardens.co.uk](http://www.parcevallhallgardens.co.uk)

 01756 720311


 [parcevallhall@btconnect.com](mailto:parcevallhall@btconnect.com)

The only RHS and English Heritage listed gardens open to the public in the Yorkshire Dales National Park. 24 acres of pure delight for anyone with a love of gardens and a wonderful place to enjoy a peaceful stroll in glorious surrounds. Follow brown

signs direct from B6265 and B6160, best accessed by car.

-  Skipton 9 miles, Ilkley 12 miles.
-  1st April - 31st October. Open daily, 10am - 6pm (last entry 5pm).
-  2 adult tickets for the price of 1 or 50% discount for single members. Does not include event days.
-  No wheelchair access - gardens on a very steep hill.





Leave a gift in your will and  
help our beautiful countryside  
thrive for generations to come

48

We love our countryside for so many reasons. Whether it is walking through woodlands surrounded by towering trees with the crisp sound of leaves beneath our feet, exploring vast green spaces and breathtaking views with a loyal companion or sitting below a starlit sky in the warm embrace of a loved one, our countryside is cherished and creates everlasting memories.

This is why we need you, our dedicated supporters, to continue helping us enhance and protect the countryside by leaving a gift in your will.

Together, we can preserve our treasured countryside memories and give others the opportunity to create their own.

A countryside for us all. Forever.

If you would like more information about how your legacy can make a lasting impact, please request a copy of our gift in will booklet by emailing [legacyinfo@cpre.org.uk](mailto:legacyinfo@cpre.org.uk) or via our webpage at [www.cpre.org.uk/leave-a-gift-in-your-will](http://www.cpre.org.uk/leave-a-gift-in-your-will)



# Index

Askham Hall Gardens.....	9	Burton Agnes Hall & Gardens....	46	Dimbola Museum & Galleries.....	20
Bamburgh Castle .....	29	Burton Constable Hall and Grounds .....	44	Doddington Hall & Gardens.....	24
Barnsdale Gardens.....	31	Cadhay House and Gardens .....	10	Dr Johnson’s House.....	25
Belmont House and Gardens.....	22	Capesthorpe Hall.....	5	Eddington Lodge.....	6
Berkeley Castle .....	17	Carshalton Water Tower .....	35	Edmondsham House & Garden..	14
Bishop Bonner’s Cottage Museum.....	26	Castle Bromwich Hall Gardens..	41	Elsham Hall Gardens and Country Park .....	24
Bodenham Arboretum.....	43	Castle Hill Gardens.....	13	Fairhaven Woodland & Water Garden.....	27
Brogdale Collection .....	22	Cerney House Gardens.....	16	Ford Green Hall.....	34
Brontë Parsonage Museum.....	43	Chavenage House .....	17	Freud Museum London.....	25
Broughton Castle .....	29	Chillingham Castle.....	29	Fursdon House, Gardens and Tea Room .....	11
Browsholme Hall.....	23	Chillington Hall.....	33	Gilbert White & The Oates Collections.....	19
Burghley House.....	23	Chinnor and Princes Risborough Railway.....	31	Glastonbury Abbey.....	32
Burncoose Nurseries & Garden..	6	Dalemain Mansion and Historic Gardens.....	9		
Burrow Farm Gardens.....	11				

# Index

Great Dixter House and Gardens.....	39	Iford Manor Gardens.....	42	Marlipins Museum .....	37
Hammerwood Park.....	38	Ingatstone Hall.....	16	Marwood Hill Garden.....	13
Hartland Abbey & Gardens.....	12	King John's House & Museum...18		Merriments Gardens .....	39
Head of Steam Darlington Railway Museum.....	15	Kiplin Hall.....	44	Middleton Hall And Gardens.....	41
Helmingham Hall Gardens.....	35	Larmer Tree .....	43	Milton Lodge Gardens .....	32
Helmsley Walled Garden .....	46	Layer Marney Tower .....	15	Milton's Cottage, Museum & Literary Garden.....	4
Hestercombe House and Gardens.....	31	Leighton Hall .....	22	New Forest Wildlife Park.....	18
High Beeches Woodland and Water Garden.....	38	Lewes Castle & Barbican House Museum.....	38	Norton Priory Museum and Gardens.....	4
Holker Hall & Gardens.....	8	Little Hall.....	35	Otley Hall.....	34
Holkham Hall .....	28	Lord Leycester Hospital.....	40	Painshill Landscape Garden.....	36
Hutton-In-The-Forest .....	8	Lukesland Gardens .....	13	Parcevall Hall Gardens.....	47
Hylands House and Estate.....	16	Lullingstone Castle & The World Garden .....	21	Pashley Manor Gardens.....	37
		Mannington Estate.....	27	Pencarrow House & Gardens.....	6
		Mapperton House and Gardens	14	Penjerrick .....	7



Plantation Garden.....	28	St Pauls Walden Bury .....	20	Ugbrooke House.....	10
Prideaux Place.....	7	Sussex Prairie Garden.....	40	West Somerset Rural	
Ramster Gardens.....	36	Syon Park.....	26	Life Museum.....	32
Raveningham Gardens.....	27	The Bowes Museum .....	15	White Scar Cave.....	46
Renishaw Hall And Gardens .....	10	The Dorothy Clive Garden.....	33	Whitmore Hall .....	33
Rockingham Castle.....	23	The Gardens At Rydal Mount .....	8	Whittington Court.....	17
Roman Painted House.....	20	The Japanese Garden .....	5	Wildwood .....	21
Roseland House .....	7	The Manor.....	4	Wildwood Escot.....	12
Rousham House & Garden.....	30	The Priest House.....	37	Wilton House.....	42
Scampston Walled Garden .....	45	The Salisbury Museum.....	41	Winderwath Gardens .....	9
Shandy Hall .....	47	The Tabley House Collection.....	5	Wolfeton House.....	14
Shibden Hall .....	45	The Wells & Walsingham		Woodchester Mansion.....	17
Stansted Park.....	19	Light Railway.....	28		
Stody Lodge Gardens .....	26	Titsey Place .....	36		
Stonor Park.....	30	Tiverton Castle .....	10		



5-11 Lavington Street,  
London, SE1 0NZ  
Tel: 020 7981 2870  
Email: [supportercare@cpre.org.uk](mailto:supportercare@cpre.org.uk)  
[www.cpre.org.uk](http://www.cpre.org.uk)

Campaign to Protect Rural England is a company limited by guarantee,  
registered in England, number 4302973. Registered charity number 1089685.



The  
countryside  
charity