

Electronic Supplementary Material 1

This supplementary data belongs to the article:

Hoeksema, B.W., van der Loos, L.M., van Moorsel, G.W.N.M., 2022. Coral diversity matches marine park zonation but not economic value of coral reef sites at St. Eustatius, eastern Caribbean. *Journal of Environmental Management*. <https://doi.org/10.1016/j.jenvman.2022.115829>

Appendix 1

Photographic guide to coral species encountered at St. Eustatius during the 2015 survey. Nomenclature according to WoRMS Editorial Board (2022). Common names according to Humann and DeLoach (2013). Photo credits: B.W. Hoeksema and G.W.N.M. van Moorsel (unless mentioned otherwise).

References

Humann, P., Deloach, N., 2013. Reef Coral Identification: Florida, Caribbean, Bahamas, Third edition. New World Publications, Jacksonville, Florida, USA.

WoRMS Editorial Board. World Register of Marine Species. 2022. Available online:

<http://www.marinespecies.org/aphia.php?p=taxdetails&id=126224> (accessed on 19 July 2022)

<i>Acropora cervicornis</i> (Lamarck, 1816) – Staghorn coral	Fig. S1
<i>Acropora palmata</i> (Lamarck, 1816) – Elkhorn coral	Fig. S2
<i>Acropora prolifera</i> (Lamarck, 1816) – Fused staghorn coral	Fig. S3
<i>Agaricia agaricites</i> (Linnaeus, 1758) – Lettuce coral	Fig. S4
<i>Agaricia fragilis</i> Dana, 1846 – Fragile saucer coral	Fig. S5
<i>Agaricia humilis</i> Verrill, 1901 – Low-relief lettuce coral	Fig. S6
<i>Agaricia lamarcki</i> Milne Edwards & Haime, 1851 – White-star sheet coral	Fig. S7
<i>Astrangia solitaria</i> (Le Sueur, 1818) – Dwarf cup coral	Fig. S8
<i>Colangia immersa</i> Pourtalès, 1871 – Lesser speckled cup coral	Fig. S9
<i>Colpophyllia natans</i> (Houttuyn, 1772) – Boulder brain coral	Fig. S10
<i>Dendrogyra cylindrus</i> (Ehrenberg, 1834) – Pillar coral	Fig. S11
<i>Dichocoenia stokesii</i> (Milne Edwards & Haime, 1849) – Elliptical star coral	Fig. S12
<i>Diploria labyrinthiformis</i> (Linnaeus, 1758) – Grooved brain coral	Fig. S13
<i>Eusmilia fastigiata</i> (Pallas, 1766) – Smooth flower coral	Fig. S14
<i>Favia fragum</i> (Esper, 1795) – Golfball coral	Fig. S15
<i>Helioseris cucullata</i> (Ellis & Solander, 1786) – Sunray lettuce coral	Fig. S16
<i>Isophyllia rigida</i> (Dana, 1846) – Rough star coral	Fig. S17
<i>Isophyllia sinuosa</i> (Ellis & Solander, 1786) – Sinuous cactus coral	Fig. S18
<i>Madracis auretenra</i> Locke, Weil & Coates, 2007 – Yellow pencil coral	Fig. S19
<i>Madracis decactis</i> (Lyman, 1859) – Ten-ray star coral	Fig. S20
<i>Madracis pharensis</i> (Heller, 1868) – Star coral	Fig. S21

<i>Madracis senaria</i> Wells, 1973 – Six-ray star coral	Fig. S22
<i>Manicina areolata</i> (Linnaeus, 1758) – Maze coral	Fig. S23
<i>Meandrina danai</i> (Milne Edwards & Haime, 1848) – Butter-print rose coral	Fig. S24
<i>Meandrina jacksoni</i> Weil & Pinzón, 2011 – White-valley maze coral	Fig. S25
<i>Meandrina meandrites</i> (Linnaeus, 1758) – Maze coral	Fig. S26
<i>Millepora alcicornis</i> Linnaeus, 1758 – Branching fire coral	Fig. S27
<i>Millepora complanata</i> Lamarck, 1816 – Blade fire coral	Fig. S28
<i>Montastraea cavernosa</i> (Linnaeus, 1767) – Great star coral	Fig. S29
<i>Mussa angulosa</i> (Pallas, 1766) – Spiny flower coral	Fig. S30
<i>Mycetophyllia aliciae</i> Wells, 1973 – Knobby cactus coral	Fig. S31
<i>Orbicella annularis</i> (Ellis & Solander, 1786) – Lobed star coral	Fig. S32
<i>Orbicella faveolata</i> (Ellis & Solander, 1786) – Mountainous star coral	Fig. S33
<i>Orbicella franksi</i> (Gregory, 1895) – Boulder star coral	Fig. S34
<i>Porites astreoides</i> Lamarck, 1816 – Mustard hill coral	Fig. S35
<i>Porites divaricata</i> Le Sueur, 1820 – Thin-finger coral	Fig. S36
<i>Porites furcata</i> Lamarck, 1816 – Branching finger coral	Fig. S37
<i>Porites porites</i> (Pallas, 1766) – Club-tip finger coral	Fig. S38
<i>Pseudodiploria clivosa</i> (Ellis & Solander, 1786) – Knobby brain coral	Fig. S39
<i>Pseudodiploria strigosa</i> (Dana, 1846) – Symmetrical brain coral	Fig. S40
<i>Rhizosmilia maculata</i> (Pourtalès, 1874) – Speckled cup coral	Fig. S41
<i>Scolymia cubensis</i> (Milne Edwards & Haime, 1848) – Artichoke coral	Fig. S42
<i>Scolymia lacera</i> (Pallas, 1766) – Atlantic mushroom coral	Fig. S43
<i>Siderastrea radians</i> (Pallas, 1766) – Lesser starlet coral	Fig. S44
<i>Siderastrea siderea</i> (Ellis & Solander, 1768) – Massive starlet coral	Fig. S45
<i>Solenastrea bournoni</i> Milne Edwards & Haime, 1849 – Smooth star coral	Fig. S46
<i>Stephanocoenia intersepta</i> (Esper, 1795) – Blushing star coral	Fig. S47
<i>Stylaster roseus</i> (Pallas, 1766) – Rose lace coral: Colour morph: purple base–white tips	Fig. S48a
<i>Stylaster roseus</i> (Pallas, 1766) – Rose lace coral: Colour morph: violet-white mix	Fig. S48b
<i>Tubastraea coccinea</i> Lesson, 1829 – Orange cup coral	Fig. S49




Fig. S1. *Acropora cervicornis* (Lamarck, 1816) – Staghorn coral.



Fig. S2. *Acropora palmata* (Lamarck, 1816) – Elkhorn coral.



Fig. S3. *Acropora prolifera* (Lamarck, 1816) – Fused staghorn coral. Photo credit: Steve Piontek.




Fig. S4. *Agaricia agaricites* (Linnaeus, 1758) – Lettuce coral.




Fig. S5. *Agaricia fragilis* Dana, 1846 – Fragile saucer coral.




Fig. S6. *Agaricia humilis* Verrill, 1901 – Low-relief lettuce coral.



Fig. S7. *Agaricia lamarcki* Milne Edwards & Haime, 1851 – White-star sheet coral.



Fig. S8. *Astrangia solitaria* (Le Sueur, 1818) – Dwarf cup coral. Photo credit left and middle: Simone Montano.




Fig. S9. *Colangia immersa* Pourtalès, 1871 – Lesser speckled cup coral.



Fig. S10. *Colpophyllia natans* (Houttuyn, 1772) – Boulder brain coral.




Fig. S11. *Dendrogyra cylindrus* (Ehrenberg, 1834) – Pillar coral.




Fig. S12. *Dichocoenia stokesii* (Milne Edwards & Haime, 1849) – Elliptical star coral.



Fig. S13. *Diploria labyrinthiformis* (Linnaeus, 1758) – Grooved brain coral.



Fig. S14. *Eusmilia fastigiata* (Pallas, 1766) – Smooth flower coral.



Fig. S15. *Favia fragum* (Esper, 1795) – Golfball coral.




Fig. S16. *Helioseris cucullata* (Ellis & Solander, 1786) – Sunray lettuce coral.



Fig. S17. *Isophyllia rigida* (Dana, 1846) – Rough star coral.



Fig. S18. *Isophyllia sinuosa* (Ellis & Solander, 1786) – Sinuous cactus coral.




Fig. S19. *Madracis auretenra* Locke, Weil & Coates, 2007 – Yellow pencil coral.




Fig. S20. *Madracis decactis* (Lyman, 1859) – Ten-ray star coral.




Fig. S21. *Madracis pharensis* (Heller, 1868) – Star coral.



Fig. S22. *Madracis senaria* Wells, 1973 – Six-ray star coral.



Fig. S23. *Manicina areolata* (Linnaeus, 1758) – Maze coral.



Fig. S24. *Meandrina danai* (Milne Edwards & Haime, 1848) – Butter-print rose coral.
Some specimens have upper and lower side shown (not separated by a white line).




Fig. S25. *Meandrina jacksoni* Weil & Pinzón, 2011 – White-valley maze coral.



Fig. S26. *Meandrina meandrites* (Linnaeus, 1758) – Maze coral.




Fig. S27. *Millepora alcicornis* Linnaeus, 1758 – Branching fire coral.



Fig. S28. *Millepora complanata* Lamarck, 1816 – Blade fire coral.




Fig. S29. *Montastraea cavernosa* (Linnaeus, 1767) – Great star coral.




Fig. S30. *Mussa angulosa* (Pallas, 1766) – Spiny flower coral.



Fig. S31. *Mycetophyllia aliciae* Wells, 1973 – Knobby cactus coral.



Fig. S32. *Orbicella annularis* (Ellis & Solander, 1786) – Lobed star coral.




Fig. S33. *Orbicella faveolata* (Ellis & Solander, 1786) – Mountainous star coral.




Fig. S34. *Orbicella franksi* (Gregory, 1895) – Boulder star coral.




Fig. S35. *Porites astreoides* Lamarck, 1816 – Mustard hill coral.




Fig. S36. *Porites divaricata* Le Sueur, 1820 – Thin-finger coral.



Fig. S37. *Porites furcata* Lamarck, 1816 – Branching finger coral.



Fig. S38. *Porites porites* (Pallas, 1766) – Club-tip finger coral.




Fig. S39. *Pseudodiploria clivosa* (Ellis & Solander, 1786) – Knobby brain coral.




Fig. S40. *Pseudodiploria strigosa* (Dana, 1846) – Symmetrical brain coral.




Fig. S41. *Rhizosmilia maculata* (Pourtalès, 1874) – Speckled cup coral.
The same specimen shown from two different angles. Photo credit: Jaaziel E. García-Hernández.



Fig. S42. *Scolymia cubensis* (Milne Edwards & Haime, 1848) – Artichoke coral.




Fig. S43. *Scolymia lacera* (Pallas, 1766) – Atlantic mushroom coral.




Fig. S44. *Siderastrea radians* (Pallas, 1766) – Lesser starlet coral.



Fig. S45. *Siderastrea siderea* (Ellis & Solander, 1768) – Massive starlet coral.




Fig. S46. *Solenastrea bournoni* Milne Edwards & Haime, 1849 – Smooth star coral.




Fig. S47. *Stephanocoenia intersepta* (Esper, 1795) – Blushing star coral.



Fig. S48a. *Stylaster roseus* (Pallas, 1766). Colour morph: purple base–white tips.




Fig. S48b. *Stylaster roseus* (Pallas, 1766). Colour morph: violet-white mix.



Fig. S49. *Tubastraea coccinea* Lesson, 1829 – Orange cup coral.