



FAMILY TREE NURSERY
TREES & SHRUBS
Catalog



FAMILYTREENURSERY.COM



Family Tree Nursery is a team of passionate horticulturists providing a variety of gardening products that ensure a unique shopping experience. A well-informed, courteous staff, backed by years of experience, knowledge, and integrity, guarantees the success of our customers.

KEY



Full Sun



Partial Sun



Shade



Deer Resistant



Good for Wildlife and Birds



Attracts Butterflies



Fall Color

WWW.FAMILYTREENURSERY.COM

OVERLAND PARK

8424 Farley St.
Overland Park, KS 66212
(913) 642-6503

LIBERTY

830 W Liberty Dr.
Liberty, MO 64068
(816) 781-0001


SHAWNEE

7036 Nieman
Shawnee, KS 66203
(913) 631-6121

Our catalogs represent only a sample of what we carry in-store. Availability varies from season to season, so **stop by your local Family Tree Nursery for our most current selection**

Some photos courtesy of Monrovia Nursery Company, Iseli Nursery, Greenleaf Nursery Company, J. Frank Schmidt & Son Co., NetpsPlantFinder, and Proven Winners Color Choice®.

ABELIA - ACER



KALEIDOSCOPE

KALEIDOSCOPE ABELIA
Abelia x grandiflora 'Kaleidoscope'
2-3'H x 3-4'W
Semi-Evergreen

Bright, golden-yellow variegation and brilliant, red stems with white clusters of summer flowers.



BLUE CLOAK

BLUE CLOAK FIR
Abies concolor 'Blue Cloak'
20'H x 10'W
Evergreen


A blue form of the white fir, with a strong upright leader and draping side branches.



SILBERLOCKE

SILBERLOCKE FIR
Abies koreana 'Silberlocke'
10'H x 6'W
Evergreen

A small, pyramidal tree with curved needles that show off their silver undersides.



AMUR FLAME

AMUR FLAME MAPLE
Acer ginnala 'Flame'
15-20'H x 15'W
Deciduous

Small and hardy, this tree is popular for its red fall color and bright-red samaras. A great street tree for under utility lines or near sidewalks.



PAPERBARK

PAPERBARK MAPLE
Acer griseum
25'H x 15-20'W
Deciduous

With an oval or rounded crown and open habit, this maple is a favorite for its papery sheets of bark that peel off, exposing cinnamon-colored bark beneath.



JAPANESE MAPLE

Acer palmatum
Varies
Deciduous

An exotic accent to any landscape, this plant is outstanding for its delicate, lobed foliage, unique color combinations, and striking fall color. Many varieties of Japanese maple excel in our area, mostly *Acer palmatum* or *Acer japonicum*.

There are two categories of Japanese maples: **Dissectum**, otherwise known as lace-leaf, and **Palmatum**, or full-leaf. Weeping varieties tend to get as wide (or wider) than high, and upright varieties create a vertical element in the landscape. All Japanese maples prefer morning sun and afternoon shade, but upright varieties, like 'Bloodgood' and 'Emperor I', tolerate heat and sun well and can acclimate into full sun beautifully.

SHAINA
6'H x 6-8'W



BLOODGOOD JAPANESE MAPLE

ACER (JAPANESE MAPLE) COLLECTION



FULL MOON FERNLEAF

Acer japonicum 'Aconitifolium'
10-12'H x 15'W



FULL MOON GREEN CASCADE

Acer japonicum 'Green Cascade'
6'H x 8'W



AKANE

Acer palmatum 'Akane'
8-10'H x 6-8'W



CRIMSON QUEEN

Acer palmatum dissectum 'Crimson Queen'
4-6'H x 6-8'W



ORANGEOLA

Acer palmatum dissectum 'Orangeola'
5-6'H x W



GREEN LACE

Acer palmatum dissectum 'Viridis'
4-6'H x 4'W



EMPEROR I

Acer palmatum 'Emperor I'
15'H x W



FIREGLOW

Acer palmatum 'Fireglow'
10'H x 8'W



CORAL BARK

Acer palmatum 'Sango Kaku'
15'H x 8-10'W



MIKAWA YATSUBUSA

Acer palmatum 'Mikawa Yatsubusa'
6-8'H x W



LIONSHIELD


Acer palmatum 'Shishigashira'
7'H x 4'W



RED DRAGON

Acer palmatum dissectum 'Red Dragon'
5-7'H x 6-8'W

ACER (MAPLE) COLLECTION



CRIMSON SENTRY

CRIMSON SENTRY NORWAY MAPLE
Acer platanoides 'Crimson Sentry'
 25'H x 15'W
 Deciduous

This very narrow, purple-leaved maple fits well into residential gardens or anywhere a smaller tree is desired.



ESKIMO SUNSET

ESKIMO SUNSET MAPLE
Acer pseudoplatanus 'Esk Sunset'
 15-20'H x 10-15'W
 Deciduous

A stunning maple with pink, green, and white-splashed foliage; a great understory tree that prefers afternoon shade.



CRIMSON SUNSET

CRIMSON SUNSET MAPLE
Acer truncatum x platanoides 'JFS-KW202'
 35'H x 25'W
 Deciduous

A great purple-leaved maple with a spreading, rounded crown. Beautiful scarlet coloration emerges in fall.



REDPOINTE

RED MAPLE
Acer rubrum
 40-45'H x 30-35'W
 Deciduous

A broad habit and bright-red fall color.

- Redpointe
- October Glory (later fall color)
- Sun Valley (seedless)



FALL FIESTA

SUGAR MAPLE
Acer saccharum
 50-75'H x 30-50'W
 Deciduous

Fast-growing, tough, and bright.

- Fall Fiesta
- Commemoration
- Oregon Trail



PACIFIC SUNSET

SHANTUNG MAPLE
Acer truncatum x platanoides
 30'H x 25'W
 Deciduous

More compact than a Norway maple, but with all of the brilliant fall color.

- Norwegian Sunset
- Pacific Sunset

AESCULUS - ASIMINA

BUCKEYE
Aesculus
 Deciduous

- BOTTLEBRUSH BUCKEYE
 8-12'H x 8-15'W
 White summer blooms; perfect for mass planting or specimen shrubs.
- RED BUCKEYE
 10-20'H x W
 Handsome and small with attractive deep-red flowers in spring.



BOTTLEBRUSH BUCKEYE



RED BUCKEYE



HORSECHESTNUT

RED HORSECHESTNUT
Aesculus carnea 'Briotii'
 30-40'H x 30'W
 Deciduous

A beautiful specimen with a dense, round crown, dark-pink blooms in late spring, and deep-green foliage.



SUMMER CHOCOLATE

MIMOSA
Albizia julibrissin
 20-30'H x W
 Deciduous

Distinctive fern-like foliage and pincushion-like pink blooms.

- Summer Chocolate (bronze foliage)



SPRING FLURRY

SERVICEBERRY
Amelanchier
 20'H x 8-10'W
 Deciduous

White blooms and scarlet fall color.

- Rainbow Pillar 10-12'H x 10-15'
- Autumn Brilliance 15-20'H x W
- Spring Flurry 25'H x 15'W



MASSACHUSETTS

MASSACHUSETTS KINNIKINICK
Arctostaphylos uva-ursi 'Massachusetts'
 6-10'H x 3-6'W
 Evergreen

Cold-hardy, glossy-green groundcover with pink blooms in spring, followed by red berries that persist into winter.



VIKING

CHOKEBERRY
Aronia melanocarpa 'Viking'
 3-6'H x W
 Deciduous

A low-maintenance shrub with white blooms, intense fall color, and jet-black berries that persist through winter.



PAW PAW

PAW PAW
Asimina triloba
 15-30'H x 10-15'W
 Deciduous

An attractive specimen tree with a pyramidal shape, large, droopy leaves, and edible, greenish-yellow fruit with a banana-like flavor.

AZALEA

AZALEA


Azalea
5'H x W
Semi-Evergreen

One of the most popular shrubs for a shady spot. A mounding habit makes it a perfect foundation plant for the landscape, and its bright flowers welcome spring. Ideally, choose a planting site that is shaded from afternoon sun.

- Flame Creeper
- Stewartstonian
- Herbert
- Hardy Gardenia



FLAME CREEPER



STEWARTSTONIAN



HERBERT




HARDY GARDENIA



PINK DOUBLE



POUKHANESE



GOLDEN LIGHTS

BLOOM-A-THON AZALEA

Azalea
4-5'H 3-4'W
Evergreen

Disease and heat-tolerant with many flushes of huge blooms.

- Red
- Lavender

POUKHANESE COMPACT AZALEA

Azalea yedoense
4'H x 5'W
Semi-Evergreen

An old-fashioned azalea with a dense habit and an abundance of lavender blooms in the spring.

EXBURY AZALEA

Azalea exbury
4'H x W
Deciduous

A very hardy selection with large, fragrant double blooms.

- Rosy Lights
- Gibraltar



GIRARD AZALEA

Azalea x Girard
3-4'H x W
Semi-Evergreen

An extremely hardy azalea with a profusion of blooms each spring and a mounding habit.



ASHLEY MARIE



FUCHSIA



HOT SHOT



PLEASANT WHITE



RENE MICHELLE



ROSE

GIRARD AZALEA



BARBERRY

Berberis thunbergii
3-6'H x W
Deciduous

Excellent for small hedges, foundation plantings, or borders. Good sun exposure accentuates its color.

PILLAR BARBERRY

4'H x 2'W

An outstanding columnar habit adds instant drama in the garden.



ORANGE ROCKET



SUNJOY GOLD

DWARF BARBERRY

1-2'H x W

Very compact and colorful; no pruning required.



GOLDEN NUGGET




CONCORDE

GOLDEN RUBY BARBERRY



BETULA (BIRCH)




HERITAGE

RIVER BIRCH

Betula nigra
40'H x 30'W
Deciduous

A popular tree with attractive, peeling bark; tolerant of wet, low-lying areas.

- Heritage
- Dura Heat



LITTLE KING

LITTLE KING RIVER BIRCH

Betula nigra 'Little King'
10'H x W
Deciduous

A dwarf river birch that's perfect for smaller gardens and compact spaces. Its exfoliating bark provides year-round interest.



YOUNGII WEEPING

YOUNGII WEEPING BIRCH

Betula pendula 'Youngii'
8-12'H x 15-20'W
Deciduous

An unusual accent tree with a graceful, weeping habit.



JACQUEMONT

JACQUEMONT HIMALAYAN BIRCH

Betula utilis 'Jacquemontii'
20-30'H x 18-20'W
Deciduous

The brightest white bark of any tree, with a graceful, open-branched habit.



ROYAL FROST

ROYAL FROST BIRCH

Betula x 'Royal Frost'
40'H x 25'W
Deciduous

A glossy, burgundy leaf color and cinnamon-to-white, exfoliating bark put this birch in a class of its own.

LACKING THE SPACE FOR A FULL-SIZED RIVER BIRCH? TRY **LITTLE KING**, A DWARF RIVER BIRCH THAT MAXES OUT AT 10'H X W.



BUTTERFLY BUSH

Buddleia davidii
Deciduous

A butterfly magnet that's beautiful and easy to grow, with spectacular summer color from fragrant, cone-shaped flower spikes.

- Black Knight
- Miss Violet
- Adonis Blue
- Miss Molly



MISS VIOLET

DWARF BUTTERFLY BUSH 1-2'H x W

Very compact and colorful; no pruning required.

- Blue Chip
- Blue Chip Jr.
- Ice Chip
- Pink Micro Chip
- Pugster Series
- Purple Haze



BLUE CHIP



ICE CHIP



PINK MICRO CHIP

MISS MOLLY BUTTERFLY BUSH

BUXUS (BOXWOOD)

BOXWOOD

Buxus
Broadleaf Evergreen

One of the most popular evergreen shrubs for the landscape, featuring beautiful, dark-green foliage through the winter. Typically slow growing, it can be pruned at any time. We carry the most winter-tolerant varieties.

- Green Gem 2'H x W
- Green Mountain 5'H x 4'W
- Green Velvet 3-4'H x W
- Newport Blue 3-5' H x W
- True Dwarf 1-2'H x W
- Winter Gem 4'H x W



GREEN MOUNTAIN



GREEN VELVET



INTENSE WINTER SUN CAN SCORCH BOXWOOD, BRONZING THE FOLIAGE. SPRAY BOXWOOD WITH WILT-PRUF EVERY 6 WEEKS THROUGH THE WINTER TO KEEP IT LOOKING ITS BEST.



GRAHAM BLANDY



VARIEGATED ENGLISH



UPRIGHT BOXWOOD

Buxus sempervirens
6-8'H x 1-2'W
Broadleaf Evergreen

Narrow, upright, and great for containers.

- Graham Blandy
- Dee Runk

VARIEGATED ENGLISH BOXWOOD

Buxus sempervirens 'Variegata'
5-6' H x W
Broadleaf Evergreen

This boxwood's creamy-white variegation adds interest and color.

CALLICARPA - CARYOPTERIS



PURPLE PRIDE



APHRODITE



BEAUTYBERRY
Callicarpa
4-6'H x W
Deciduous

A vigorous shrub with year-round interest; lavender to white flowers in spring followed by lilac berries in fall and winter.

- Purple Pride 3-4'H x W
- Profusion 4-6'H x W

CAROLINA ALLSPICE
Calycanthus floridus
5-8'H x W
Deciduous

With burgundy, strawberry-scented flowers, this plant works well as a background for the perennial garden.

- Aphrodite



FRANS FONTAINE



DARK KNIGHT



HORNBEAM
Carpinus betulus
30-40'H x 15'W
Deciduous

A charming, long-living, columnar street tree that's great for use as a screen.

- Lucas
- Frans Fontaine

CARYOPTERIS
Caryopteris x clandonensis
2-4'H x W
Deciduous

A late-blooming, versatile mounding shrub with fragrant, purple blossoms.

- Blue Mist
- Dark Knight



HORSTMANN BLUE ATLAS CEDAR

Cedrus atlantica glauca 'Horstmann'
12-15'H x 8-10'W
Evergreen

An icy-blue color and unusual form make this cedar a year-round show-stopper. Its smaller size is perfect for any landscape.



CEDRUS (CEDAR)



BLUE CASCADE ATLAS

BLUE CASCADE ATLAS CEDAR
Cedrus atlantica 'Blue Cascade'
 8-12'H x W
 Evergreen

A weeping form with cascading branches.



COLUMNAR BLUE ATLAS

COLUMNAR BLUE ATLAS CEDAR
Cedrus atlantica glauca fastigiata
 20-30'H x 8-12'W
 Evergreen

Fantastic color with a more slender footprint.



BLUE ATLAS

BLUE ATLAS CEDAR
Cedrus atlantica glauca
 25-35'H x 15-20'W
 Evergreen


One of the most popular evergreen conifers. Great color and character for the landscape.



WEEPING BLUE ATLAS

WEEPING BLUE ATLAS CEDAR
Cedrus atlantica glauca 'Pendula'
 6-8'H x 10'W
 Evergreen

A dramatic, drooping form makes a great specimen plant.



GOLDEN HIMALAYAN

GOLDEN HIMALAYAN CEDAR
Cedrus deodara 'Aurea'
 30'H x 10'W
 Evergreen

A pyramidal tree with graceful, pendulous branches. Yellow new growth darkens through summer.



KARL FUCHS HIMALAYAN

KARL FUCHS HIMALAYAN CEDAR
Cedrus deodara 'Karl Fuchs'
 25-30'H x 15-20'W
 Evergreen

A popular specimen tree with ice-blue needles, a graceful shape, and interesting cones.

CERCIS - CHAMAECYPARIS



EASTERN REDBUD

REDBUD
Cercis canadensis
 Deciduous

Valued for its timing; flowers appear before foliage to welcome spring.

- Little Woody 8-10'H x W
- Whitebud 20-30' H x W
- Oklahoma 15-20' H x W



BURGUNDY HEARTS

BURGUNDY HEARTS REDBUD
Cercis canadensis 'Greswan'
 20-25'H x W
 Deciduous

An improved variety of Forest Pansy. The new, red-purple growth holds its color better throughout the season.



THE RISING SUN

THE RISING SUN REDBUD
Cercis canadensis
 12-15'H x W
 Deciduous

A dwarf redbud. Golden-orange and lime-green new growth follow dark-lavender blooms in spring.



RUBY FALLS

RUBY FALLS REDBUD
Cercis canadensis 'Ruby Falls'
 6-8'H x 5-6'W
 Deciduous

Compact and weeping with large, burgundy, heart-shaped leaves. Lavender blooms cover graceful, weeping branches in early spring.



SCARLET STORM

DOUBLE TAKE QUINCE
Chaenomeles speciosa
 3-4'H x W
 Deciduous

Thornless and fruitless, with bright double blooms in spring.

- Orange Storm
- Pink Storm



WEEPING ALASKAN

WEEPING ALASKAN CEDAR
Chamaecyparis nootkatensis 'Pendula'
 30-40'H x 15-18'W
 Evergreen

Blue-green with a drooping habit.

More compact varieties include:

- Green Arrow 30'H x 2-4'W
- Van Den Akker 20'H x 2-4'W

CHAMAECYPARIS

FALSE CYPRESS

Chamaecyparis
Sun - Partial Shade
Evergreen

Though very slow-growing, the exotic, fern-like textures and rich colors of these trees make them a sought-after addition to the landscape. Its colors range from blue-green to lush-green to striking yellow-green.



NANA GRACILIS

Chamaecyparis obtusa 'Nana Gracilis'
4-6'H x 4'W



CONFUCIUS

Chamaecyparis obtusa 'Confucius'
5-10'H x 4'W



MELODY

Chamaecyparis obtusa 'Melody'
6'H x 4'W



GRACIOSA

Chamaecyparis obtusa 'Graciosa'
8-12'H x 5'W



SLENDER

Chamaecyparis obtusa 'Gracilis'
8-12'H x 4'W



DWARF

Chamaecyparis obtusa 'Nana'
2-4'H x W



FERNSPRAY GOLD

Chamaecyparis obtusa 'Fernspray Gold'
6-10'H x 5'W



GOLDEN DWARF

Chamaecyparis obtusa 'Nana Lutea'
4'H x 2'W



BOULEVARD

Chamaecyparis pisifera 'Cyano Viridis'
8-12'H x 6-8'W



GOLDEN MOP

Chamaecyparis pisifera 'Golden Mop'
6-8'H x 6-7'W



LEMON THREAD

Chamaecyparis pisifera filera 'Lemon Thread'
3-4'H x W

CHAMAECYPARIS

CHIONANTHUS - CORNUS



FRINGETREE



VANILLA SPICE



FRINGETREE
Chionanthus virginicus
 15-20'H x W
 Deciduous

Striking, with an attractive dome shape and clusters of fragrant, white blooms with yellow fall color.

SUMMERSWEET
Clethra alnifolia
 Deciduous

Bushy and full, with a flood of fragrant flower spikes in summer.

- Hummingbird 3-4'H x W
- Vanilla Spice 3-5'H x W
- Ruby Spice 6-8'H x 4'W



GARDEN GLOW



MILKY WAY



SHRUB DOGWOOD
Cornus
 4-6'H x W
 Deciduous

- Fast-growing and multi-stemmed with red winter stems.
- Garden Glow (a unique chartreuse)
 - Ivory Halo (variegated foliage)
 - Arctic Fire (compact, non-suckering)

KOUSA DOGWOOD
Cornus kousa chinensis
 20'H x W
 Deciduous

- Sun and heat-tolerant, blooming after flowering dogwoods.
- Milky Way (white blooms)
 - Venus (large white blooms)
 - Stellar Pink



FLOWERING DOGWOOD

Cornus florida
 20'H x W
 Deciduous

A timeless, small spreading tree with lush spring blooms, followed by fiery color and red fruit in fall.


- Cherokee Brave (red blooms)
- Cherokee Chief (red blooms)
- Cherokee Princess (white blooms)
- Cloud Nine (white blooms)
- Pink

OTHER NOTABLE VARIETIES

We love their unique variegation and white blooms.



CHEROKEE DAYBREAK



CHEROKEE SUNSET

CHEROKEE PRINCESS FLOWERING DOGWOOD



CORYLUS - DAPHNE



HARRY LAUDER'S WALKING STICK

HARRY LAUDER'S WALKING STICK
Corylus avellana 'Contorta'
 8-10'H x 6-8'W
 Deciduous

A fantastic accent shrub with corkscrew-like branches that's especially showy in winter.
 · Red Majestic (burgundy foliage)



GOLDEN SPIRIT

SMOKETREE
Cotinus coggygia
 Deciduous


A great small tree with bold foliage and unique, smoky blooms.
 · Golden Spirit 15'H x 10'W
 · Royal Purple 15'H x 12'H



WINECRAFT

WINECRAFT BLACK SMOKETREE
Cotinus coggygia 'NCC01'
 5-7'H x 4-6'W
 Deciduous

Round leaves emerge a deep purple and darken to near-black. Soft, smoky blooms in early summer, followed by brilliant red and orange fall color.



STREIB'S FINDLING

COTONEASTER
Cotoneaster
 Evergreen

A spreading plant with small, pink flowers in spring and red berries.
 · Cranberry 3'H x 6'W
 · Tom Thumb 1-2'H x 5'W
 · Streib's Findling 1-2'H x 3-6'W



BLUE ICE

BLUE ICE ARIZONA CYPRESS
Cupressus arizonica 'Blue Ice'
 20'H x 12'W
 Evergreen


One of the nicest cultivars, with adaptable, soft-blue foliage. It likes the heat and tolerates dry conditions.
 · Raywood's Weeping



ETERNAL FRAGRANCE

DAPHNE
Daphne
 2-3'H x 3'W
 Semi-Evergreen

A tidy shrub with fragrant, pale-pink flowers that prefers well-drained soil.
 · Carol Mackie (variegated foliage)
 · Eternal Fragrance



CHARDONNAY PEARLS DEUTZIA

Deutzia gracilis 'Duncan'
 2-3'H x W
 Deciduous

A fragrant, early-blooming, compact shrub with pearl-like flower buds. Its vibrant, chartreuse foliage adds color to the landscape even when it's not in bloom.



EUONYMUS



COLE'S COMPACT



MANHATTAN

BURNING BUSH EUONYMUS

Euonymus alatus
Deciduous

A popular foundation plant prized for its fiery-red fall color.

- Cole's Compact 6-8'H x W
- Dwarf 6-8'H x W
- Little Moses 3-4'H x W

MANHATTAN EUONYMUS

Euonymus kiautschovicus
3-8'H x 3-5'W

Semi-Evergreen

A handsome shrub for a neat, formal appearance; easily pruned and shaped.



MOONSHADOW



GREEN SPIRE

WINTERCREEPER EUONYMUS

Euonymus fortunei
1-2'H x 2-5'W
Semi-Evergreen

Low-growing with colorful foliage.

- Ivory Jade
- Moonshadow
- Golden Prince

JAPANESE EUONYMUS

Euonymus japonicus
3-6'H x 2-5'W
Semi-Evergreen

Colorful and upright, with dramatic foliage and bright variegation on some varieties.

- Chollipo
- Golden

FAGUS - FORSYTHIA



RED OBELISK

PURPLE BEECH

Fagus sylvatica
Deciduous

Vibrant, purple foliage and a wide variation in cultivars for any landscape.

- Dawyck Purple 40'H x 12'W
- Red Obelisk 25-35'H x 8-10'W
- River's Purple 40-50'H x 20-30'W



PURPLE WEEPING

PURPLE WEEPING BEECH

Fagus sylvatica 'Purpurea Pendula'
6-8'H x 10'W

Deciduous

A unique specimen with a weeping habit and purple foliage.

- Purple Fountain 20'H x 15'W




TRICOLOR

TRICOLOR BEECH

Fagus sylvatica 'Roseo-marginata'
25-35'H x 18-25'W

Deciduous

This striking foliage is purple with irregular, pink-and-white edges, giving an overall pink effect.



MAGICAL GOLD

FORSYTHIA

Forsythia x intermedia
Deciduous

An explosion of brilliant yellow color.

- Gold Tide 2-4'H x 3-4'W
- Lynwood Gold 8-10'H x 10-12'W
- Magical Gold 5'H x 4'W
- Show Off 4'H x W

FORSYTHIAS BLOOM ON OLD WOOD, SO MAKE SURE TO PRUNE THEM BACK IMMEDIATELY AFTER THEY FLOWER.



GINKGO

Ginkgo biloba
Deciduous

A superb, slow-growing yard or street tree with distinctive, fan-shaped, green foliage that turns a bright, golden-yellow for fall. Its leaves drop all at once in the fall for easy cleanup.

- Autumn Gold 35-50'H x W
- Princeton Sentry 40-50'H x 20-25'W



DWARF GINKGO

Smaller varieties with the same distinctive foliage.

- Chi Chi 10'H x 6-8'W
- Jade Butterfly 12-15'H x 10'W
- Mariken 12-15'H x 10'W



JADE BUTTERFLY

AUTUMN GOLD GINKGO

FOTHERGILLA - HEPTACODIUM



BLUE SHADOW



FOTHERGILLA

Fothergilla
3-6'H x W
Deciduous

An elegant shrub with honey-scented spring blooms, beautiful summer foliage, and fiery fall color.

- Mount Airy
- Blue Shadow



SUNBURST



HONEYLOCUST

Gleditsia triacanthos
Deciduous

These extremely-tough, fast-growing trees are tolerant of adverse soil and weather conditions.

- Shademaster 45'H x 35'W
- Sunburst 30-35'H x 30'W



DIANA



WITCH HAZEL

Hamamelis x intermedia
10-12'H x W
Deciduous

This early-bloomer is brightly colored in the midst of winter.

- Arnold Promise (yellow blooms)
- Diana (red blooms)
- Jelena (orange blooms)



SEVEN-SON FLOWER



SEVEN-SON FLOWER

Heptacodium miconioides
15-20'H x 15'W
Deciduous

A large shrub or small tree that offers year-round interest. Soft-green leaves emerge in spring, maturing to a verdant green in summer. White blossoms appear in early fall, followed by brilliant, red fruit with fan-like bracts.

ROSE OF SHARON (ALTHEA)

Hibiscus syriacus
8-12'H x 4-6'W
Deciduous

A very rugged, nearly maintenance-free plant that thrives in poor growing conditions, featuring bright, tropical blooms from mid-summer until the first frost.



ALSO AVAILABLE IN TREE FORM



AZURRI SATIN



VIOLET SATIN



BLUE SATIN



SUGAR TIP




LAVENDER CHIFFON



WHITE CHIFFON



BLUEBERRY SMOOTHIE




RASPBERRY SMOOTHIE



PEPPERMINT SMOOTHIE

LIL' KIM 3-4'H x W

A dwarf variety with beautiful blooms all summer that's available in white, red, and violet.



SMOOTHIE FUSION ALTHEA

COLOR YOUR LANDSCAPE WITH SHRUBS

FIVE WAYS TO KEEP THEM THRIVING

- 1 | **Feed them in late fall** with a granular fertilizer like Family Tree Nursery General Purpose or Holly-Tone.
- 2 | Give your sun shrubs **at least 6 hours of direct sun** each day.
- 3 | Plant shade shrubs where they can get the filtered light they need to bloom; **they do particularly well in eastern exposure**, where they get a half-day of cooler sun.
- 4 | **Mulch 2-3 inches** around shrubs to cool their roots and help them retain moisture.
- 5 | Proper watering is key. Set a hose at the base of your plants and let it trickle for **one hour each week** during the growing season.

PRUNING

The trimming time frame is the biggest difference between the care of spring and summer flowering shrubs. Early bloomers like lilacs and forsythia need to be cut back immediately after blooming. These usually bloom on old wood, so cutting too late can considerably reduce next season's blooms.

Summer blooming shrubs can be cut back in late fall or early spring. As a general rule, you can remove approximately one-third of the plant. Some shrubs, like butterfly bush and spirea, respond well to heavy pruning.

Dead limbs can be removed at any time and will visibly improve the appearance of your shrubs. Always use a sharp pair of pruners to make a clean cut when trimming.

Spring Flowering Shrubs

- AZALEA
- DAPHNE
- DEUTZIA
- FORSYTHIA
- LILAC
- MOUNTAIN LAUREL
- MOCKORANGE
- PIERIS
- RHODODENDRON
- SPIREA
- SWEETSPIRE
- WEIGELA

Summer Flowering Shrubs

- BUTTERFLY BUSH
- CARYOPTERIS
- CRAPEMYRTLE
- HYDRANGEA
- POTENTILLA
- ROSES
- ROSE OF SHARON
- SPIREA
- ST. JOHN'S WORT
- SUMMERSWEET

ANNABELLE HYDRANGEA

Hydrangea arborescens

4-5'H x W

Deciduous

A vigorous hydrangea cultivar with huge, pure-white blooms that open well even in full shade. Set buds on new wood, so they can be pruned back anytime.



INCREDIBALL

Hydrangea arborescens 'Abetwo'

4-5'H x W

The habit of Annabelle with even larger blooms, some measuring up to 12" in diameter.



INCREDIBALL

WEE WHITE

24-30"H x W

A strong re-bloomer, Wee White is a dwarf, Annabelle-type hydrangea with a compact, mounded shape and clean, white blooms all summer long.



WEE WHITE



HYDRANGEA

BIGLEAF HYDRANGEA

Hydrangea macrophylla

An old-fashioned favorite, these traditional hydrangeas have large flower heads in summer. Bigleaf hydrangea varieties prefer filtered sun or eastern exposure. Many varieties bloom on old wood, so prune plants soon after flowering.



BLOOMSTRUCK

3-4'H x 4-5'W

Blue or pink, depending on pH



NANTUCKET BLUE

4-5'H x W

Blue or pink, depending on pH



PISTACHIO

2-3'H x 3-4'W

Lime-accented, rosy blooms



AFTER MIDNIGHT

4'H x W

Pink or lavender, depending on pH



CITYLINE PARIS

1-3'H x W

Deep pink



FUCHSIA GLOW

4'H x 4'W

Deep fuchsia pink



PINK ELF (PIA)

2'H x 2'W

Pink blooms



TUFF STUFF

3-4'H x 3-4'W

Blue or pink, depending on pH

YOU CAN ALTER THE BLOOM COLOR OF SOME BIGLEAF HYDRANGEA VARIETIES BY ADJUSTING THE SOIL'S pH. ADDING ALUMINUM SULFATE TO THE SOIL WILL TURN BLOOMS BLUE; ADDING LIME WILL CHANGE THE BLOOMS TO PINK.


HYDRANGEA



QUICK FIRE

QUICK FIRE HYDRANGEA
Hydrangea paniculata 'Bulk'
 6-7'H x 3-5'W

Clean, white blooms open in early summer and age to a deep, pinkish-red. This super-hardy hydrangea blooms on new wood and is great for cut or dried arrangements.



LITTLE QUICK FIRE

LITTLE QUICK FIRE HYDRANGEA
Hydrangea paniculata 'SMHPLQF'
 3-5'H x 3-5'W


A dwarf version of Quick Fire that blooms just as early. Its clean, white blooms turn reddish-pink with age and its compact size fits almost any location.



STRAWBERRY SUNDAE

STRAWBERRY SUNDAE HYDRANGEA
Hydrangea paniculata 'Rensun'
 4-5'H x 3-4'W


A compact panicle hydrangea, its long-lasting blooms open white and turn pink with age. The color changes from the base of the cluster, lending a unique, two-toned appearance.



BOBO

BOBO HYDRANGEA
Hydrangea paniculata 'Ilvobo'
 3'H x 3-4'W


A compact dwarf panicle hydrangea, Bobo blooms profusely from summer through frost. Enormous, creamy-white flowers become pinkish-red as they age, especially going into fall.



LIMELIGHT

LIMELIGHT HYDRANGEA
Hydrangea paniculata
 6-8'H x W

Huge panicles of flowers emerge chartreuse and open to white before fading to dusty rose. Limelight makes an excellent hedge or accent plant, and is also grown in tree form.



LITTLE LIME

LITTLE LIME HYDRANGEA
Hydrangea paniculata 'Jane'
 3-4'H x W

The big blooms of Limelight on a smaller, more compact plant.

OAKLEAF HYDRANGEA
Hydrangea quercifolia
 Deciduous

A fabulous shrub that can adapt to almost any environment. Large clusters of white flowers are held upright above dark-green, oakleaf-shaped foliage. In the fall, its flowers fade to a dusty-pink shade and the leaves become a brilliant crimson. Prune these hydrangeas after they flower.

- Alice 8-10'H x W
- Munchkin 3'H x 4'W
- Snow Queen 5-6'H x W
- Snow Flake 5-6'H x W



ALICE



SNOW QUEEN



RUBY SLIPPERS

RUBY SLIPPERS OAKLEAF HYDRANGEA
Hydrangea quercifolia
 3-4'H x 4-5'W
 Deciduous

A superb dwarf hydrangea with white blooms that become a vibrant pink.



SUNBURST


ST. JOHN'S WORT
Hypericum frondosum
 2-3'H x 4'W
 Deciduous

An excellent upright shrub, St. John's Wort brightens the mid-summer landscape with bright-yellow flowers.

- Blue Velvet 4'H x W
- Sunburst 2-3'H x 4'W

HYDRANGEA - HYPERICUM

ILEX (HOLLY)



GEMBOX



INKBERRY HOLLY

Ilex glabra
3-5'H x W
Broadleaf Evergreen

Compact, with shiny, dark-green leaves; great for foundation plantings.

- Gembox
- Shamrock



BLUE COMBO



BLUE COMBO HOLLY

Ilex x meserveae
5-10'H x 5-10'W
Broadleaf Evergreen

Pairing a male and female in the same pot guarantees bright berries. With excellent heat tolerance, its dense branching habit takes shearing well.



HONEY MAID



HONEY MAID HOLLY

Ilex x meserveae
4-10'H x 3-5'W
Broadleaf Evergreen

A fantastic, variegated holly with consistent coloration.



BERRY POPPINS




WINTERBERRY HOLLY

Ilex verticillata
12'H x 5'W
Deciduous

A profusion of bright-red berries combined with dense, dark-green foliage.

- Berry Poppins



CASTLE SPIRE



UPRIGHT HOLLY

Ilex x meserveae
Broadleaf Evergreen

A strong, pyramidal habit, deep-green foliage, and bright-red berries on pollinated female varieties that persist into spring. This holly is great for foundation plantings, screening, or as an upright accent in the landscape.

- Centennial Girl 12'H x 5'W
- Castle Wall (Male) 5-8'H x 3-4'W
- Dragon Lady 15'H x 4'W
- Castle Spire (Female) 5-8'H x 3-4'W



LITTLE RASCAL HOLLY

Ilex x meserveae 'Mondo'
Male varieties (no berries)
2-3'H x W
Evergreen

An extremely cold-hardy shrub that requires little to no maintenance. Little Rascal's dense, compact form fits nicely into the landscape and its glossy, deep-green foliage contrasts well with other plants.



SCALLYWAG HOLLY

Ilex x meserveae 'Monnieves'
4-5'H x W

A sport of Little Rascal that's larger in size, but with a more upright habit.





LITTLE HENRY SWEETSPIRE

Itea virginica 'Sprich'
3-4'H X W
Deciduous

A fabulous dwarf shrub for any spot in the landscape, its fragrant, bottle-brush flowers and garnet fall color add year-round interest to this award-winning plant.



HENRY'S GARNET

Itea virginica
5-6'H x W
Little Henry's big brother.



JUNIPERUS (JUNIPER)

JUNIPER *Juniperus* Sun Evergreen

A large family of evergreen conifers with different growth habits, foliage color and needle types. They're drought-tolerant once established, and very adaptable to a wide range of soil, wind, and water conditions.



DAUB'S FROSTED

Juniperus chinensis 'Daub's Frosted'
1-2'H x 5-6'W



PERFECTA

Juniperus chinensis 'Perfecta'
12-15'H x 5-8'W



SAYBROOK GOLD

Juniperus chinensis 'Saybrook Gold'
4-5'H x 6'W



SEA GREEN

Juniperus chinensis 'Sea Green'
4-6'H x W



SPARTAN

Juniperus chinensis 'Spartan'
15'H x 5-6'W

JUNIPERUS (JUNIPER)



COMPRESSA

Juniperus communis 'Compressa'
6'H x 1-2'W




GOLD CONE

Juniperus communis 'Gold Cone'
4-6'H x 2-3'W



LIME GLOW

Juniperus horizontalis 'Lime Glow'
1'H x 2-3'W



ICEE BLUE

Juniperus horizontalis 'Monber'
4-6'H x 6-8'W



MOTHER LODE

Juniperus horizontalis 'Mother Lode'
4-6'H x 6-8'W



DWARF JAPANESE GARDEN

Juniperus procumbens 'Nana'
1'H x 3-5'W

A GUIDE TO CORRECT PLANTING

FOUR SIMPLE STEPS FOR HAPPY, HEALTHY PLANTS

1. Dig the hole about **twice as wide and slightly deeper** than the container or root ball.
2. In a 1:1 ratio, mix the existing soil with compost. Place enough of the mixture in the planting hole to **raise the top of the root ball to ground level or slightly higher**. Use the soil mixture to fill in around the root ball, pressing down to eliminate air pockets. When planting a tree with a burlap-wrapped root ball, untie and remove all twine or wire before unwrapping the burlap. Push the burlap to the bottom of the hole and backfill around the root ball with the soil and compost mixture.
3. Water the plant thoroughly at its base with a hose set to a pencil-sized trickle. Smaller plants should be watered for 30 minutes each, while larger trees and shrubs will need 1-2 hours of continuous watering. Repeat the watering process **once every 7-10 days in the growing season and once a month on warmer days in the winter**.
4. We recommend applying root stimulator **once a month from April through October on any new plantings**. Slow release fertilizer, such as Family Tree General Purpose or Holly-Tone should be applied each year in the spring and fall.

PLANTING HOW-TO

AMENDING THE SOIL

Amending is critical for heavy clay soil. Use a shovel to turn soil for a single plant, or a rototiller for an entire bed.

We recommend amending in a ratio of **equal parts compost and soil from the hole**.

ALWAYS MARK UTILITIES BEFORE DIGGING.



WATERING PROPERLY

The key to healthy root growth is to **water deeply and less often**. Always water well after planting and give new plants an inch of water every 7-10 days. Using a hose at the base for a slow soak is best for large trees and shrubs. Use a rain gauge to track how much water your plants actually receive.



MULCHING WELL

Proper mulching doesn't just look good; it cools roots, stops weeds, and retains moisture. The secret lies in using just the right amount. You need at least 2 inches for any benefit, but over-mulching can hold in too much moisture and cause rot. **Mulching 2-3 inches deep around plants is ideal.**



JUNIPERUS (JUNIPER)



GREY GUARDIAN

Juniperus virginiana 'Greguard'
2-3'H x 3-5'W



CANAERTI

Juniperus virginiana 'Canaerti'
20-30'H x 15-20'W



TAYLOR

Juniperus virginiana 'Taylor'
20-30'H x 2-3'W



BLUE STAR

Juniperus squamata 'Blue Star'
2'H x 3'W

PESKY EVERGREEN PROBLEMS

NEEDLE DROP

Brown needles can be worrisome, but most evergreens typically lose needles every few years. If the shedding is isolated to the interior of the tree, all is well. Brown outer needles, however, can be a sign of environmental distress.

BAGWORMS

Bagworms are caterpillars that encase themselves in a protective bag as they feed on evergreens, especially juniper and arborvitae. Hand-pick the bags as they appear, and spray with an insecticide in June.

SNOW & ICE

Heavy snow and ice can be detrimental to many evergreens. While crazy weather can't be avoided, proper pruning, consistent watering, and timely removal can alleviate potential problems.

KALMIA - LABURNUM



MINUET MOUNTAIN LAUREL

MINUET MOUNTAIN LAUREL

Kalmia latifolia
3'H x W
Evergreen

Striking spring color and glossy foliage with pink buds that open to maroon-banded flowers.



JAPANESE ROSE KERRIA

JAPANESE ROSE KERRIA

Kerria japonica pleniflora
3-6'H x W
Deciduous

A tough, graceful, arching shrub with pom-poms of yellow flowers in the spring.



GOLDEN RAIN TREE

GOLDEN RAIN TREE
Koelreuteria paniculata
20-30'H x W
Deciduous

This tough shade tree with a tidy habit and a well-behaved root system is popular for its long panicles of fragrant, yellow flowers in early summer.



GOLDEN CHAIN TREE

GOLDEN CHAIN TREE
Laburnum watereri 'Vossii'
20'H x 15'W
Deciduous

An attractive lawn tree with long, pendulous clusters of fragrant, yellow flowers in the summer.

CRAPEMYRTLE

Lagerstroemia indica

5-12'H x 4-5'W

Deciduous

An eye-catching shrub that thrives in summer heat and is late to emerge in spring. Crapemyrtle flowers from summer to fall in pink, red, purple, and white.



PRINCESS SERIES

A heavy-blooming and cold-tolerant dwarf series.

- Princess Holly Ann 4-5'H x W
- Princess Kylie 2-3'H x W
- Princess Lyla 1-2'H x W
- Princess Jaden 1-2'H x W




HOLLY ANN



KYLIE



LYLA



JADEN

DWARF VARIETIES

1-2'H x W

The perfect dwarf Crapemyrtle to fit in any spot.



BARISTA SERIES



POCOMOKE



DYNAMITE CRAPEMYRTLE

LARIX - LIRIODENDRON



WEeping EUROPEAN LARCH

WEeping EUROPEAN LARCH

Larix decidua pendula

8-10'H x W

Deciduous

This unique, deciduous conifer creates a striking focal point in the landscape.



RAINBOW LEUCOTHOE

RAINBOW LEUCOTHOE

Leucothoe fontanesiana

3-5'H x W

Broadleaf Evergreen

Gracefully-arching, eye-catching, red stems with mottled, colorful leaves of white, green, and red.



GOLDEN VICARY

PRIVET

Ligustrum vulgare

Semi-Evergreen

An excellent upright shrub that's great for hedges.

- Golden Vicary 8-10'H x W
- Lodense 4'H x W
- Sunshine 4-5'H x W



TULIP TREE

TULIP TREE

Liriodendron tulipifera

50'H x 30'W

Deciduous

A large, beautiful garden tree with unique, bluish-green leaves and spectacular tulip-shaped, yellow flowers.



BRACKEN'S BROWN BEAUTY MAGNOLIA

Magnolia grandiflora
30-50'H x 20'W
Broadleaf Evergreen

A dense flowering tree with enormous, creamy flowers that are exotically fragrant; its leathery foliage is dark green on top and brown underneath.




MAGNOLIA



BUTTERFLIES

BUTTERFLIES MAGNOLIA
Magnolia acuminata
15-20'H x 8-18'W
Deciduous

Considered to be one of the best of all yellow magnolias, these blooms are held upright like butterflies upon the branches.



JANE

JANE MAGNOLIA
Magnolia x 'Jane'
10-15'H x 10'W
Deciduous

A striking, multi-trunked magnolia that's perfect for colder climates.



SAUCER

SAUCER MAGNOLIA
Magnolia soulangeana
20-25'H x W
Deciduous

A beautiful lawn tree with huge, saucer-shaped blooms.



ROYAL STAR

ROYAL STAR MAGNOLIA
Magnolia stellata
8-12'H x 8-10'W
Deciduous

A small, multi-trunked tree with large, fragrant, double-white flowers that appear before the foliage.



MOONGLOW

SWEET BAY MAGNOLIA
Magnolia virginiana
15-20'H x 12-15'W
Semi-Evergreen

A small, graceful tree with creamy-white, lemon-scented flowers.

- Green Shadow
- Moonglow

ROYAL RAINDROPS CRABAPPLE

Malus x JFS-KW5
20'H X 15'W
Deciduous

One of the most popular flowering crabapples, its bright-pink flowers pop against burgundy foliage.



ORNAMENTAL CRABAPPLE

Malus

A beautiful ornamental tree with a profusion of spring blooms, followed by bright-red fruit later in the season.

- Lollipop 10'H x W
- Sargent Tina 5'H x 6'W
- Sugar Tyme 14-18'H x 10-15'W



SARGENT TINA

METASEQUOIA - MICROBIOTA




GOLD RUSH

DAWN REDWOOD

Metasequoia glyptostroboides
70'H x 25'W
Deciduous

A fast-growing, deciduous conifer with a narrow form and bright-green foliage.

- Gold Rush 50'H x 20'W (smaller with golden foliage)
- Miss Grace 10'H x 5'W (dwarf variety)



SIBERIAN CYPRESS

SIBERIAN CYPRESS

Microbiota decussata
18'H x 6'W
Evergreen

A great evergreen spreader for shade with bright-green, feathery foliage.

- Drew's Blue (blue-green foliage)

PRUNING TIPS

Proper pruning is important for maintaining healthy, attractive plants. When plants are pruned well, it's difficult to notice that they've been pruned at all. Avoid shearing plants too severely; for most landscapes, a plant's natural form is best. The right tool will make the job easier; a good, sharp pair of pruners, lopping shears, and a high-quality hand saw will make pruning a breeze.

WHY SHOULD I PRUNE?

- To remove dead or dying branches injured by disease, animals, storms, or other damage.
- To keep shrubs well-proportioned, or to maintain a desired form, such as a hedge or tree.
- To remove weak or unwanted branches, suckers, or narrow-angled tree branches that overhang homes, parking areas, and sidewalks.

WHEN SHOULD I PRUNE?

- Late winter is the best time for pruning, when trees are dormant.
- Early-blooming trees and shrubs should be pruned soon after flowering.
- Evergreens can be pruned at any time throughout the season.
- Avoid heavy pruning in the hottest parts of summer to protect your plants from undue stress.



NANDINA (HEAVENLY BAMBOO)

Nandina domestica
Semi-Evergreen

Exceptionally-colored, bamboo-like foliage makes this shrub a standout. Use it en masse in the landscape for great color and texture.

- Firepower 2'H x W
- Tuscan Flame 3-4'H x W



FIREPOWER HEAVENLY BAMBOO

NYSSA - PHYSOCARPUS



WILDFIRE

WILDFIRE BLACK GUM
Nyssa sylvatica 'Wildfire'
30-40'H x 20-30'W
Deciduous

An excellent street tree with unmatched fall color and red new growth.



PERSIAN IRONWOOD

PERSIAN IRONWOOD
Parrotia persica
25-30'H x 20-25'W
Deciduous

A perfect lawn tree with fabulous fall color and mottled, peeling bark.
· Vanessa 20'H x 14'W



MINNESOTA SNOWFLAKE

MOCKORANGE
Philadelphus virginialis
Deciduous

An incredibly tough shrub prized for its very fragrant, white double blooms.

- Miniature Snowflake 2-3'H x 1-2'W
- Minnesota Snowflake 6-9'H x 4-6'W



CENTER GLOW

NINEBARK
Physocarpus opulifolius
Deciduous

Vigorous, with unique foliage and attractive, peeling bark.

- Centerglow 6-10'H x 5-6'W
- Amber Jubilee 5-6'H x 5'W
- Little Devil 4'H x W
- Summer Wine 4-6'H x W


PICEA (SPRUCE)



NORWAY SPRUCE

NORWAY SPRUCE
Picea abies
 40–60'H x 20–30'W
 Evergreen

Dense and dark, with a pyramidal habit and graceful branching.



LITTLE GEM NORWAY

LITTLE GEM NORWAY SPRUCE
Picea abies 'Little Gem'
 1–2'H x W
 Evergreen

A compact spruce with a tight, dense habit that's great for any landscape.



NEST

NEST SPRUCE
Picea abies 'Nidiformis'
 3–5'H x 4–6'W
 Evergreen

Versatile and spreading, with bright-green foliage and a layered form.



DWARF ALBERTA

DWARF ALBERTA SPRUCE
Picea glauca conica
 6–8'H x 4–5'W
 Evergreen

A dense, slow-growing cone shape.
 · Jean's Dilly 3'H x 1'W



WEeping WHITE

WEeping WHITE SPRUCE
Picea glauca pendula
 20'H x 3–5'W
 Evergreen

A narrow, weeping spruce with distinctive, grey-green needles; a beautiful way to add height in a small space.



BRUNS SERBIAN

BRUNS SERBIAN SPRUCE
Picea omorika 'Bruns'
 30–35'H x 6–10'W
 Evergreen

Graceful branching and silver-banded needles on a narrow tree.



CUPRESSINA

CUPRESSINA SPRUCE
Picea abies 'Cupressina'
 25–30'H x 6–8'W
 Evergreen


A tight, branching habit with short, dark-green needles.



WEeping NORWAY

WEeping NORWAY SPRUCE
Picea abies pendula
 4'H (25' if staked) x 10'W
 Evergreen

Its irregularly-shaped form varies depending on its early training.



DWARF NORWAY

DWARF NORWAY SPRUCE
Picea abies 'Pumila'
 3–5'H x W
 Evergreen

A nest-style spruce with a more uniform, rounded shape.



WEeping BRUNS SERBIAN

WEeping BRUNS SERBIAN SPRUCE
Picea omorika pendula 'Bruns'
 15–20'H x 3–4'W
 Evergreen


A weeping Serbian with a very narrow, spire-like form; a great focal point.



DWARF SERBIAN

DWARF SERBIAN SPRUCE
Picea omorika 'Nana'
 4–6'H x 5'W
 Evergreen

A more compact Serbian with the same silver markings on the needles.



RIVERSIDE SERBIAN

RIVERSIDE SERBIAN SPRUCE
Picea omorika 'Riverside'
 25'H x 6–10'W
 Evergreen

A narrow, conical Serbian spruce with silvery, blue-green needles.

PICEA (SPRUCE)

PICEA (SPRUCE)



SKYLANDS ORIENTAL



SKYLANDS ORIENTAL SPRUCE

Picea orientalis 'Skylands'

35'H x 10-12'W

Evergreen

A slow-growing spruce with chartreuse needles that turn to gold for year-round color.



PROCUMBENS



PROCUMBENS BLUE SPRUCE

Picea pungens 'Procumbens'

1-2'H x 5-8'W

Evergreen

Naturally prostrate with silvery-blue needles, it responds well to training.



ST. MARY'S BROOM



ST. MARY'S BROOM SPRUCE

Picea pungens 'St. Mary's Broom'

1-2'H x 3-5'W

Evergreen

Slow-growing with a mounding habit, minus the tendency to grow leaders.



BLUE GLOBE



BLUE GLOBE SPRUCE

Picea pungens 'Globosa'

3-5'H x 3-6'W

Evergreen

With stiff, light-blue needles and a dense form, Blue Globe can be bought as standard, meaning it's been grafted into tree form.



THE BLUES WEEPING



THE BLUES WEEPING SPRUCE

Picea pungens 'The Blues'

5-7'H x W

Evergreen

Unique, with an irregular form and steel-blue needles on weeping branches.



**BABY BLUE EYES
COLORADO SPRUCE**



Picea pungens 'Baby Blue Eyes'


12-15'H x 8-10'W

Deciduous

A bright-blue, dwarf Colorado spruce with a pyramidal habit.

UPRIGHT SPRUCE

- Baby Blue Spruce 30'H x 15'W (fast-growing)
- Blue Totem 12'H x 3-4'W (very narrow habit)
- Continental 20-30'H x 15'W (one of the best)
- Fat Albert 10-15'H x 10-12'W (superb conifer)
- Hoopsii 30-35'H x 15-18'W (bluest of all)




HOOPSII


PIERIS - POTENTILLA



MOUNTAIN FIRE



QUAKING ASPEN



SUNSET POTENTILLA

PIERIS

Pieris japonica
Broadleaf Evergreen

Prefers well-amended soil for its red new growth and white spring blooms.

- Flaming Silver 4-5'H x 3-5'W
- Mountain Fire 5-6'H x 3-4'W
- Cavatine 2'H x 3'W

QUAKING ASPEN

Populus tremuloides
20-30"H x 12-15"W
Deciduous

A fast-growing western native with a narrow, pyramidal form and stunning fall color.

- Prairie Gold

POTENTILLA

Potentilla fruticosa
2-3' H x W
Deciduous

A compact shrub with masses of colorful blooms in late summer.

- Frosty
- Pink

LIGHTEN UP


Looking to add color and texture to a shady landscape? **Use foliage!** With unique color and variegation, these plants are guaranteed to brighten up a shady garden.

- | | |
|-----------------------|-----------------------|
| VARIEGATED GEM AZALEA | HEUCHERA |
| VARIEGATED BOXWOOD | HOSTA |
| CAROL MACKIE DAPHNE | LEMON DADDY HYDRANGEA |
| GARDEN GLOW DOGWOOD | RAINBOW LECOTHOE |
| IVORY HALO DOGWOOD | JAPANESE MAPLE |
| BLACK MONDO GRASS | PIERIS |
| JAPANESE FOREST GRASS | TIGER EYE SUMAC |



IVORY HALO DOGWOOD

PINUS (PINE)



VANDERWOLF



MOPS



BLUE SHAG

VANDERWOLF PINE

Pinus flexilis 'Vanderwolf'
25-30"H x 10-15"W
Evergreen

A beautiful, pyramidal evergreen with long needles and excellent disease and pest resistance.

MUGO PINE

Pinus mugo
2-3'H x 3-4'W
Evergreen

A true dwarf that keeps a dense, rounded shape without shearing.

- Mops
- Pumilio

BLUE SHAG WHITE PINE

Pinus strobus 'Blue Shag'
4-6'H x W
Evergreen

A soft-needled, compact shrub; its size, color, and texture make it an outstanding landscape choice.



EASTERN



COLUMNAR



WEeping

EASTERN WHITE PINE

Pinus strobus
60'H x 30'W
Evergreen

A beautiful landscape pine with long, soft, blue-green needles and large cones.

COLUMNAR WHITE PINE

Pinus strobus fastigiata
30-35'H x 10-15'W
Evergreen

A great plant that combines fast growth and a narrow, columnar habit.

- Stowes Pillar 25'H x 6-8'W

WEeping WHITE PINE

Pinus strobus 'Pendula'
10-20'H x W
Evergreen

Soft, gray-green branches weep to the ground on this unique white pine.

- Niagara Falls 6-8'H x W

PRUNUS



PURPLE LEAF

PURPLE LEAF PLUM

Prunus x cistena

6-8'H x W

Deciduous

This ornamental shrub is popular for its burgundy foliage and pale-pink spring blooms.



OTTO LUYKEN

CHERRY LAUREL

Prunus laurocerasus

Broadleaf Evergreen

A large, spreading shrub with glossy leaves and fragrant, white flowers.

- Otto Luyken 3-4'H x 6'W
- Schipkaensis (Skip Laurel) 6-10'H x 6-8'W



KWANZAN

FLOWERING CHERRY

Prunus serrulata

30"H x 20'W

Deciduous

A large, flowering cherry with vibrant, light pink to white blooms that cover the whole tree.

- Kwanzan
- Royal Burgundy



CANADA RED

CANADA RED CHOKECHERRY

Prunus virginiana 'Shubert'

20-25'H x 18-20'W

Deciduous

A hardy native with attractive, white flowers and new growth that emerges green before turning purple.



WEeping CHERRY

Prunus x subhirtella

8-10'H x 10-12'W

Deciduous

A beautiful ornamental yard tree with a weeping habit and fragrant, white blossoms in early spring.

DOUBLE PINK WEeping CHERRY

Prunus subhirtella pendula plena rosea

15-20'H x W

A graceful, arching tree with pink blooms in spring.



SNOW FOUNTAIN WEeping CHERRY

QUERCUS



SWAMP WHITE OAK

SWAMP WHITE OAK
Quercus bicolor
 50–60'H x 40–50'W
 Deciduous


A beautiful shade tree with peeling, two-toned bark on younger stems and branches. Gorgeous, orange-gold color in the fall.



BUR OAK

BUR OAK
Quercus marcocarpa
 60–70'H x 60'W
 Deciduous


Tolerant of a wide range of soil types and air pollutants, this tree was voted 2001 Urban Tree of the Year and Great Plants for the Great Plains 2004.



PIN OAK

PIN OAK
Quercus palustris
 50–60'H x 20–40'W
 Deciduous

A great street tree with an oval, pyramidal form, a uniform-growth habit, and shiny, dark-green foliage.



NORTHERN RED OAK

NORTHERN RED OAK
Quercus rubra
 60–80'H x 35–40'W
 Deciduous

A midwest native with lustrous, dark-green leaves and excellent, red fall color; perfect for a street tree.



CRIMSON SPIRE

CRIMSON SPIRE ENGLISH OAK
Quercus robur x alba 'Crimschmidt'
 45'H x 15'W
 Deciduous

A tight, columnar shape and great red color in fall.



FINE LINE BUCKTHORN

Rhamnus frangula 'Ron Williams'
 5–7'H x 2–3'W
 Deciduous

Fine Line is unique for its fantastic, fern-like foliage, golden fall color, and narrow upright habit. Use it to create narrow hedges or screens, or as an accent specimen in beds or containers.

RHODODENDRON

RHODODENDRON

Rhododendron

4-6'H x W

Broadleaf Evergreen

A dense-growing evergreen shrub valued for its large trusses of showy flowers. Rhododendrons prefer acidic, well-drained soil in morning sun and afternoon shade.

- The General (red blooms)
- Edith Bosley (deep purple blooms)
- Goldflimmer (lavender blooms)
- Henrietta Sargent (magenta blooms)
- Minnetonka (light purple blooms)
- Purple Gem (violet blooms)
- Ramapo (purple blooms)
- Percy Wiseman (peach blooms)
- White Catawba (white blooms)
- Nova Zembla (red blooms)



EDITH BOSLEY



PERCY WISEMAN



NOVA ZEMBLA



THE GENERAL



CAPISTRANO



IMPEDITUM



PJM

CAPISTRANO

Rhododendron 'Capistrano'

3-5'H x 5-6'W

Evergreen

Compact with butter-yellow flowers, Capistrano is the hardiest yellow rhododendron.

IMPEDITUM

Rhododendron 'Impeditum'

1-2'H x W

Evergreen

A dwarf cultivar with a tight and compact form.

PJM

Rhododendron 'PJM'

3-5'H x 5-6'W

Evergreen

A durable variety that performs well, even in warmer climates.



TIGER EYES SUMAC

Rhus typhina 'Bailtiger'

6-8'H x W

Deciduous

This vivid, chartreuse foliage looks fabulous paired with dark-foliaged plants like barberry. Tiger Eyes grows well in almost any situation, but will become greener in the shade.

GRO-LOW FRAGRANT SUMAC

Rhus aromatica 'Gro-Low'

2-3'H x 6-8'W

A tough, spreading groundcover with fragrant leaves and excellent fall color.



ROSE CARE

FOR THE BEST BLOOMS

PICK THE RIGHT SPOT

All roses require **full sun, adequate air circulation and well-amended soil.**

Adding equal parts compost to the existing soil will help break up heavy clay. While roses can be grown in less sun, blooming and overall health will suffer significantly.

WATER CORRECTLY

Roses require about **an inch of water per week during the growing season.**

Overhead watering, especially late in the day, can cause fungal problems; a soaker hose at the base is a good option.

FALL CLEANUP AND OVERWINTERING

GRAFTED ROSES

The lump at the base of the rose is the graft. Two roses are grafted together at the bud union; a desirable, less hardy rose is grafted to a tougher root stock. This graft **must be protected during freezing temperatures** to ensure the desirable rose overwinters. Use mulch to insulate the graft; a rose collar is helpful to keep the mulch in place.

NON-GRAFTED ROSES


Trim the rose to the body of the plant (roughly 2 feet tall). Use mulch to insulate the roots once the ground freezes. Wait until early spring to cut the entire plant down to about 6-12 inches.

TREE ROSES

The graft is at the top of the trunk, so bring it into a garage to overwinter.


For all roses, **remember to water them periodically throughout the winter**, especially if snowfall is less than usual, or if we encounter a temperature spike or mild, windy days.

WE ONLY CARRY EVER-BLOOMING ROSES, MEANING THEY BLOOM ALL SUMMER.




HYBRID TEA

The traditional, cut-flower rose with long, single stems.



FLORIBUNDA

A smaller plant with more prolific clusters of flowers.




GRANDIFLORA

A cross with the long stems of a hybrid tea and the prolific flowering of floribunda.




MINIATURE

An extremely hardy rose with smaller flowers on a more compact plant.



DRIFT

An extremely tough, compact cross between groundcover and miniature varieties.



CLIMBING

While not actual climbers, their long canes can be attached to a fence or trellis.

KNOCK OUT SHRUB ROSE

Rosa

3-5'H x W

Deciduous

The Knock Out varieties are currently the most popular group of roses, known for their disease resistance and prolific blooms.

- Double Knock Out
- Pink Double
- Sunny



PINK DOUBLE



SUNNY

SHRUB ROSES ARE TYPICALLY CAREFREE, NON-GRAFTED VARIETIES, MEANING THEY'RE ON THEIR OWN ROOTSTOCK, MAKING THEM HARDIER AND EASIER TO GROW.

DOUBLE KNOCK OUT SHRUB ROSE


SALIX (WILLOW) - SAMBUCUS



WEeping

WEeping PUSSY WILLOW
Salix caprea pendula
 6-10'H x W
 Deciduous

Tolerant of wet locations, the weeping pussy willow is a versatile and unique accent plant with silvery-gray catkins in spring.



DAPLED

DAPLED WILLOW
Salix integra 'Hakuro Nishiki'
 10-12'H x W
 Deciduous

A striking shrub that's tolerant of wet locations and features graceful, semi-weeping branches and attractive, variegated foliage in white and pink.



DWARF BLUE

DWARF BLUE ARCTIC WILLOW
Salix purpurea 'Nana'
 3-4'H x 3-6'W
 Deciduous

An attractive and hardy shrub with a blue-green, fern-like texture that's tolerant of wet locations.



WISCONSIN WEeping

WEeping WISCONSIN WILLOW
Salix x blanda
 40'H x W
 Deciduous


This hardy, spreading tree with weeping, green foliage is tolerant of wet locations.
 · Prairie Cascade 35-45'H x 35-40'W



BLACK LACE

BLACK LACE ELDERBERRY
Sambucus nigra 'Eva'
 6-8'H x W
 Deciduous

Finely-cut, dark-purple foliage with lacy, white blooms makes it an excellent accent plant.
 · Lemony Lace 3-5'H x W




DOUBLE PLAY CANDY CORN

DOUBLE PLAY SPIREA
Spiraea japonica
 Deciduous

Compact with uniquely-hued foliage.

- Artisan 2-3'H x W
- Big Bang 2-3'H x W
- Gold 18-24"H x W
- Candy Corn 18-24"H x W



MAGIC CARPET

MAGIC CARPET SPIREA
Spiraea japonica 'Walbura'
 1-2'H x W
 Deciduous

An award-winning shrub that offers vibrant, gold spring foliage, summer-long flower color, and lovely fall color.



SNOWMOUND

SNOWMOUND SPIREA
Spiraea japonica 'Nipponica'
 3'H x W
 Deciduous

Graceful, arching branches display a profusion of white flowers, making it a great hedge or accent plant.



GOLD THREAD

GOLD THREAD SPIREA
Spiraea thunbergii 'Ogon'
 3-5'H x W
 Deciduous

Its feathery foliage emerges gold and gradually changes to bright green; clusters of white flowers appear in early spring.



RENAISSANCE

RENAISSANCE SPIREA
Spiraea x vanhouttei 'Renaissance'
 5-7'H x 6-8'W
 Deciduous

An improved Bridal Wreath cultivar with arching displays of snow-white flowers.

SPIRAEA (SPIREA)

DOUBLE PLAY AND MAGIC CARPET SPIREAS WILL BLOOM OFF AND ON ALL SUMMER, ESPECIALLY IF OLD FLOWERS ARE SHEARED BACK AFTER BLOOMING.



BLOOMERANG DWARF LILAC

Syringa x penda
4-5'H x 3-5'W
Deciduous


Clusters of fragrant, lavender flowers blanket this shrub in spring; smaller waves of color continue intermittently until the first frost.



OTHER DWARF LILACS

Fragrant flower clusters cover these compact shrubs each spring. These varieties are commonly grafted into a tree form.

- Tinkerbelle (pink blooms)
- Dwarf Korean (lavender blooms)
- Miss Kim (light, lilac blooms)



TINKERBELLE



DWARF KOREAN



MISS KIM

SYRINGA - TAXODIUM

LILACS SET THEIR BUDS AND BLOOMS ON OLD WOOD. PRUNE IMMEDIATELY AFTER FLOWERING TO AVOID REMOVING NEXT SPRING'S FLOWERS.



IVORY SILK

IVORY SILK JAPANESE LILAC TREE
Syringa reticulata 'Ivory Silk'
15-20'H x 15'W
Deciduous

An attractive, flowering tree with cherry-like bark and large, very fragrant, creamy-white flower clusters in summer.



PRESIDENT GREVY

COMMON LILAC
Syringa vulgaris
10-12'H x W
Deciduous

A large, multi-stemmed shrub with many varieties to choose from and clusters of fragrant blooms in spring.



BALD CYPRESS

BALD CYPRESS
Taxodium distichum
50-70'H x 20-30'W
Deciduous

With fern-like foliage resembling needles, it's tolerant of a wide range of soil and moisture conditions.

- Shawnee Brave 50'H x 15-20'W



FALLING WATERS

FALLING WATERS BALD CYPRESS
Taxodium distichum 'Falling Waters'
20'H x 15'W
Deciduous

This tough, hardy tree's graceful, arching form provides year-round interest. Its deep-green leaves turn a rusty shade in fall.



PEVE MINARET

PEVE MINARET BALD CYPRESS
Taxodium distichum 'Peve Minaret'
12-15'H x 3-8'W
Deciduous

A unique dwarf bald cypress with a narrow shape and delicate, feathery foliage that's tolerant of a wide range of soil and moisture conditions.

TAXUS (YEW)




CAPTAIN

CAPTAIN YEW*Taxus cuspidata* 'Fastigiata'

12'H x 6'W

Evergreen

An excellent hedge with emerald spring growth and a slower-growth habit.




CITATION

CITATION YEW*Taxus x media* 'Citation'

6-8'H x 3-4'W

Evergreen

A tight, columnar cultivar with dark-green needles that thrives in most soils and is easily kept small with regular pruning.




DENSIFORMIS

DENSIFORMIS YEW*Taxus x media* 'Densiformis'

3-4'H x 4-6'W

Evergreen

A durable, low-spreading shrub that makes an excellent foundation plant.



EVERLOW

EVERLOW YEW*Taxus x media* 'Everlow'

2-4'H x 3-5'W

Evergreen

This spreading plant's dense, dark-green foliage stays low and compact, but can be sheared for a more formal appearance.




HICKS

HICKS YEW*Taxus x media* 'Hicksii'

10-12'H x 3-4'W

Evergreen

A traditional hedge whose narrow, upright growth takes shearing well.



DANICA

DANICA*Thuja occidentalis* 'Danica'

2'H x W

Evergreen

This globe-shaped dwarf shrub with emerald foliage is an excellent and versatile choice for the landscape.



NORTH POLE

UPRIGHT ARBORVITAE*Thuja occidentalis*

15'H x 4'W

Evergreen

Beautiful and slow-growing with a narrow habit, it tolerates shearing nicely for a more tailored column.

- Degroot's Spire
- North Pole



FIRE CHIEF

FIRE CHIEF*Thuja occidentalis* 'Congabe'

3-4'H x W

Evergreen

A great shrub for the landscape with intense, fiery color that becomes more pronounced in winter.



RHEINGOLD

RHEINGOLD*Thuja occidentalis* 'Rheingold'


3-4'H x W

Evergreen

A cone-shaped shrub that develops a coppery-gold color in winter.

THUJA (ARBORVITAE)

THUJA (ARBORVITAE)



EMERALD GREEN

EMERALD GREEN

Thuja occidentalis 'Smaragd'
10-15'H x 3-4'W
Evergreen

A narrow, pyramidal form with a rich emerald color, even through winter.




FRANKY BOY

FRANKY BOY ARBORVITAE

Thuja orientalis 'Franky Boy'
6-8'H x 4'W
Evergreen

An upright shrub with filaments of lime-green to lemon-yellow needles. Its airy texture provides lots of movement.



GREEN GIANT

GREEN GIANT

Thuja plicata 'Gigantoides'
20-30'H x 12-15'W
Evergreen

Dense, fast-growing, and popular for borders, screens, and windbreaks, it can easily be trimmed to a 6ft hedge.



WEeping CANADIAN HEMLOCK

WEeping CANADIAN HEMLOCK

Tsuga canadensis pendula
5'H x 6-10'W
Evergreen

The striking, weeping branches of this mounding hemlock add a nice touch to the landscape.



SPRING GROVE

SPRING GROVE

Thuja plicata 'Grovepli'
20-25'H x 6-12'W
Evergreen

A tight, pyramidal habit that's fast-growing with exceptional cold-hardiness.




WHIPCORD

WHIPCORD

Thuja plicata 'Whipcord'
2-3'H x 3'W
Evergreen

A very unusual shrub with long, thick tendrils on a low, mophead-like plant.

ARBORVITAE IS GREAT FOR THE LANDSCAPE; IT'S EXCEPTIONALLY HARDY, ADAPTABLE TO A VARIETY OF CONDITIONS, AND CAN BE SHEARED AT ANY TIME DURING THE SEASON.




CANADIAN HEMLOCK

CANADIAN HEMLOCK

Tsuga canadensis
30-40'H x 15-25'W
Evergreen

A popular evergreen with a graceful, densely-branched, pyramidal habit.



GREENSPIRE

LITTLE LEAF LINDEN

Tilia cordata
40'H x 30'W
Deciduous

Pyramidal, with dark foliage and fragrant, yellow flowers.

- Shamrock
- Greenspire
- Sterling

TILIA - TSUGA

VIBURNUM

Viburnum
Deciduous

An incredibly tough shrub with year-round interest. With glossy-green foliage, fragrant blooms, bright berries, and red fall color, this shrub has it all.

Most Fragrant Varieties

- Burkwood 6-12'H x 4-8'W
- Mohawk 7'H x W
- Carlesii Compact 3-4'H x W
- Juddii 6-8'H x W

Unique Varieties

- Blue Muffin 5-7'H x 4-6'W
- Cardinal Candy 4-6'H x W
- Brandywine 5-6'H x W

Best Varieties for Screening

- Eastern Snowball 10-12'H x W
- Mariesii Doublefile 6-8'H x 8-10'W
- Summer Snowflake 6-8'H x 8-10'W



EASTERN SNOWBALL



CARLESI COMPACT

ALLEGHENY VIBURNUM

Viburnum rhytidophylloides 'Allegheny'
10'H x W

Semi-Evergreen

This larger, upright form makes an excellent hedge.



BRANDYWINE VIBURNUM



WEIGELA

WEIGELA

Weigela florida
Deciduous

A popular mounding shrub with unique foliage color and spectacular displays of fragrant blooms. Weigela tolerates a variety of soils and is drought-tolerant once established; it's also very attractive to hummingbirds and butterflies.



WINE AND ROSES

Weigela florida 'Alexandra'
4-5'H x 3-5'W



MIDNIGHT WINE

Weigela florida 'Elvera'
2'H x W



SPILLED WINE

Weigela florida 'Bokraspiwi'
18-24"H x 2-3"W



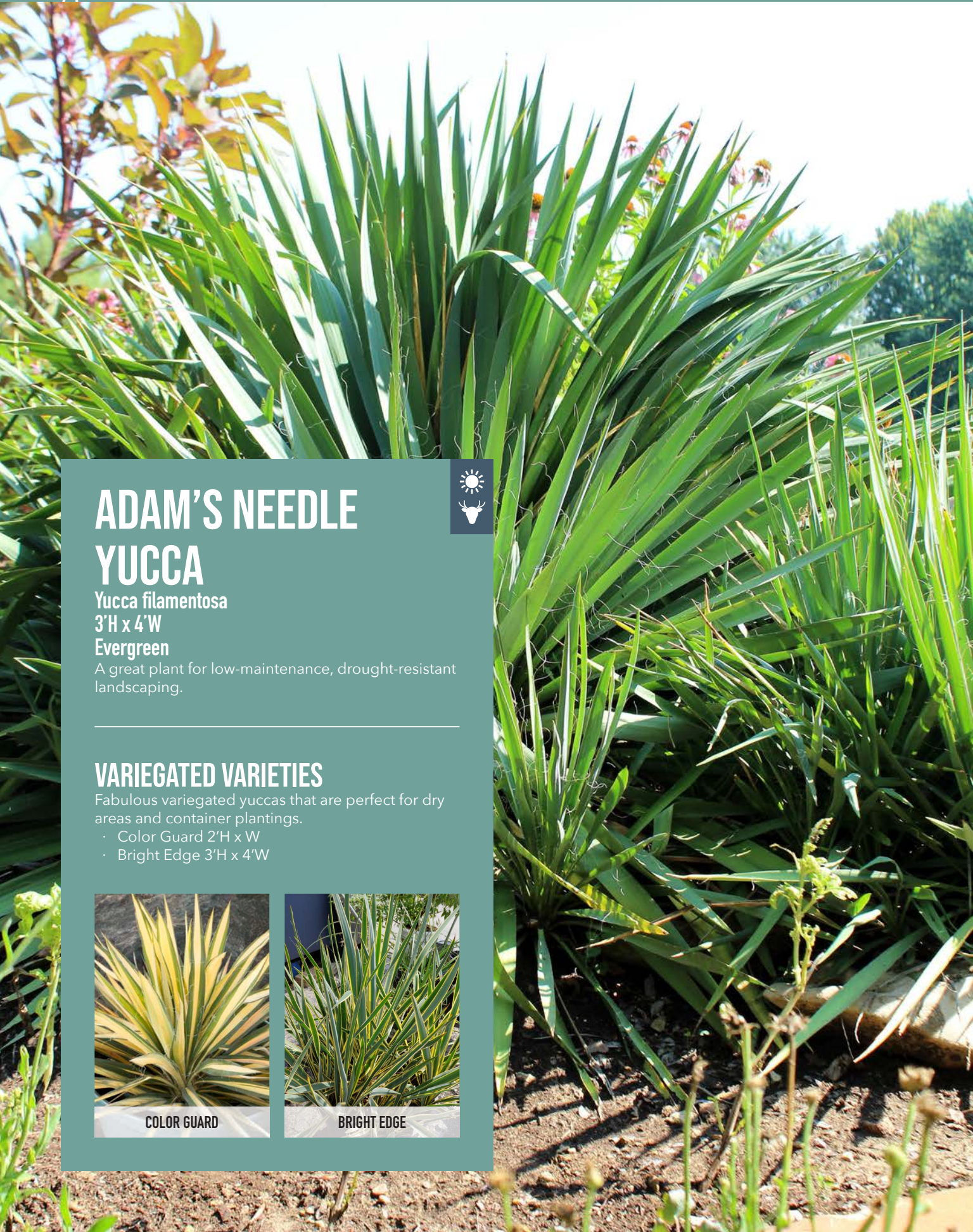
MY MONET

Weigela florida 'Verwig'
1-2'H x W



SONIC BLOOM PEARL

Weigela florida 'Sonic Bloom'
4'H x W



ADAM'S NEEDLE YUCCA



Yucca filamentosa
3'H x 4'W
Evergreen

A great plant for low-maintenance, drought-resistant landscaping.

VARIEGATED VARIETIES

Fabulous variegated yuccas that are perfect for dry areas and container plantings.

- Color Guard 2'H x W
- Bright Edge 3'H x 4'W



COLOR GUARD




BRIGHT EDGE

GRASSES & VINES



GRASSES



PEPPERMINT STICK

GIANT REED GRASS

Arundo donax
8'H x 5-6'W

This bamboo-like plant provides good screening for large areas.

- Peppermint Stick
- Golden Chain



AVALANCHE

AVALANCHE FEATHER REED

Calamagrostis x acutiflora 'Avalanche'
3-4'H x 2'W

A variegated variety of the popular Karl Foerster.



KARL FOERSTER

KARL FOERSTER FEATHER REED

Calamagrostis x acutiflora 'Karl Foerster'
3-4'H x 2'W

One of the most versatile ornamental grasses, its attractive, narrow habit adds great texture to the landscape.



CURLY RED FOX SEDGE

CURLY RED FOX SEDGE

Carex buchananii
2'H x W

Striking, evergreen foliage in hues of copper and gold that's perfect for walkways and borders.



NORTHERN SEA OATS

NORTHERN SEA OATS

Chasmanthium latifolium
2-4'H x W

This bamboo-like foliage bears large, drooping, oat-like flowers.



ELIJAH BLUE FESCUE

ELIJAH BLUE FESCUE

Festuca glauca 'Elijah Blue'
6-12"H x W

A small ornamental grass whose icy-blue color creates eye-catching contrast in the landscape.



JAPANESE FOREST GRASS

Hakonechloa macra
1-2'H x W

A fantastic wash of color for a shady spot, its graceful, weeping mounds of chartreuse foliage resemble bamboo. Though slow to establish, it's definitely worth the wait.


- All Gold
- Golden
- Fubuki



GOLDEN

ALL GOLD JAPANESE FOREST GRASS

GRASSES



GOLD BAR

GOLD BAR MAIDEN GRASS
Miscanthus sinensis 'Joy Creek Selection'
 4-5'H x 2'W


Dramatic, horizontal, gold striping runs from root to tip.



LITTLE ZEBRA

LITTLE ZEBRA MAIDEN GRASS
Miscanthus sinensis 'Little Zebra'
 3-4'H x W


A dwarf variety with horizontal striping.



MORNING LIGHT

MORNING LIGHT MAIDEN GRASS
Miscanthus sinensis 'Morning Light'
 4-6'H x W

This beautiful, variegated foliage appears silver from a distance.



FLAME GRASS

FLAME GRASS
Miscanthus sinensis 'Purpurascens'
 3-4'H x W

This green grass turns a fiery red in the fall.



PORCUPINE MAIDEN

PORCUPINE MAIDEN GRASS
Miscanthus sinensis 'Strictus'
 6-7'H x 3-4'W

Porcupine gets its name from its stiff, striped blades.



YAKU JIMA

YAKU JIMA MAIDEN GRASS
Miscanthus sinensis 'Yaku Jima'
 3-4'H x W

A maiden grass for smaller beds with beautiful, rosy-copper plumes in late summer.



**JAPANESE
 VARIEGATED
 SILVER GRASS**

Miscanthus sinensis variegatus
 6'H x 3-5'H

A large, graceful ornamental grass with wide, variegated blades.

GRASSES



DWARF MONDO

DWARF MONDO GRASS

Ophiopogon japonicus 'Nanus'
4-6"H x 8-10"W

These dark-green, grass-like clumps make an excellent edging plant.



BLACK MONDO

BLACK MONDO GRASS

Ophiopogon planiscapus 'Nigrescens'
6"H x W

A clumping edging plant with deep-black, grass-like foliage.



BIG BLUE

BIG BLUE LIRIOPE

Liriope muscari 'Big Blue'
12-15"H x W (Clumping Type)

A wonderful evergreen groundcover with tufted foliage and purple flower spikes in fall.



VARIEGATED

VARIEGATED LIRIOPE

Liriope muscari 'Variegata'
12-15"H x W (Clumping type)

A handsome accent with white-and-green striped foliage. Purple flower spikes emerge in late summer to fall.



PURPLE EXPLOSION

PURPLE EXPLOSION LIRIOPE

Liriope muscari 'Purple Explosion'
8-12"H x 8"W (Clumping Type)

More compact than Big Blue, its deep-green foliage is a great backdrop for purple flowers in late summer and fall.



SILVER DRAGON

SILVER DRAGON LIRIOPE

Liriope spicata 'Silver Dragon'
12-15"H x 15-18"W (Spreading type)

A spreading groundcover with variegated foliage that appears silver from a distance; purple flowers in fall.

GRASS CLEANUP

FALL DORMANCY

Once temperatures drop, ornamental grasses go dormant and can be cut down at any time. Some, however, prefer the interest the grasses provide once dormant, and will leave them up until early spring.

GRASS BUNDLES

Using twine or tape to wrap grass bundles keeps the grass from blowing away as you cut it, making it easy to take straight to the compost pile.

PRUNING FOR SPRING

Ornamental grasses come back up from the root, so be sure to remove all of the old growth to make it easier for the plant to fill out again.

GRASSES



APACHE ROSE

APACHE ROSE SWITCHGRASS

Panicum virgatum 'Apache Rose'
30-36"H x W

Dense, blue-green blades turn dusty-rose in early summer.



NORTHWIND

NORTHWIND SWITCHGRASS

Panicum virgatum 'Northwind'
5-6"H x 3-4"W

An easy-to-grow native grass that's tolerant to adverse conditions.




SHENANDOAH

SHENANDOAH SWITCHGRASS

Panicum virgatum 'Shenandoah'
4-5"H x 3-4"W

A native grass that turns a fiery scarlet in late summer and holds the color through fall.



LITTLE BUNNY

LITTLE BUNNY FOUNTAIN GRASS

Pennisetum alopecuroides 'Little Bunny'
10-12"H x W

A dwarf fountain grass with fluffy, buff-colored blooms.



HAMELN

HAMELN FOUNTAIN GRASS

Pennisetum alopecuroides 'Hameln'
2-3"H x 1-2"W

One of our most popular ornamental grasses because of its compact, yet full shape and foxtail seedheads.



HARDY PAMPAS

HARDY PAMPAS GRASS

Saccharum ravennae
8-10"H x 4-5"W

This king of ornamental grasses is a large specimen with great fall color.



THE BLUES

THE BLUES LITTLE BLUESTEM GRASS

Schizachyrium scoparium 'The Blues'
2-3"H x 2"W

The Blues has a compact, upright stature and a unique, light-blue color that turns coppery-orange in fall.

ESTABLISHED ORNAMENTAL GRASS CLUMPS CAN EASILY BECOME COMPACTED, CAUSING THEM TO EVENTUALLY START TO DIE OUT. DIG THEM UP AND DIVIDE THEM EVERY 3-5 YEARS TO EXTEND THEIR GROWTH.

VINES



FIVELEAF AKEBIA

AKEBIA

Akebia quinata
Up to 25'

A vigorous climbing and spreading vine with fragrant, deep-purple flowers and green foliage.



CLIMBING HYDRANGEA

CLIMBING HYDRANGEA

Hydrangea anomala petiolaris
Up to 30'

Slow to establish, it clings to most surfaces with aerial roots.
· Miranda (variegated) up to 30'



BALBOA SUNSET

TRUMPET VINE

Campsis radicans
Up to 30'

A tolerant, vigorous climber and a favorite of hummingbird with bright, trumpet-shaped blooms.




STAR SHOWERS

VIRGINIA CREEPER

Parthenocissus quinquefolia
Up to 50'

A dense vine with dark-green foliage that morphs to a deep crimson in fall.
· Star Showers



PEACHES & CREAM

HONEYSUCKLE

Lonicera
Up to 15'

A tolerant, sprawling, fast-growing climber with extremely fragrant blooms in summer.




AMETHYST FALLS

WISTERIA

Wisteria
Up to 20'

Twisting stems up to 20' long with clusters of fragrant spring flowers; trainable over arbors or as a tree.



BOSTON IVY

BOSTON IVY

Parthenocissus tricuspidata
Up to 50'

A popular clinging vine with attractive, maple-leaf foliage and lush, burgundy fall color.

EDIBLES


FRUIT TREES

FRUIT TREES

Semi-Dwarf 10-15'H x 10'W
Deciduous

It's easy to grow your own orchard. Our semi-dwarf fruit trees are compact and bear copious amounts of fruit. Some varieties are self-pollinating, but it's always best to plant at least two varieties of a given fruit to promote maximum yields.

We also offer a variety of stone fruit trees, including plum, nectarine, and apricot.



APPLES

- Braeburn
- Fuji
- Gala
- Golden Delicious
- Granny Smith
- Honeycrisp
- Liberty
- McIntosh
- Red Delicious



CHERRIES

- Blackgold
- Black York
- Montmorency
- Stella
- Whitegold

ASK OUR NURSERY
 STAFF WHICH
 SMALL FRUIT
 VARIETIES WE
 CURRENTLY HAVE
 IN STOCK.

BLACKBERRIES
 5-6'-long canes

Like raspberries, blackberries grow on long, arching canes. Fruit appears in early summer on 2-year-old canes, so older canes can be removed in late fall.

BLUEBERRIES (HIGH BUSH)
 5-6' H x W

Abundant crops of antioxidant-rich, sweet-tart, blue fruit cover these bushes following white spring flowers; brilliant red and orange foliage in fall.

DWARF BLUEBERRIES (LOW BUSH)
 2-3'H x W

Dwarf blueberries have all the desirable characteristics of a full-sized blueberry bush, in a compact form. It's perfect for small spaces, with great fruit yields.



PEACHES

- Blushingstar
- Contender
- July Elberta
- Red Haven
- Reliance
- Saturn
- White Lady



PEARS

- Bartlett
- Comice
- Kieffer
- Moonglow
- Seckel



ASIAN PEARS

- 20th Century
- Hardy Giant
- Hosui
- Shinko

BUSH CHERRIES
 5-6' H x W

This deep-red fruit has the same sweet flavor as tree cherries, but in a smaller space. Trim bushes to a tree-like form, or prune to maintain a smaller size.

GOOSEBERRIES
 5'H x 3'W

These bushy shrubs produce tart, pink or red berries in abundance; the fruit is normally cooked, but fresh gooseberries can be refreshing on a hot day.

GRAPES
 20-25'-long vines

Easily-trained along architectural accents, its textured foliage and sweet, juicy fruit offer a wonderful accent. Grape clusters ripen August through September.

RASPBERRIES
 5-6'-long canes

Most varieties grow on long canes that can be staked or tied to save space. Raspberries fruit on second-year canes, so remove old canes in late fall.

SMALL FRUITS

REFERENCE

COMMON TO BOTANICAL NAME

COMMON NAME	GENUS NAME
Abelia	
Alaskan Cedar	Chamaecyparis
Allspice	Calycanthus
Althea	Hibiscus
Arborvitae	Thuja
Aspen	Populus
Azalea	
Bald Cypress	Taxodium
Barberry	Berberis
Beautyberry	Callicarpa
Beech	Fagus
Birch	Betula
Black Gum	Nyssa
Boxwood	Buxus
Buckeye	Aesculus
Buckthorn	Rhamnus
Burning Bush	Euonymus
Butterfly Bush	Buddleia
Caryopteris	
Cedar	Cedrus
Cherry	Prunus
Cherry Laurel	Prunus
Chokeberry	Aronia
Chokecherry	Prunus
Cotoneaster	
Crabapple	Malus
Crapemyrtle	Lagerstroemia
Cypress	Cupressus
Daphne	
Dawn Redwood	Metasequoia
Deutzia	
Dogwood	Cornus

COMMON NAME	GENUS NAME
Elderberry	Sambucus
Euonymus	
False Cypress	Chamaecyparis
Fir	Abies
Forsythia	
Fothergilla	
Fringe Tree	Chionanthus
Ginkgo	
Golden Raintree	Koelreuteria
Golden Chain Tree	Laburnum
Hemlock	Tsuga
Holly	Ilex
Honeylocust	Gleditsia
Hornbeam	Carpinus
Horsechestnut	Aesculus
Hydrangea	
Ironwood	Parrotia
Japanese Maple	Acer
Juniper	Juniperus
Kerria	
Kinnikinnick	Arctostaphylos
Larch	Larix
Leucothoe	
Lilac	Syringa
Linden	Tilia
Magnolia	
Maple	Acer
Mimosa	Albizia
Mockorange	Philadelphus
Mountain Laurel	Kalmia
Nandina	
Ninebark	Physocarpus

COMMON NAME	GENUS NAME
Oak	Quercus
Paw Paw	Asimina
Pieris	
Pine	Pinus
Plum	Prunus
Potentilla	
Privet	Ligustrum
Pussy Willow	Salix
Quince	Chaenomeles
Redbud	Cercis
Rhododendron	
Rose	Rosa
Serviceberry	Amelanchier
Seven-Son Flower	Heptacodium
Siberian Cypress	Microbiota
Smoketree	Cotinus
Spirea	Spiraea
Spruce	Picea
St. John's Wort	Hypericum
Sumac	Rhus
Summersweet	Clethra
Sweetspire	Itea
Tulip Tree	Liriodendron
Viburnum	
Walking Stick	Corylus
Weigela	
Willow	Salix
Witch Hazel	Hamamelis
Yew	Taxus
Yucca	

FAMILY TREE NURSERY

YOUR FOUR-SEASON STOP FOR LAWN, GARDEN, AND HOME

Shop Our Curated Selection
AND TALK TO FRIENDLY, IN-HOUSE EXPERTS

AWARD-WINNING, HOMEGROWN
BEDDING PLANTS

HARDY PERENNIALS

UNIQUE, HIGH-QUALITY NURSERY STOCK

EXOTIC BLOOMING TROPICALS

KANSAS CITY'S BEST SELECTION
OF HERBS AND VEGETABLES

HOLIDAY PLANTS AND DECOR

SCIENTIFICALLY-DEVELOPED, FAMILY TREE
NURSERY SOLUTIONS LAWN CARE

GIFTS AND ACCENTS FOR THE
HOME AND GARDEN



OVERLAND PARK



SHAWNEE



LIBERTY



WWW.FAMILYTREENURSERY.COM

OVERLAND PARK

8424 Farley St.
Overland Park, KS 66212
(913) 642-6503

SHAWNEE

7036 Nieman
Shawnee, KS 66203
(913) 631-6121

LIBERTY

830 W Liberty Dr.
Liberty, MO 64068
(816) 781-0001

