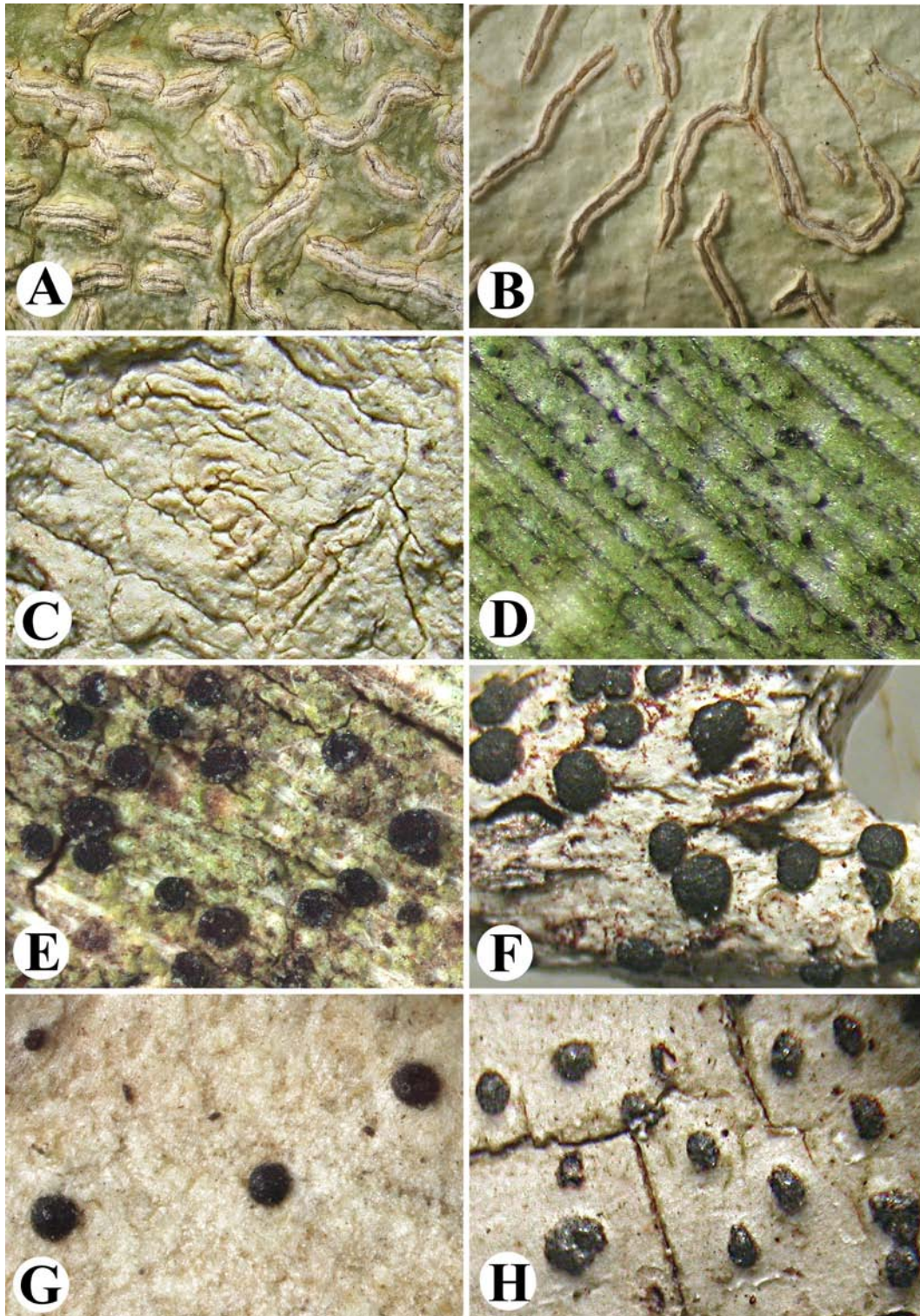


## SUPPLEMENTAL MATERIALS

### FIGURES 4–58

Lücking, R., F. Seavey, R. S. Common, S. Q. Beeching, O. Breuss, W. R. Buck, L. Crane, M. Hodges, B. P. Hodkinson, E. Lay, J. C. Lendemer, R. T. McMullin, J. A. Mercado-Díaz, M. P. Nelsen, E. Rivas Plata, W. Safranek, W. B. Sanders, H. P. Schaefer Jr. & J. Seavey. 2011. The lichens of Fakahatchee Strand Preserve State Park, Florida: Proceedings from the 18<sup>th</sup> Tuckerman Workshop. *Bulletin of the Florida Museum of Natural History* 49(4):127–186.

Copyright for individual images belongs to the listed photographer.

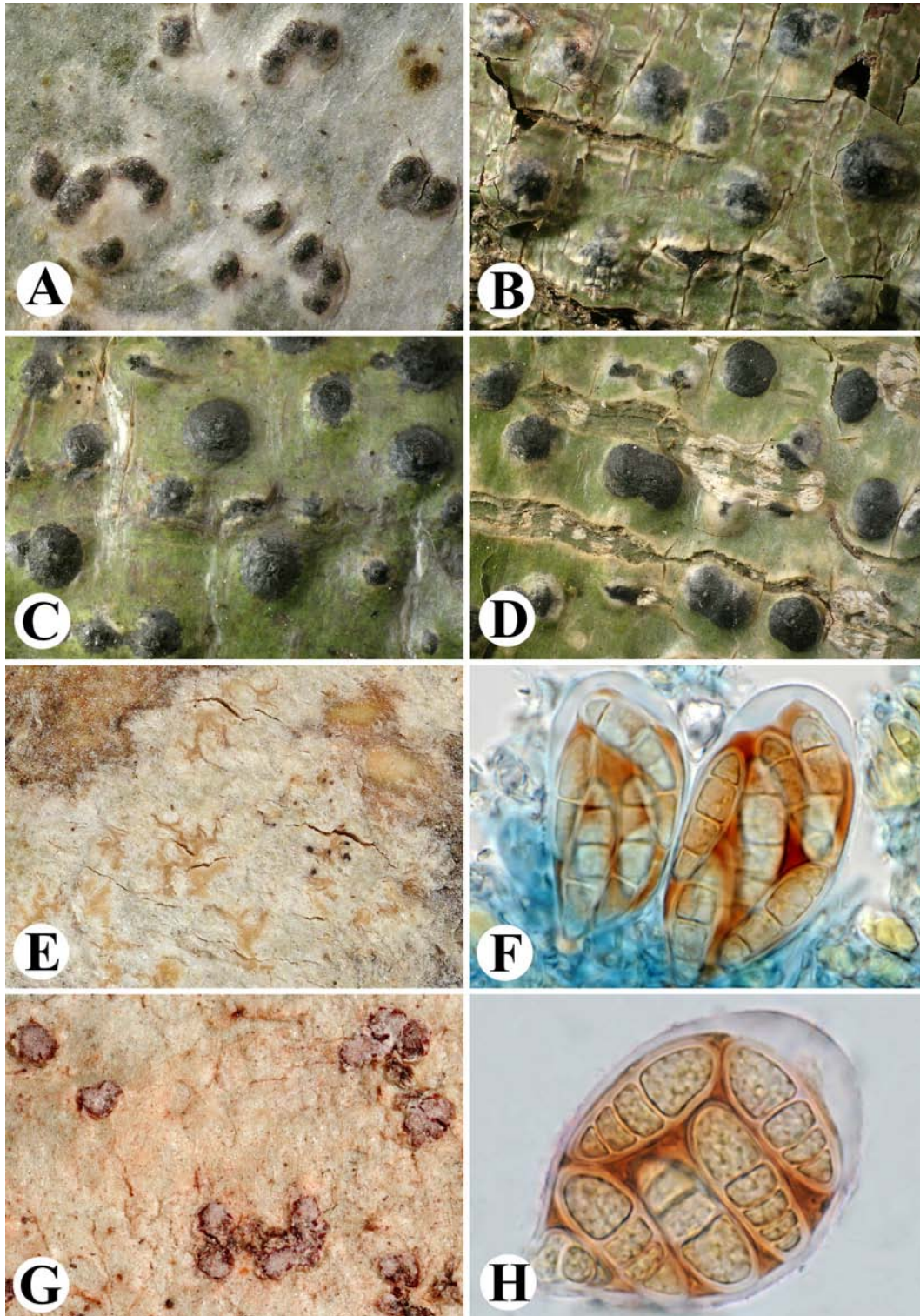


**Figure 4.** A–B, *Acanthothecis peplophora* (A, Lücking 26501; B, Seavey & Seavey 11007). C, *Acanthothecis poitaeoides* (Seavey & Seavey 10843). D, *Actinoplaca* spec. (Sanders 10504.6). E, *Amandinea endachroa* (Breuss 28936). F, *Amandinea punctata* (Seavey & Seavey 10712). G, *Anisomeridium subnexum* (Lücking & Rivas Plata 26616). H, *Anisomeridium subprostans* (Seavey & Seavey 10700). Photographs R. Lücking (A–B, D–E, G), R. Seavey (C, F, H).

**From on-line supplemental materials to:**

Lücking, R., et al. 2011. The lichens of Fakahatchee Strand Preserve State Park, Florida: Proceedings from the 18<sup>th</sup> Tuckerman Workshop. *Bulletin of the Florida Museum of Natural History* 49(4):127–186.



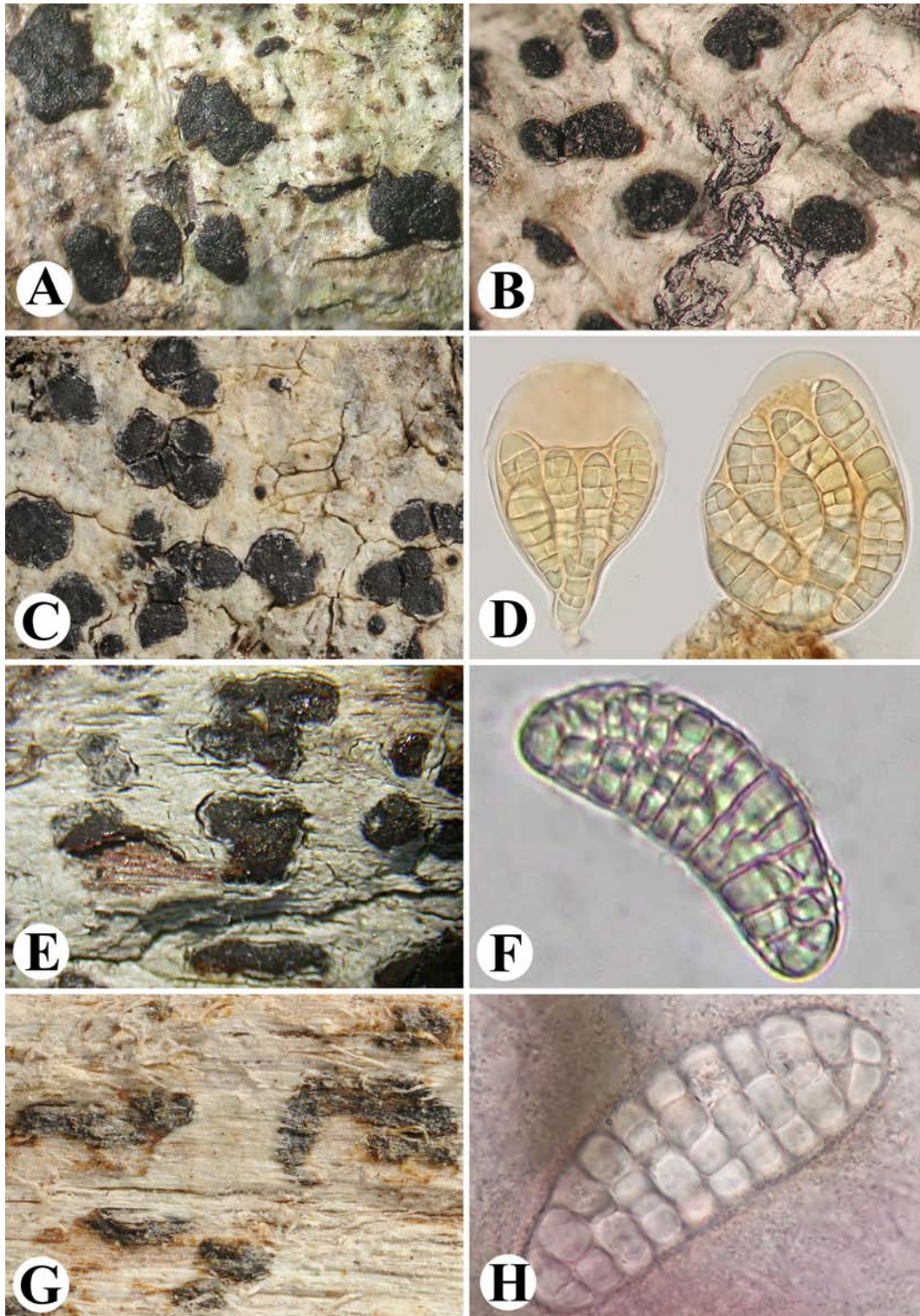


**Figure 5.** A, *Anisomeridium* spec. (Lücking & Rivas Plata 26598). B–D, *Anthracotheceum prasinum* (Lücking & Rivas Plata 26595, 26594, 26292). E–F, *Arthonia antillarum* (Common 7327E). G–H, *Arthonia cinnabarina* (Common 7421C). Photographs R. Common (E–H), R. Lücking (A–D).

**From on-line supplemental materials to:**

Lücking, R., et al. 2011. The lichens of Fakahatchee Strand Preserve State Park, Florida: Proceedings from the 18<sup>th</sup> Tuckerman Workshop. Bulletin of the Florida Museum of Natural History 49(4):127–186.



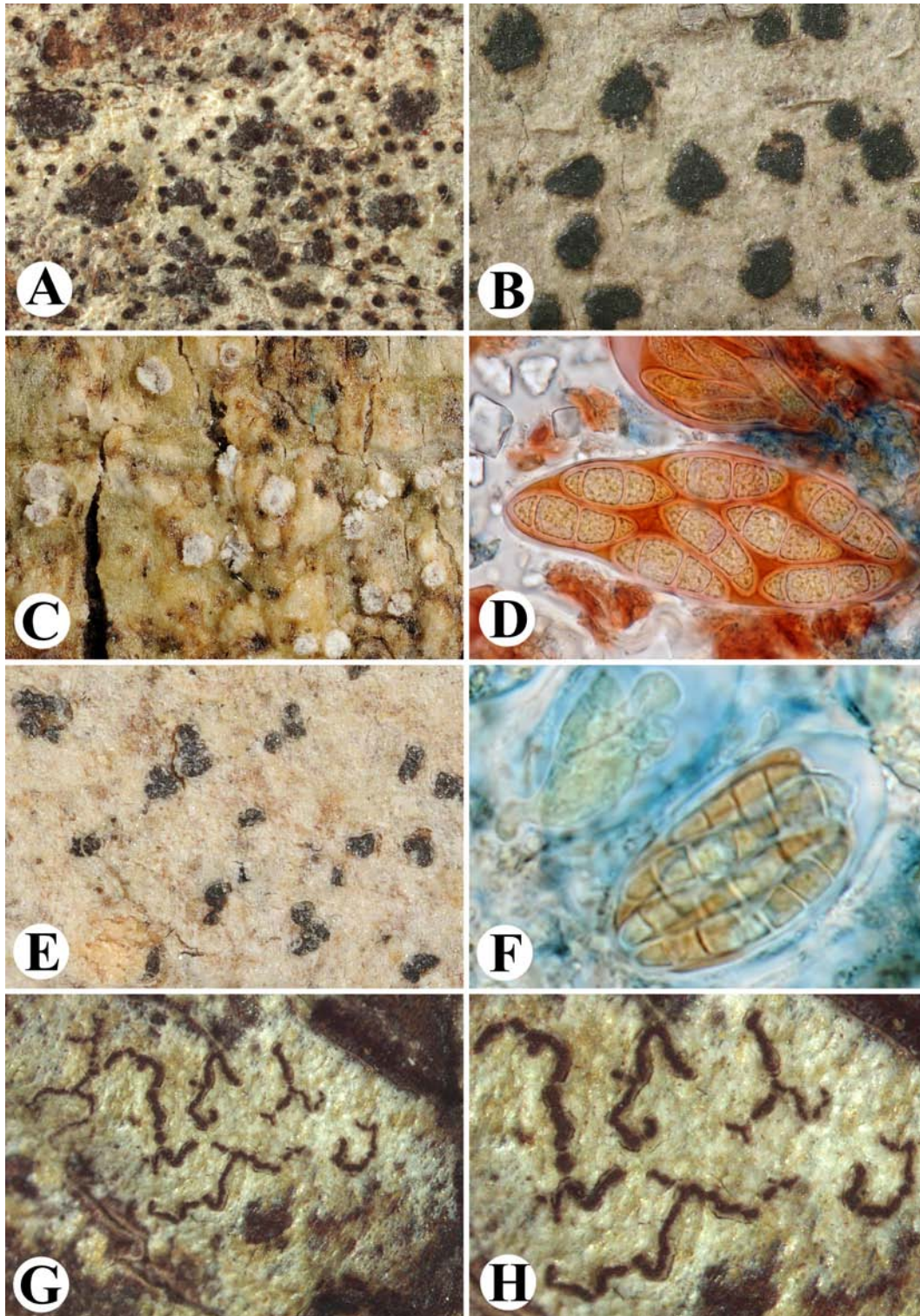


**Figure 6.** **A**, *Arthonia complanata* (Seavey & Seavey 10542). **B**, *Arthonia ilicina* (Mercado-Díaz 410). **C–D**, *Arthonia interveniens* (Common 7382A). **E–F**, *Arthonia macrotheca* (Seavey & Seavey 10167). **G–H**, *Arthonia mirabilis* (Common 7265). Photographs R. Common (C–D, G–H), R. Lücking (B), R. Seavey (A, E–F).

**From on-line supplemental materials to:**

Lücking, R., et al. 2011. The lichens of Fakahatchee Strand Preserve State Park, Florida: Proceedings from the 18<sup>th</sup> Tuckerman Workshop. Bulletin of the Florida Museum of Natural History 49(4):127–186.






**Figure 7.** **A**, *Arthonia* aff. *pinastri* (Lay 09-0042). **B**, *Arthonia* *platygraphidea* (Lücking & Rivas Plata 26583). **C–D**, *Arthonia* aff. *pruinata* (Common 7372A). **E–F**, *Arthonia* *pruinosa* (Common 7327A). **G–H**, *Arthonia* *pyrrhuliza* (Lay 09-0017A). Photographs R. Common (C–F), R. Lücking (A–B, G–H).

**From on-line supplemental materials to:**

Lücking, R., et al. 2011. The lichens of Fakahatchee Strand Preserve State Park, Florida: Proceedings from the 18<sup>th</sup> Tuckerman Workshop. Bulletin of the Florida Museum of Natural History 49(4):127–186.



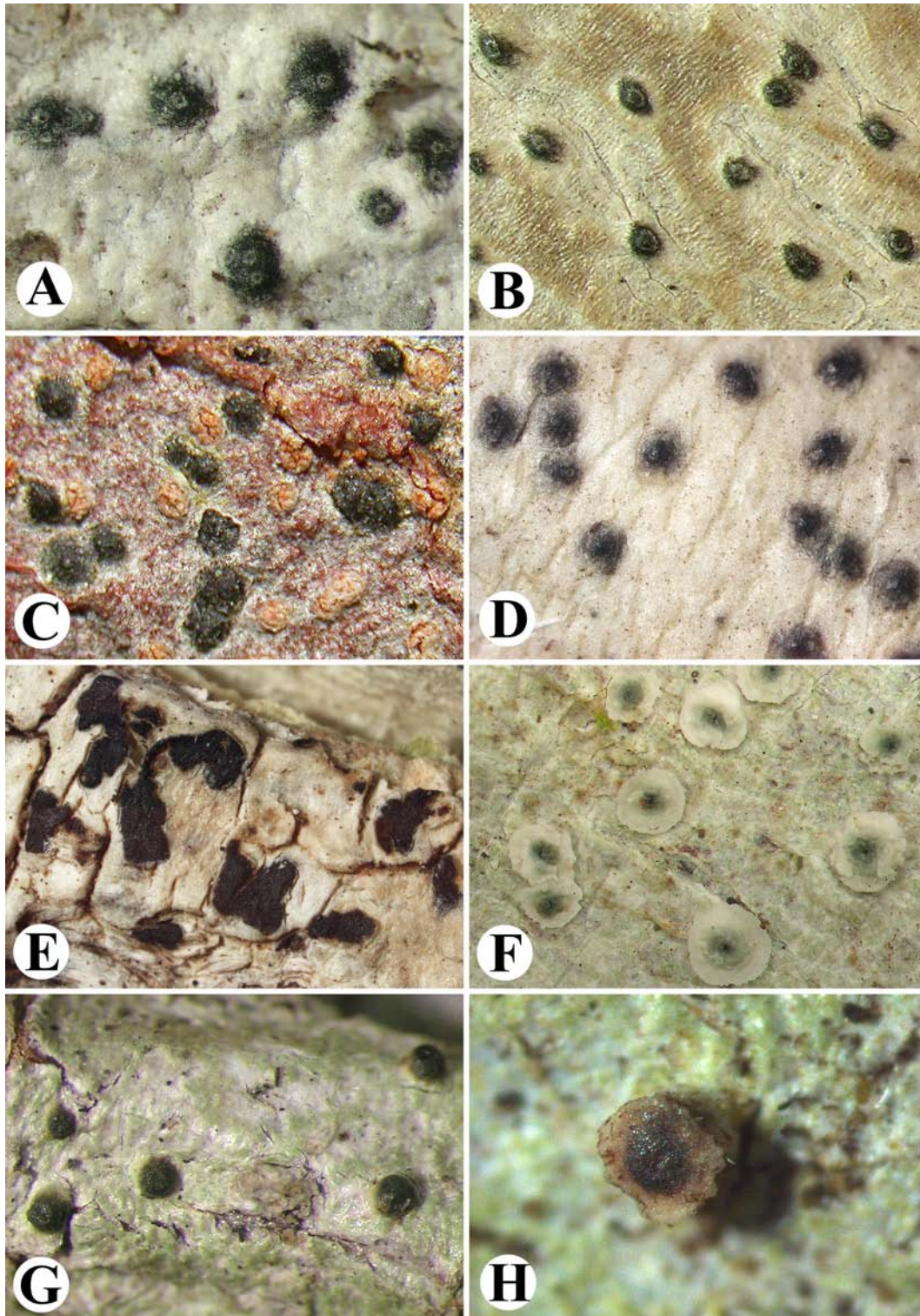


**Figure 8.** A–B, *Arthonia redingeri* (Common 7259U). C, *Arthonia rubella* (Lücking & Rivas Plata 26586). D, *Arthonia rubrocincta* (Lücking & Rivas Plata 26582). E–F, *Arthonia simplicascens* (Common 7291D). G–H, *Arthonia speciosa* (Common 7291I). Photographs R. Common (A–B, E–H), R. Lücking (C–D).

**From on-line supplemental materials to:**

Lücking, R., et al. 2011. The lichens of Fakahatchee Strand Preserve State Park, Florida: Proceedings from the 18<sup>th</sup> Tuckerman Workshop. Bulletin of the Florida Museum of Natural History 49(4):127–186.






**Figure 9.** **A**, *Arthopyrenia cinchonae*. **B**, *Arthopyrenia lyrata*. **C**, *Arthopyrenia planorbis* (Seavey & Seavey 10165). **D**, *Arthopyrenia* aff. *planorbis* (Lücking & Rivas Plata 26787b). **E**, *Arthothelium spectabile* (Breuss 28770). **F**, *Aspidothelium cinerascens*. **G**, *Aspidothelium geminiparum* (Lücking & Rivas Plata 26600c). **H**, *Aspidothelium scutelliscarpum* (Breuss 28787). All photographs R. Lücking.

**From on-line supplemental materials to:**

Lücking, R., et al. 2011. The lichens of Fakahatchee Strand Preserve State Park, Florida: Proceedings from the 18<sup>th</sup> Tuckerman Workshop. Bulletin of the Florida Museum of Natural History 49(4):127–186.






**Figure 10.** A, *Astrothelium confusum* (Lücking & Rivas Plata 26691). B, *Astrothelium diplocarpoides* (Lücking & Rivas Plata 26627). C, *Astrothelium diplocarpum* (Nelsen). D, *Astrothelium galbineum* (Lücking & Rivas Plata 26596). E–F, *Astrothelium variolosum* (Breuss 28962). G, *Aulaxina microphana* (Sanders 10521.1). H, *Aulaxina quadrangula*, hyphophores (Sanders 10521.7). All photographs R. Lücking.

**From on-line supplemental materials to:**

Lücking, R., et al. 2011. The lichens of Fakahatchee Strand Preserve State Park, Florida: Proceedings from the 18<sup>th</sup> Tuckerman Workshop. Bulletin of the Florida Museum of Natural History 49(4):127–186.






**Figure 11.** A, *Bacidia aggregatula* (Seavey & Seavey 10095). B, *Bacidia campalea* (Breuss 28735). C, *Bacidia heterochoa* (Lücking & Rivas Plata 26621). D, *Bacidia* aff. *heterochroa* (Lücking & Rivas Plata 26610). E, *Bacidia hostheleoides* (Lücking & Rivas Plata 26605). F, *Bacidia* aff. *hostheleoides* (Lücking & Rivas Plata 26600b). G, *Bacidia medialis* (Lücking & Rivas Plata 26601). H, *Bacidia* aff. *medialis* (Lücking & Rivas Plata 26606). Photographs R. Lücking (B–H), R. Seavey (A).

**From on-line supplemental materials to:**

Lücking, R., et al. 2011. The lichens of Fakahatchee Strand Preserve State Park, Florida: Proceedings from the 18<sup>th</sup> Tuckerman Workshop. Bulletin of the Florida Museum of Natural History 49(4):127–186.






**Figure 12.** A, *Bacidia mutabilis* (Lücking & Rivas Plata 26603). B, *Bacidia russeola* (Breuss 28828). C, *Bacidia schweinitzii* (Seavey & Seavey 13331). D, *Bacidia* aff. *schweinitzii* (Lücking & Rivas Plata 26602a). E, *Bacidia* spec. (Lücking & Rivas Plata 26611). F, *Bacidina varia* (Lay 09-0004). G, *Bactrospora denticulata* (Lücking & Rivas Plata 26737b). H, *Bactrospora myriadea* (Lay 09-0212). All photographs R. Lücking.

**From on-line supplemental materials to:**

Lücking, R., et al. 2011. The lichens of Fakahatchee Strand Preserve State Park, Florida: Proceedings from the 18<sup>th</sup> Tuckerman Workshop. Bulletin of the Florida Museum of Natural History 49(4):127–186.



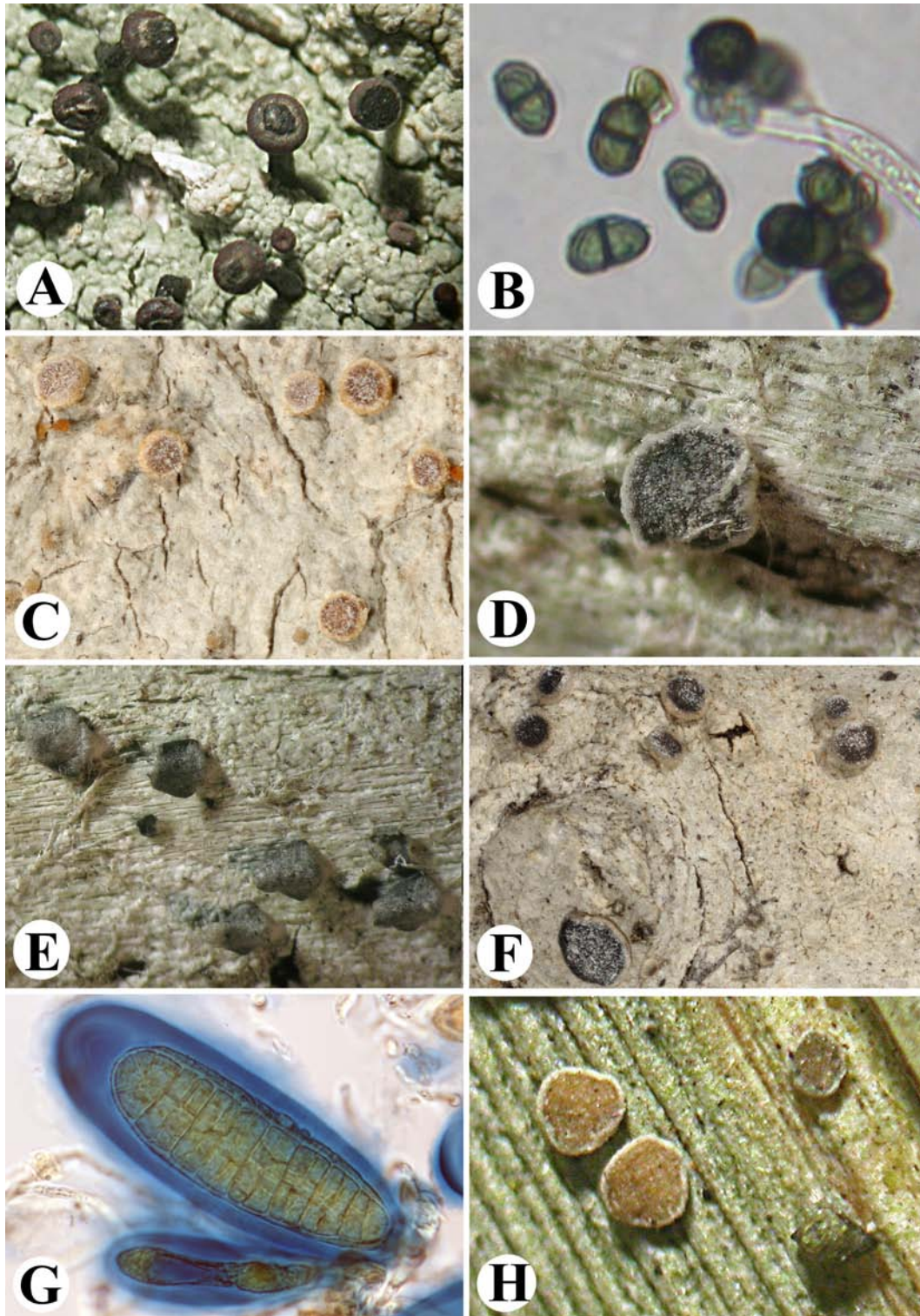


**Figure 13.** A, *Baculifera curtisii* (Seavey & Seavey 10432). B, *Baculifera imshaugiana* (Breuss 28890). C, *Bathelium carolinianum* (Nelsen 4149). D, *Bathelium madreporiforme* (Lay 09-0047). E, *Brigantiaea leucoxantha* (Breuss 28981). F, *Byssoloma chlorinum* (Nelsen). G, *Byssoloma leucoblepharum* (Lücking & Rivas Plata 26692). H, *Byssoloma meadii* (Lendemer 15572). Photographs R. Lücking (B–H), R. Seavey (A).

**From on-line supplemental materials to:**

Lücking, R., et al. 2011. The lichens of Fakahatchee Strand Preserve State Park, Florida: Proceedings from the 18<sup>th</sup> Tuckerman Workshop. *Bulletin of the Florida Museum of Natural History* 49(4):127–186.



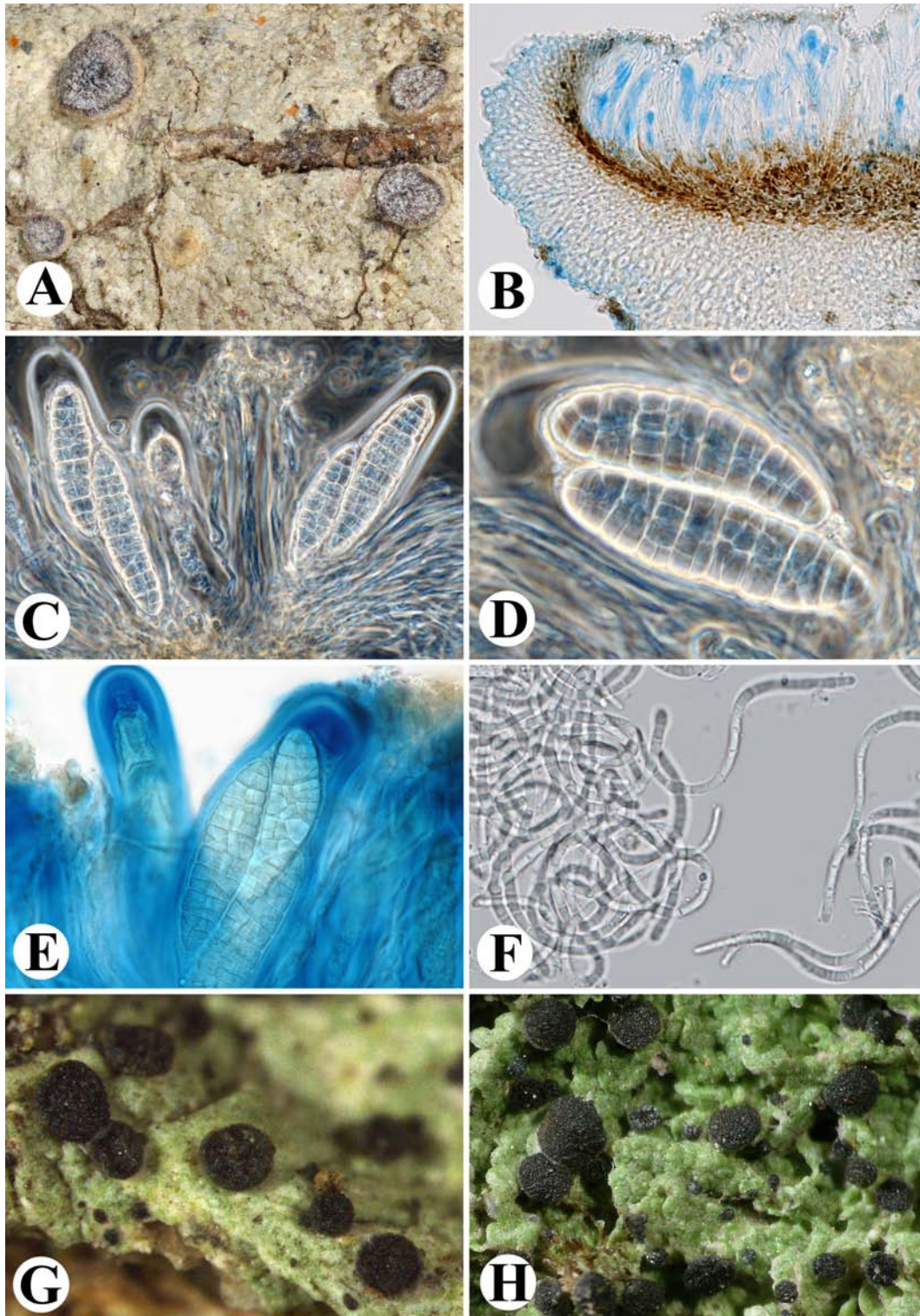


**Figure 14.** A–B, *Calicium hyperelloides* (Seavey & Seavey). C, *Calopadia editae* (Common 7322B). D–G, *Calopadia floridana* (D–E, holotype; F–G, Common 5320K). H, *Calopadia fusca* (Seavey & Seavey 10365). Photographs R. Common (C, F–G), R. Lücking (D–E), R. Seavey (A–B, H).

**From on-line supplemental materials to:**

Lücking, R., et al. 2011. The lichens of Fakahatchee Strand Preserve State Park, Florida: Proceedings from the 18<sup>th</sup> Tuckerman Workshop. Bulletin of the Florida Museum of Natural History 49(4):127–186.






**Figure 15.** A–F, *Calopadia imshaugii* (A–B, E, holotype; C–D, Homestead, *Common 5889I*; F, Homestead, *Common 5892E*). G–H, *Calopadia lecanorella* (Nelsen s.n., Lücking & Rivas Plata 26696). Photographs R. Common (A–F), R. Lücking (G–H).

**From on-line supplemental materials to:**

Lücking, R., et al. 2011. The lichens of Fakahatchee Strand Preserve State Park, Florida: Proceedings from the 18<sup>th</sup> Tuckerman Workshop. *Bulletin of the Florida Museum of Natural History* 49(4):127–186.






**Figure 16.** A, *Calopadia perpallida* (Nelsen). B, *Calopadia puiggarii*. C, *Calopadia subcoerulescens*. D, *Caloplaca camptidia* (Lücking & Rivas Plata 26568b). E, *Caloplaca epiphora* (Seavey & Seavey 10543). F, *Caloplaca holocarpa* (Lücking & Rivas Plata 26698). G, *Catillochroma endochroma* (Beeching). H, *Celothelium aciculiferum* (Common 7396D). All photographs R. Lücking.

**From on-line supplemental materials to:**

Lücking, R., et al. 2011. The lichens of Fakahatchee Strand Preserve State Park, Florida: Proceedings from the 18<sup>th</sup> Tuckerman Workshop. Bulletin of the Florida Museum of Natural History 49(4):127–186.






**Figure 17.** A, *Chaenotheca brunneola* (Lay 09-0049). B, *Chapsa chionostoma* (Common 7321A). C, *Chapsa platycarpa* (Lücking & Rivas Plata 26573). D, *Chapsa platycarpoides* (Lücking & Rivas Plata 26571). E, *Chrysothrix xanthina* (Nelsen). F, *Clathroporina isidiifera* (Lücking & Rivas Plata 26768). G, *Clathroporina subpungens* (Seavey & Seavey 10241). H, *Clathroporina tetracerae* (Lücking & Rivas Plata 26767). All photographs R. Lücking.

**From on-line supplemental materials to:**

Lücking, R., et al. 2011. The lichens of Fakahatchee Strand Preserve State Park, Florida: Proceedings from the 18<sup>th</sup> Tuckerman Workshop. Bulletin of the Florida Museum of Natural History 49(4):127–186.






**Figure 18.** **A**, *Coccocarpia domingensis*. **B**, *Coccocarpia erythroxyli* (Seavey & Seavey 10382). **C–D**, *Coccocarpia palmicola* (Lücking & Rivas Plata 26701). **E**, *Coenogonium congense* (Lay 09-0134). **F**, *Coenogonium geralense* (Lücking & Rivas Plata 26702). **G**, *Coenogonium interplexum* (Lay 09-0132). **H**, *Coenogonium linkii* (Lay 09-0002). All photographs R. Lücking.

**From on-line supplemental materials to:**

Lücking, R., et al. 2011. The lichens of Fakahatchee Strand Preserve State Park, Florida: Proceedings from the 18<sup>th</sup> Tuckerman Workshop. Bulletin of the Florida Museum of Natural History 49(4):127–186.



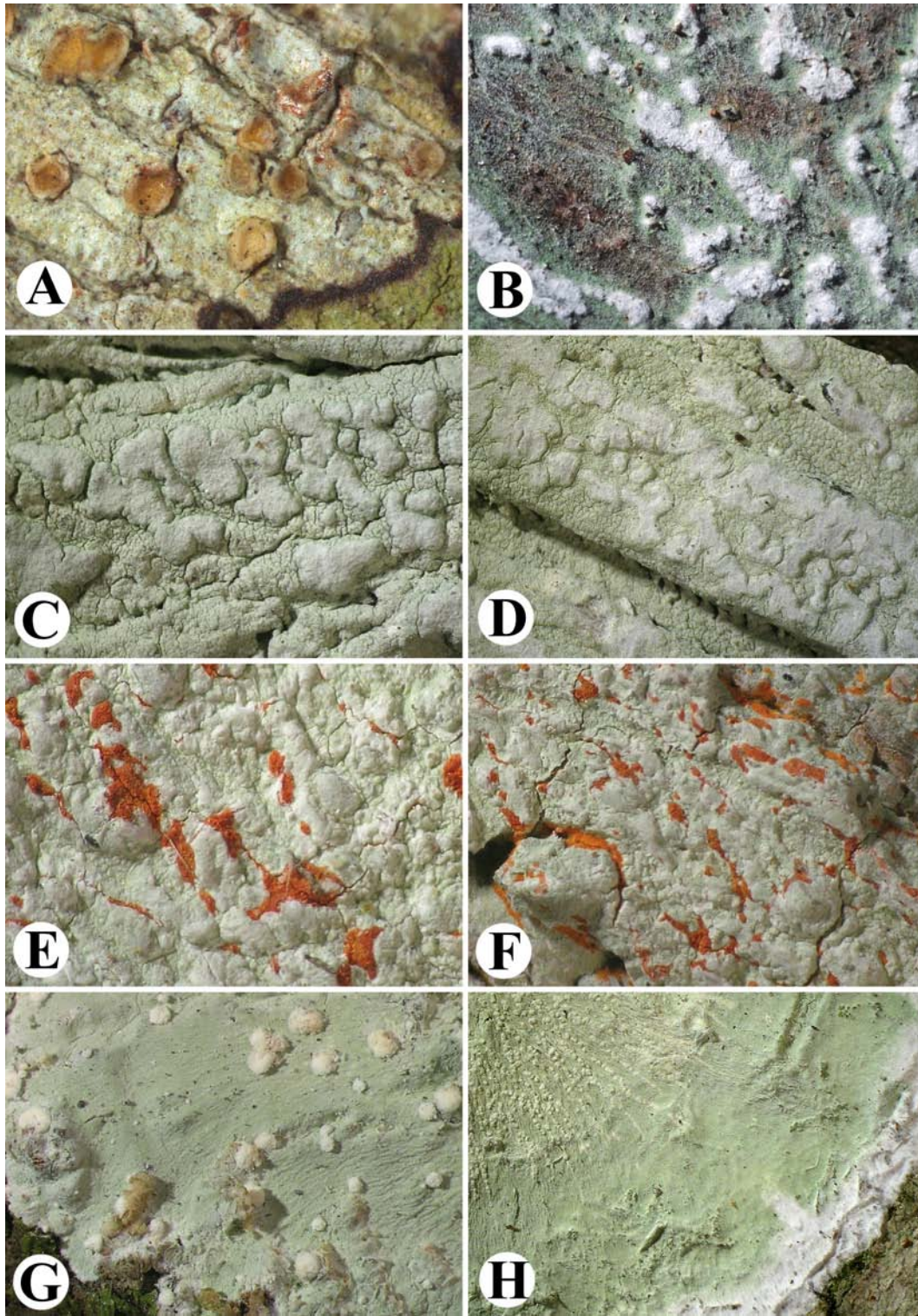


**Figure 19.** A, *Coenogonium luteocitrinum* (Lay 09-0131). B, *Coenogonium luteum*. C, *Coenogonium subdentatum* (Lay 09-0130). D, *Coenogonium subfallaciosum* (Lüicking & Rivas Plata 26703). E, *Coniarthonia wilmsiana* (Common 7291G). F, *Cratiria lauricassiae* (Common 7287E). G, *Crocynia gossypina* (Seavey & Seavey 10473). H, *Crocynia pyxinoides* (Lüicking & Rivas Plata 26705). Photographs R. Common (E), R. Lüicking (all others).

**From on-line supplemental materials to:**

Lüicking, R., et al. 2011. The lichens of Fakahatchee Strand Preserve State Park, Florida: Proceedings from the 18<sup>th</sup> Tuckerman Workshop. Bulletin of the Florida Museum of Natural History 49(4):127–186.






**Figure 20.** **A**, *Cryptolechia nana* (Breuss 28711). **B**, *Cryptothecia effusa*. **C–D**, *Cryptothecia evergladensis* (Lücking & Rivas Plata 26670). **E–F**, *Cryptothecia miniata* (Lücking & Rivas Plata 26678). **G**, *Cryptothecia punctosorediata* (Lücking & Rivas Plata 26680). **H**, *Cryptothecia striata* (Lücking & Rivas Plata 26687). All photographs R. Lücking.

**From on-line supplemental materials to:**

Lücking, R., et al. 2011. The lichens of Fakahatchee Strand Preserve State Park, Florida: Proceedings from the 18<sup>th</sup> Tuckerman Workshop. Bulletin of the Florida Museum of Natural History 49(4):127–186.






**Figure 21.** A, *Dictyonema phyllogenum* (Common 7363D). B, *Dictyonema sericeum* f. *phyllophilum* (Costa Rica, Lücking s.n.). C, *Diorygma junghuhnii* (Common 7418D). D, *Diorygma microsporium* (Lücking & Rivas Plata 26504). E, *Diorygma poitaei* (Seavey & Seavey 10548). F, *Dirinaria aegialita* (Seavey & Seavey 10621). G, *Dirinaria confusa* (Brazil, Cáceres s.n.). H, *Dirinaria leopoldii* (Seavey & Seavey 10632). Photographs R. Lücking (A–E, G–H), R. Seavey (F).

**From on-line supplemental materials to:**

Lücking, R., et al. 2011. The lichens of Fakahatchee Strand Preserve State Park, Florida: Proceedings from the 18<sup>th</sup> Tuckerman Workshop. *Bulletin of the Florida Museum of Natural History* 49(4):127–186.






**Figure 22.** A–B, *Dirinaria papillulifera* (Colombia, Lücking 32504). C, *Dirinaria picta* (Seavey & Seavey 10633). D, *Dirinaria purpurascens* (Seavey & Seavey 10636). E–F, *Dyplolabia afzelii* (Lücking & Rivas Plata 26509, 26505). G, *Echinoplaca areolata* (Common 7285B). H, *Echinoplaca* aff. *leucotrichoides* (Crane). Photographs R. Lücking (A–B, D–H), R. Seavey (C).

**From on-line supplemental materials to:**

Lücking, R., et al. 2011. The lichens of Fakahatchee Strand Preserve State Park, Florida: Proceedings from the 18<sup>th</sup> Tuckerman Workshop. Bulletin of the Florida Museum of Natural History 49(4):127–186.






**Figure 23.** A, *Echinoplaca lucernifera* (Sanders 10504.1b). B, *Echinoplaca similis* (Breuss 28922). C, *Enterographa anguinella* (Seavey & Seavey 10429). D, *Eugeniella leucocheila*. E, *Fissurina aggregatula* (holotype). F–G, *Fissurina analphabetica* (holotype). H, *Fissurina cingalina* (Common 7323F). Photographs R. Common (G), R. Lücking (all others).

**From on-line supplemental materials to:**

Lücking, R., et al. 2011. The lichens of Fakahatchee Strand Preserve State Park, Florida: Proceedings from the 18<sup>th</sup> Tuckerman Workshop. Bulletin of the Florida Museum of Natural History 49(4):127–186.






**Figure 24.** A, *Fissurina columbina* (Lendemer). B, *Fissurina confusa* (Common 7356A). C–D, *Fissurina crassilabra* (Common 7356C). E, *Fissurina egena* (Common 7276B, 7368Q). F, *Fissurina* aff. *elaiocarpa* (Common 7356T). G–H, *Fissurina humilis* (Homestead, Common 5887F). All photographs R. Lücking.

**From on-line supplemental materials to:**

Lücking, R., et al. 2011. The lichens of Fakahatchee Strand Preserve State Park, Florida: Proceedings from the 18<sup>th</sup> Tuckerman Workshop. *Bulletin of the Florida Museum of Natural History* 49(4):127–186.






**Figure 25.** A, *Fissurina illiterata* (Lüicking & Rivas Plata 26618). B, *Fissurina inspersa* (holotype). C, *Fissurina mexicana* (Lüicking & Rivas Plata 26513). D, *Fissurina pseudostromatica* (holotype). E, *Fissurina radiata* (Common 7356A). F, *Fissurina rufula* (Breuss 28769). G, *Fissurina subcomparimuralis* (holotype). H, *Fissurina subnitidula* (Common 7418H). All photographs R. Lüicking.

**From on-line supplemental materials to:**

Lüicking, R., et al. 2011. The lichens of Fakahatchee Strand Preserve State Park, Florida: Proceedings from the 18<sup>th</sup> Tuckerman Workshop. Bulletin of the Florida Museum of Natural History 49(4):127–186.






**Figure 26.** A, *Fissurina tachygrapha* (Common 7418A). B, *Fissurina tuckermaniana* (holotype). C, *Fissurina varieseptata* (holotype). D, *Flakea papillata* (Lay 09-0062). E, *Glyphis atrofusca* (Lay 09-0015). F–G, *Glyphis cicatricosa* (Common 7259C). H, *Glyphis scyphulifera* (Common 7292D). All photographs R. Lücking.

**From on-line supplemental materials to:**

Lücking, R., et al. 2011. The lichens of Fakahatchee Strand Preserve State Park, Florida: Proceedings from the 18<sup>th</sup> Tuckerman Workshop. Bulletin of the Florida Museum of Natural History 49(4):127–186.






**Figure 27.** **A**, *Graphis* cf. *acharii* (Lücking & Rivas Plata 26521). **B**, *Graphis anfractuosa* (Lay 09-0070). **C**, *Graphis aperiens* (Common 7425D). **D–E**, *Graphis appendiculata* (D, holotype; E, Lücking & Rivas Plata 26657). **F**, *Graphis argentata* (Breuss 28825). **G**, *Graphis assimilis* (Everglades City, Common 7346I). **H**, *Graphis caesiella* (Everglades City, Common 7341A). All photographs R. Lücking.

**From on-line supplemental materials to:**

Lücking, R., et al. 2011. The lichens of Fakahatchee Strand Preserve State Park, Florida: Proceedings from the 18<sup>th</sup> Tuckerman Workshop. *Bulletin of the Florida Museum of Natural History* 49(4):127–186.






**Figure 28.** A, *Graphis caesiocarpa* (Breuss 28718). B, *Graphis caribica* (Common 7356G). C, *Graphis conferta* (Lay 09-0016). D, *Graphis cupei* (Lücking & Rivas Plata 26536a). E, *Graphis desquamescens* (Common 7368O). F–G, *Graphis disserpens* (Lücking & Rivas Plata 26656). H, *Graphis handelii* (Common 7292G). All photographs R. Lücking.

**From on-line supplemental materials to:**

Lücking, R., et al. 2011. The lichens of Fakahatchee Strand Preserve State Park, Florida: Proceedings from the 18<sup>th</sup> Tuckerman Workshop. Bulletin of the Florida Museum of Natural History 49(4):127–186.



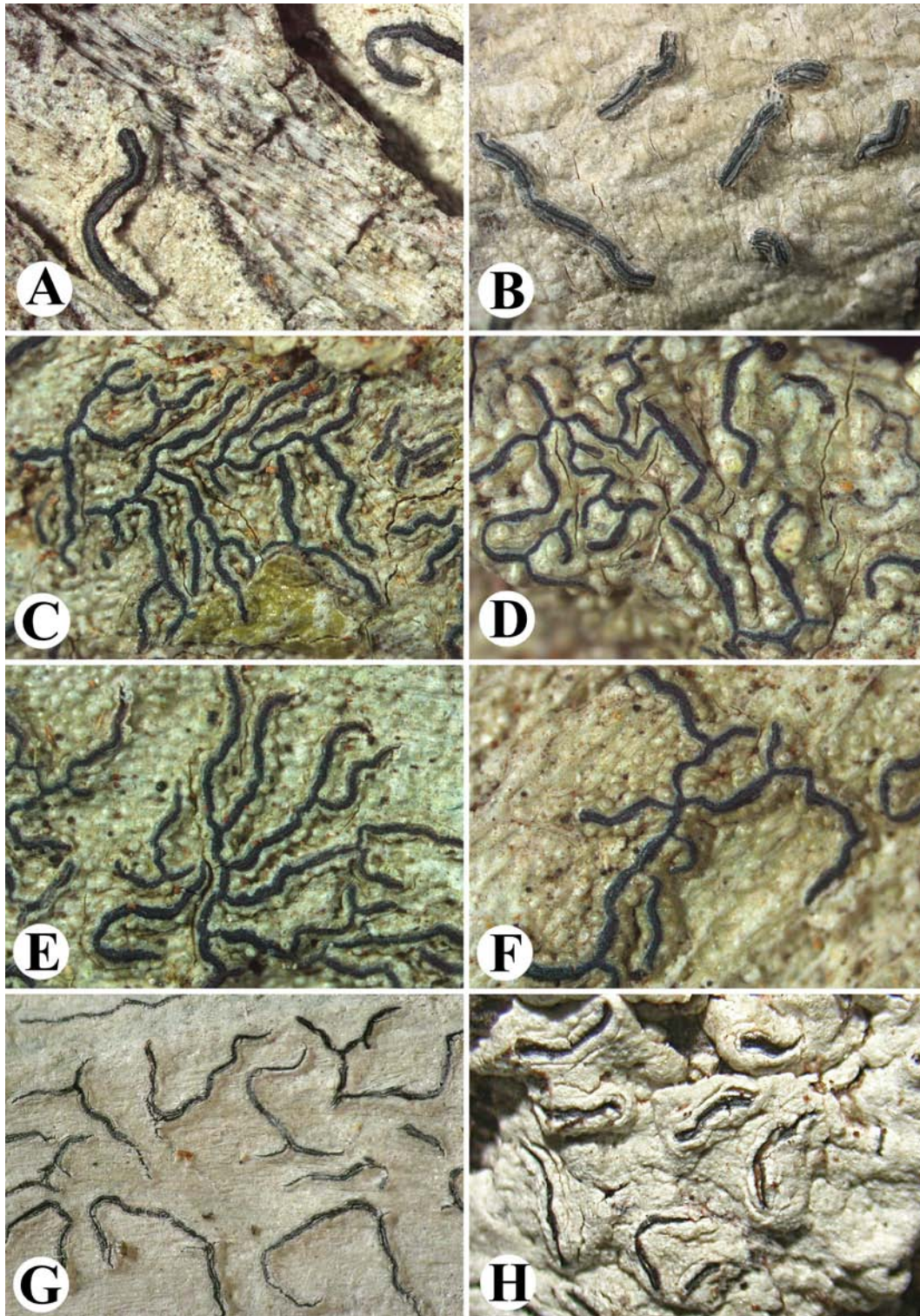


**Figure 29.** A, *Graphis longula* (Lücking & Rivas Plata 26527). B, *Graphis lucifica* (Lay 09-0065). C, *Graphis oshioi* (Lücking & Rivas Plata 26612). D, *Graphis oxyclada* (Hodges s.n.). E–G, *Graphis pseudocinerea* Lücking (E, Breuss 28987; F–G, Lücking & Rivas Plata 26537). H, *Graphis rimulosa* (Costa Rica: Standley 71849). All photographs R. Lücking.

**From on-line supplemental materials to:**

Lücking, R., et al. 2011. The lichens of Fakahatchee Strand Preserve State Park, Florida: Proceedings from the 18<sup>th</sup> Tuckerman Workshop. Bulletin of the Florida Museum of Natural History 49(4):127–186.






**Figure 30.** A, *Graphis sauroidea* (Breuss 28890). B, *Graphis subflexibilis* (Common 7380G). C–F, *Graphis stellata* (Breuss 28889). G, *Graphis xanthospora* (Lücking & Rivas Plata 26535). H, *Graphis xylophaga* (Seavey & Seavey 10359). All photographs R. Lücking.

**From on-line supplemental materials to:**

Lücking, R., et al. 2011. The lichens of Fakahatchee Strand Preserve State Park, Florida: Proceedings from the 18<sup>th</sup> Tuckerman Workshop. Bulletin of the Florida Museum of Natural History 49(4):127–186.



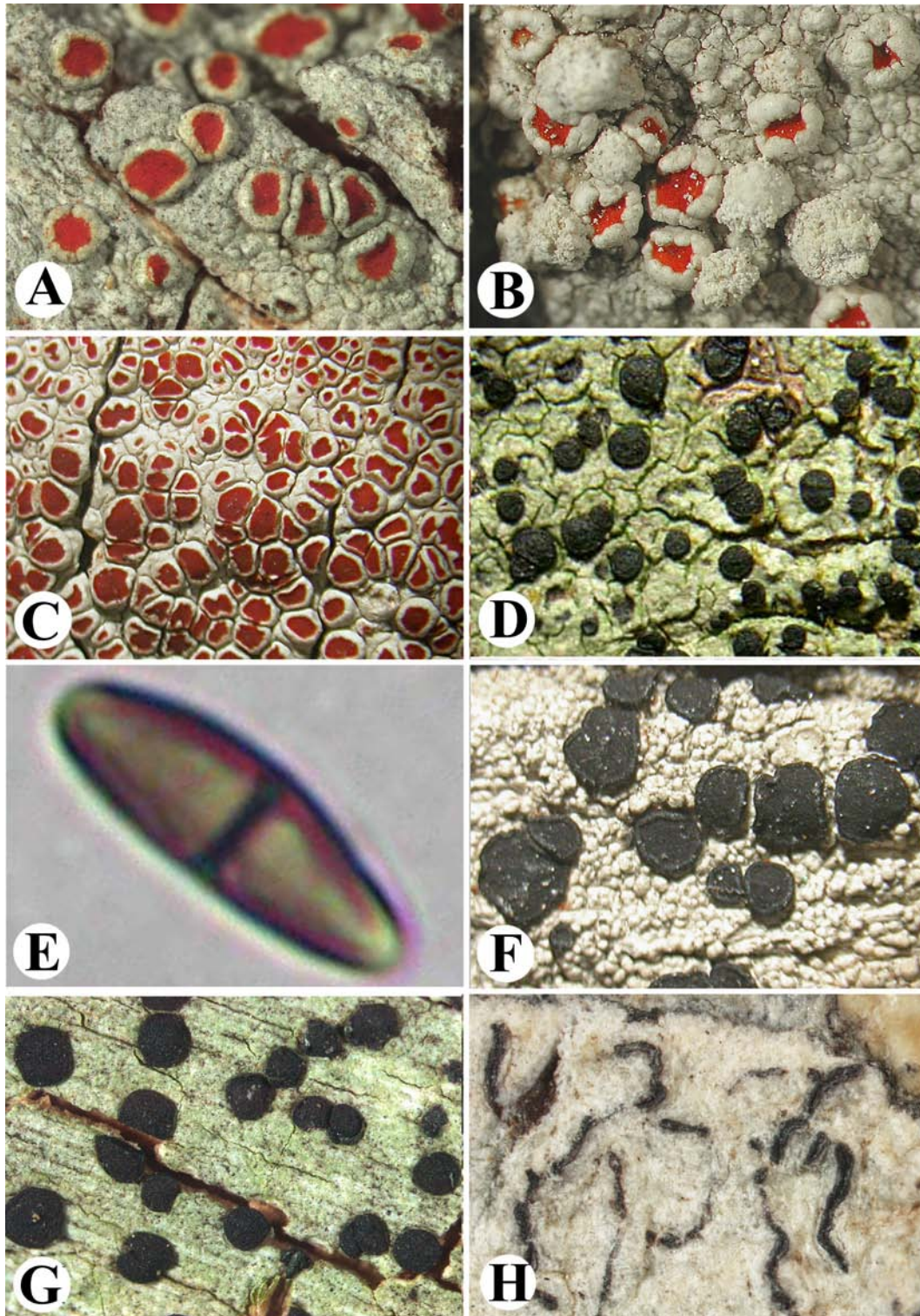


**Figure 31.** A–B, *Gyalectidium appendiculatum* (Sanders 10504.6). C, *Gyalectidium catenulatum* (Sanders 10504.8). D–E, *Gyalectidium floridense* (Sanders 10521.4). F, *Gyalectidium imperfectum* (Sanders 10504.7). G, *Gyalectidium ulloae* (Sanders 10504.10). H, *Gyalectidium* aff. *yahriae* (Sanders 10521.2). All photographs R. Lücking.

**From on-line supplemental materials to:**

Lücking, R., et al. 2011. The lichens of Fakahatchee Strand Preserve State Park, Florida: Proceedings from the 18<sup>th</sup> Tuckerman Workshop. *Bulletin of the Florida Museum of Natural History* 49(4):127–186.



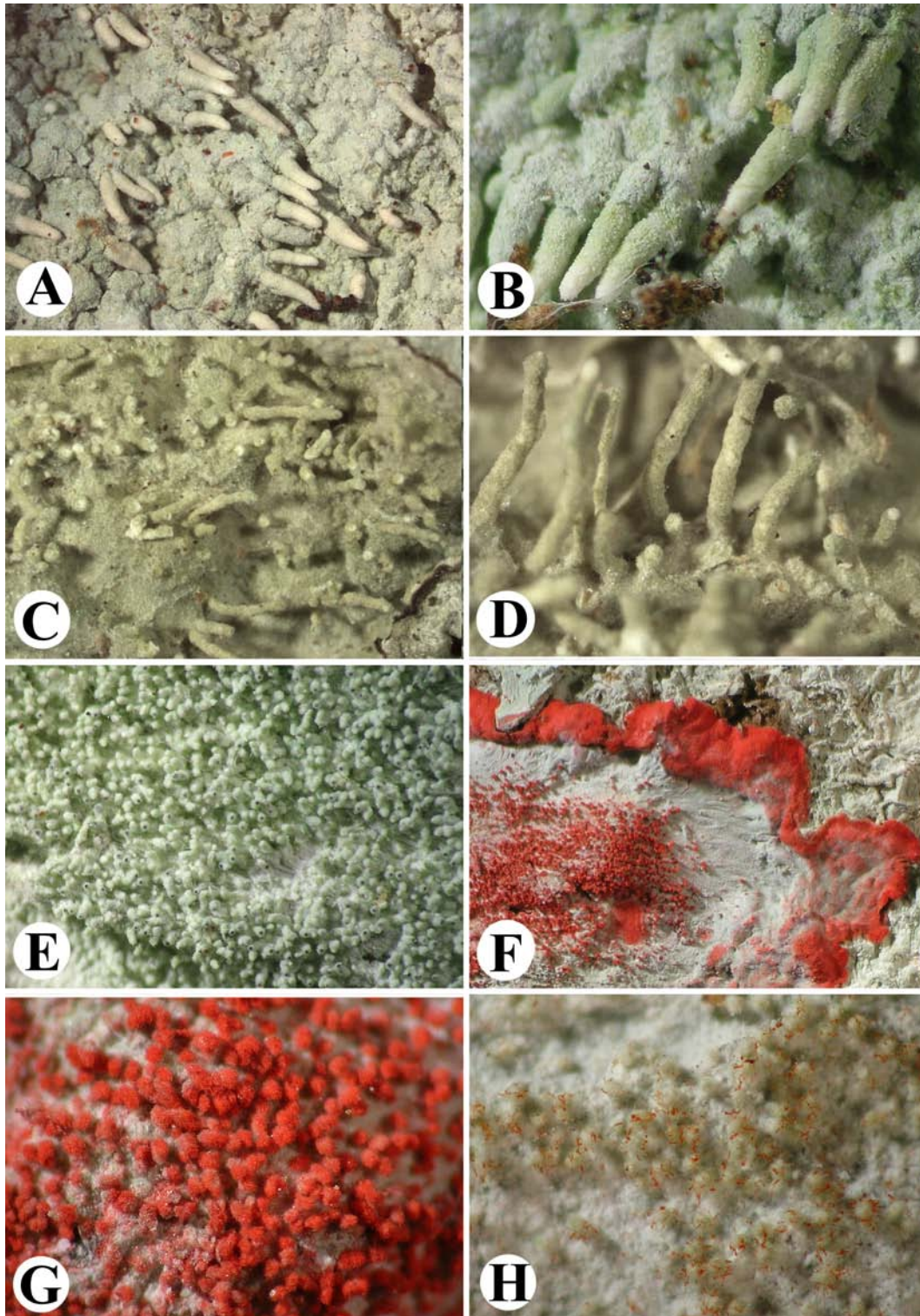


**Figure 32.** A, *Haematomma flexuosum* (Nelsen). B, *Haematomma guyanense*. C, *Haematomma persoonii* (Seavey & Seavey 10070). D–E, *Hafellia bahiana* (Everglades: Seavey & Seavey). F, *Hafellia curatellae* (Seavey & Seavey 10615). G, *Hafellia pleiotera* (Breuss 28936). H, *Halegrapha floridana* (Common 7410C). Photographs R. Lücking (A–B, G–H), R. Seavey (C–F).

**From on-line supplemental materials to:**

Lücking, R., et al. 2011. The lichens of Fakahatchee Strand Preserve State Park, Florida: Proceedings from the 18<sup>th</sup> Tuckerman Workshop. *Bulletin of the Florida Museum of Natural History* 49(4):127–186.






**Figure 33.** A–B, *Heiomasia seaveyorum*. C–D, *Herpothallon antillarum* (Nelsen 4037). E, *Herpothallon echinatum* (Lüicking & Rivas Plata 26681). F–G, *Herpothallon rubrocinctum* (F, Lüicking & Rivas Plata 26707; G, Lüicking & Rivas Plata 26708). H, *Herpothallon rubroechinatum* (Lüicking & Rivas Plata 26682). All photographs R. Lüicking.

**From on-line supplemental materials to:**

Lüicking, R., et al. 2011. The lichens of Fakahatchee Strand Preserve State Park, Florida: Proceedings from the 18<sup>th</sup> Tuckerman Workshop. Bulletin of the Florida Museum of Natural History 49(4):127–186.






**Figure 34.** **A**, *Heterodermia albicans* (Breuss 28763). **B**, *Heterodermia pseudospeciosa* (Breuss 29020). **C–D**, *Laurea megasperma* (**C**, Lücking & Rivas Plata 26709; **D**, Lücking & Rivas Plata 26710a). **E**, *Lecanora achroa* (Seavey & Seavey 10144). **F**, *Lecanora achroides* (Seavey & Seavey 10624). **G**, *Lecanora allophana* (Lücking & Rivas Plata 26639). **H**, *Lecanora argentata* (Lücking & Rivas Plata 26634b). Photographs R. Lücking (A–D, G–H), R. Seavey (E–F).

**From on-line supplemental materials to:**

Lücking, R., et al. 2011. The lichens of Fakahatchee Strand Preserve State Park, Florida: Proceedings from the 18<sup>th</sup> Tuckerman Workshop. *Bulletin of the Florida Museum of Natural History* 49(4):127–186.






**Figure 35.** A, *Lecanora caesiorubella* ssp. *glaucomodes* (Seavey & Seavey 10077). B–C, *Lecanora floridula* (Lay 09-0083). D, *Lecanora hybocarpa* (Lay 09-0138). E, *Lecanora leprosa* (Breuss 28936). F, *Lecanora pseudargentata* (Lüicking & Rivas Plata 26642). G, *Lecanora strobilina* (Lüicking & Rivas Plata 26637). H, *Leiorreuma exaltatum* (Common 7424A). Photographs R. Lüicking (B–H), R. Seavey (A).

**From on-line supplemental materials to:**

Lüicking, R., et al. 2011. The lichens of Fakahatchee Strand Preserve State Park, Florida: Proceedings from the 18<sup>th</sup> Tuckerman Workshop. *Bulletin of the Florida Museum of Natural History* 49(4):127–186.






**Figure 36.** A, *Leiorreuma sericeum* (Common 7355E). B, *Letrouitia domingensis* (Lücking & Rivas Plata 26718). C–D, *Letrouitia vulpina* (C, Lücking & Rivas Plata 26723; D, Nelsen). E, *Leucodecton compunctellum* (Lücking & Rivas Plata 26566b). F–G, *Leucodecton glaucescens* (Nelsen). H, *Leucodecton occultum* (Common 7321B). All photographs R. Lücking.

**From on-line supplemental materials to:**

Lücking, R., et al. 2011. The lichens of Fakahatchee Strand Preserve State Park, Florida: Proceedings from the 18<sup>th</sup> Tuckerman Workshop. Bulletin of the Florida Museum of Natural History 49(4):127–186.






**Figure 37.** A, *Malmidea furfurosa* (Brazil, Cáceres 462). B, *Malmidea fuscella* (Breuss 28711). C, *Malmidea granifera* (Lüicking & Rivas Plata 26725). D, *Malmidea gyalectoides* (Lüicking & Rivas Plata 26727). E, *Malmidea leptoloma* (Lüicking & Rivas Plata 26730). F, *Malmidea piperis* (Brazil, Cáceres 677). G, *Malmidea variabilis* (Brazil, Cáceres 73). H, *Malmidea vinosa* (Lay 09-0099). All photographs R. Lüicking.

**From on-line supplemental materials to:**

Lüicking, R., et al. 2011. The lichens of Fakahatchee Strand Preserve State Park, Florida: Proceedings from the 18<sup>th</sup> Tuckerman Workshop. Bulletin of the Florida Museum of Natural History 49(4):127–186.



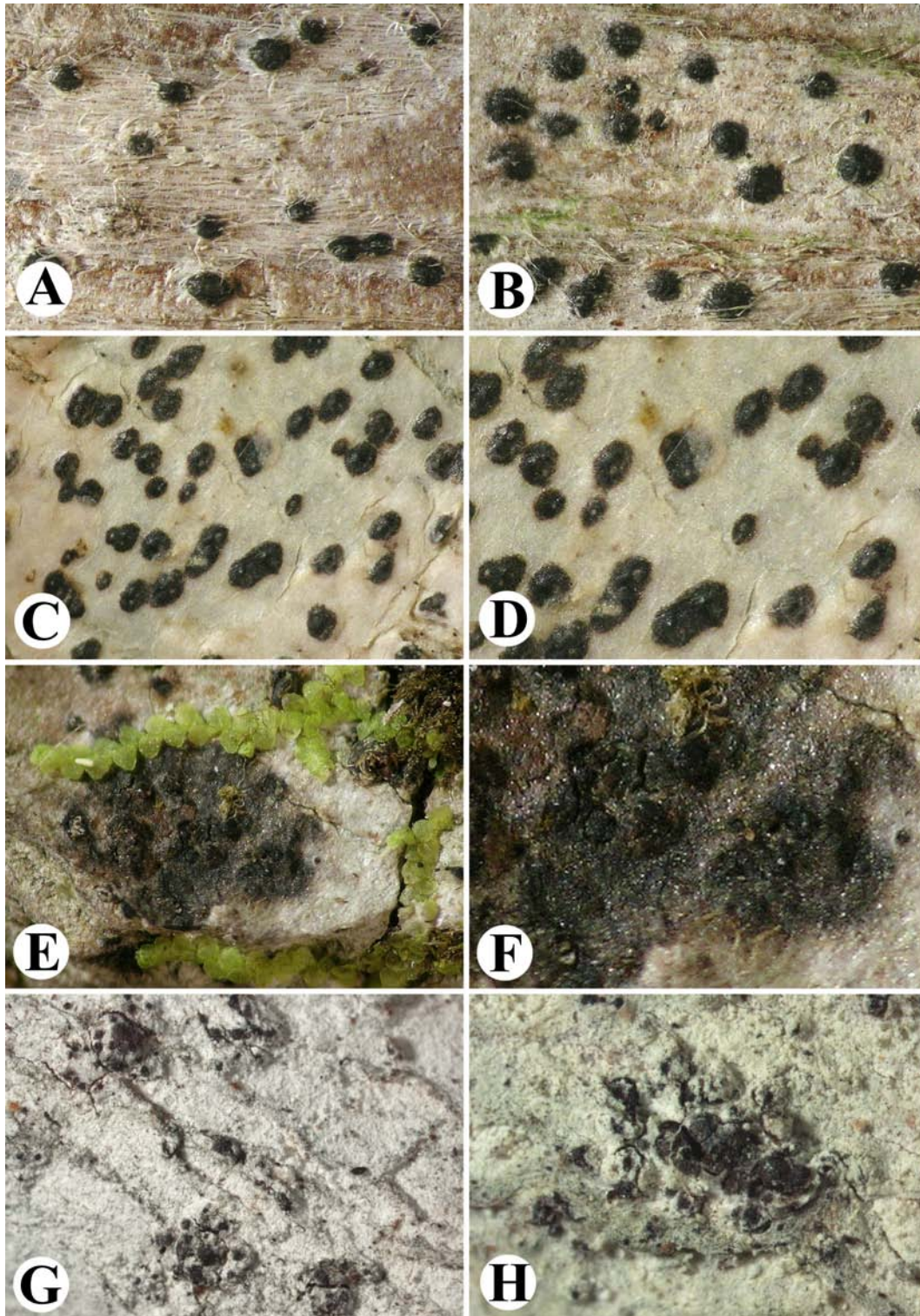


**Figure 38.** A–B, *Megalospora porphyritis* (Hodges s.n.). C, *Micarea prasina* (Lay 09-0088). D–G, *Micarea* spec. (Lay 09-0051). H, *Mycocalicium subtile* (Lay 09-0097). All photographs R. Lücking.

**From on-line supplemental materials to:**

Lücking, R., et al. 2011. The lichens of Fakahatchee Strand Preserve State Park, Florida: Proceedings from the 18<sup>th</sup> Tuckerman Workshop. Bulletin of the Florida Museum of Natural History 49(4):127–186.



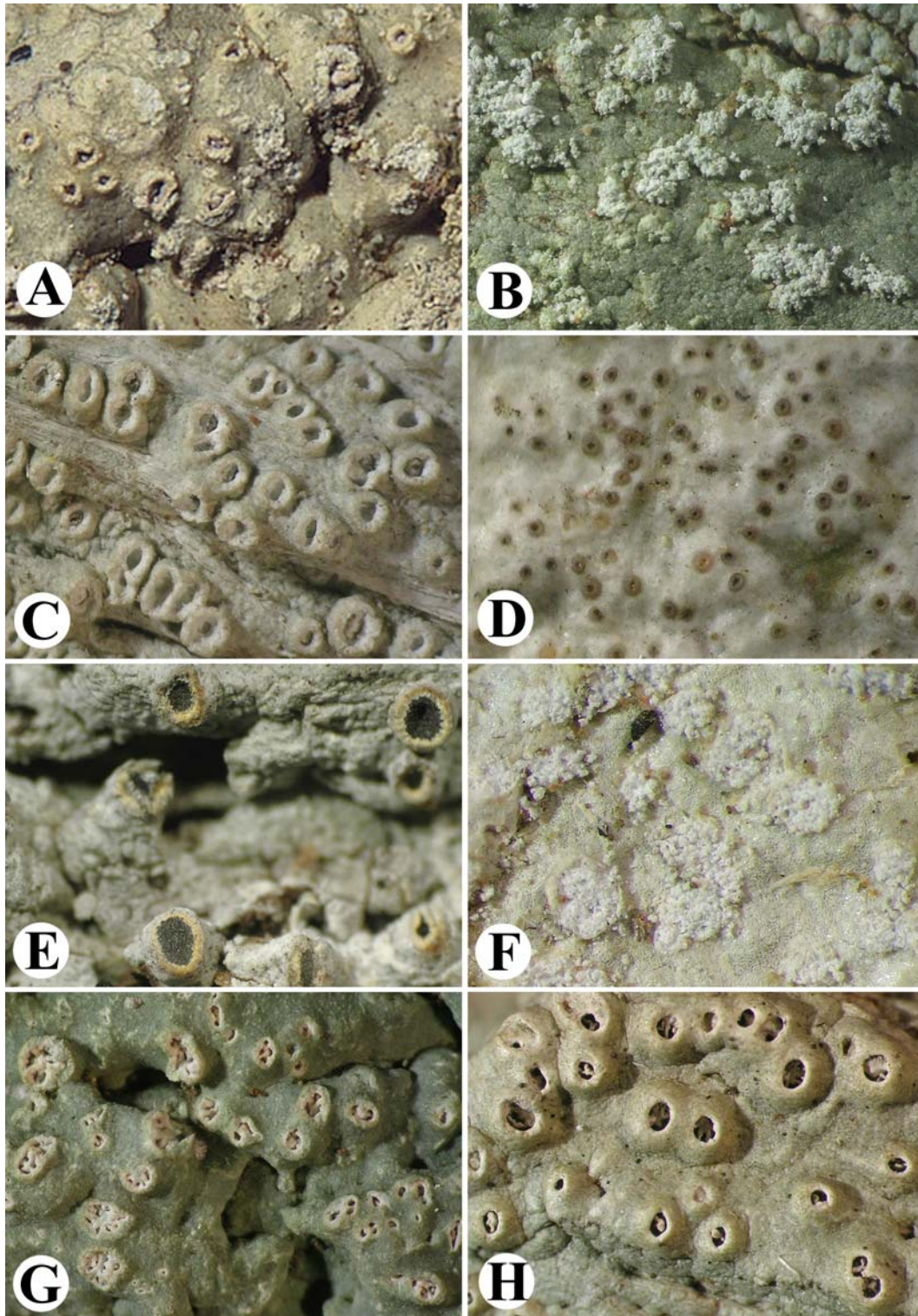


**Figure 39.** A, *Mycomicrothelia modesta* (Lücking & Rivas Plata 26588a). B, *Mycomicrothelia subfallens* (Lücking & Rivas Plata 26772). C–D, *Mycomicrothelia willeyana* (Lücking & Rivas Plata 26733). E–F, *Mycoporum lacteum* (Lücking & Rivas Plata 26732). G–H, *Mycoporum sparsellum* (Lücking & Rivas Plata 26613). All photographs R. Lücking.

**From on-line supplemental materials to:**

Lücking, R., et al. 2011. The lichens of Fakahatchee Strand Preserve State Park, Florida: Proceedings from the 18<sup>th</sup> Tuckerman Workshop. Bulletin of the Florida Museum of Natural History 49(4):127–186.



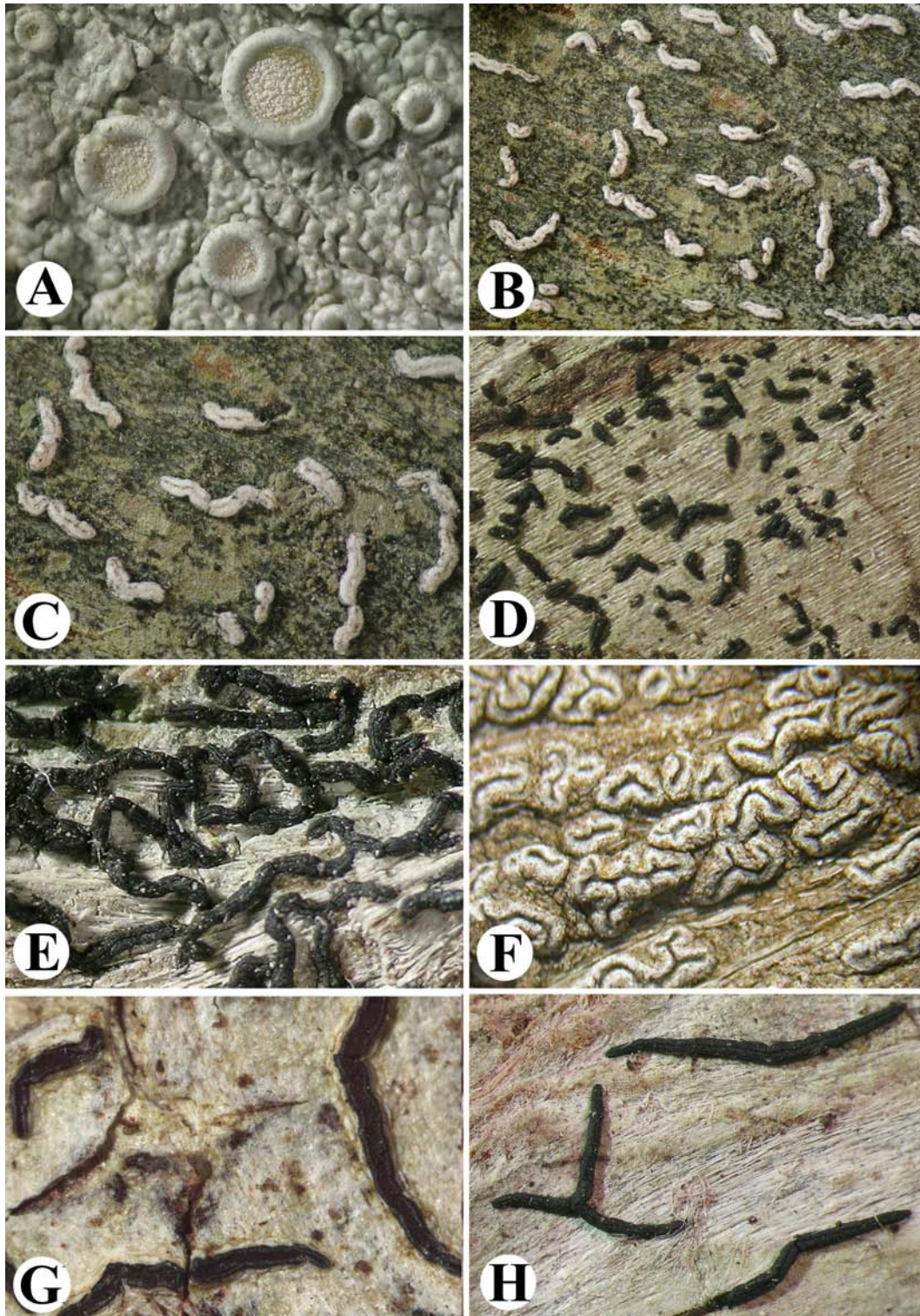


**Figure 40.** A–B, *Myriotrema erodens* (A, Harris 29645; B, Lüicking & Rivas Plata 26541). C, *Myriotrema peninsulae* (Lüicking & Rivas Plata 26542). D, *Myriotrema pycnoporellum* (Lüicking & Rivas Plata 26544). E, *Nadvornikia hawaiiensis*. F, *Nadvornikia soredata*. G, *Ocellularia auberianoides* (Lüicking & Rivas Plata 26548). H, *Ocellularia obturascens* (Mercado-Díaz 381). Photographs R. Lüicking (B–H), A. Mangold (A).

**From on-line supplemental materials to:**

Lüicking, R., et al. 2011. The lichens of Fakahatchee Strand Preserve State Park, Florida: Proceedings from the 18<sup>th</sup> Tuckerman Workshop. Bulletin of the Florida Museum of Natural History 49(4):127–186.






**Figure 41.** A, *Ochrolechia africana* (Seavey & Seavey 10752). B–C, *Opegrapha astraea* (Lücking & Rivas Plata 26734). D, *Opegrapha atra* (Lücking & Rivas Plata 26737a). E, *Opegrapha candida* (Seavey & Seavey 10628). F, *Opegrapha cypressi* (Seavey & Seavey 10791). G, *Opegrapha longissima* (Lücking & Rivas Plata 26815). H, *Opegrapha* spec. (Mercado-Díaz 450). Photographs R. Lücking (A–E, G–H), R. Seavey (F).

**From on-line supplemental materials to:**

Lücking, R., et al. 2011. The lichens of Fakahatchee Strand Preserve State Park, Florida: Proceedings from the 18<sup>th</sup> Tuckerman Workshop. *Bulletin of the Florida Museum of Natural History* 49(4):127–186.






**Figure 42.** A–B, *Parmeliella stylophora* (Lüicking & Rivas Plata 26738). C–D, *Pertusaria epixantha* (Lüicking & Rivas Plata 26666c). E–F, *Pertusaria expolita* (Lüicking & Rivas Plata 26650). G–H, *Pertusaria* aff. *expolita* (Lüicking & Rivas Plata 26649). All photographs R. Lüicking.

**From on-line supplemental materials to:**

Lüicking, R., et al. 2011. The lichens of Fakahatchee Strand Preserve State Park, Florida: Proceedings from the 18<sup>th</sup> Tuckerman Workshop. Bulletin of the Florida Museum of Natural History 49(4):127–186.






**Figure 43.** A–B, *Pertusaria leioplaca* (Lüicking & Rivas Plata 26623c). C, *Pertusaria paratuberculifera* (Lüicking & Rivas Plata 26645). D, *Pertusaria sinusmexicani* (Lüicking & Rivas Plata 26654). E, *Pertusaria tetrathalamia*. F, *Pertusaria texana* (Lüicking & Rivas Plata 26643). G, *Pertusaria virensica* (Lay 09-0141). H, *Pertusaria xanthodes* (Lüicking & Rivas Plata 26647). All photographs R. Lüicking.

**From on-line supplemental materials to:**

Lüicking, R., et al. 2011. The lichens of Fakahatchee Strand Preserve State Park, Florida: Proceedings from the 18<sup>th</sup> Tuckerman Workshop. Bulletin of the Florida Museum of Natural History 49(4):127–186.



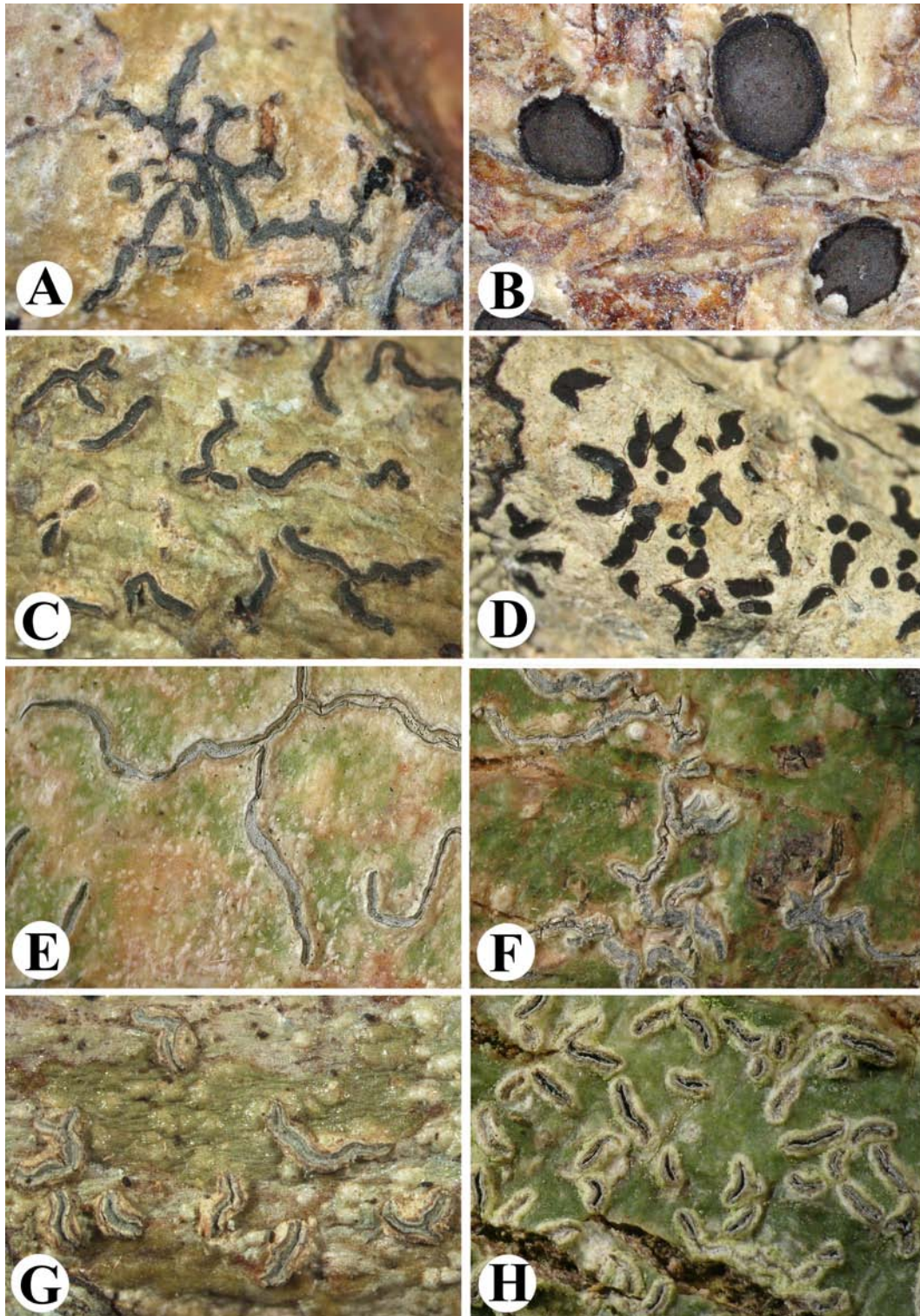


**Figure 44.** A, *Phaeographis asteroides* (Lay 09-0145). B–C, *Phaeographis brasiliensis* (B, Brazil: Cáceres 874; C, Common 7355M). D, *Phaeographis delicatula* (holotype). E, *Phaeographis erumpens* (Common 7277A). F, *Phaeographis flavescens* (Common 7355K). G, *Phaeographis inconspicua* (Lay 09-0149). H, *Phaeographis intricans* (Common 7355A). All photographs R. Lücking.

**From on-line supplemental materials to:**

Lücking, R., et al. 2011. The lichens of Fakahatchee Strand Preserve State Park, Florida: Proceedings from the 18<sup>th</sup> Tuckerman Workshop. Bulletin of the Florida Museum of Natural History 49(4):127–186.






**Figure 45.** A, *Phaeographis leiogrammodes* (Common 7277C). B, *Phaeographis lobata* (Homestead, Common 5891A). C, *Phaeographis major* (Common 7355B). D, *Phaeographis nylanderi* (Common 7346A). E, *Phaeographis sculpturata* (Seavey & Seavey 10297). F, *Phaeographis* aff. *sculpturata* (Lücking & Rivas Plata 26740). G, *Phaeographis schizoloma* (Common 7355C). H, *Phaeographis* aff. *schizoloma* (Lücking & Rivas Plata 26746). Photographs Ralph Common (B), R. Lücking (all others).

**From on-line supplemental materials to:**

Lücking, R., et al. 2011. The lichens of Fakahatchee Strand Preserve State Park, Florida: Proceedings from the 18<sup>th</sup> Tuckerman Workshop. *Bulletin of the Florida Museum of Natural History* 49(4):127–186.



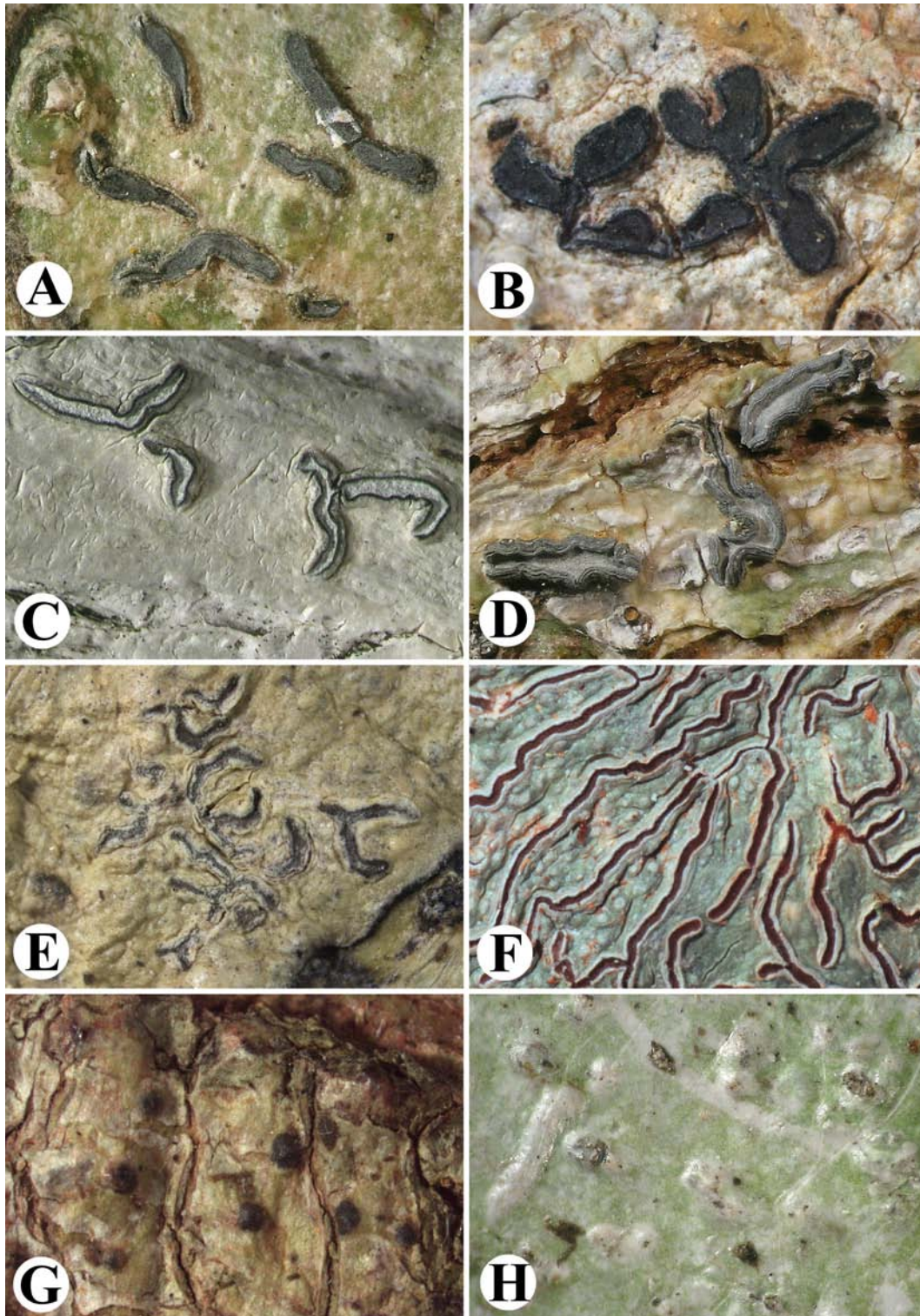


**Figure 46.** A, *Phyllopsora confusa* (Nelsen). B, *Phyllopsora furfuracea*. C, *Phyllopsora isidiotyta* (Lücking & Rivas Plata 26748). D, *Phyllopsora kalbii* (Lücking & Rivas Plata 26750). E, *Phyllopsora lacerata* (Sanders s.n.). F, *Phyllopsora santensis* (Lay 09-0211). G, *Physcia atrostriata* (F, Lücking & Rivas Plata 26753; G, Lücking & Rivas Plata 26751). H, *Physcia undulata*. All photographs R. Lücking.

**From on-line supplemental materials to:**

Lücking, R., et al. 2011. The lichens of Fakahatchee Strand Preserve State Park, Florida: Proceedings from the 18<sup>th</sup> Tuckerman Workshop. Bulletin of the Florida Museum of Natural History 49(4):127–186.



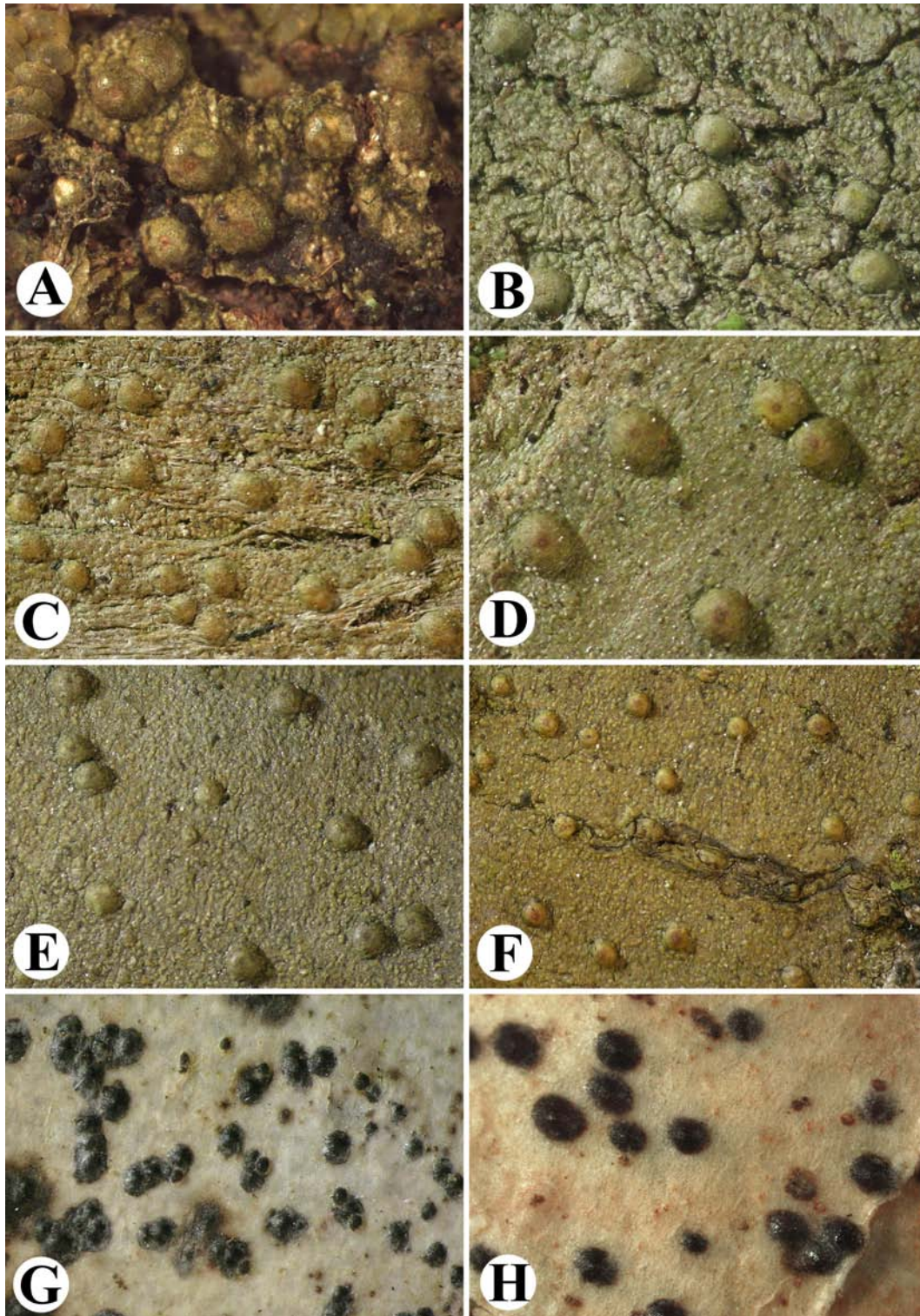


**Figure 47.** A, *Platygramme caesiopruinosa* (Lücking & Rivas Plata 26826b). B, *Platygramme* aff. *caesiopruinosa* (Common 7259E). C, *Platygramme pachnodes* (Seavey & Seavey 10300). D, *Platygramme praestans* (Lücking & Rivas Plata 26628). E, *Platythecium floridanum* (Common 7368P). F, *Platythecium grammitis* (Costa Rica, Lücking 17100a). G, *Polymeridium albocinereum* (Lay 09-0143). H, *Polymeridium proponens* (Seavey & Seavey 10302). All photographs R. Lücking.

**From on-line supplemental materials to:**

Lücking, R., et al. 2011. The lichens of Fakahatchee Strand Preserve State Park, Florida: Proceedings from the 18<sup>th</sup> Tuckerman Workshop. *Bulletin of the Florida Museum of Natural History* 49(4):127–186.






**Figure 48.** A, *Porina heterospora*. B–F, *Porina nucula* (B, Lücking & Rivas Plata 26760; C, Lücking & Rivas Plata 26761; D, Lücking & Rivas Plata 26762; E, Lücking & Rivas Plata 26763; F, Lücking & Rivas Plata 26766). G, *Pseudopyrenula subgregaria* (Lücking & Rivas Plata 26770). H, *Pseudopyrenula subnudata* (Costa Rica, Lücking s.n.). All photographs R. Lücking.

**From on-line supplemental materials to:**

Lücking, R., et al. 2011. The lichens of Fakahatchee Strand Preserve State Park, Florida: Proceedings from the 18<sup>th</sup> Tuckerman Workshop. Bulletin of the Florida Museum of Natural History 49(4):127–186.



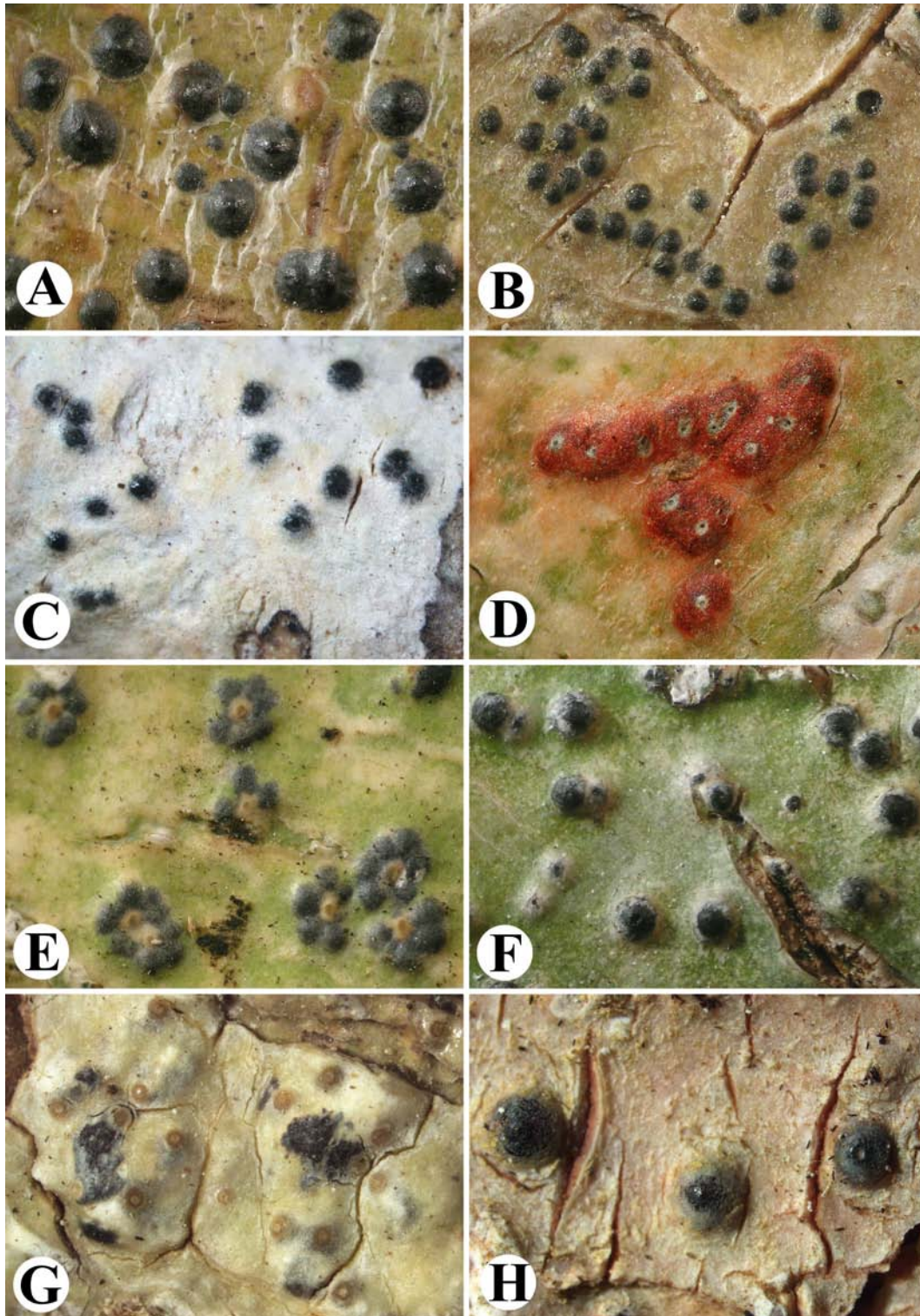


**Figure 49.** A–B, “*Psorella*” spec. (Lücking & Rivas Plata 26829). C–D, *Psoroglaena costaricensis* (Common 7363D). E, *Pyrenula acutalis* (Breuss 28797). F, *Pyrenula anomala* (Lücking & Rivas Plata s.n.). G, *Pyrenula aspistea* (Breuss 28679). H, *Pyrenula astroidea* (Lücking & Rivas Plata 26774). All photographs R. Lücking.

**From on-line supplemental materials to:**

Lücking, R., et al. 2011. The lichens of Fakahatchee Strand Preserve State Park, Florida: Proceedings from the 18<sup>th</sup> Tuckerman Workshop. Bulletin of the Florida Museum of Natural History 49(4):127–186.



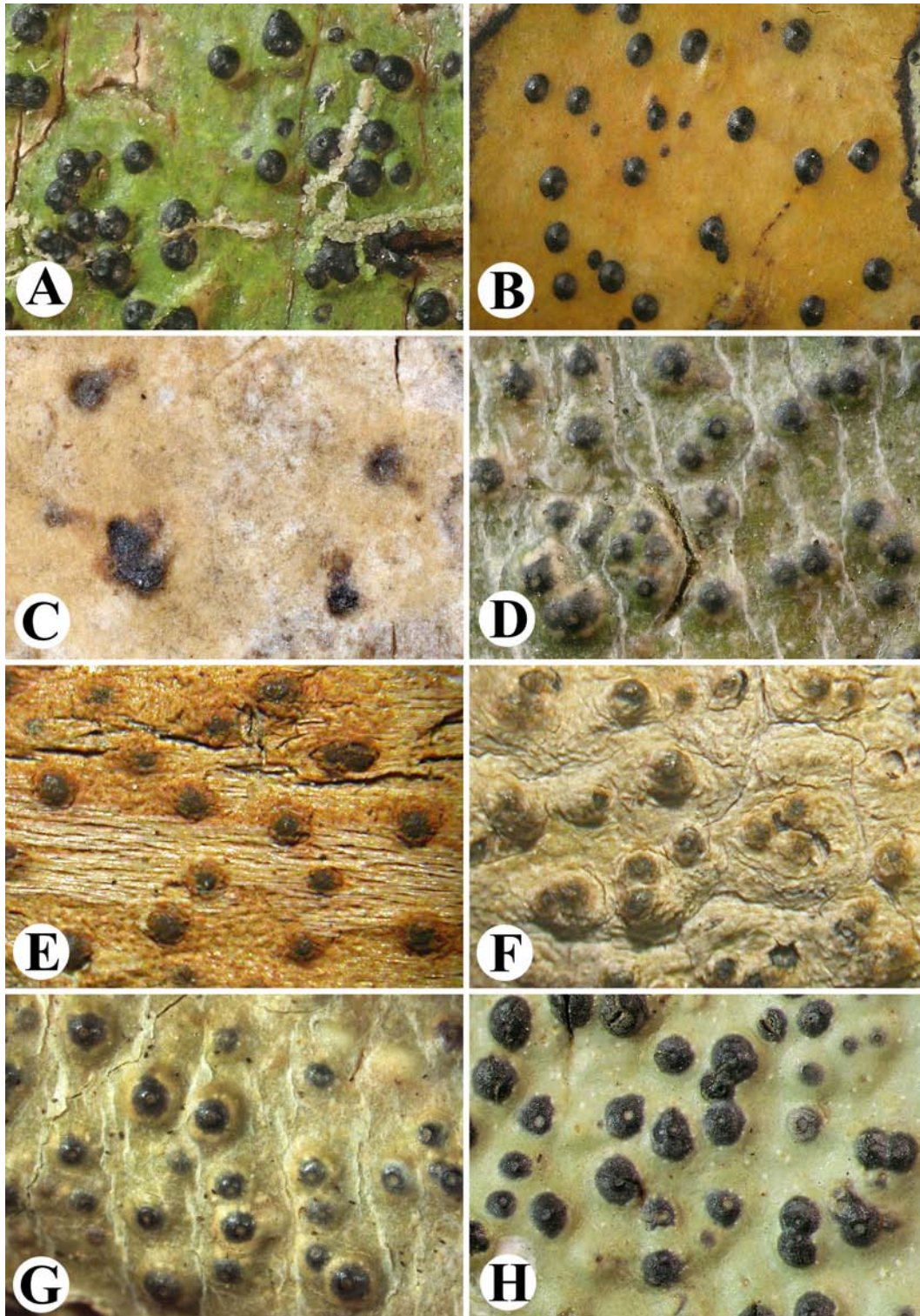


**Figure 50.** **A**, *Pyrenula brunnea* (Lüicking & Rivas Plata 26777). **B**, *Pyrenula concatervans* (Lüicking & Rivas Plata 26778). **C**, *Pyrenula confinis* (Common 7281G). **D**, *Pyrenula cruenta* (Lüicking & Rivas Plata 26781). **E**, *Pyrenula cubana* (Lüicking & Rivas Plata 26783). **F**, *Pyrenula duplicans* (Lüicking & Rivas Plata 26785a). **G**, *Pyrenula falsaria* (Lüicking & Rivas Plata 26786). **H**, *Pyrenula globifera* (Breuss 28709). All photographs R. Lüicking.

**From on-line supplemental materials to:**

Lüicking, R., et al. 2011. The lichens of Fakahatchee Strand Preserve State Park, Florida: Proceedings from the 18<sup>th</sup> Tuckerman Workshop. Bulletin of the Florida Museum of Natural History 49(4):127–186.






**Figure 51.** **A**, *Pyrenula leucostoma* (Lüicking & Rivas Plata 26789). **B**, *Pyrenula mamillana* (Lüicking & Rivas Plata 26782). **C**, *Pyrenula microtheca* (Common 7326B). **D**, *Pyrenula mucosa* (Lüicking & Rivas Plata 26812). **E**, *Pyrenula ochraceoflava* (Seavey & Seavey 10309). **F**, *Pyrenula ochraceoflavens* (Seavey & Seavey 10311). **G**, *Pyrenula punctella* (Lüicking & Rivas Plata 26801). **H**, *Pyrenula quassiicola* (Mercado-Díaz 432). Photographs R. Common (C), R. Lüicking (A–B, D, G–H), R. Seavey (E–F).

**From on-line supplemental materials to:**

Lüicking, R., et al. 2011. The lichens of Fakahatchee Strand Preserve State Park, Florida: Proceedings from the 18<sup>th</sup> Tuckerman Workshop. *Bulletin of the Florida Museum of Natural History* 49(4):127–186.



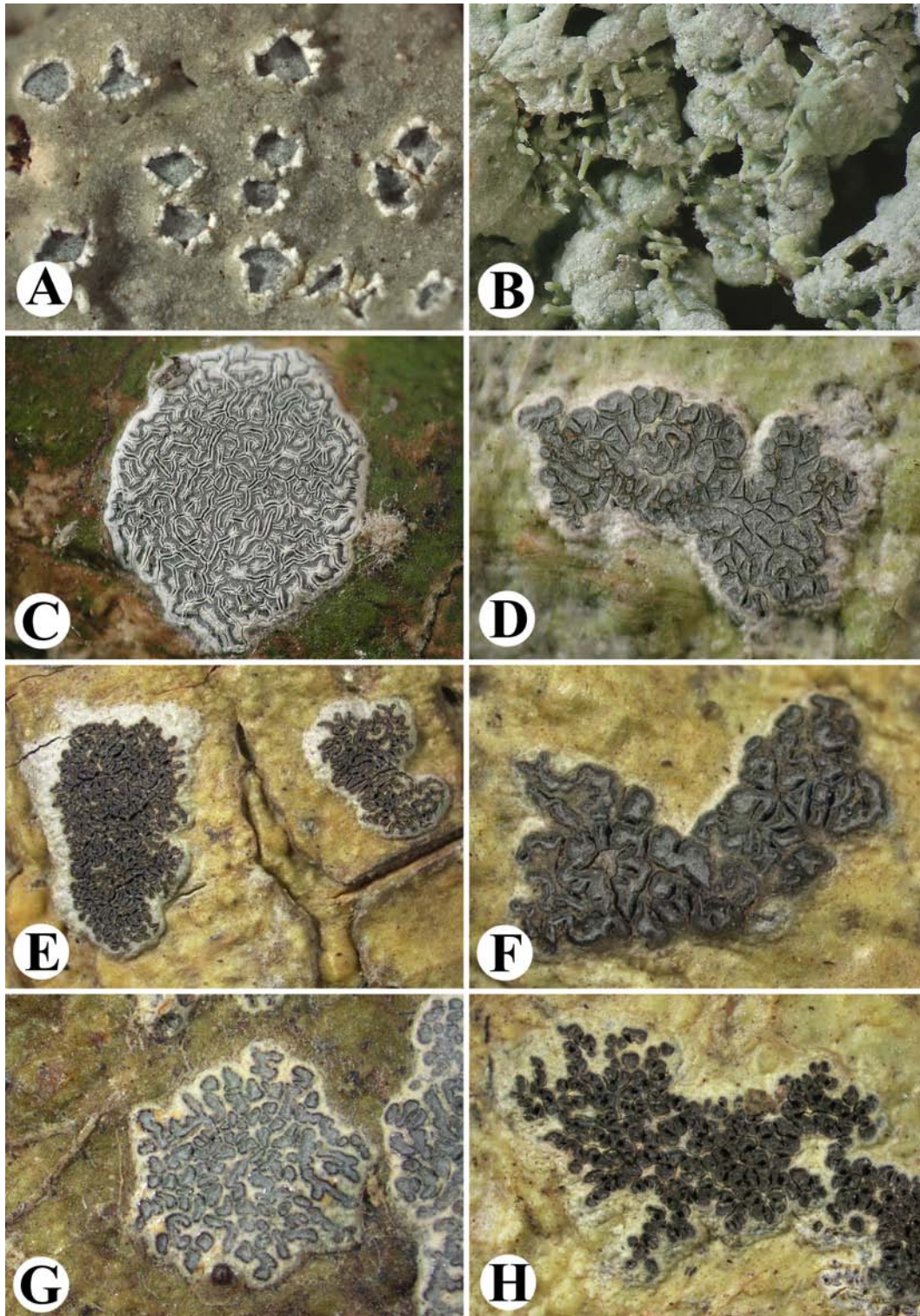


**Figure 52.** A, *Pyrenula santensis* (Lücking & Rivas Plata 26785). B, *Pyrenula* aff. *santensis* (Mercado-Díaz 442). C, *Pyrenula sexocularis* (Lücking & Rivas Plata 26780). D, *Pyrenula thelomorpha* (Lücking & Rivas Plata 26658b). E, *Pyrgillus javanicus* (Lay 09-0110). F, *Pyxine cocoes* (Lücking & Rivas Plata 26806). G–H, *Pyxine eschweileri* (A, Lücking & Rivas Plata 26563b; B, Lay 09-0060). All photographs R. Lücking.

**From on-line supplemental materials to:**

Lücking, R., et al. 2011. The lichens of Fakahatchee Strand Preserve State Park, Florida: Proceedings from the 18<sup>th</sup> Tuckerman Workshop. Bulletin of the Florida Museum of Natural History 49(4):127–186.






**Figure 53.** A–B, *Reimnitzia santensis* (A, Nelsen; B, Lücking & Rivas Plata 26558). C–H, *Sarcographa labyrinthica* (C–D, Lücking & Rivas Plata 26559; E–F, Common 7367A; G–H, Common 7381A). All photographs R. Lücking.

**From on-line supplemental materials to:**

Lücking, R., et al. 2011. The lichens of Fakahatchee Strand Preserve State Park, Florida: Proceedings from the 18<sup>th</sup> Tuckerman Workshop. Bulletin of the Florida Museum of Natural History 49(4):127–186.






**Figure 54.** A, *Sarcographa tricosa* (Common 7346H). B, *Segestria leptalea*. C, *Sporopodium marginatum* (Lücking & Rivas Plata 26808a). D, *Stegobolus emersus*. E–H, *Stegobolus granulatus* (Nelsen). All photographs R. Lücking.

**From on-line supplemental materials to:**

Lücking, R., et al. 2011. The lichens of Fakahatchee Strand Preserve State Park, Florida: Proceedings from the 18<sup>th</sup> Tuckerman Workshop. Bulletin of the Florida Museum of Natural History 49(4):127–186.






**Figure 55.** A–B, *Stirtonia dubia* (Common 7421D). C–D, *Stirtonia macrocarpa* (Common 7327C). E, *Strigula orbicularis* (Seavey & Seavey 10510). F, *Strigula phaea* (Lücking & Rivas Plata 26589). G, *Strigula schizospora* (Lay 09-0208). H, *Strigula smaragdula* (Lay 09-0208). Photographs Ralph Common (A–D), R. Lücking (F–H), R. Seavey (E).

**From on-line supplemental materials to:**

Lücking, R., et al. 2011. The lichens of Fakahatchee Strand Preserve State Park, Florida: Proceedings from the 18<sup>th</sup> Tuckerman Workshop. Bulletin of the Florida Museum of Natural History 49(4):127–186.



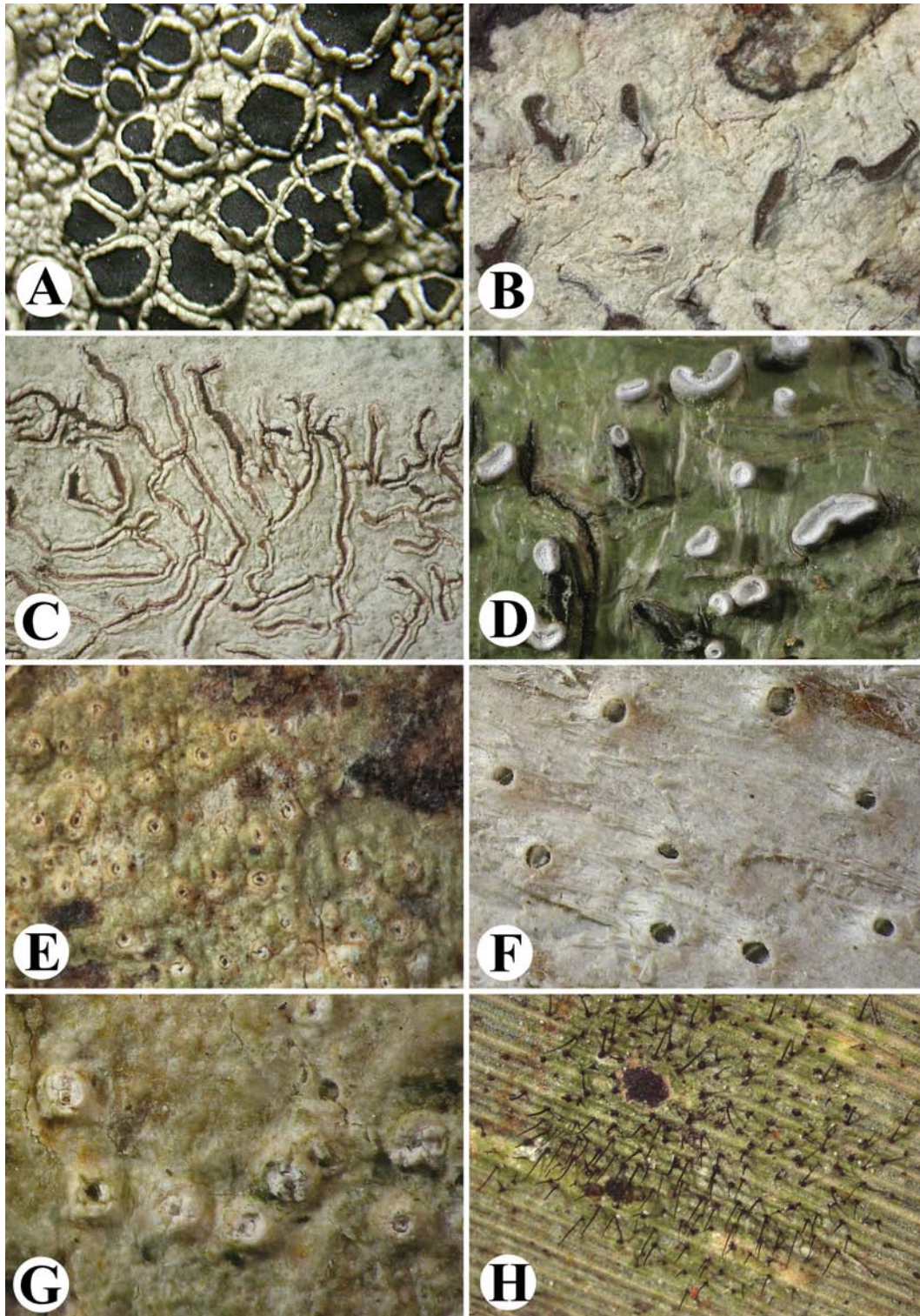


**Figure 56.** A, *Syncesia byssina* (Lücking & Rivas Plata 26831). B, *Tapellaria albomarginata* (Costa Rica, Crane 195). C, *Tapellaria floridensis* (holotype). D, *Tapellaria granulosa* (holotype). E, *Tapellaria malmei* (Lücking & Rivas Plata 26811). F, *Tapellaria nana* (Seavey & Seavey 10618). G–H, *Tapellaria spec.* (Hodges). Photographs R. Lücking (A–E, G–H), R. Seavey (F).

**From on-line supplemental materials to:**

Lücking, R., et al. 2011. The lichens of Fakahatchee Strand Preserve State Park, Florida: Proceedings from the 18<sup>th</sup> Tuckerman Workshop. Bulletin of the Florida Museum of Natural History 49(4):127–186.






**Figure 57.** A, *Tephromela atra* (Seavey & Seavey 10574). B, *Thalloloma anguinum* (Common 7367B). C, *Thalloloma hypoleptum* (Lücking & Rivas Plata 26564). D, *Thecaria quassiicola* (Lücking & Rivas Plata 26626). E, *Thelotrema lathraeum* (7371A). F, *Thelotrema pachysporum* (Lücking & Rivas Plata 26569). G, *Thelotrema porinoides* (Lücking & Rivas Plata 26570). H, *Tricharia vainioi* (Lücking & Rivas Plata 26808c). Photographs R. Lücking (B–H), R. Seavey (A).

**From on-line supplemental materials to:**

Lücking, R., et al. 2011. The lichens of Fakahatchee Strand Preserve State Park, Florida: Proceedings from the 18<sup>th</sup> Tuckerman Workshop. *Bulletin of the Florida Museum of Natural History* 49(4):127–186.





**Figure 58.** A, *Trypethelium aeneum* (Lüicking & Rivas Plata 26814). B, *Trypethelium eluteriae* (Seavey & Seavey 10532). C, *Trypethelium marcidum* (Mercado-Díaz 479). D, *Trypethelium nitidiusculum* (Lüicking & Rivas Plata 26816). E, *Trypethelium ochroleucum* (Mercado-Díaz 417). F, *Trypethelium tropicum* (Lüicking & Rivas Plata 26827). G–H, *Tylophoron moderatum* (Costa Rica, Lüicking 15081a). All photographs R. Lüicking.

**From on-line supplemental materials to:**

Lüicking, R., et al. 2011. The lichens of Fakahatchee Strand Preserve State Park, Florida: Proceedings from the 18<sup>th</sup> Tuckerman Workshop. Bulletin of the Florida Museum of Natural History 49(4):127–186.