



# What's New 2020



**Begonia**

Bewitched White  
1G6A  
↑ 12-18" ↔ 12-18"



Rex type. Mostly silver over green w red underneath-maple shaped leaf. Strong upright growth.



**Begonia**

Fragrant Falls Peach  
45HA  
↑ 6-10" ↔ 8-12"



Welby #12. Abundant, fragrant, rosy/pink petal backs w soft yellow blooms. Trailing habit for pots.



**Begonia**

Solenia Light Yellow  
4JRD  
↑ 10-12" ↔ 10-12"



Soft lemon-yellow double blooms all sason. Reiger-type. Mounded habit. Deer resistant. Shade combos.



**Begonia**

Viking Pink on Chocolate  
40BL  
↑ 20-24" ↔ 24-28"



Lg plants w deep bronze/brown shiny leaves. Loaded w pink flowers. Heat tolerant. Beds & pots.




**Begonia**

Viking XL Red on Chocolate  
40BL  
↑ 28-34" ↔ 32-36"



AAS Winner. X-tra lg plants w dark, shiny deep bronze/brown leaves. Covered w 1" flowers. Beds & pots.



**Calibrachoa**

Bloomtastic Yellow  
45HA, 10HB  
↑ 8-12" ↔ 15-18"



X-tra large flowers. Vigorous trailing habit. Heat tolerant. Great in HB & containers. Season extender.



**Calibrachoa**

Calitastic Indigo  
45HA  
↑ 6-12" ↔ 8-16"



True blue flowers are early and continuous. Great in containers. Attracts pollinators.




**Calibrachoa**

Candy Shop Candy Crush  
45HA  
↑ 6-12" ↔ 12-24"



Unique brush-stroke pink & white w yellow center blooms. Heat tolerant. Semi-trailer for containers




**Calibrachoa**

Minifamous Neo Double OrangeTastic  
45HA  
↑ 8-12" ↔ 12-15"



Lg dbl flowers are yellow w dark orange center. Semi-trailing habit great for containers. Performance plus.



**Coleus**

Main Street Beale Street  
45HA  
↑ 24-36" ↔ 12-16"



AAS, CSU winner. Easy to grow. Full, bushy upright habit. No fading. Flowers late. Use in beds/pots.



**Coleus**

Main Street Ruby Road  
45HA  
↑ 24-30" ↔ 12-16"



Leaves-magenta center spreading to maroon, edged in lt green. Uniform upright habit. Use in beds or pots.



**Confetti**

Easter Basket  
10HB, 12HB  
↑ 10-15" ↔ 18-24"



Combo-Petunia Potunia Plus Yellow, Calib Aloha Tiki Blue, Verbena Empress Imperial Blue



**Confetti**

Northern Lights  
10HB, 12HB  
↑ 10-15" ↔ 18-24"



Combo-Petunia Potunia Plus Baby Pink, Calib Aloha Kona Blue Sky, Verbena Wicked Beauty Burgundy



**Confetti**

Sunshine  
10HB, 12HB  
↑ 10-15" ↔ 18-24"



Combo-Calib Aloha Nani Golden Girl, Verbena Empress Flair White, Petunia Potunia Plus Yellow



**Confetti**

Trio Season Opener  
1G6A, 10HB, 12HB  
↑ 10-15" ↔ 18-24"



Combo-Calib Bloomtastic Yellow, Petunia Potunia Plus Pinkalicious, Verbena Empress Sun Compact Violet



**Confetti**

Trio Summer Solstice  
1G6A  
↑ 8-12" ↔ 15-18"



Combo-Calib Bloomtastic Rose Quartz, Bloomtastic Yellow & Bloomtastic Pink Flare



**Confetti**

Trio Super Mom  
1G6A  
↑ 8-12" ↔ 18-24"



Combo-Petunia Durabloom Royal Pink, Calib Bloomtastic Rose Quartz, Verbena Empress Sun Cherry



**Dahlia**

Dahlegria Apricot Tricolor  
45HA  
↑ 18-24" ↔ 10-16"



Welby #7. Tall, dark & handsome foliage. Lg single flowers. Mildew resistant. Great in beds or lg pots.





### Dahlia

Delata Venti  
Red +White  
45HA

↑ 12-16" ↔ 12-14"



Welby #15. Big blooms of unique red w white tips. Well branched. Excellent performance in pots/beds.



### Dahlia

Electro Pink  
1G6A

↑ 24-30" ↔ 18-24"



Welby #5. Electric, hot pink, cactus type flowers on glossy dark mahogany/black foliage. Full habit.



### Dahlia

Happy Days Neon  
45HA

↑ 10-12" ↔ 8-10"



Single pink/salmon/orange flowers over dark foliage. Mounding plants great in containers or beds.



### Dahlia

Sincerity  
1G6A

↑ 18-24" ↔ 14-18"



Big (3-4") flowers of pink/white bicolor w touch of yellow. Sturdy, well-branched plant. Great in lg pots.



### Delphinium

AAS Winner Light Blue  
45HA

↑ 24-30" ↔ 10-14"



Welby #2. Amazing true blue prolific flowers. Fine foliage for nice texture. Tender perennial.



### Didelta

Fancifiller Silver Strand  
45HA

↑ 6-8" ↔ 12-18"



Soft silver leaves beg to be touched. Use for texture. Mounding habit. Compact/spreading. Deer resistant.




### Digitalis

Pink Panther  
1G6A Zone:5-9

↑ 18-22" ↔ 15-18"



Welby #3. Gorgeous foxglove in multiple flower spikes. Long blooming. Great full plant habit.



### Dracocephalum

Indigo Blue Dragonhead  
4JBL Zone:3-8

↑ 14-16" ↔ 10-12"



Fragrant, snap-like flowers on compact, durable rosemary-like foliage. Use in rock garden or border.



### Geranium

Big Ezee Watermelon  
4SRD

↑ 24" ↔ 24"



Exclusive. Hearty branches support big flowers. Good heat tolerance. Great in large containers.



### Geranium

Caliente Coral Salmon  
45HA

↑ 10-12" ↔ 20-16"



Best CSU. Bright & bold interspecific. Single flowers, continuous color. Heat tolerant. Self cleaning.



### Geranium

Calliope Large Coral  
4SRD, 1GTC

↑ 14-16" ↔ 20-24"




Vigorous mounded habit. Large flowers for max Wow factor. Heat tolerant. Outstanding performance.



### Geranium

Calliope Large Orange Splash  
4SRD, 1GTC

↑ 14-16" ↔ 20-24"



Vigorous mounded habit. Large flowers for max Wow factor. Heat tolerant. Outstanding performance.



### Geranium

Calliope Medium Dark Pink  
4SRD

↑ 16-20" ↔ 14-16"



Popular mid size series. Brighter more violet than hot pink blooms. Dark leaves. Upright habit.



### Geranium

Ivy League Deep Pink  
4SRD

↑ 12-14" ↔ 20-24"



Colorful clusters of blooms all season. Exceptional heat tolerance. Strong trailing branches w ivy-like foliage.



### Geranium

Ivy League Light Lavender  
4SRD

↑ 12-14" ↔ 20-24"



Colorful clusters of blooms all season. Exceptional heat tolerance. Strong trailing branches w ivy-like foliage.



### Geranium

Ivy League Orchid  
4SRD

↑ 12-14" ↔ 20-24"



Colorful clusters of blooms all season. Exceptional heat tolerance. Strong trailing branches w ivy-like foliage.



### Geranium

Ivy League Red  
4SRD

↑ 12-14" ↔ 20-24"



Colorful clusters of blooms all season. Exceptional heat tolerance. Strong trailing branches w ivy-like foliage.



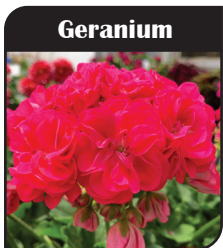
### Geranium

Ivy League White  
4SRD

↑ 12-14" ↔ 20-24"



Colorful clusters of blooms all season. Exceptional heat tolerance. Strong trailing branches w ivy-like foliage.



### Geranium

Survivor Idols Rosalinda  
45HA

↑ 18-24" ↔ 18-24"



Welby #6. Huge, dbl deep rose-pink flower clusters. Season long bloom time. Eye catcher in containers.



### Geranium

Tango Pink Ice  
45HA

↑ 10-12" ↔ 10-12"



Compact habit, dark zonal foliage. Elegant white on cherry red edge flowers. Perfect for small pots.



### Impatiens

Beacon Bright Red  
40RW

↑ 15-20" ↔ 12-14"



High resistance to Downy Mildew. Flowers cover entire plant. Season long performance. Beds & pots



### Impatiens

Beacon Coral  
40RW

↑ 15-20" ↔ 12-14"



High resistance to Downy Mildew. Flowers cover entire plant. Season long performance. Beds & pots



### Impatiens

Beacon Orange  
40RW

↑ 15-20" ↔ 12-14"



High resistance to Downy Mildew. Flowers cover entire plant. Season long performance. Beds & pots



### Impatiens

Beacon Salmon  
40 RW

↑ 15-20" ↔ 12-14"



High resistance to Downy Mildew. Flowers cover entire plant. Season long performance. Beds & pots





**Impatiens**

Beacon Select Mix  
40RW

↑ 15-20" ↔ 12-14"



High resistance to Downy Mildew. Flowers cover entire plant. Season long performance. Beds & pots



**Impatiens**

Beacon Violet Shades  
40RW

↑ 15-20" ↔ 12-14"



High resistance to Downy Mildew. Flowers cover entire plant. Season long performance. Beds & pots



**Impatiens**

Beacon White  
40RW

↑ 15-20" ↔ 12-14"



High resistance to Downy Mildew. Flowers cover entire plant. Season long performance. Beds & pots



**Jamesbritania**

Goldstar  
45HA

↑ 6-8" ↔ 10-12"



Sunny yellow flowers on trailing foliage - great for pots/baskets. Disease resistant, heat tolerant.



**Kwik**

Dekko Salute Mix  
1G6A

↑ 8-12" ↔ 18-22"



Combo-Petunia Dekko Blue Imp, Dekko White Imp, Dekko Red



**Kwik**

Rockies Mix  
1G6A, 10HB, 12HB

↑ 8-14" ↔ 20-24"



Exclusive Combo-Verbena Lanai Upright Twister Watercolor, Petunia Sanguna Rose Vein, Calib Cabrio Amethyst



**Kwik**

Rocky Mountain High Mix  
1G6A, 10HB, 12HB

↑ 8-14" ↔ 20-24"



Exclusive Combo- Petunia Sanguna Patio Radiant Dk Blue, Verbena Lanai Red, Calib Callie Yellow



**Kwik**

Spring Showers Mix  
1G6A

↑ 8-14" ↔ 12-16"



Combo-Petunia Sanguna Patio Radiant Dk Blue, Calib Callie White, Verbena Lanai Compact Twister Purple



**Kwik**

Walk of Stars Mix  
1G6A, 10HB, 12HB

↑ 8-12" ↔ 18-22"



Combo-Petunia Dekko Red, Calib Callie White, Verbena Lanai Compact Red Star



**Lantana**

Bandalero Cherry Sunrise  
35RD

↑ 18-24" ↔ 18-24"



Lg blooms, rich colors. Big, bold mounded plant for pots. Heat lover, pollinators. Show stopper all summer.



**Lantana**

Bandalero Guava (Orange)  
35RD

↑ 18-24" ↔ 18-24"



Lg blooms, rich colors. Big, bold mounded plant for pots. Heat lover, pollinators. Show stopper all summer.



**Lantana**

Bandalero Pineapple (Yellow)  
35RD

↑ 18-24" ↔ 18-24"



Lg blooms, rich colors. Big, bold mounded plant for pots. Heat lover, pollinators. Show stopper all summer.



**Lantana**

Bandalero Pink  
35RD

↑ 18-24" ↔ 18-24"



Lg blooms, rich colors. Big, bold mounded plant for pots. Heat lover, pollinators. Show stopper all summer.



**Lantana**

Bandalero Red  
35RD

↑ 18-24" ↔ 18-24"



Lg blooms, rich colors. Big, bold mounded plant for pots. Heat lover, pollinators. Show stopper all summer.



**Lantana**

Bandalero White  
35RD

↑ 18-24" ↔ 18-24"



Lg blooms, rich colors. Big, bold mounded plant for pots. Heat lover, pollinators. Show stopper all summer.



**Lantana**

Hot Blooded  
45HA

↑ 15-18" ↔ 24-30"



Amazing color-orange to red w yellow center. Heat tolerant. Pollinator friendly. Great in containers.



**Lobularia**

Marineland Frosty Lemon  
45HA

↑ 10-12" ↔ 12-15"



Unique lime/yellow, fragrant flowers cover full mounding plants. Cool season- OK. Great in beds or pots.



**Lysimachia**

Midnight Sun  
45HA Zone:6-9

↑ 3-8" ↔ 12-24"



Chocolate Moneywort. Yellow flowers on dark trailing foliage form dense mat. Low maint. In pots or beds.



**Osteo**

4D Harvest Moon  
45HA

↑ 8-12" ↔ 12-16"



Masses of double flowers stay open. Lt orange w dark center. Better branching. Great in containers.




**Osteo**

Zion Purple Sun  
4JRD

↑ 16-20" ↔ 16-24"



Lg flowers w shades of unique orange/purple to rose zone. Heat tolerant. Full, upright/ mounded habit.



**Pansy**

Matrix Midnight Glow  
40RW

↑ 8-10" ↔ 8-10"



X-tra large & prolific flowers on uniform mounds. Spring, fall, winter bloomer. Heat tolerant.



**Petchoa**

Supercal Lavender Star  
45HA

↑ 10-14" ↔ 12-18"



Best of Petunia & Calibrachoa. Trailing plant loaded w large blossoms. Excellent heat tolerance.



**Petunia**

Amore King of Hearts  
45HA

↑ 8-12" ↔ 12-24"



Striking red & white blossom on fast growing mounding/spreading plant. Charmer in HB & beds.



**Petunia**

Crazytunia Berry Frappe  
45HA

↑ 6-12" ↔ 12-18"



Unique flower colors. Heat tolerant. Neat tidy plants. Great in combos & mono containers or beds.





### Petunia

Crazytunia Spider Girl

45HA

↑ 6-12" ↔ 12-18"



Unique flower colors. Heat tolerant. Neat tidy plants. Great in combos & mono containers or beds.



### Petunia

Dreams Salmon

40RW

↑ 10-15" ↔ 10-12"



New color in this series. Well branched, mounded habit. Excellent performance in beds or pots.



### Petunia

Durabloom Royal Pink

45HA

↑ 10-12" ↔ 10-18"



Continuous flowers on mounding plant. Outstanding endurance & flower show in the landscape.



### Petunia

Headliner Sky Blue

35RD

↑ 10-16" ↔ 20-30"



Beautiful, Lg azure blooms on mounded/spreading plants perfect for baskets & pots.



### Petunia

Midnight Gold

45HA

↑ 8-10" ↔ 20-26"



Welby #1. Profuse, large, dbl blooms are black w creamy rim. Very full habit. Stunning in HB & beds.



### Petunia

Ray Purple

35RD

↑ 14-18" ↔ 14-18"



Big vibrant violet flowers. Compact, tight plant habit. Great garden or basket performance.



### Petunia

Sanguna Patio White

35RD

↑ 10-14" ↔ 10-14"



Prolific bloomer. Awesome compact, controlled habit. Ideal for small pots or high density planting.



### Petunia


Shortcake Blueberry

45HA

↑ 8-12" ↔ 18-22"



Novelty color excels in gardens. Stable flower pattern-violet w white star. Spreading habit. Perfect in pots.



### Plectranthus

Fancifillers Guacamole

45HA

↑ 18-24" ↔ 18-24"



Ideal foliage component. Blend of yellow & avocado green on deep red stems. Well branched.



### Salvia

Fashion Burgundy

1G6A

↑ 24-30" ↔ 18-24"



Hundreds of pollinator friendly blooms on tall upright plants. Great in Lg pots and backs of beds.



### Salvia

Fashion Cherry

1G6A

↑ 24-30" ↔ 18-24"



Hundreds of pollinator friendly blooms on tall upright plants. Great in Lg pots and backs of beds.



### Salvia


Grandstand Blue Bicolor

1G6A

↑ 15-20" ↔ 12-14"



Tons of blue & white flowers on lots of flower spikes. Holds up in weather. Use in pots & beds.



### Stachys

Pink Cotton Lamb's Ear

4JBL Zone:5-9

↑ 8-10" ↔ 12-18"



Slow creeping plant w soft green foliage & flossy pink flowers in late spring/summer. Xeriscape borders.



### Sunpatiens

Vigorous Tropical Orange Improved

1G6A

↑ 24-42" ↔ 24-30"



Unaffected by Downy Mildew. Variegated leaves. Most vigorous. Strong plants. Heat & Humidity OK.



### Trixi

Charged Up Cherry!

1G6A

↑ 8-14" ↔ 10-18"



Combo-Calib Mini Famous Uno Dbl Lemon, MF Uno Raspberry Star, Verbena Blues Magenta +Eye



### Trixi

Double The Heat

10HB, 12HB

↑ 8-12" ↔ 12-15"



Combo-Calib MiniFamous Neo Double Orangetastic, Calib MF Uno Double Red



### Trixi

Raspberry Sorbet

1G6A, 10HB, 12HB

↑ 8-14" ↔ 10-18"



Combo-Calib Mini Famous Neo White, Petunia Starlet Magenta Star, Verbena Blues Magenta +Eye



### Verbena


Lascar Vampire

35RD

↑ 12-14" ↔ 12-16"



Bold red flowers w dark eye. Mounded, trailing habit w full center. Great in mix or mono pots.



### Zinnia

Precosia Mix

40RW

↑ 8-12" ↔ 10-12"



Vibrant, Dbl blooms consistently. Compact cousin of Dreamland. Standout in garden beds.



# What's New 2020

### Key

- Low Water: < 1" per week
- Average Water: 1-1.5" per week
- Moist: >1-1.5" per week do not let soil dry out
- Full Sun
- Part Sun/Shade
- Shade