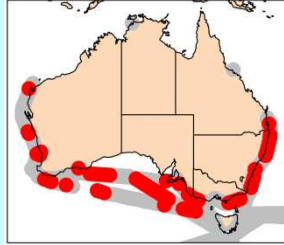


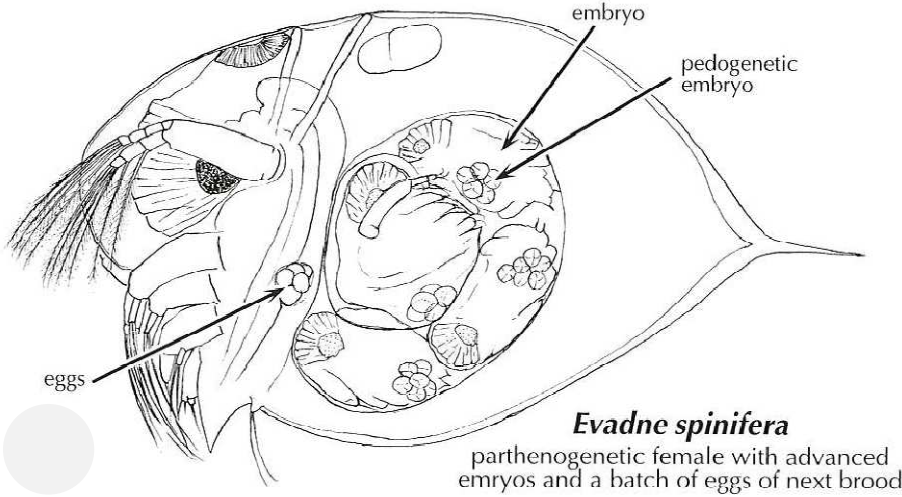
# *Evadne spinifera*

P.E. Müller, 1867



**Phylum**  
**Order**  
**Family**

Arthropoda  
Diplostraca  
Podonidae



Onbé (1999)

## Synonyms

None

## Size

Female: 0.7-1.4 mm

## Species notes

- Body oval, carapace ending in long spine
- Antennule clearly separated from the lower side of head
- Legs short, 1st leg not elongated

## Female

- Egg-shaped in lateral view; brood pouch with a large, marked spine

## Distribution

## Ecology

preserved specimen

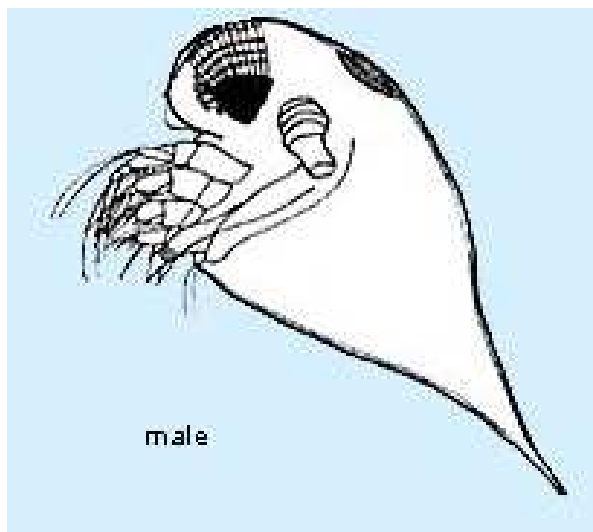


AusCPR

# *Evadne spinifera*

P.E. Müller, 1867

**Phylum** Arthropoda  
**Order** Diplostraca  
**Family** Podonidae



Flößner (1972)

## Size

Male: 0.6-1.3 mm

## Male

- Carapace narrowing & strongly pointed in lateral view but without marked spine
- Last segment of endopodite of leg 1 with small hook

## Source

Flößner (1972)

(Full reference available at <http://www.imas.utas.edu.au/zooplankton/references>)