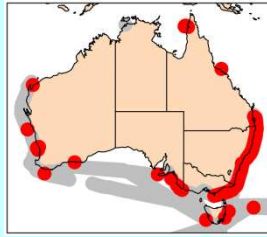
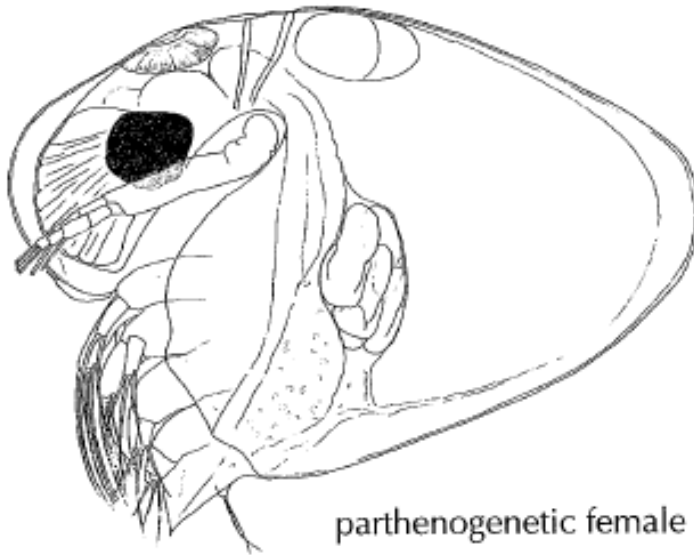


Pseudevadne tergestina

Claus, 1877



Phylum Arthropoda
Order Diplostraca
Family Podonidae



parthenogenetic female

Onbé (1999)

Synonyms

Evadne tergestina (Claus, 1864)

Pleopis tergestina (Claus, 1877)

Size

Female: 0.3-1.3 mm

Species notes

- Body stout & oval
- Posterior end of carapace rounded & lacking spine
- Varying in shape from elongate-oval to hemispherical

Female

- Difficult to distinguish from males, look for embryos

Distribution

Ecology

preserved specimen



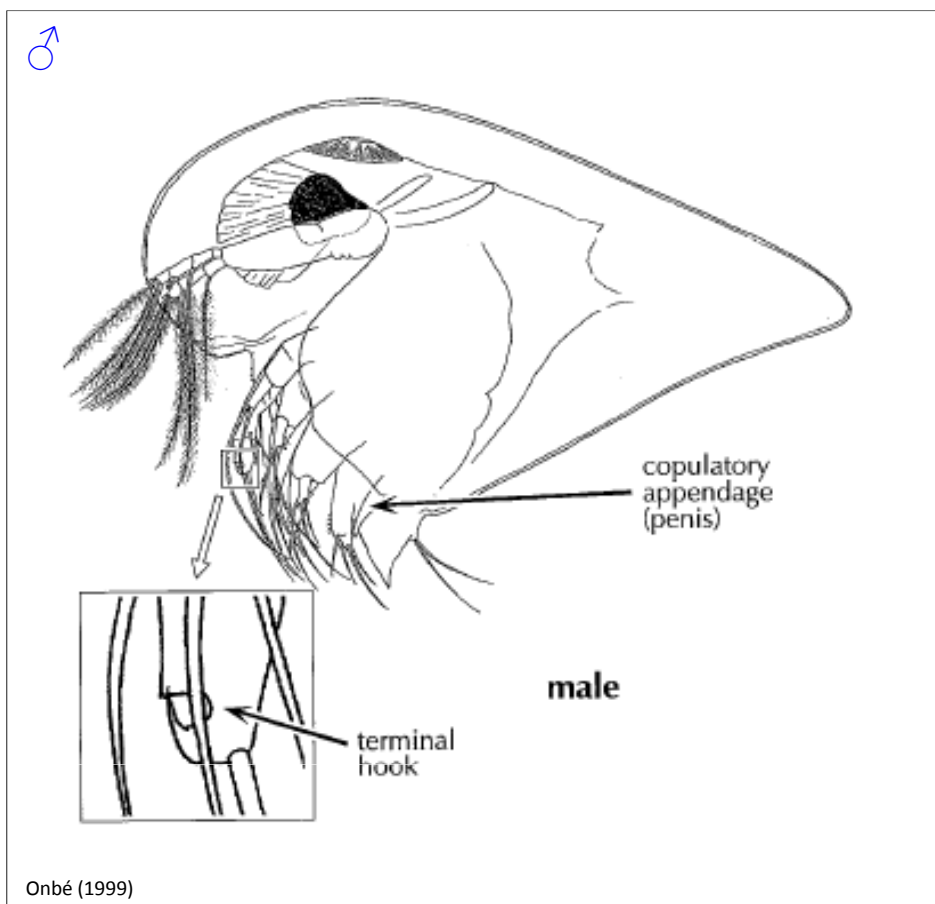
0.5 mm

C. Davies, CSIRO © 2012

Pseudevadne tergestina

Claus, 1877

Phylum Arthropoda
Order Diplostraca
Family Podonidae



Synonyms

Evadne tergestina (Claus, 1864)
Pleopis tergestina (Claus, 1877)

Size

Male: 0.5-0.8 mm

Male

- Difficult to distinguish from females, look for terminal hook

Source

Flößner (1972)

(Full reference available at <http://www.imas.utas.edu.au/zooplankton/references>)