


IONIAN & AEGEAN ISLAND HOLIDAYS

- Complete your Passenger Locator Form (PLF) – **please follow steps below.**
- Please avoid using “Internet Explorer” to fill out the form – you may experience difficulties.
- If the font size below is too small, please use **ctrl+** to increase font size

**Protocol for Arrivals in Greece**

Welcome to Greece!

Beginning July 1, 2020, the Greek government has determined how the country will welcome travelers, carry out the necessary diagnostic screening and keep everyone safe throughout the season.

The Passenger Locator Form (PLF) is a key element in the planning. All travelers must complete their PLF until the day before entering the country, providing detailed information on their point of departure, the duration of previous stays in other countries, and the address of their stay while in Greece. In case of multiple stays, they are required to provide the address for the first 24 hours at least. One PLF should be submitted per family.



- Travelers will receive a confirmation email upon submission of the PLF.
- Travelers will receive the PLF with their unique Quick Response (QR) code on the day of their scheduled arrival in Greece (at midnight) and will be notified via email (the QR code will be provided in a link in the confirmation email).
- Travelers boarding or embarking on the previous day of the arrival will be allowed to do so upon showing the confirmation email, since they will receive their QR code during their flight or voyage.

The PLF can also be found on the Visit Greece app and at travel.gov.gr.

It is strongly recommended that all visitors download the Visit Greece app (GDPR compliant) for free, prior their arrival in Greece.

[Start Here >](#)

Please click here to start

**Protocol for Arrivals in Greece**

[← Back](#)

Passenger Locator Form (PLF)

Login

Email

Password

[Register](#) | [Reset Password](#)

[Submit](#)

Click on 'Register', to register your email address

[← Back](#)

Passenger Locator Form (PLF)

Register

Email



Enter a valid email address

Password



Create your password

Confirm Password



Confirm your password

Click **"Submit"**[← Back](#)

Passenger Locator Form (PLF) – Please fill this form in English

Before you begin

 I have read the [arrival protocol](#). I will fill out and submit the form completely, correctly, and truthfully.

Please tick all boxes

 I will submit only one PLF form for my family / household.

By inserting your data hereunder you acknowledge that such data will be processed in order to protect public health against the COVID_19 pandemic (ar. 9 par. 2 i, Greek Law 4624/2019 ar. 22 par. 1 c). Furthermore, in case that your country of origin/ domicile is outside EEA and there is no adequacy decision, your personal data must be transferred to your Embassy or consulate according to ar. 49 par. 1 d of GDPR.

Click **"Continue"**

[← Back](#)

Passenger Locator Form (PLF) – Please fill this form in English

Transportation Type

Please select how you will be travelling

- Ground (Bus / Train / Car)
- Aircraft
- Cruise Ship
- Ferry Ship

As you will be flying to Greece, please select **Aircraft**

Continue

Click **“Continue”**

Passenger Locator Form (PLF) – Please fill this form in English

Aircraft Flight Information

Please fill in the details of your flight

Airline Name

Type in the name of the airline e.g. *“British Airways”*

Flight Number

Enter 2 characters followed by 1-4 numbers between 0 and 9, e.g. AC7678, LH1752.

Type in the flight number e.g. *“BA0646”*

Please check if your flight is private.

Ignore this box

Date of Arrival

Select the date of your arrival

Point of entry in the country

Select Entry Point

Select the destination airport

Please check if there is an internal connection flight.

Please note: If you are flying to Preveza (PVK), please select *“Aktio”* as your point of entry

Continue

Ignore this box

Click **“Continue”**

Personal Information

Personal Information

Last (family) name



Type in your last name

First (given) name



Type in your first name

Middle Initial (Optional)



You can ignore this field

Your Sex

- Male
- Female
- Other



Please select

Age

Enter your age



Enter your age

ID Document Type

- National ID
- Passport



Select "Passport"

Phone number(s) where you can be reached if needed.

Mobile Phone Number

Enter a plus sign (+) followed by your country code and your phone number, e.g. +306989123456.



Add your number preceded by the country code e.g. "+447123456789"

Business Phone Number (Optional)

Enter a plus sign (+) followed by your country code and your phone number, e.g. +306989123456.



Ignore this box

Home Phone Number (Optional)

Enter a plus sign (+) followed by your country code and your phone number, e.g. +306989123456.



Ignore this box

Other Phone Number (Optional)

Enter a plus sign (+) followed by your country code and your phone number, e.g. +306989123456.



Ignore this box

Email Address

Enter your username/mailbox name followed by the @ symbol and the domain name, e.g. jsmith@example.com. Please make sure you enter a valid email address in order to receive your PLF.



You should be able to see your email address here, if not, please enter it again.



Click "Continue"

Permanent Address

Please fill in the address of your permanent residence

Country



Select country
e.g. "United Kingdom"

State / Province



Select region
e.g. "London"

City



Type in your city
e.g. "London"

ZIP / Postal Code



Type in your postcode

Street



Type in your street name

Street Number



Type in your street number

Apartment Number (Optional)



Ignore this box

Previously Visited Country (Optional)

If in the 14 days prior to your arrival you have stayed in a country (not transit) other than your permanent address, declare below the name of country.



Ignore if you have been in the UK for the 14-day period prior to your arrival in Greece. Otherwise, please select the country you visited.



Click "Continue"

Temporary Address

Please list all the places you will be staying at during the 14 days following your arrival (Permanent Address listed before is excluded).

Country



Select "Greece"

City



Type in destination you will be travelling to e.g. "Kefalonia"

ZIP / Postal Code



Type in the postcode for the property you will be staying at e.g. "28084" – see next page*

Hotel name (if any) (Optional)



Type in the name of the property you will be staying at e.g. "Villa Aquarius"

Street

As many properties in Greece don't have an address like in the UK, it suffices to type in the **area** and **destination** you will be travelling to e.g. "Fiskardo, Kefalonia"



Apartment Number (Optional)

Ignore this box



Please check if there is a second temporary address.



Click "**Continue**"

***Please use one of the following ZIP / Postal Codes:**

Destination	ZIP / Postal Code
Kefalonia – North (Fiskardo & Assos)	28084
Kefalonia - South	28081
Ithaka	28300
Lefkada	31100
Meganisi	31084
Parga	48060
Paxos	49082
Corfu	49083
Pelion – Agios Ioannis (Agapitos)	37012
Pelion – Afissos, Pounda Paou & Horto	37006
Skiathos	37002
Skopelos	37003
Alonissos	37005

Passenger Locator Form (PLF) – Please fill this form in English

Emergency Contact Information

Someone who can reach you during your trip in Greece.

Last (family) name



Type in the last name of your emergency contact

First (given) name



Type in the first name of your emergency contact

Country



Type in the country of residence for your emergency contact

City



Type in the city of residence for your emergency contact

Mobile Phone Number

Enter a plus sign (+) followed by your country code and your phone number, e.g. +306989123456.

Type in your emergency contact's phone number, preceded by the country code e.g. "+447123456789"



Other Phone Number (Optional)

Enter a plus sign (+) followed by your country code and your phone number, e.g. +306989123456.

Ignore this box



Email Address

Enter your username/mailbox name followed by the @ symbol and the domain name, e.g. jsmith@example.com.

Type in your emergency contact's email address



Click **"Continue"**

Passenger Locator Form (PLF) – Please fill this form in English

Travel Companions – Family



If you are travelling with family, please include ALL Family Members by clicking on "ADD FAMILY MEMBER" for each member added **BEFORE** clicking on "Continue".

Passenger Locator Form (PLF) – Please fill this form in English

Travel Companions – Family

Last (family) name

Type in Family Member's last name



First (given) name

Type in Family Member's first name



Age

Enter your age

Type in Family Member's age



Once you have added your first family member, click on **"ADD FAMILY MEMBER"** to add more Family Members. Keep doing so until you've included all Family Members. **Once you've included ALL Family Members, THEN click on "Continue"**.

Travel Companions – Non-Family / Non-Same Household

Also include name of group (if any)

ADD NON-FAMILY TRAVEL COMPANION

Submit

Do the same for **ALL** Non-Family Travel Companions

Finally, click on **“Submit”** and you will shortly receive a confirmation email.

PLEASE NOTE: You will receive an instant confirmation email, please check this and ensure that all members of your party have been listed. If they are not listed, they will be denied boarding. If they are not listed you will have to submit a new form. You will receive the Quick Response (QR) Code in your email at 10pm (UK time) prior to your departure. You will be asked to present your QR Code at check-in and on arrival, either in digital format or hard copy – both are acceptable.