

Student Accommodation Planning: Elementary Family of Schools - Port Hope High School

2022-2023

LAND ACKNOWLEDGMENT

We respectfully acknowledge that the land on which we gather and learn daily is the treaty and traditional territory of the Mississauga First Nations. We are grateful for our relationship with the First Nations of this territory, for their care for, and teachings about, the land, the water, and all our relations. As people of the Williams Treaty, we continue our journey to strengthen our understanding of our Treaty relationship and of how to move forward together in a good way.

Agenda

- Introductions
- Background & Context
- Residential Development Pressures
- Ministry of Education Pupil Accommodation Review
- Proposed Options
- Timed Round Table Discussions
- Next Steps

Introductions



Background & Context

- Growth in the Port Hope area and stable enrolment in the French Immersion program has put an increased amount of pressure on the available space at Ganaraska Trail Public School (PS).
- In September 2022, the Grade 6 students from Ganaraska Trail PS transitioned to Dr. M.S. Hawkins Senior PS to alleviate accommodation pressure being felt at Ganaraska Trail PS.
- North Hope Central PS is experiencing stable enrolment at or just above the school's capacity.
- Beatrice Strong PS is also experiencing stable enrolment below the school's capacity.
- The Board anticipates this to be a continuous trend over the next 5 to 10 years.
- A review of this Elementary Family of Schools (EFOS) is now being conducted to explore solutions to the ongoing accommodation pressures.

Background & Context

- To respond to the increased accommodation pressures, several strategies should be considered:
 - the use of additional portables,
 - boundary adjustments,
 - change in grade cohorts/program delivery between available facilities, and
 - the establishment of holding areas.

Residential Development Pressures

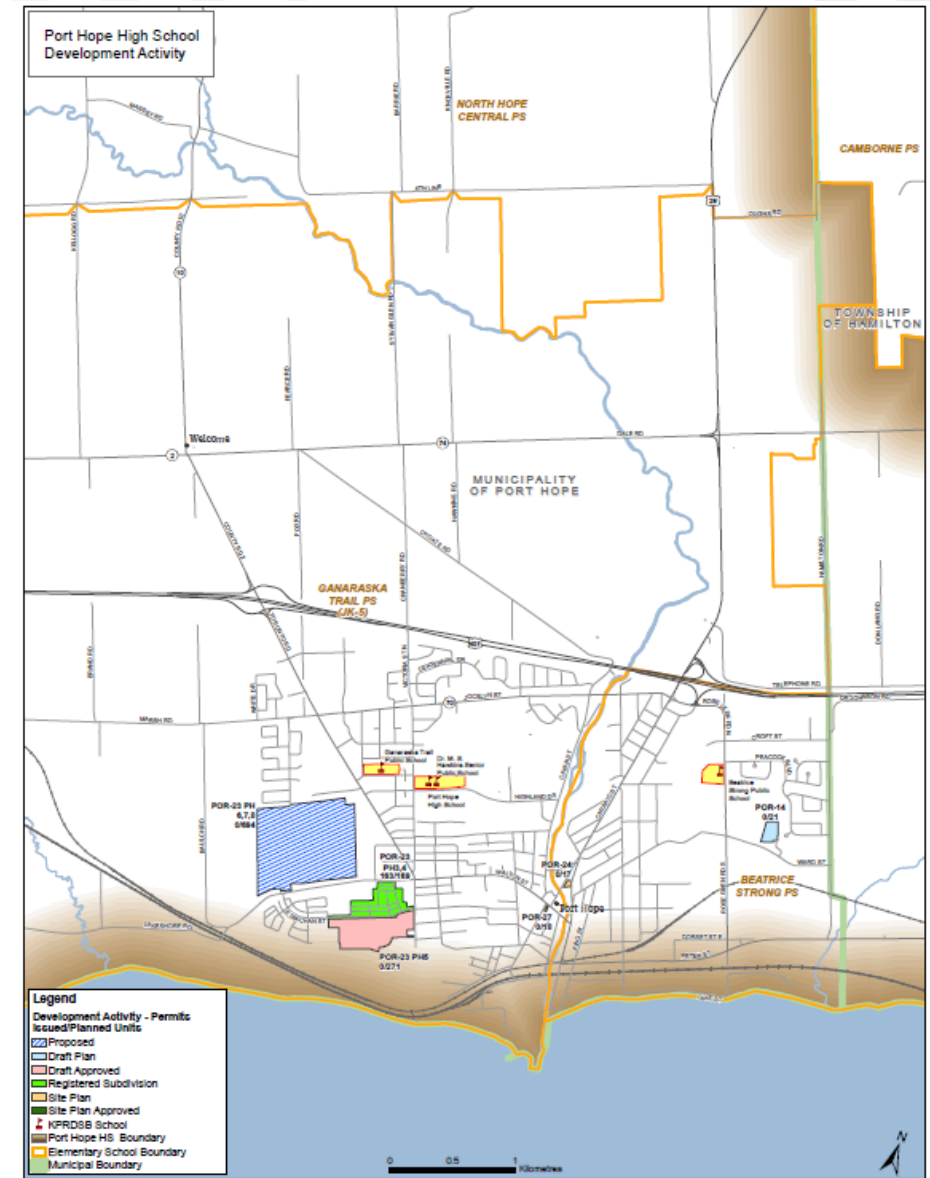
Population Growth in Northumberland County.:

- Provincial forecasts indicate that the population for Northumberland County will grow to 122,000 people by 2051. This represents an increase of approximately 34,400 persons.
- The Town of Cobourg and the Municipality of Port Hope are expected to account for more than half the County's overall population growth.
- The Study concluded that Port Hope will need to expand its urban boundary to accommodate the anticipated growth.
- It is anticipated that a large component of housing growth will include low-density housing, which tends to generate more students.

Residential Development Pressures

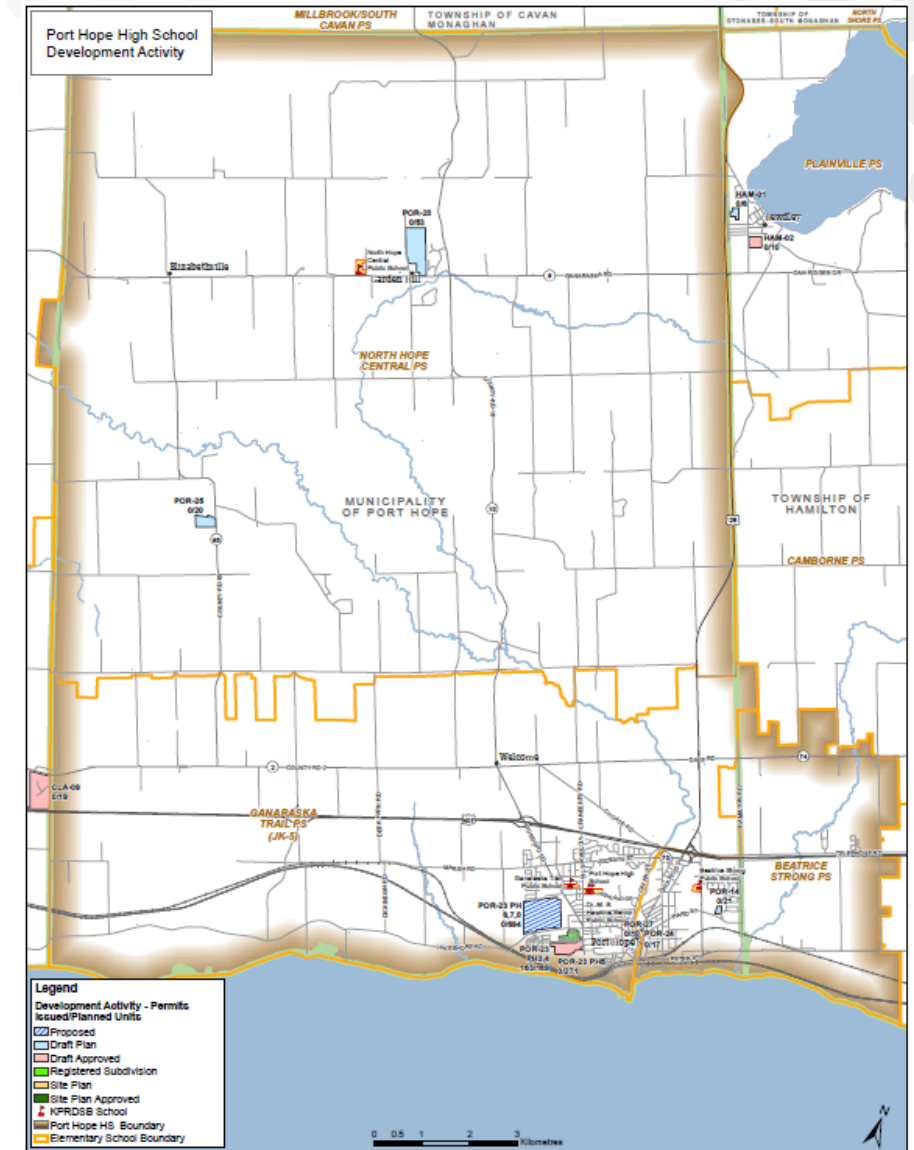
Proposed Settlement Area Boundary Expansion

- It has been determined that there is a need for an additional 131 hectares of community lands in Port Hope.
- Community lands encompasses residential lands and supporting commercial and institutional lands.
- Municipal Planning staff anticipate that the expansion would occur to the west of the existing built-up area and would support about 5,240 people and jobs.
- Board staff will continue to monitor the expansion plans and expect that potential school sites will be identified within the expansion area.



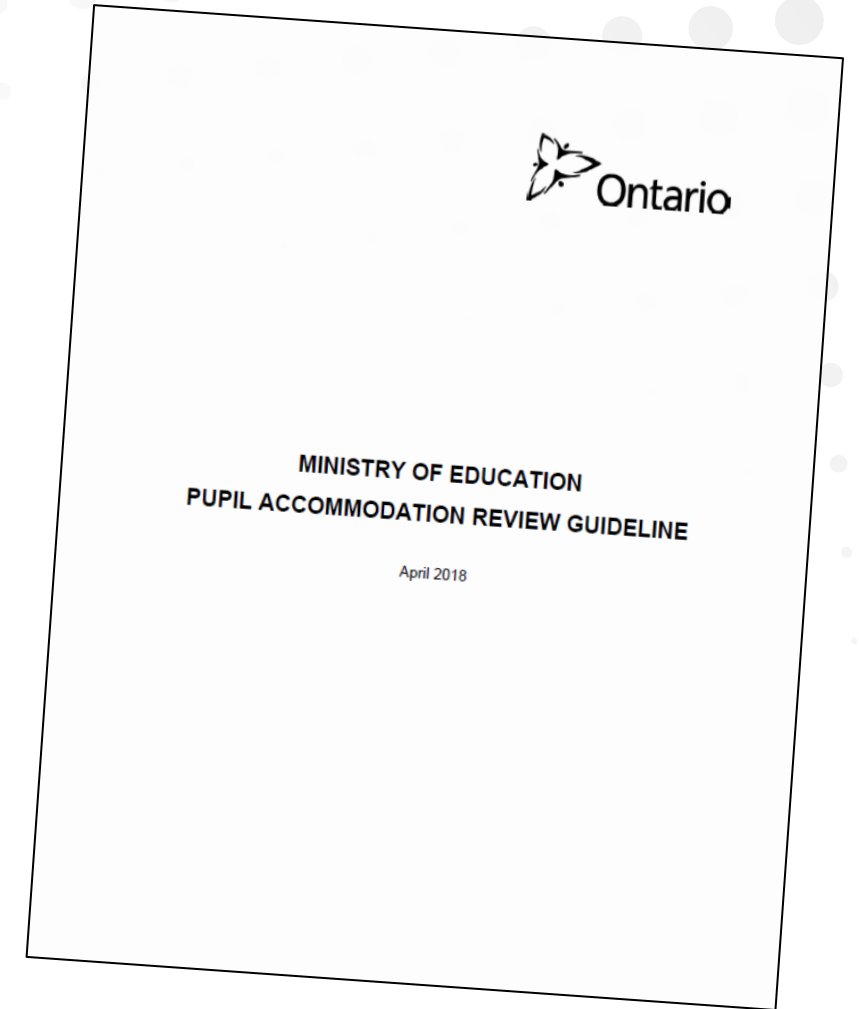
Residential Development Pressures

- Ganaraska Trail PS Catchment
 - approved or planned residential developments are anticipated to generate approximately 72 elementary students and 37 secondary students over the next 5-10 years.
 - residential development in the pre-consultation stage may generate up to 158 elementary students and 83 secondary over the long term.
- Beatrice Strong PS Catchment
 - planned residential development is anticipated to generate 8 elementary students and 1 secondary student.
- North Hope Central PS Catchment
 - planned residential development is anticipated to generate 16 elementary students and 8 secondary students.



Pupil Accommodation Review (PAR)

- A Pupil Accommodation Review (PAR) is a process required by the Ministry of Education where a school closure and/or consolidation is being considered to address changing demographics, enrolment, programming, and facility condition challenges.
- Pupil Accommodation Reviews are governed by prescribed Ministry timelines and follow a Board approved policy and process.
- Since June 2017, the Ministry of Education has put a 'pause' on such reviews.



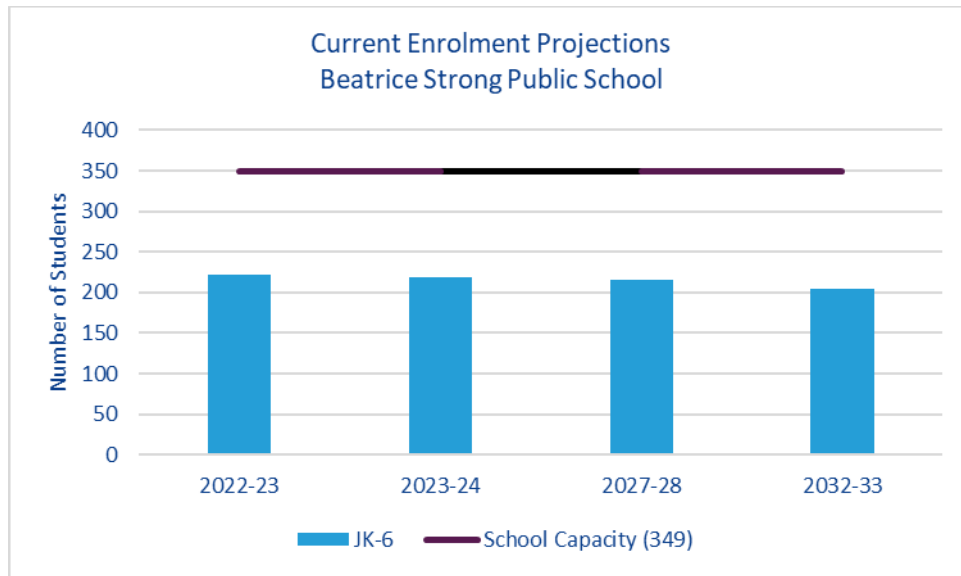
Pupil Accommodation Review (PAR)

- The Ministry of Education PAR Guidelines (April 2018) and Board Policy BA-1.2, Pupil Accommodation Review: School Closure/Consolidation indicate that a PAR would be required if the number of students relocated is greater than 50% of the school's enrolment.
 - Given this, an example of an option that the Board is unable to consider at this time would be the establishment of a single-track French Immersion program at one of the schools (i.e., Beatrice Strong PS).
- Considering the 'pause' of Pupil Accommodation Reviews as per the Ministry Guidelines, Board staff have identified several options which would not require a PAR but will assist in relieving accommodation pressures being felt in the Port Hope Elementary Family of Schools.

Option A: Remain Status Quo

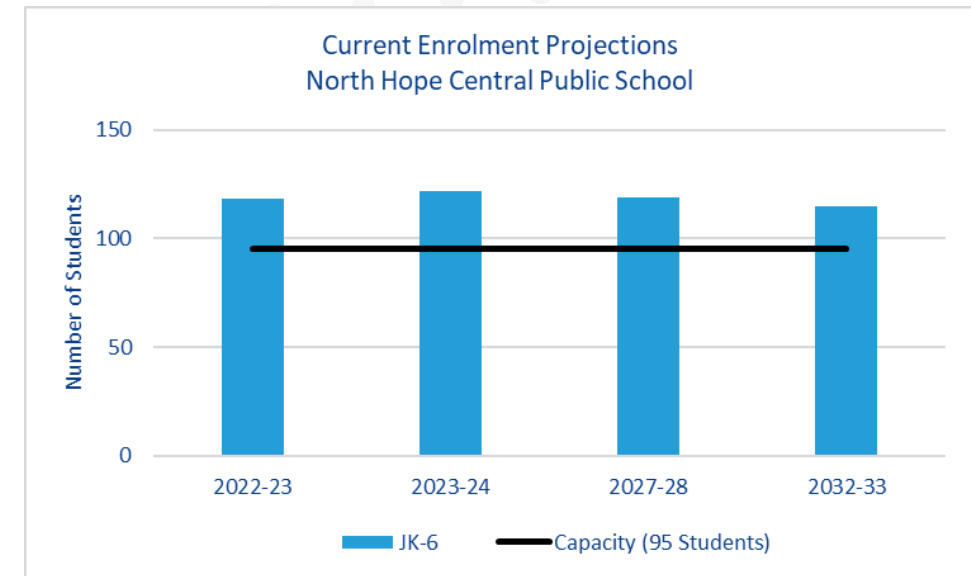
| School | OTG Capacity | Portables (2022-23) | 2022-23 Current Enrolment | | 2023-24 1-YR Projection | | 2027-28 5-YR Projection | | 2032-33 10-YR Projection | |
|--|--------------|---------------------|------------------------------|-------------|----------------------------|-------------|----------------------------|-------------|-----------------------------|-------------|
| | | | Students | Utilization | Students | Utilization | Students | Utilization | Students | Utilization |
| Beatrice Strong PS (JK-6) | 349 | 0 | 222 | 64% | 219 | 63% | 215 | 62% | 204 | 58% |
| Ganaraska Trail PS (JK-5) | 504 | 1 | 265 | 105% | 275 | 104% | 313 | 108% | 312 | 104% |
| Ganaraska Trail PS (FI SK-5) | | | 264 | | 250 | | 233 | | 211 | |
| Ganaraska Trail PS Total Enrolment | | | 529 | | 525 | | 546 | | 523 | |
| North Hope Central PS (JK-6) | 95 | 2 | 118 | 124% | 122 | 128% | 119 | 125% | 115 | 121% |
| Dr. M.S. Hawkins Senior PS (6-8) | 216 | 0 | 181 | 125% | 195 | 130% | 201 | 122% | 222 | 132% |
| Dr. M.S. Hawkins Senior PS (FI 6-8) | | | 88 | | 85 | | 62 | | 63 | |
| Dr. M.S. Hawkins Senior PS Total Enrolment | | | 269 | | 280 | | 263 | | 285 | |
| Total Enrolment @ Port Hope HS | 951 | 0 | 493 | 52% | 518 | 54% | 504 | 53% | 561 | 59% |

Option A: Remain Status Quo



Beatrice Strong PS –

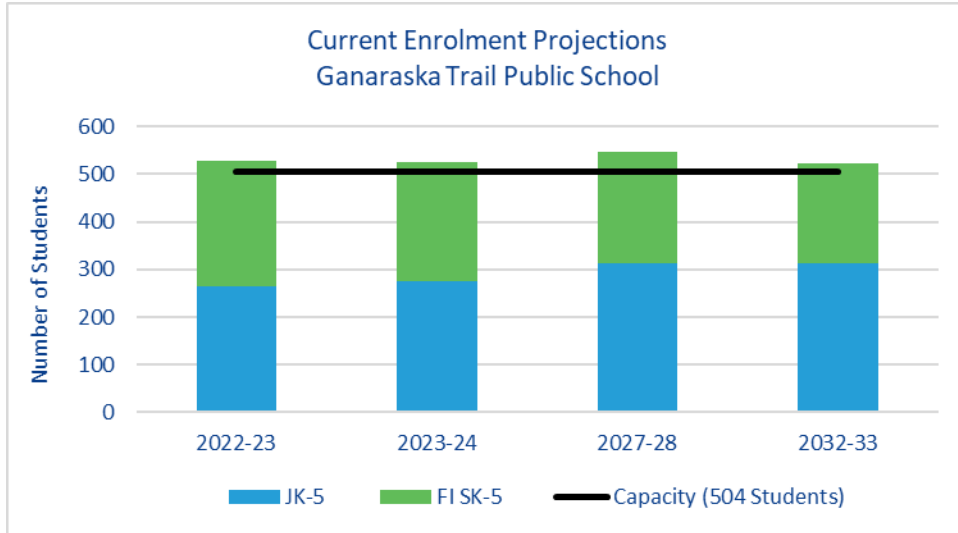
- would remain a JK to grade 6 school
- enrolment is expected to remain steady
- will remain underutilized during the 10-year projection period



North Hope Central PS –

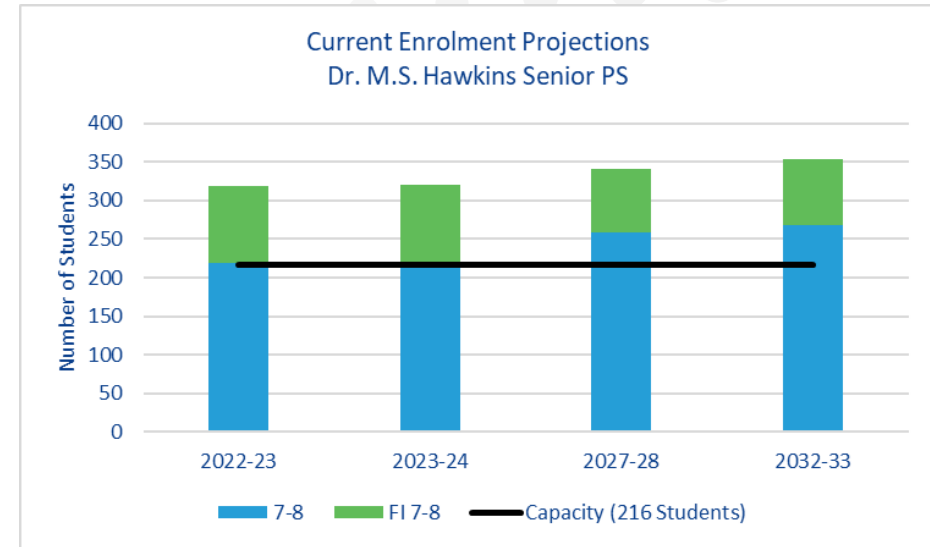
- would remain a JK to 6 school
- is expected to maintain a steady enrolment slightly above the school's capacity
- accommodation pressures can be managed via portables at this site

Option A: Remain Status Quo



Ganaraska Trail PS –

- remains a dual track JK/SK to grade 5 school
- enrolment is expected to exceed the school's capacity
- accommodation pressure is enhanced due to the increase in kindergarten aged students and the French Immersion program
- accommodation pressures cannot be effectively managed via portables at this site.



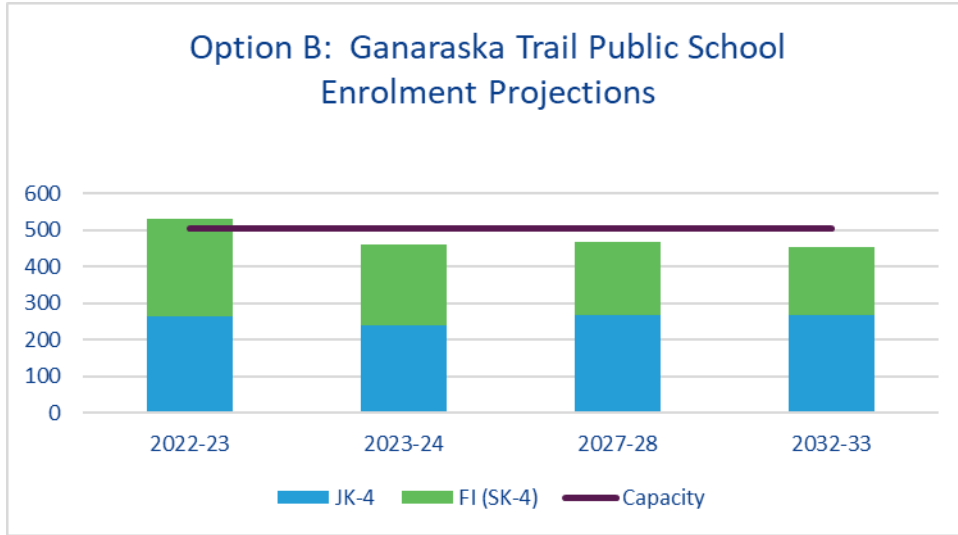
Dr. M.S. Hawkins Senior PS –

- remains a dual track grade 6 to 8 school, situated within the physical building, Port Hope HS.
- Ganaraska Trail PS, Beatrice Strong PS and North Hope Central PS will continue to feed into Dr. M.S. Hawkins Senior PS, with Dr. M.S. Hawkins Senior PS feeding into Port Hope HS.
- additional classrooms have been dedicated to Dr. M.S. Hawkins Senior PS which will increase the capacity

Option B: Change in grade cohort between Ganaraska Trail PS and Dr. M.S. Hawkins Senior PS

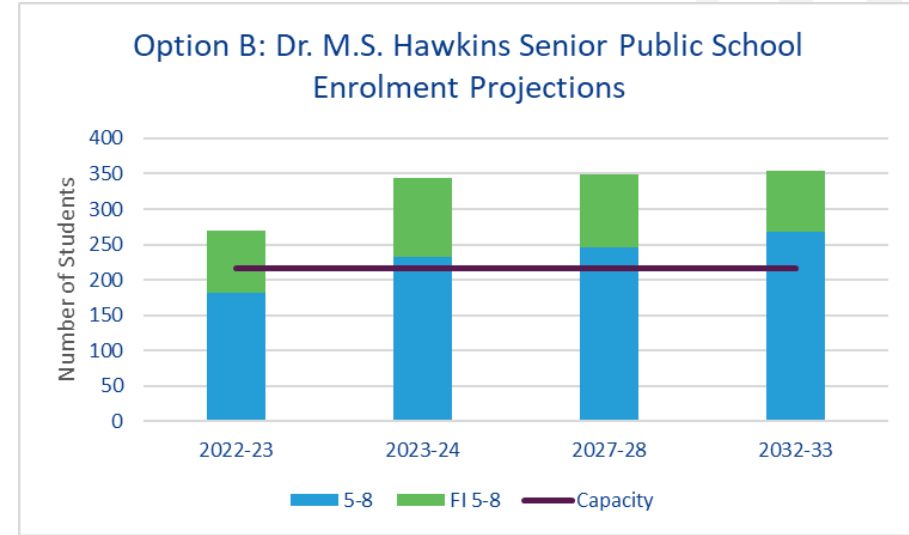
| School | OTG Capacity | Portables (2022-23) | 2022-23 Current Enrolment | | 2023-24 1-YR Projection | | 2027-28 5-YR Projection | | 2032-33 10-YR Projection | |
|--|--------------|---------------------|---------------------------|-------------|-------------------------|-------------|-------------------------|-------------|--------------------------|-------------|
| | | | Students | Utilization | Students | Utilization | Students | Utilization | Students | Utilization |
| Ganaraska Trail PS (JK-4) | 504 | 1 | 265 | 105% | 238 | 91% | 269 | 93% | 266 | 90% |
| Ganaraska Trail PS (FI SK-4) | | | 264 | | 223 | | 198 | | 188 | |
| Ganaraska Trail PS - Total Enrolment | | | 529 | | 461 | | 467 | | 454 | |
| Dr. M.S. Hawkins Senior PS (5-8) | 216 | 0 | 181 | 125% | 232 | 159% | 245 | 162% | 268 | 164% |
| Dr. M.S. Hawkins Senior PS (FI 5-8) | | | 88 | | 112 | | 104 | | 86 | |
| Dr. M.S. Hawkins Senior PS - Total Enrolment | | | 269 | | 344 | | 349 | | 354 | |
| Total Enrolment @ Port Hope HS | 951 | 0 | 493 | 67% | 582 | 79% | 590 | 80% | 630 | 86% |

Option B: Change in grade cohort between Ganaraska Trail PS (K-4) and Dr. M.S. Hawkins Senior PS (5-8)



Ganaraska Trail PS –

- becomes a dual track JK/SK to grade 4 school
- in this option there is a stabilization of enrolment at Ganaraska Trail PS, and there would be residual capacity for students generated from the impending residential development within the Ganaraska Trail PS catchment.



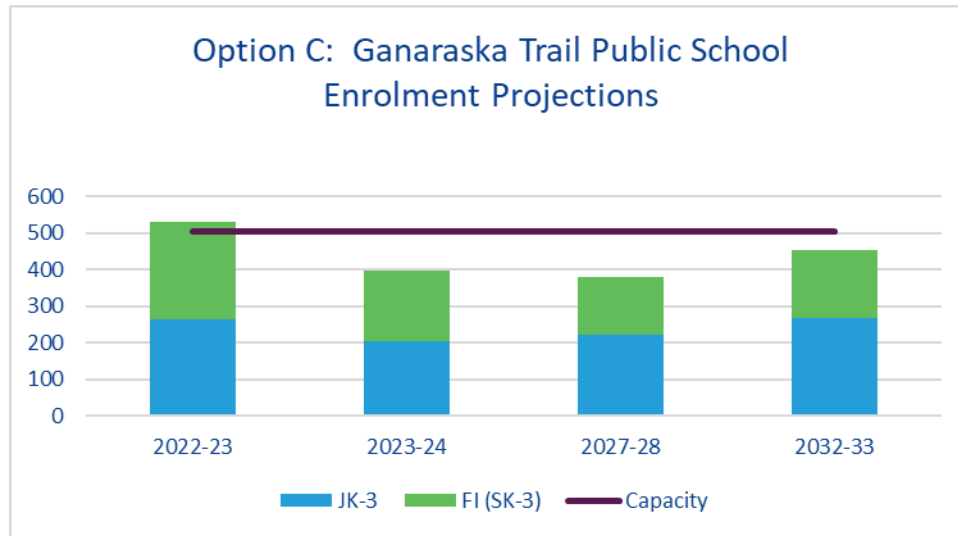
Dr. M.S. Hawkins Senior PS –

- becomes a dual track grade 5 to 8 school
- the physical building, Port Hope HS, can accommodate additional classrooms dedicated to Dr. M.S. Hawkins Senior PS.

Option C: Change in grade cohort between Ganaraska Trail PS and Dr. M.S. Hawkins Senior PS

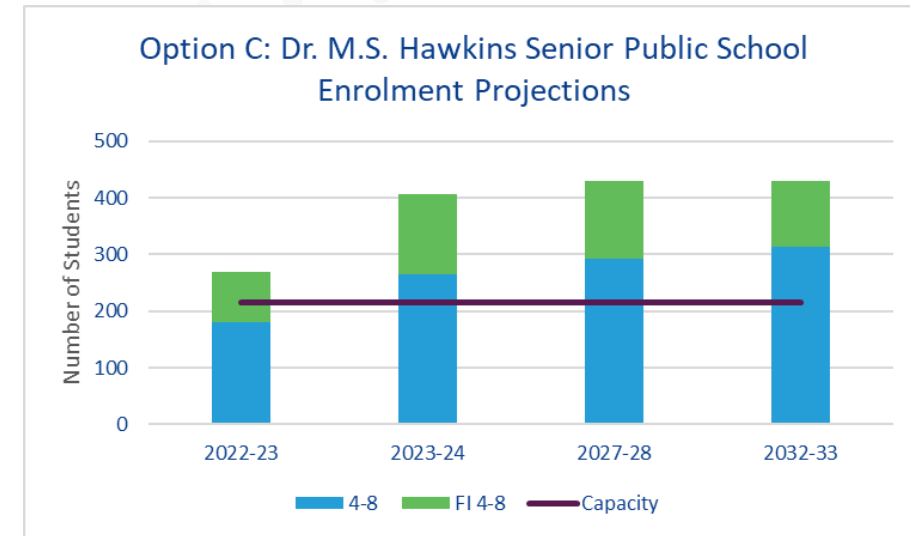
| School | OTG Capacity | Portables (2022-23) | 2022-23 Current Enrolment | | 2023-24 1-YR Projection | | 2027-28 5-YR Projection | | 2032-33 10-YR Projection | |
|--|--------------|---------------------|---------------------------|-------------|-------------------------|-------------|-------------------------|-------------|--------------------------|-------------|
| | | | Students | Utilization | Students | Utilization | Students | Utilization | Students | Utilization |
| Ganaraska Trail PS (JK-3) | 504 | 1 | 265 | 105% | 204 | 79% | 221 | 75% | 266 | 90% |
| Ganaraska Trail PS (FI SK-3) | | | 264 | | 195 | | 158 | | 188 | |
| Ganaraska Trail PS - Total Enrolment | | | 529 | | 399 | | 379 | | 454 | |
| Dr. M.S. Hawkins Senior PS (4-8) | 216 | 0 | 181 | 125% | 266 | 188% | 293 | 199% | 313 | 199% |
| Dr. M.S. Hawkins Senior PS (FI 4-8) | | | 88 | | 140 | | 137 | | 117 | |
| Dr. M.S. Hawkins Senior PS - Total Enrolment | | | 269 | | 406 | | 430 | | 430 | |
| Total @ Port Hope HS | 951 | 0 | 493 | 52% | 628 | 66% | 653 | 69% | 684 | 72% |

Option C: Change in grade cohort between Ganaraska Trail PS and Dr. M.S. Hawkins Senior PS



Ganaraska Trail PS –

- becomes a dual track JK/SK to grade 3 school
- in this option there is a stabilization of enrolment at Ganaraska Trail PS
- there would be residual capacity for students generated from the impending residential development within the catchment



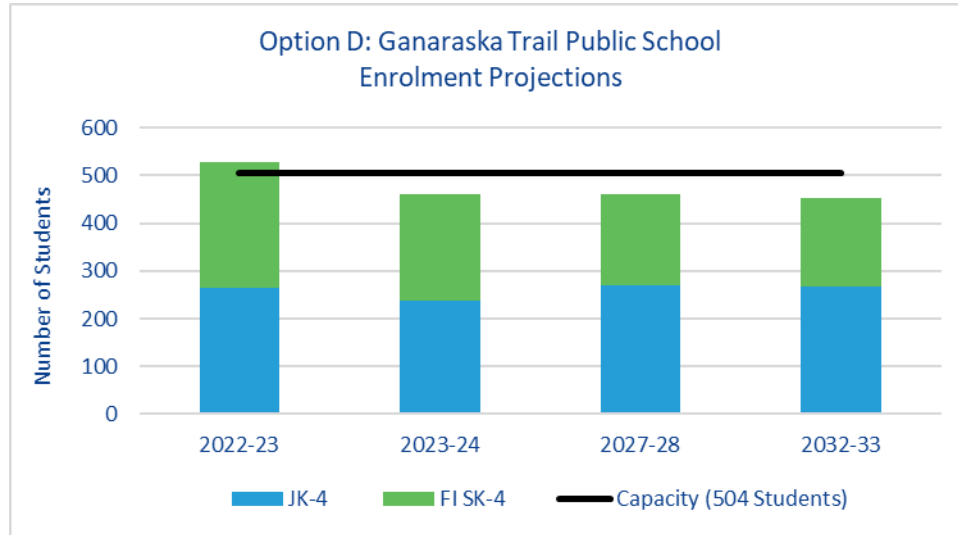
Dr. M.S. Hawkins Senior PS –

- becomes dual track grade 4 to 8 school
- Further investigation would be required to determine if the physical building, Port Hope HS, is able to accommodate the additional classrooms required for the grade 4's

Option D: Change in grade cohorts between Ganaraska Trail PS, North Hope Central PS and Dr. M.S. Hawkins Senior PS.

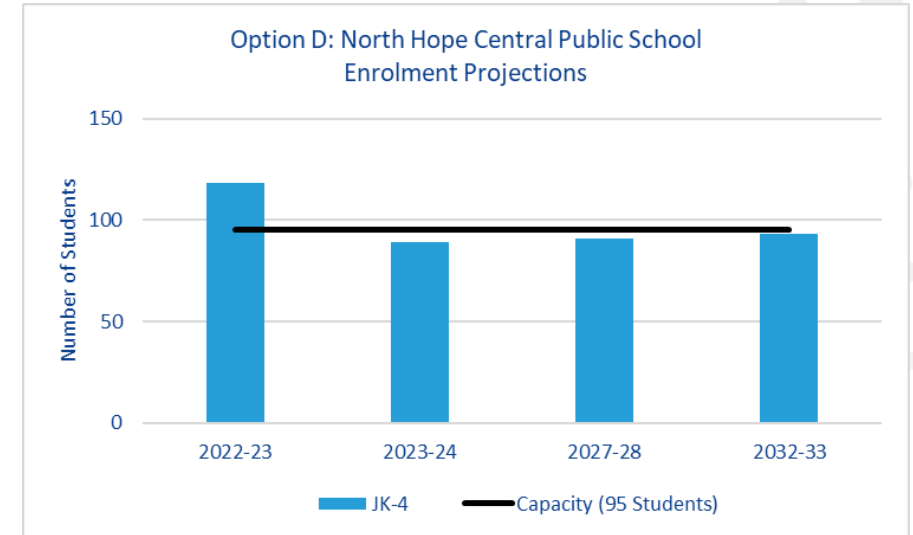
| School | OTG Capacity | Portables (2022-23) | 2022-23 Current Enrolment | | 2023-24 1-YR Projection | | 2027-28 5-YR Projection | | 2032-33 10-YR Projection | |
|--|--------------|---------------------|------------------------------|-------------|----------------------------|-------------|----------------------------|-------------|-----------------------------|-------------|
| | | | Students | Utilization | Students | Utilization | Students | Utilization | Students | Utilization |
| Ganaraska Trail PS (JK-4) | 504 | 1 | 265 | 105% | 238 | 91% | 269 | 91% | 266 | 90% |
| Ganaraska Trail PS (FI SK-4) | | | 264 | | 223 | | 191 | | 188 | |
| Ganaraska Trail PS - Total Enrolment | | | 529 | | 461 | | 460 | | 454 | |
| North Hope Central PS (JK-4) | 95 | 0 | 118 | 124% | 89 | 94% | 91 | 96% | 83 | 87% |
| Dr. M.S. Hawkins Senior PS (5-8) | 216 | 0 | 181 | 125% | 265 | 175% | 273 | 175% | 300 | 179% |
| Dr. M.S. Hawkins Senior PS (FI 5-8) | | | 88 | | 112 | | 104 | | 86 | |
| Dr. M.S. Hawkins Senior PS - Total Enrolment | | | 269 | | 377 | | 377 | | 386 | |
| Total @ Port Hope HS | 951 | 0 | 493 | 52% | 599 | 63% | 600 | 63% | 640 | 67% |

Option D: Change in grade cohorts between Ganaraska Trail PS, North Hope Central PS and Dr. M.S. Hawkins Senior PS.



Ganaraska Trail PS –

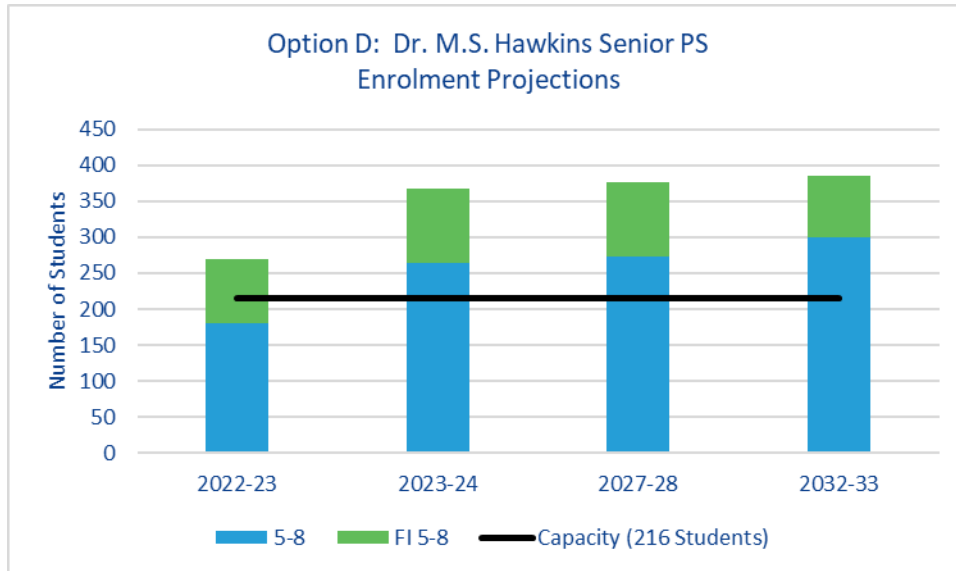
- becomes a dual track JK/SK to grade 4 school
- enrolment stabilizes
- there would be residual capacity for students generated from the residential development within the Ganaraska Trail PS catchment.



North Hope Central PS –

- becomes JK to grade 4 school
- enrolment stabilizes below the school's capacity
- enrolment would be effectively managed without the use of portables

Option D: Change in grade cohorts between Ganaraska Trail PS, North Hope Central PS and Dr. M.S. Hawkins Senior PS.

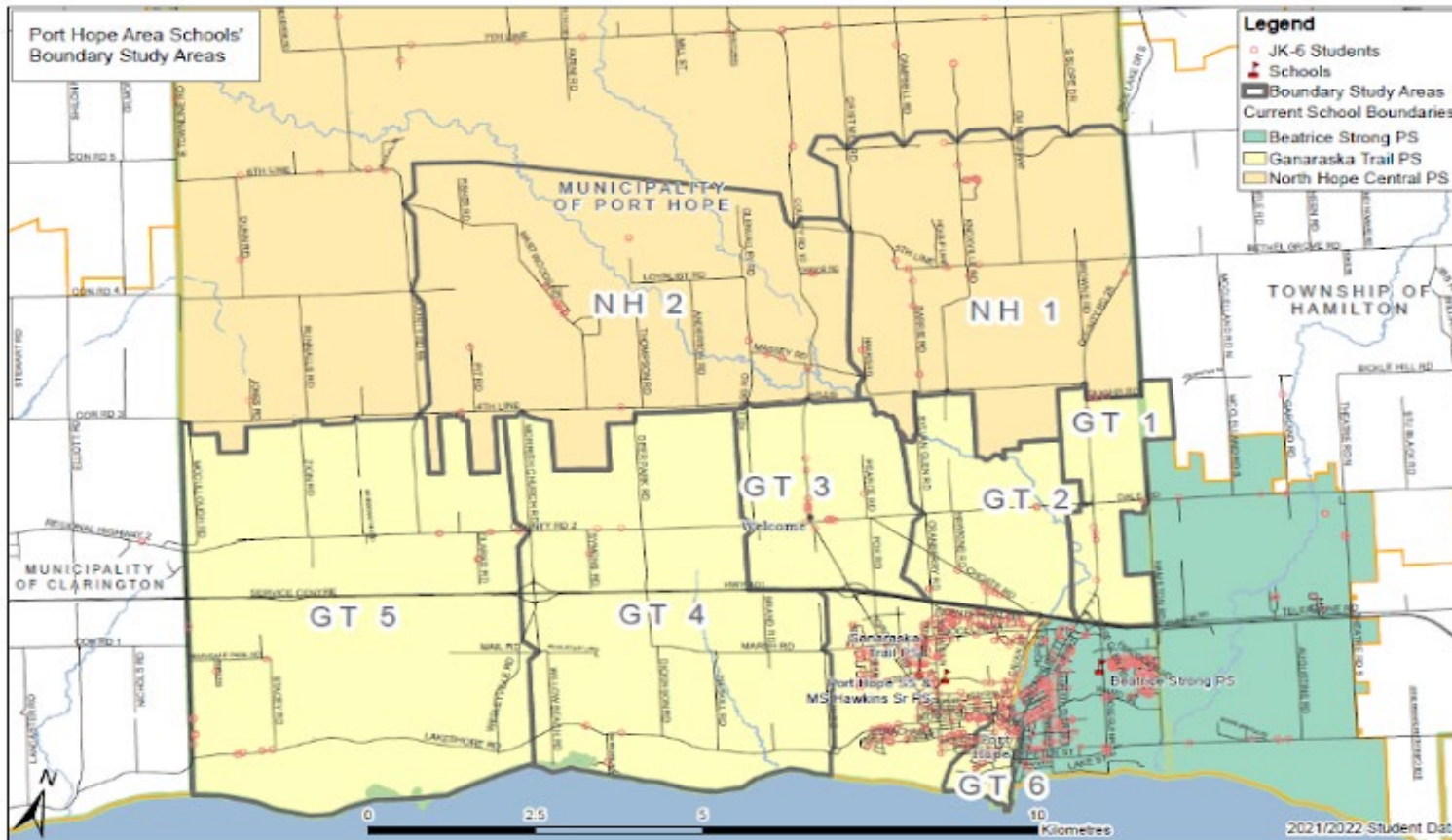


Dr. M.S. Hawkins Senior PS –

- becomes dual track grade 5 to grade 8
- the physical building, Port Hope HS, may not be able to accommodate the additional classrooms required for Dr. M.S. Hawkins Senior PS.

Option E: Boundary Adjustment between Beatrice Strong PS, Ganaraska Trail PS and/or North Hope Central PS.

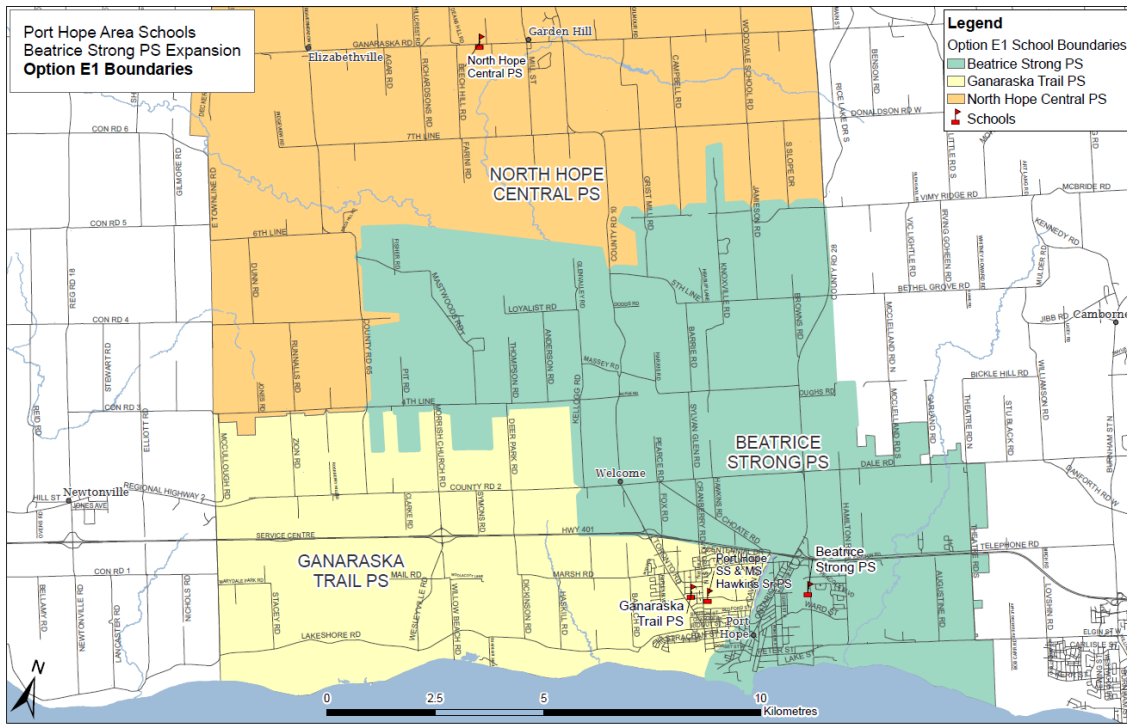
A boundary adjustment can be utilized to balance enrolment between the elementary schools. This figure illustrates study areas within the Ganaraska Trail PS boundary (GT) and the North Hope Central PS boundary (NH). Corresponding enrolment projections were completed for each study area and have been summarized on the following slide. Based on the analysis, staff have identified two possible options, E1 and E2.



Option E: Boundary Adjustment between Beatrice Strong PS, Ganaraska Trail PS and/or North Hope Central PS.

| | 2021-22 | 2023-24 | 2027-28 | 2032-33 |
|---------------------------------|-------------------|-----------------|-----------------|------------------|
| School/Study Area | Current Enrolment | 1-YR Projection | 5-YR Projection | 10-YR Projection |
| Beatrice Strong PS (Status Quo) | 222 | 219 | 214 | 204 |
| Ganaraska Trail PS (Status Quo) | 529 | 525 | 546 | 523 |
| North Hope Central (Status Quo) | 118 | 122 | 119 | 115 |
| Study Area GT 1 | 5 | 0 | 1 | 0 |
| Study Area GT 2 | 11 | 12 | 15 | 16 |
| Study Area GT 3 | 11 | 9 | 9 | 8 |
| Study Area GT 4 | 4 | 4 | 1 | 0 |
| Study Area GT 5 | 25 | 28 | 36 | 32 |
| Study Area GT 6 | 26 | 23 | 29 | 32 |
| Study Area NH1 | 12 | 8 | 3 | 2 |
| Study Area NH2 | 15 | 5 | 3 | 2 |

Note: French Immersion (FI) students have not been included in the current enrolment and projection numbers as FI would continued to be offered at Ganaraska Trail PS only.

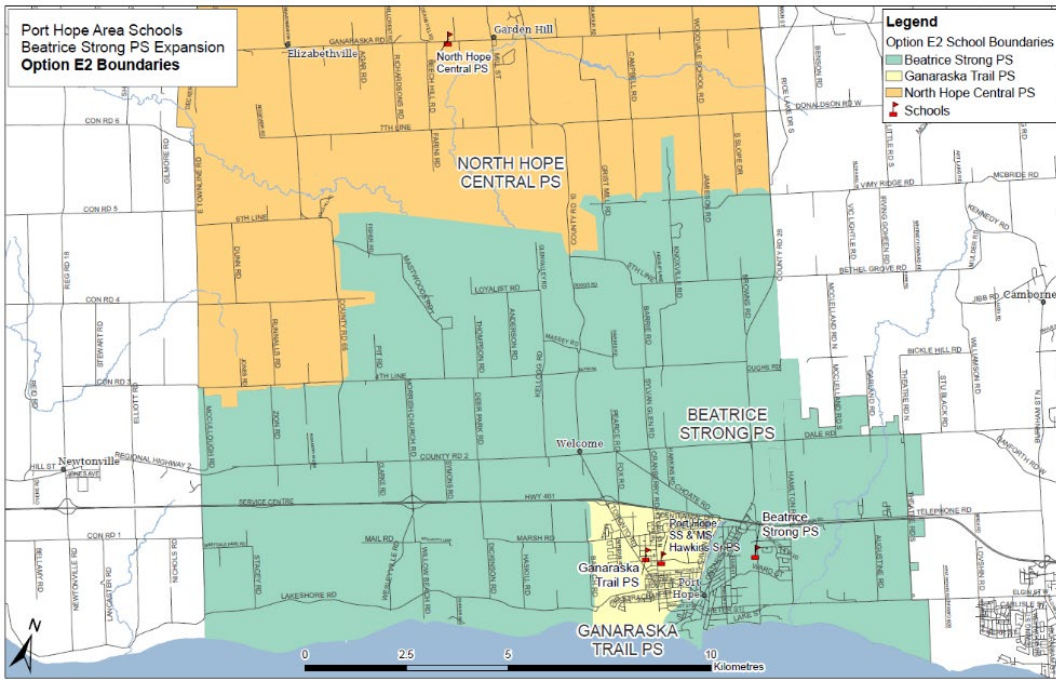


Option E1

- Students from the Ganaraska Trail PS and North Hope Central PS would be directed to Beatrice Strong.
- 80 JK to Grade 5 students would be impacted
- The map illustrates the proposed adjustments to the school boundaries.
- Enrolment projections for each of the study areas are noted in the Table.

Option Boundary Adjustment E1

| School | OTG Capacity | Portables (2022-23) | 2022-23 Current Enrolment | | 2023-24 1-YR Projection | | 2027-28 5-YR Projection | | 2032-33 10-YR Projection | |
|--------------------------------------|--------------|---------------------|---------------------------|-------------|-------------------------|-------------|-------------------------|-------------|--------------------------|-------------|
| | | | Students | Utilization | Students | Utilization | Students | Utilization | Students | Utilization |
| Beatrice Strong PS (JK-6) | 349 | 0 | 222 | 64% | 276 | 79% | 274 | 79% | 264 | 76% |
| Ganaraska Trail PS (JK-5) | 504 | 0 | 265 | 105% | 231 | 95% | 259 | 98% | 256 | 93% |
| Ganaraska Trail PS (FI SK-5) | | | 264 | | 250 | | 233 | | 211 | |
| Ganaraska Trail PS - Total Enrolment | | | 529 | | 481 | | 492 | | 467 | |
| North Hope Central PS (JK-6) | 95 | 0 | 118 | 124% | 109 | 115% | 113 | 119% | 111 | 117% |



Option E2

- Students from the Ganaraska Trail PS and North Hope Central PS would be directed to Beatrice Strong PS.
- 109 JK to Grade 5 students would be impacted.
- The map illustrates the proposed adjustments to the school boundaries.
- Enrolment projections have been completed for each of the study areas and are noted in Table.

| Option Boundary Adjustment E2 | | | | | | | | | | |
|--------------------------------------|--------------|---------------------|---------------------------|-------------|-------------------------|-------------|-------------------------|-------------|--------------------------|-------------|
| School | OTG Capacity | Portables (2022-23) | 2022-23 Current Enrolment | | 2023-24 1-YR Projection | | 2027-28 5-YR Projection | | 2032-33 10-YR Projection | |
| | | | Students | Utilization | Students | Utilization | Students | Utilization | Students | Utilization |
| Beatrice Strong PS (JK-6) | 349 | 0 | 222 | 64% | 308 | 88% | 311 | 89% | 296 | 85% |
| Ganaraska Trail PS (JK-5) | 504 | 0 | 265 | 105% | 199 | 89% | 222 | 90% | 224 | 86% |
| Ganaraska Trail PS (FI SK-5) | | | 264 | | 250 | | 233 | | 211 | |
| Ganaraska Trail PS - Total Enrolment | | | 529 | | 449 | | 455 | | 435 | |
| North Hope Central PS (JK-6) | 95 | 0 | 118 | 124% | 109 | 115% | 113 | 119% | 111 | 117% |

Round Table Discussions

- Pros/Benefits
- Cons/Negatives
- Questions/Wonderings

Next Steps

- Several options have been presented.
- Feedback will be collected at this community engagement meeting through the round table discussion, on-line forms and written forms until **December 16, 2022**.
- Staff will review and summarize community feedback and identify the preferred options, which will be presented at a second community engagement meeting to be conducted on **January 16, 2023**.
- A final report will be produced with a summary of the engagement process, together with the preferred option for final approval by the Board of Trustees.
- An implementation/transition plan will be developed and communicated with the affected families.

Before you Leave...

- Please provide us with any additional options we may not have considered
- Please write down any questions about anything that is pressing – we will update our Q and A document that is online

Additional Information

Further information on the consultation process and related information is available on the Board's website:

- <https://www.kprschoools.ca>
- [Consultation Resource: Student Accommodation Review Elementary Family of Schools – Port Hope High School Background Study and Options](#)
- [Question and Answer Document](#)

Contact us!

Sonal Gohil
Superintendent of Education
705-742-9773 x2421
1-877-741-4577 x2421
sonal_gohil@kprdsb.ca