

**Interview**

**THIS NEWSLETTER  
FEATURES AN  
INTERVIEW WITH  
CHARLES GRIFFITHS**

**PAGE 2**



**BIBLIOGRAPHY  
PAGE 4**

**TAXON LIST  
PAGE 54**

**LETTER FROM  
SIDOROV  
PAGE 63**

**SWISS AMPHIPODA  
PAGE 64**

**PATAGONIAN  
AMPHIPODA  
PAGE 66**

# AMPHIPOD NEWSLETTER 43

## Dear Amphipodologists,

AN 43 arrives only just after the 18th ICA in Dijon, where we again met many old friends and made many new ones. Sadly we have also in 2019 lost two dear colleagues. John Holsinger and Augusto Vigna Taglianti. An extensive in memoriam for John Holsinger has been written by David Culver (see bibliography), while we hope to be able to include an in memoriam for Augusto Vigna Taglianti (Roma) in AN 44. We have an interview with Charles Griffiths in Cape Town, the foremost author on S. African amphipods, but someone who never has made it to our conferences. There are also shorter contributions by Roman Alther and Dmitry Sidorov as well as a report from a workshop on Patagonian amphipoda. We are very happy to hear from you - and we are pleased to present both small and large reports from your work, workshops and gatherings! Information about getting in contact with the newsletter is at page 63.

The bibliography this time contains 392 papers. The number of new species contained in it is with 72 maybe a bit less than in the earlier newsletters, but 53 new genera in one Newsletter is probably a record, due mainly to Jim Lowry & Alan Myers revisionary work on the Talitroidea. The higher classification of our beloved amphipods is clearly still in a state of flux.

We are very grateful to Tammy Horton for much help with AN43.

*Wim and Anne Helene*

### *Statistics from this Newsletter*

**53 new genera**

**72 new species**

## Interview with Emeritus Prof Charles Griffiths, University of Cape Town

My career as an amphipodologist started completely by accident back in 1970, when I applied for a PhD scholarship to study larval biology of marine invertebrates at the University of Cape Town. The then Professor, the famous polychaete taxonomist John Day, informed me in the interview that he had already filled that post, but had another opportunity that he could offer me studying the taxonomy of amphipods. I had no idea what an amphipod was and zero taxonomic experience, but being too embarrassed to ask, agreed to accept the post! The next Monday I arrived for work and John Day took me into a large room next to his laboratory in which all the invertebrates collected during the past 30 years of his teams' ecological survey work were stored. 'Here is the collection' he told me 'your job is to identify all the amphipods and please don't bother me'. For the next 3 years I thus worked my way through the over 100 000 stored specimens, teaching myself the techniques from scratch, mostly using the then just published JL Barnard's 1969 'Families and Genera of Marine Gammaridean Amphipoda', which was my 'bible' and lifesaver! Of course the collections contained many new species and I was lucky to be able to publish these in a series of papers in Annals of the South African Museum, culminating in a guide book to the regional amphipod fauna, which today remains the only such resource.

After my PhD and a short stint as a research officer I was appointed to the academic staff at UCT, where I have continued to work for nearly 50 years. Having spend my PhD mostly staring down a microscope I was initially not keen to continue with taxonomic work, but as I was now the only regional



Charles and his wife Roberta kayaking among the kelp where his newest amphipod-species, named after his kelp-researcher wife are found.

amphipod taxonomist, other researchers continued to send me interesting material for identification, so along with my main ecological research (mostly on kelp beds, mussels and predator-prey interactions) I continued to publish the odd species descriptions. Later on in my career I became involved as leader of the African group of Census of Marine

Life Programme and returned to doing more taxonomic work, although mostly on groups other than amphipods. Together with various students and co-authors I have, for example, documented many additions to the regional fauna of anemones, barnacles, mysids, decapod crustacea, sea-urchins, brittlestars, ascidians and even one new species of fish). Overall, I am now an author of papers describing over 100 species new to science and adding more than 200 others to the South African fauna. My recent passion has also been the production of popular photographic field guides and I am an author of the standard field guides to South African Marine Life, to The Insects and to Freshwater Life.

My most memorable amphipod moments both involve the discovery of species that were subsequently named after family members. The first of these involved the discovery of a new genus of freshwater paramelitid amphipod nearly 30 years ago. While driving up a narrow mountain pass on a family holiday, my son Matthew, then about 3, urgently needed a toilet, so I pulled into a narrow verge where a small stream crossed the road. While he was busy I turned some rocks over in the stream and was surprised to find amphipods, which we not known from that part of South Africa. These were later described as the types of a new genus *Mathamelita*, in honour of Matthews, whose bodily needs led to their discovery. Another more recent experience was the discovery of a large kelp-boring amphipod, which I named after my wife Roberta, as we met back in the 1970s when working together as kelp bed researchers.



All four members of the Griffiths-family holding a photo of the species that have been named after them. Daughter Melinda (nudibranch *Leminda millecra* R. Griffiths, 1985), son Matthew (amphipod *Mathamelita aequicaudata* Stewart & C. Griffiths, 1995), Charles (amphipod *Griffithsius latipes* Griffiths, 1976 - (*Griffithsius* Jarrett & Bousfield, 1994)) and wife Roberta (amphipod *Sunamphitoe roberta* C. Griffiths, 2019).

# Bibliography

Akita, S., H. Yamada, M. Ito & D. Fujita 2018. Seasonal changes in taxon richness and abundance of mobile invertebrates inhabiting holdfast of annual kelp *Ecklonia radicata* (Phaeophyceae, Lesssoniaceae) at the central Pacific coast of Japan. ---- *Phycological Research* 67, 51-58. <https://doi.org/10.1111/pre.12353> .

Aladin, N. V., V. I. Gontar, J. V. Zhakova, I. S. Plotnikov, A. O. Smurov, P. Rzymiski & P. Klinaszky 2018. The zoocenosis of the Aral Sea: sex decades of fast paced change. ---- *Environmental Science and Pollution Research* 26(3), 497-506. <https://doi.org/10.24425/122624> .

Alarcon-Ortega, L. C. & J. L. Carballo 2019. A new species of *Deutella* Mayer, 1890 (Crustacea: Amphipoda) from the Mexican Pacific coast. ---- *Zootaxa* 4612, 581-590. <https://doi.org/10.11646/zootaxa.4612.4.10> (*D. mazatlanensis* n. sp. (Islet Hermano Norte, Mazatlan, Sinaloa)from Bryoxoa.)

Albano, M. J. & S. M. Obenat 2019. Fouling assemblages of native, non-indigenous and cryptogenous species on artificial structures, depths and temporal variation. ---- *Journal of Sea Research* 144, 1-15. <https://doi.org/10.1016/j.seares.2018.10.002> (A study from Mar del Plata, Argentina)

Albano, M. J., C. Rumbold, I. L. Chiesa, G. Vazquez, E. D. Spivak & S. M. Obenat 2018. DNA barcode, taxonomic and ecological notes for the identification of the invasive amphipod *Monocorophium acherusicum* (Costa, 1851). ---- *New Zealand Journal of Marine and Freshwater Research* 53, 15-32. <https://doi.org/10.1080/00288330.2018.1469514> .

Al-Gheery, K. W. M., A. G. Yasser, M. D. Naser & M. Rigby 2018. Comparative acute toxicity of chlorofet and thiodan to the amphipod *Parhyale basrensis* (Salman, 1986) from Iraq. ---- *Journal of Biological Studies* 1, 1-8. <https://works.bepress.com/amaal-yasser/2/> .

Allah, A. T., I. A. Sumaili, M. Y. Gathmy & H. A. Awaf 2018. Spatial distribution of marine invertebrates as bioindicator of water quality at intertidal zone of sandy shore habitat. ---- *Life Sciences Journal* 15, 51-55. <https://doi.org/10.7537/marslsj150118.09> (A study from Jazan, SW Saudi-Arabia.)

Alric, B., O. Geffard, A. Candesris, A. Francois, O. Perceval, J. Piffady, B. Villeneuve & A. Chaumot 2019. Multi-substance indicators based on caged *Gammarus* bioaccumulation reveal

the influence of chemical contamination on stream macroinvertebrate abundance across France. --- *Environmental Science & Technology* 53(10), 5906-5915. <https://doi.org/10.1021/acs.est.9b01271> .

Alvarez, F. & J. L. Villalobos 2019. *Crustaceans from the Quatro Cienegas Basin: diversity, origin, and endemism*. ---- Pp 77-90 in Animal diversity and biogeography of the Quatro Cienegas Basin, Springer. [https://doi.org/10.1007/978-3-030-11262-2\\_6](https://doi.org/10.1007/978-3-030-11262-2_6) (Not seen)

Alves, J., R. Johnsson & A. R. Senna 2019. A new species of *Ceradocus* Costa, 1853 (Senticaudata: Maeridae) from Ceará State, Northeastern Brazil. ---- *Zootaxa* 4555, 127-138. <http://dx.doi.org/10.11646/zootaxa.4555.1.11> (*C. (Denticeradocus) vaderi* n. sp. from continental shelf, Ceará State.)

Alves, J., E. Neves & R. Johnsson 2018. A review of *Quadrinemaera* Krapp-Schickel & Ruffo, 2000 (Amphipoda: Senticaudata) from Brazil. ---- *Zootaxa* 4532, 567-593. <http://dx.doi.org/10.11646/zootaxa.4532.4.8> (Deals with *Q. yemanjae* n. sp. (Pirangi Beach, Rio Grande de Norte State), *Q. miramirandella* n. sp. (Dois Coqueiros Beach, Ceara State), *Q. pieteri*, *Q. cristianae* and *Q. rocasensis*. A key to world *Quadrinemaera* is provided.)

Andrianova, A. V., O. E. Yakubaylik & Y. V. Shan'ko 2018. Modern data on the spatial distribution of the Baikal amphipods in the Yenisei River and their visualization in the geoinformational web system. ---- *Russian Journal of Biological Invasions* 9, 299-312. <https://doi.org/10.1134/S2075111718040021> .

Anonymus 2018. *OSPAR request on review of the OSPAR Case Report for the addition of Haploops communities to the OSPAR list of threatened and/or declining species and habitats*. ---- ICES Species Request Advice, North Atlantic Ecoregion 2018.32. <https://doi.org/10.17895/ices.pub.4654> .

Arambourou, H., E. Vulliet, G., Daniele, P. Noury, N. Delorme, H. Abbaci, M. Forcellini, R. Tutundjian & C. Barata 2019. Comparison in the response of three European Gammarid species exposed to the growth regulator insecticide fenoxycarb. ---- *Environmental Science and Pollution Research* 26, 11496-11502. <https://doi.org/10.1007/s11356-019-04631-2> (*Gammarus fossarum*, *G. roeselii* and *Echinogammarus longisetosus*.)

Ariyama, H. 2019. Species of the Maera-clade collected from Japan. Part 2: genera *Austromaera* Lowry & Springthorpe, 2005 and *Quadrimaera* Krapp-Schickel & Ruffo, 2000 (Crustacea: Amphipoda: Maeridae). ---- *Zootaxa* 4554, 460-496. <https://doi.org/10.11646/zootaxa.4554.2.6> (Deals with *Austromaera ariakensis* n. sp. (Ariake Sea, Kumamoto pref.), *Quadrimaera gotoensis* n. sp. (Goto islands, Nagasaki pref.), *Q. pacifica*, *Q. quadrimana* and *Q. setibasis* n. sp. (Misaki town, Osaka pref.) A key to *Austromaera* spp is provided.)

Asochakov, A. & A. Papinen 2018. (About the project of reconstructive description of amphipod fecundity (Crustacea: Amphipoda).) ---- *Pstylat* 2018-2 (In Russian, not seen).

Ayati, K., S. Dhaouadi, E. Mahmoudi & C. Piscart 2018. Two new species of gammarid amphipods from Tunisian fresh waters (Amphipoda, Gammaridae). ---- *Crustaceana* 91, 1327-1345. <https://doi.org/10.1163/15685403-00003837> (Deals with *Echinogammarus carthaginiensis* Ayati & Piscart n. sp. (Ain Berda, Bizerte) and *E. tunetanus* Ayati & Piscart n. sp. (between Ain Debah and Ouchtatat).)

Ayati, K., R. Hadjab, H. Khammar, S. Dhaouadi, C. Piscart & E. Maumoudi 2019. Origin, diversity and distribution of freshwater epigeal amphipods in Maghreb. ---- *International Journal of Limnology* 55, 13. <https://doi.org/10.1051/limn/2019012> (A very useful survey)

Bagge, L. L. 2019. Not as clean as it may appear: Challenges associated with transparent camouflage in the ocean. ---- *Integrative and Comparative Biology*, icz066. <https://doi.org/10.1093/icb/icz066> .

Barrera-Oro, E., E. Moreira, M. A. Seefeldt, M. Valli Francione & M. L. Quartino 2019. The importance of macroalgae and associated amphipods in the selective benthic feeding of sister rockcod species *Notothenia rossii* and *N. coriiceps* (Nototheniidae) in West Antarctica. ---- *Polar Biology* 42, 317-334. <https://doi.org/10.1007/s00300-018-2424-0> .

Bartlett, A. J., A. M. Hedges, K. D. Intini, L. R. Brown, F. J. Maisonneuve, S. A. Ribinson, P. L. Gillis & S. R. de Solla 2019. Acute and chronic toxicity of neonicotinoid and butenolide insecticides to the freshwater amphipod, *Hyalella azteca*. ---- *Ecotoxicology and Environmental Safety* 175, 215-223. <https://doi.org/10.1016/j.ecoenv.2019.03.038> .

Baumann, M. S., G. F. Fricano, K. Fedeli, C. E. Schlemme, M. C. Christman & M. Vernon Carle 2018. Recovery of salt marsh invertebrates following habitat restoration: Implications for marsh

restoration in the Northern Gulf of Mexico. ---- *Estuaries and Coasts*, in press. <https://doi.org/10.1007/s12237-018-0469-5> .

Bazardueva, S. V., L. D. Radnaeva & A. K. Tulokhonov 2019. Comparative analysis of the fatty acid composition of deep-water Baikal amphipods. ---- *Crustaceana* 92, in press. <https://doi.org/10.1163/15685403-00003856> .

Bellan-Santini, D., R. A. Kaim-Malka & J. C. Dauvin 2018. Two new *Haploops* species (Crustacea: Gammaridea: Ampeliscidae) from the North Atlantic Ocean: *H. bjarnii* and *H. quebecois* [Contribution to the knowledge of the *Haploops* genus. 9.] ---- *Zootaxa* 4483(3), 480-496. <https://doi.org/10.11646/zootaxa.4483.3.4> (Deals with *H. bjarnii* n. sp. (63° 16'N, 26° 03'W, 1025m) and *H. quebecois* n. sp. (offshore Rimouski, Canada). Table 1 compares the new species with *H. sibirica* and *H. islandica*. A key to all *Haploops* species is provided )

Bellisario, B., F. Camisa, C. Abbatista & R. Cimmaruta 2018. Biogeography of Mediterranean amphipods associated with *Posidonia oceanica* meadows. ---- *Peer Journal Preprints* 10: 27285. <https://doi.org/10.7287/peerj.preprints.27285> .

Bellisario, B., F. Camisa, C. Abbatista & R. Cimmaruta 2019. A network approach to identify bioregions in the distribution of Mediterranean amphipods associated with *Posidonia oceanica* meadows. ---- *PeerJ* 7:e6786 <https://doi.org/10.7717/peerj.6786> .

Beuter, L. K., L. Dören, U. Hommen, M. Kotthoff, C. Schäfers & K. P. Ebke 2019. Testing effects of pesticides on macroinvertebrate communities in outdoor stream mesocosms using carbaryl as example test item. ---- *Environmental Sciences Europe* 31, 5. <https://doi.org/10.1186/s12302-019-0185-1> (*Gammarus pulex* and *G. roeselii*)

Bigatti, G. & J. Signorelli 2018. Marine invertebrate biodiversity from the Argentine Sea, South Western Atlantic. ---- *ZooKeys* 791, 47-70. <https://doi.org/10.3897/zookeys.791.22587>.

Blanchard, A. L., N. L. Demchenko, L. A. M. Aerts, S. B. Yazvenko, V. V. Ivin, I. Shcherbakov & H. R. Melton 2019. Prey biomass dynamics in grey whale feeding areas adjacent to northeastern Sakhalin (the Sea of Okhotsk), Russia, 2001-2015. ---- *Marine Environment Research* 145, 123-136. <https://doi.org/10.1016/j.marenvres.2019.02.00> .

Bohli- Abderrazek, D., R. Jelassi & K. Nasri-Ammar 2019. Intra-annual variation of the locomotor behaviour of *Talitrus saltator* (Amphipoda, Talitridae) from Ghar El Melh. ---- *Biological Rhythm Research*, in press. <https://doi.org/10.1080/09291016.2019.1579886> .

Bojko, J. & M. Ovcharenko 2019. Pathogens and other symbionts of the Amphipoda: taxonomic diversity and pathological significance. ---- *Diseases of Aquatic Organisms*, in press. <https://doi.org/10.3354/dao03321> .

Bonanno, G. & M. Orlando-Bonaca 2018. Perspectives on using marine species as bioindicators of plastic pollution. ---- *Marine Pollution Bulletin* 137, 209-221. <https://doi.org/10.1016/j.marpolbul.2018.10.018> .

Bonifazi, A., M. Lezzi, D. Ventura, S. Lisco, F. Cardone & M. F. Gravina 2019. Macrofauna diversity associated with different developmental phases of a threatened Mediterranean *Sabellaria alveolata* (Linnaeus, 1767) reef. ---- *Marine Environmental Research* 145, 97-111. <https://doi.org/10.1016/j.marenvres.2019.02.009>.

Borza, P., T. Huber, P. Leitner, N. Remund & W. Graf 2018. Niche differentiation among invasive Ponto-Caspian *Chelicorophium* species (Crustacea, Amphipoda, Corophiidae) by food particle size. ---- *Aquatic Biology* 52, 179-190. <https://doi.org/10.1007/s10452-018-9653-8> .

Boudaya, L., N. Mosbahi, J.-C. Dauvin & L. Nelfar 2019. Structure of the benthic macrofauna of an anthropogenic influenced area: Skhira Bay (Gulf of Gabès, central Mediterranean Sea). ---- *Environmental Science and Pollution Research* 26(5), 1-17. <https://doi.org/10.1007/s11356-019-04809-8> .

Boxshall, G. & P. Hayes 2019. *Biodiversity and taxonomy of the parasitic Crustacea*. ---- Chapter 3, pp 73-134 in N. J. Smit et al. (eds). *Parasitic Crustacea*. Zoological Monographs 3. Springer, Cham. [https://doi.org/10.1007/978-3-030-17385-2\\_3](https://doi.org/10.1007/978-3-030-17385-2_3)

Brink, N. W. v.d., A. Jemec Kokal, P. V. Silva, E. Lahiove, K. Norrfors, M. Baccaro, Z. Khodaparast, S. Loureiro, D. Drobne, G. Cornelis, S. Lofts, R. D. Handy, C. Svendsen, D. Spurgeon & C. A. M. van Gestel 2019. Tools and rules for modelling uptake and bioaccumulation of nanomaterials in invertebrate organisms. ---- *Environmental Science: Nano* 6, 1985-2001. <https://doi.org/10.1039/C8EN01122B> .



- Brooks, S. J., C. Escudero-Oñate & A. D. Lillicrap 2019. An ecotoxicological assessment of mine tailing from three Norwegian mines. ---- *Chemosphere* 233, 818-827. <https://doi.org/10.1016/j.chemosphere.2019.06.003> (*Corophium*)
- Bueno, M., A. A. V. Flores & F. P. P. Leite 2018. Seasonal dynamics of amphipod assemblages in intertidal coralline algal mats on two Brazilian shores. ---- *Bulletin of Marine Science* 95, 83-100. <https://doi.org/10.5343/bms.2018.0028> .
- Bukin, Y. S., J. V. Petunina & D. Y. Sherbakov 2018. The Mechanisms for Genetic Diversity of Baikal Endemic Amphipod *Gmelinoides fasciatus*: Relationships between the Population Processes and Paleoclimatic History of the Lake. ---- *Russian Journal of Genetics* 54(9): 1059-1068. <https://doi.org/10.1134/S1022795418090053> .
- Burnett, N. P. & M. A. R. Koehl 2018. Knots and tangles weaken kelp fronds while increasing drag forces and epifauna on the kelp. ---- *Journal of Experimental Marine Biology and Ecology* 508, 13-20. <https://doi.org/10.1016/j.jembe.2018.08.003> .
- Calle, P., L. Monserrate, F. Medina, M. Calle Delgado, A. Tirape, M. Montiel, O. Ruiz Barzola, O. Alvarado, G. A. Dominguez & J. J. Alava 2018. Mercury assessment, macrobenthos diversity and environmental quality conditions in the Salado estuary (Gulf of Guayaquil, Ecuador) impacted by anthropogenic influences. ---- *Marine Pollution Bulletin* 136, 365-373. <https://doi.org/10.1016/j.marpolbul.2018.09.018> .
- Cannizzaro, A. G., D. Balding, E. A. Lazo-Wasem & T. R. Sawicky 2018. A redescription of the stygobitic amphipod *Crangonyx grandimanus* (Amphipoda: Crangonyctidae) including phylogenetically significant sequence data for mitochondrial and nuclear genes. ---- *Bulletin of the Peabody Museum* 59, 109-125. <https://doi.org/10.3374/014.059.0202> .
- Cannizzaro, A. G., D. Balding, E. A. Lazo-Wasem & T. R. Sawicki 2019. Morphological and molecular analyses reveal a new species of stygobitic amphipod in the genus *Crangonyx* (Crustacea: Crangonyctidae) from Jackson County, Florida, with a redescription of *Crangonyx floridanus* and notes on its taxonomy and biogeography. ---- *Journal of Natural History* 53, 425-473. <https://doi.org/10.1080/00222933.2019.1584341> (Deals with *C. floridanus* and *C. manubrium* Cannizzaro & Sawicki n. sp. (Hole in the Wall Cave, Jackson Co, Fla).)
- Cannizzaro, A. G., D. Balding, M. Stine & T. R. Sawicki 2019. A new syntopic species of *Stygobromus* Cope, 1872 (Amphipoda: Crangonyctidae) from groundwaters in Georgia and

Florida, USA, with notes on *S. floridanus* Holsinger & Sawicki, 2016. ---- *Journal of Crustacean Biology*, ruz034. <https://doi.org/10.1093/jcbiol/ruz034> (*S. doughertyensis* n. sp. )

Carrasco, A., J. Pulgar, D. Quintanilla-Ahumada, D. Perex-Venegas, P. A. Quijon & C. Duarte 2019. The influence of microplastics pollution on the feeding behavior of a prominent sandy beach amphipod, *Orchestoidea tuberculata* (Nicolet, 1849). ---- *Marine Pollution Bulletin* 145, 23-27. <https://doi.org/10.1016/j.marpolbul.2019.05.018> .

Champilou, J. B., A. Baltzer, A. Murat, M. Reynaud, G. M. Maillet, M. P. Nardelli & E. Metzger 2019. New evidence of perfect overlapping of *Haploops* and pockmarks field: Is it a coincidence? ---- *Marine Geology* 415, 105961. <https://doi.org/10.1016/j.margeo.2019.105961> (The authors think not.)

Chapman, P. M. 2018. *Death by mud: Amphipod sediment toxicity tests*. ---- Chapter 31 in P. G. Wells, K. Lee & C. Blaise (eds). *Microscale testing in aquatic toxicology. Advances, techniques , and practice*. 13 pp. (Not seen) <https://doi.org/10.1201/9780203747193> .

Chen, J., H. Liu, S. Cai & H. Zhang 2019. Comparative transcriptome analysis of *Eogammarus possjeticus* at different hydrostatic pressure and temperature exposures. ---- *Scientific Reports* 9: 3456. <https://doi.org/10.1038/s41598-019-39716-y> .

Cheney, D., J. M. Logan, K. Gardner, W. E. Sly, B. Wysor & S. Greenwood 2019. Bioaccumulation of PCB's by a seaweed bloom (*Ulva rigida*) and transfer to higher trophic levels in an estuarine food web. ---- *Marine Ecology Progress Series* 611, 75-93. <https://doi.org/10.3354/meps12840> .

Christie, H., T. Bekkby, K. M. Norderhaug, J. Beyer & N. M. Jørgensen 2019. Can sea urchin grazing of kelp forests in the Arctic make rocky shore systems more vulnerable to oil spills? ---- *Polar Biology* 42, 557-567. <https://doi.org/10.1007/s00300-018-02450-8> (Yes, it may)

Clark, P. F. 2018. Charles Spence Bate: What's in a name? ---- *Zootaxa* 4497, 429-438. <https://doi.org/10.11646/zootaxa.4497.3.7> (The author argues that this author's surname is Bate and not Spence Bate, Spence being his mother's maiden name, adopted as a first name.)

Cole, R. & M. Viney 2018. The population genetics of parasitic nematodes of wild animals. ---- *Parasites & Vectors* 11: 590. <https://doi.org/10.1186/s13071-018-3137-5> .

Coleman, C. O. 2018. Shadings in digital taxonomic drawings. ---- *Zoosystematics and Evolution* 94(2), 529-533. <https://doi.org/10.3897/zse.94.28624> .

Colla, M. F. & I. I. César 2019. Colla, M. F. & I. I. César 2019. Ecological aspects of natural populations of *Hyaella pampeana* (Crustacea, Amphipoda, Hyaellidae) from the Natural Reserve Island of Martin Garcia (Rio de la Plata, Argentina). ---- *Anais da Academia Brasileira de Ciencias* 91, e20170928. <https://doi.org/10.1590/0001-3765201920170928> .

Conlan, K. E., E. A. Hendrycks & A. E. Aitken 2018. Dense ampeliscid bed on the Canadian Beaufort Shelf: an explanation for species patterns. ---- *Polar Biology* 42 (1), 195-215. <https://doi.org/10.1007/s00300-018-2417-z> .

Conradi, M., J. E. Sanchez-Moyano, A. Galotti, F. Jimenez-Gomez, F. Guerrero, G. Parra, E. Bonnail & T. A. DelValls 2019. CO<sub>2</sub> leakage simulation: Effects of the decreasing pH to the survival and reproduction of two crustacean species. ---- *Marine Pollution Bulletin* 143, 33-41. <https://doi.org/10.1016/j.marpolbul.2019.04.020> (*Elasmopus rapax*.)

Copilaș-Ciocianu, D. & K. Arbaciauskas 2018. First record of *Dikerogammarus bispinosus* Martynov, 1925 in Kazakhstan: invasive or overlooked native in the Caspian Sea basin? ---- *BioInvasions Research* 7, 285-291. <https://doi.org/10.3391/bir.2018.7.3.09> .

Copilaș-Ciocianu, S. Borko & C. Fišer 2019. The late blooming amphipods: global change promoted post-Jurassic ecological radiation despite Palaeozoic origin. ---- BioRxiv, in press <https://doi.org/10.1101/675140> .

Copilaș-Ciocianu, D., D. Sidorov & A. Gontcharov 2019. Adrift across tectonic plates: Molecular phylogenetics supports the ancient Laurasian origin of old limnic crangonyctid amphipods. ---- *Organisms, Diversity & Evolution* 19, 191-207. <https://doi.org/10.1007/s13127-019-00401-7> .

Copilaș-Ciocianu, D., A.-A. Zimța & A. Petrussek 2018. Integrative taxonomy reveals a new *Gammarus* species (Crustacea, Amphipoda) surviving in a previously unknown southeast European glacial refugium. ---- *Journal of Zoological Systematics and Evolutionary Research* 57, 272-297. <https://doi.org/10.1111/jzs.12248> (*Gammarus hamaticornis* nov. spec. from Tulcea County, Romania. Morphology as well as COI, 16S, 18S, 28S and EF1α)

Corbari, L., I. Frutos & J.-C. Sorbe 2019. *Dorotea* gen. nov., a new bathyal genus (Amphipoda, Eusiridae) from the Solomon Sea (Papua New Guinea). ---- *Zootaxa* 4568, 69-80. <http://>

[dx.doi.org/10.11646/zootaxa.4568.1.4](https://doi.org/10.11646/zootaxa.4568.1.4) (*Dorotea papuensis* n. gen., n. sp. (N. of Laughlan archipelago, Solomon Sea, PNG). The species *Eusiroides aberrantis* is transferred to *Dorotea*). A key to eusirid genera is provided.)

Cormier, A., R. Wattier, M. Teixeira, T. Rigaud & R. Cordaux 2018. The complete mitochondrial genome of *Gammarus roeselii* (Crustacea, Amphipoda): insights into mitogenome plasticity and evolution. ---- *Hydrobiologia* 825, 197-210. <https://doi.org/10.1007/s10750-018-3578-z> (The control region (CR) of the mt-genome is duplicated in all specimens from different populations of *G. roeselii*)

Costello, M. J., T. Horton & A. Kroft 2018. Sustainable biodiversity databasing: international collaborative, dynamic centralized. ---- *Trends in Ecology and Evolution* 33(11), 803-805. <https://doi.org/10.1016/j.tree.2018.08.006> .

Critchley, L. P. & M. J. Bishop 2019. Differences in soft-sediment infaunal communities between shorelines with and without seawalls. ---- *Estuaries and Coasts* 42, 1127-1137. <https://doi.org/10.1007/s12237-019-00527-z>

Cronin-O'Reilly, S., J. D. Taylor, I. Jermyn, A. L. Allcock, M. Cunliffe & M. P. Johnson 2018. Limited congruence exhibited across microbial, meiofaunal and macrofaunal assemblages in a heterogeneous coastal environment. ---- *Scientific Reports* 8, 15500 <https://doi.org/10.1038/s41598-018-33799-9> (A study from S. England)

Cruzeiro, C., A. Ramos, E. M. Loganimoce, F. Arenas, E. Rocha & P. G. Cardoso 2019. Genotoxic effects of combined multiple stressors on *Gammarus locusta* haemocytes: Interactions between temperature, pCO<sub>2</sub> and the synthetic progestin levonorgestrel. ---- *Environmental Pollution* 245, 864-872. <https://doi.org/10.1016/j.envpol.2018.11.070> .

Ćuk, R., M. Miliša, A. Atanacković, S. Dekić, L. Blažeković & K. Žganec 2019. Biocontamination of benthic macroinvertebrate assemblages in Croatian major rivers and effects on ecological quality assessment. ---- *Knowledge & Management of Aquatic Ecosystems* 420-11. <https://doi.org/10.1051/kmae/2019003> .

Culver, D. C 2018. In Memoriam—John R. Holsinger. ---- *Subterranean Biology* 28, 53-66. <https://doi.org/10.3897/subtbiol.28.32093> (With a complete list of John's publications)

Culver, D. C., A. Trontelj & T. Pipan 2019. *Epikarst communities*. ---- Chapter 46, pp 399-406 in Encyclopedia of Caves. Elsevier Inc. <https://doi.org/10.1016/B978-0-12-814124-3.00046-7> .

- Cunningham, E. M. & J. D. Sigwart 2019. Environmentally accurate microplastic levels and their absence from exposure studies on aquatic taxa. ---- *Integrative and Comparative Biology*, icz068 <https://doi.org/10.1093/icb/icz068> .
- Dairain, A., A. Legeay & X. de Montaudouin 2019. Influence of parasitism on bioturbation: from host to ecosystem functioning. ---- *Marine Ecology Progress Series* 619, 201-214. <https://doi.org/10.3354/meps12967> .
- Dallas, H. F. & N. A. Rivers-Moors 2018. Temporal thermal refugia and seasonal variation in upper thermal limits of two species of riverine invertebrates: the amphipod, *Paramelita nigroculus*, and the mayfly, *Lestagella penicillata*. ---- *Aquatic Biology* 52, 333-349. <https://doi.org/10.1007/s10452-018-9667-2> .
- Davis, E, J. M. Caffrey, N. E. Coughlin, J. T. A. Dick & F. E. Lucy 2018. Communications, outreach and citizen science: spreading the word about invasive alien species. ---- *Management of Biological Invasions* 9 (4), 515-525. <https://doi.org/10.3391/mbi.2018.9.4.14> .
- Davolos, D., E. De Matthaeis, L. Latella, M. Tarocco, M. Özbek & R. Vonk 2018. On the molecular and morphological evolution of continental and insular *Cryptorchestia* species, with an additional description of *C. garbinii* (Talitridae). ---- *ZooKeys* 783, 37-54. <https://doi.org/10.3897/zookeys.783.26179> .
- De los Rios, P., L. Parra-Coloma, J. Pizarro-Araya & F. M. Alfaro 2019. Inland water amphipods in an isolated Andean protected area (Llullaillaco National Park, 24°S, Antofagasta region, Chile). ---- *Crustaceana* 92, 633-640. <https://doi.org/10.1163/15685403-00003864> (Not seen)
- Decu, V., C. Juberthie, V. Gheorghiu & G. Nazareanu 2019. An overview on the subterranean fauna from Central Asia. ---- *Ecologica Montenegrina* 20, 168-193. (Not seen)
- Del Brito, J., B. A. Lares, L. B. Parres-Morales, V. G. Sanchez, C. M. Montagna & A. Venturino 2019. Differential detoxifying responses to crude oil water-accommodated fraction to *Hyalella curvispina* individuals from unpolluted and contaminated sites. ---- *Environmental Toxicology and Pharmacology* 70:103191. <https://doi.org/10.1016/j.etap.2019.04.012>

Delić, T. & G. Fišer 2019. *Species interactions*. ---- Chapter 113, pp967-973 in Encyclopedia of Caves, Elsevier Inc <https://doi.org/10.1016/B978-0-12-814124-3.00113-8>

Demicheli, A. & A. Verdi 2018. First record of *Apocorophium acutum* (Chevreux, 1908) (Amphipoda, Corophiidae, Corophiinae) from Uruguay, with notes on the biology and distribution. ---- *Check List* 14, 1169-1173. <https://doi.org/10.15560/14.6.1169> (First record for the S. American Atlantic coast.)

Depestele, J. et al. 2018. *The impact of fisheries discards on scavengers in the sea*. ---- Chapter 5, pp 129-162 in S. Uhlmann, C. Ulrich & S., Kennelly (eds). *The European Landing Obligation*, Springer, Cham. [https://doi.org/10.1007/978-3-030-03308-8\\_7](https://doi.org/10.1007/978-3-030-03308-8_7).

Desiderato, A., F. O. Costa, C. S. Serejo, M. Abbiati, H. Queiroga & P. Vieira 2019. Macaronesian islands as promoters of diversification in amphipods: the remarkable case of the family Hyalidae (Crustacea: Amphipoda). ---- *Zoologica Scripta*, in press. <https://doi.org/10.1111/zsc.12339> (Not seen, unfortunately))

Destefani, A., J. C. Friedrichsen & C. Resgalla Jr 2018. Evaluation of potential confounding factors in sediment toxicity tests with *Hyalella azteca* (Saussure, 1858). ---- *Latin American Journal of Aquatic Research* 46, 791-798. <https://doi.org/10.3856/vol46-issue4-fulltext-16>.

Diaz, A., C. S. Maturana, L. Boyero, P. de los Rios Escalante, A. M. Tonin & F. Correa-Araneda 2019. Spatial distribution of freshwater crustaceans in Antarctic and Subantarctic lakes. ---- *Scientific Reports* 9: 7928 <https://doi.org/10.1038/s41598-019-44290-4>

Do Nascimento, P. S. & C. S. Serejo 2018. The family Phoxocephalopsidae (Crustacea: Amphipoda) from Brazilian coastal waters with description of four new species. ---- *Anais de Academia Brasileira de Ciencias* 90, 3031-3061. <http://dx.doi.org/10.1590/0001-376520180143> (Deals with *Phoxocephalopsis ruffoi* n. sp. (Campos basin, Rio de Janeiro), *Puelche irenae* n. sp. (Campos Basin, Rio de Janeiro), *P. longidactylus* n. ssp. (again Campos Basin, Rio de Janeiro) and *P. mourae* n. sp. (once more Campos Basin). A key to Brazilian Phoxocephalopsidae is provided.)

Dobrzycka-Kraheil, A, A. Tarala & W. Majkowski 2019. Size structure and body condition of Ponto-Caspian gammarids in the Vistula estuary (Poland). ---- *Oceanological and Hydrobiological Studies* 48, 23-30. <https://doi.org/10.1515/ohs-2019-0003>.

- Dole-Olivier, M.-J., H. Hafid & C. Piscart 2018. A new groundwater species of *Pseudoniphargus* (Amphipoda: Pseudoniphargidae) from Algeria. ---- *Zootaxa* 4482, 125-139. <https://doi.org/10.11646/zootaxa.4482.1.5> (*P. djemoui* n. sp. from wells in the plain of Tamlouka. With a key to all *Pseudoniphargus* species from continental Africa and Mediterranean islands.)
- Drozdova, P., D. Bedulina, E. Madyarova, L. Rivalora-Duarte, S. Schreiber, P. F. Stadler, T. Luckenbach & M. Timofeyev 2019. Description of strongly heat inducible *heat shock protein 70* transcripts from Baikal endemic amphipods. 2019 ---- *Scientific Reports* 9. 8907 <https://doi.org/10.1038/s41598-019-45193-0> (*Eulimnogammarus verrucosus* and *E. cyaneus*)
- Drumm, D. T. & J. Knoght-Gray 2019. A new species of the *Hyaella* 'azteca' complex (Crustacea: Amphipoda: Hyalellidae) from Florida. ---- *Zootaxa* 4545, 93-104. <http://dx.doi.org/10.11646/zootaxa.4545.1.5> (*H. wakulla* n. sp. from the Wakulla River, NW Florida.)
- Dumnicka, E., A. Konopacka & R. Zurek 2018. Changes in the benthic fauna composition in the Upper Vistula over the last 50 years—the consequences of the water pollution reduction and alien species invasions. ----*Oceanological and Hydrobiological Studies* 47 (3), in press. <https://doi.org/10.1515/ohs-2018-0029> .
- Durkota, J. M., P. J. Wood, T. Johns, J. R. Thompson & R. J. Flower 2019. Distribution of macroinvertebrate communities across surface and groundwater habitats in response to hydrological variability. ---- *Fundamental and Applied Hydrobiology*, in press. <https://doi.org/10.1127/fal/2019/1156> .
- Eenennaam, J. S. van, M. Rohal, P. A. Montagna, J. R. Radovic, T. B. P. Oldenburg, I. C. Romero, A. J. Murk & E. M. Foekema 2019. Ecotoxicological benthic impacts of experimental oil-contaminated marine snow deposition. ---- *Marine Pollution Bulletin* 141, 164-175. <https://doi.org/10.1016/j.marpolbul.2019.02.025> (*Corophium volutator*.)
- Egmond, E. M. van, P. M. van Bodegom, M. P. Berg, J. W. M. Wigman, L. Leewis, G. M. Janssen & R. Aerts 2018. A mega-nourishment creates novel habitat for intertidal macroinvertebrates by enhancing habitat relief of the sandy beach. ---- *Estuarine, Coastal and Shelf Science* 207, 232-241. <https://doi.org/10.1016/j.ecss.2018.03.003> .
- Ek, C., Z. Ye, A. garbaras, H. Oskasson, A.-K. Eriksson Wiklund, L. Kumblad & E. Gorokhova 2019. Increase in stable isotope ratios driven by metabolic alterations in amphipods exposed to

the beta-blocker propranolol. ---- *PlosONE* 14(5), e0211304 <https://doi.org/10.1371/journal.pone.0211304>.

ElSayed, R. H. & M. M. Dorghan 2019. Macrofauna associated with a recently described bryozoan species in the Eastern Harbour of Alexandria, Egypt. ---- *Mediterranean Marine Science* 20 (2), 248-259. <http://dx.doi.org/10.12681/mms.18391> (A few amphipods)

Esmaeli-Rineh, S. 2018. A new data of freshwater amphipod of genus *Niphargus* Schiödte, 1849 from Lorestan Province in Iran. ---- *Zootaxa* 4531, 242-250. <http://dx.doi.org/10.11646/zootaxa.4531.2.5> (Deals with *Niphargus lorestanensis* n. sp. from a spring near Aligudarz City, Lorestan Province.)

Esposti, D. D., C. Almunia, M.-A, Guery, N. Koenig, J. Armengaudm, A. Chaumot & O. Geffard 2019. Co-expression network analysis identifies gonad- and embryo- associated protein modules in the sentinel species *Gammarus fossarum*. ---- *Scientific Reports* 9: 7862. <https://doi.org/10.1038/s41598-019-44203-5>.

Fairey, R., E. R. Long, C. A. Roberts, B. S. Anderson, B. M. Phillips, J. W. Hunt, H. R. Puckett & C. J. Wilson 2019. An evaluation of methods for calculating mean sediment quality guideline quotients as indicators of contamination and acute toxicity to amphipods by chemical mixtures. ---- *Environmental Toxicology and Chemistry* 20, 2276-2286. <https://doi.org/10.1002/etc.5620201021>.

Fang, X, S. Mestdagh, T. Ysebaert, T. Moens, K. Soetaert & C. Van Colen 2019. Spatio-temporal variation in sediment ecosystem processes and roles of key biota in the Scheldt estuary. ---- *Estuarine, Coastal and Shelf Science* 222, 21-31. <https://doi.org/10.1016/j.ecss.2019.04.001>.

Fernandez, M. R. & J. L. Segadilha 2019. Shells of Triphoroidea (Gastropoda) occupied by crustaceans in the western Atlantic. ---- *Journal of Natural History* 53, 127-139. <https://doi.org/10.1080/00222933.2019.1582816> (A few amphipods.)

Figueroa-Sanchez, M. A., S. Nandini, M. E. Castellanos-Paez & S. S. S. Sarma 2019. Effect of temperature, food quality and quantity on the feeding behavior of *Simocephalus mixtus* and *Hyalella azteca*; implications for biomanipulation. ---- *Wetlands Ecology and Management* 27, 353-361. <https://doi.org/10.1007/s11273-019-09664-5>.



Fišer, C. 2019. *Niphargus—A model system for evolution and ecology*. ---- Chapter 90, pp 746-755 in *Encyclopedia of Caves*, Elsevier Inc. <https://doi.org/10.1016/B978-0-12-814124-3.00090-X> .

Fišer, C., C. T. Robinson & F. Malard 2018. Cryptic species as a window into the paradigm shift of the species concept. ---- *Molecular Ecology* 27, 613-635. <https://doi.org/10.1111/mec.14486> .

Fleeger, J. W., M. R. Riggie, I. A. Mendelssohn, Q. Lin, D. S. Johnson, K. R. Carman, S. A. Graham, S. Zengel & A. Hou 2019. What promotes the recovery of salt marsh infauna after oil spills? ---- *Estuaries and Coasts* 42, 204-217. <https://doi.org/10.1007/s12237-018-0443-2> .

Foekema, F. M., J. S. van Eenennaam, D. J. Hollander, A. M. Langenhoff, P. T. Schwing & A. J. Murk. Testing the effect of MOSSFA (Marine oil snow sedimentation and flocculent accumulation) events in benthic microcosms. ---- Pp 288-299 in *Scenarios and responses to future deep oils spills* [https://doi.org/10.1007/978-3-030-12963-7\\_17](https://doi.org/10.1007/978-3-030-12963-7_17) (Not seen)

Fong, D. W. 2019. *Gammarus minus: A model system for the study of adaptation to the cave environment*. ---- Chapter 54, pp. 451-459 in *Encyclopedia of Caves*, Elsevier Inc. <https://doi.org/10.1016/B978-0-12-814124-3.00054-6> .

Franzellini, S., L. Canesi, M. Auguste, R. H. G. R. Wathsala & E. Fabbri 2019. Microplastic exposure and effects in aquatic organisms: a physiological perspective. ---- *Environmental Toxicology and Pharmacology* 68, 37-51. <https://doi.org/10.1016/j.etap.2019.03.009> (A review article)

Fu, Q., A. Rösch, D. Fedrizzi, C. Vignet & J. Hollender 2018. Bioaccumulation, biotransformation and synergistic effects of binary fungicide mixtures in *Hyalella azteca* and *Gammarus pulex*: How different/similar are the two species? ---- *Environmental Science and Technology* 52(22), 13491-13500. <https://doi.org/10.1021/acs.est.8b04057> .

Fuchs, L, C. O. Coleman & A.-N. Lörz 2019. The genus *Syrrhoe* (Crustacea, Amphipoda, Synopiidae) from the North Atlantic. ---- *Evolutionary Systematics* 3, 85-108. <https://doi.org/10.3897/evolsyst.3.35737> (Deals with *S. affinis*, *S. anneheleneae* n. sp. (79°N, 11°45'E), and *S. crenulata*. A key to N. Atlantic *Syrrhoe* is provided.)

Fumetti, S. von & K. Blaurock 2018. Effects of the herbicide Roundup ® on the metabolic activity of *Gammarus fossarum* Koch, 1836 (Crustacea: Amphipoda). ---- *Ecotoxicology* 27, 1249-1260. <https://doi.org/10.1007/s10646-018-1978-5> .

Gagaev, S. Y., S. D. Grebelny, B. I. Sirenko, V. V. Potin & O. V. Saviinkin 2019. Benthic habitats in the Tikhaya Bight (the Hooker Island, Franz Josef Land). ---- *Proceedings of the Zoological Institute RAS* 323, 3-15. <https://doi.org/10.31619/trudyzin/2019.323.1.3> .

Galipaud, M., L. Bollache & C. Lagrue 2019. Acanthocephalan infection patterns in amphipods: a reappraisal in the light of recently discovered host cryptic diversity. ---- *Diseases of Aquatic Organisms*, in press. <https://doi.org/10.3354/dao03379> .

Ganser, B., M. Bundschuh, I. Werner, N. Homazava, E. Vermeirssen, C. Moschel & C. Kienle 2018. Wastewater alters feeding rate but not vitellogenin level of *Gammarus fossarum* (Amphipoda). ---- *Science of the Total Environment* 657, 1246-1252. <https://doi.org/10.1016/j.scitotenv.2018.12.035> .

Garcia, I.C.P., K. V. S. Cunha & G. B. Jacobucci 2019. Population and reproductive biology of two caprellid species (Crustacea: Amphipoda) associated to *Sargassum cymosum* (Phaeophyta: Fucales) on the southeast coast of Brazil. ---- *Nauplius* 27, e2019002. <http://dx.doi.org/10.1590/2358-2936e2019002> (*Paracaprella tenuis* & *Pseudaeginella montoucheti*.)

Gasca, R. & W. E. Brown 2018. Symbiotic associations of crustaceans and a pycnogonid with gelatinous zooplankton in the Gulf of California. ---- *Marine Biodiversity* 48, 1767-1775. <https://doi.org/10.1007/s12526-017-0668-5> (10 hyperiids, among them the new species *Megalanceoloides aequanime* Gasca n. sp., earlier described and illustrated by Gasca & Haddock (2016) as *M. remipes*.)

Gergs, R., I. Gemmer, M. Koester, K.-O. Rothhaupt & J. Behrmann-Godel 2019. No evidence for a genetic impoverishment of the indigenous amphipod *Gammarus roeselii* (Gervais, 1835) due to the invasion of *Dikerogammarus villosus* (Sowinsky, 1894) in Lake Constance. ---- *Hydrobiologia* 829, 189-204. <https://doi.org/10.1007/s10750-018-3831-5> .

Gilbert, H., J. Kenny & D. C. Culver 2018. Response of shallow subterranean freshwater amphipods to habitat drying. ---- *Subterranean Biology* 28, 15-28. <https://doi.org/10.3897/subtbiol.28.30700> (*Crangonyx shoemakeri* and *Stygobromus tenuis* burrow into the substrate, *Gammarus minus* does not.)

Gismondi, E. & C. Joaquim-Justo 2019. Relative expression of three key genes involved in the hormonal cycle of the freshwater amphipod, *Gammarus pulex*. ---- *Journal of Experimental Zoology* 331, 227-233. <https://doi.org/10.1002/jez.2256>

Gnohossou, P. & C. Piscart 2019. A new species of *Quadrivisio* (Amphipoda, Maeridae) from coastal tropical lagoons (Benin, West Africa). ---- *European Journal of Taxonomy* 533, 1-14. <https://doi.org/10.5852/ejt.2019.533> (*Q. laleyei* n. sp. (Porto Nove Lagoon, Benin). With a key to all *Quadrivisio* species.)

Golovan, O. A., M. Błażewicz, A. Brandt, A. M. Jażdżewska, P. Józwiak, A. V. Lavrenteva, M. V. Malyutina, V. V. Petryashov, T. Riehl & V. V. Sattarova 2018. Diversity and distribution of peracarid crustaceans (Malacostraca) from the abyss adjacent to the Kuril-Kamchatka Trench. ---- *Marine Biodiversity* 49, 1343. <https://doi.org/10.1007/s12526-018-0908-3> .

Gorokhova, E., G. Martella, N. H. Motwani, N. Y. Tretykova, B. Sundelin & H. V. Motwani 2019. DNA epigenetic marks are linked to reproductive aberrations in amphipods. ---- *BioRxIV*. <https://doi.org/10.1101/594788>

Gouillieux, B. 2019. *Monocorophium acherusicum* (Amphipoda, Corophiidae), a species commensal to Diogenidae in Arcachon Bay, Bay of Biscay. ---- *Crustaceana* 92, 129-135. <https://doi.org/10.1163/15685403-00003858> (Not seen).

Gouillieux, B. & C. Massé 2019. First record of *Monocorophium uenoi* (Stephensen. 1932) (Crustacea: Amphipoda: Corophiidae) in the Bay of Biscay, French Atlantic coast. ---- *BioInvasion Records* 8, 87-95 <https://doi.org/10.3391/bir.2019.8.1.09>

Gouveia, D., C. Almunia, Y. Cogne, O. Pible, D. Degli-Esposti, A. Salvados, S. Cristobal, D. Sheehan, A. Chaumot, O. Geffard & J. Armengaud 2018. Ecotoxicoproteomics: A decade of progress in our understanding of anthropogenic impact of the environment. ---- *Journal of Proteomics* 18, 30423-30428. <https://doi.org/10.1016/j.jprot.2018.12.001> .

Grabner, D. & B. Sures 2019. Amphipod parasites may bias results of ecotoxicological research. ---- *Diseases of Aquatic Organisms* , in press <https://doi.org/10.3354/dao03355> (Microsporidia and Acanthocephala)

- Graf, W., M. Grabowski, M. Hess, U. Heckes, W. Rabitsch & S. Vitecek 2018. Contribution to the knowledge of the aquatic invertebrate fauna of the Vjosa in Albania. ---- In book: The Vjosa in Albania—a riverine system of European significance. *Acta ZooBot Austria* 155, 135-153.
- Griffin, L. P., C. R. Haak, J. W. Brownscombe, C. R. Griffin & A. J. Danylchuk 2018. A comparison of juvenile bonefish diets in Eleuthera, The Bahamas, and Florida, U.S.. ---- *Environmental Biology of Fishes* 102, 2: 147-157. <https://doi.org/10.1007/s10641-018-0822-3> (Amphipods co-dominant in diet)
- Griffiths, C. L. 2019. A new species of *Sunamphitoe* (Amphipoda: Ampithoidae) that bores into the primary fronds of kelps in South Africa. ---- *Journal of Crustacean Biology* 39, 436-439. <https://doi.org/10.1093/jcbiol/ruz016> (*S. roberta* n. sp.)
- Griffiths, C. & J. Landschoff 2018. Unique 'spring-loaded' gnathopod in the recently rediscovered and highly range-restricted estuarine amphipod *Quadrivisio aviceps*. ---- *African Journal of Marine Science* , 219-224. <https://doi.org/10.2989/1814232X.2018.1479308> (An extraordinary and extremely rare amphipod)
- Gudmundsdóttir, R., E. Kornobis, B. K. Kristjánsson & S. Pálsson 2018. Genetic analysis of ciliates living on the groundwater amphipod *Crangonyx islandicus* (Amphipoda: Crangonyctidae). ---- *Acta Zoologica* 99, 188-198. <https://doi.org/10.1111/azo.12204> .
- Guerra-Garcia, J. M., R. Tato & J. Moreira 2018. Caprellidae (Crustacea: Peracarida: Amphipoda) from deep-sea waters off Galicia (NW Iberian Peninsula) with the description of a new genus and three new species. ---- *Zootaxa* 4532, 151-202. <http://dx.doi.org/10.11646/zootaxa.4532.2> (The new taxa are *Liropus vitucoi* n. sp., *L. willyi* n. sp. and *Selvacaprella jimeno* n. gen., n. sp. . *Parvipalpina verrucosa* and *Caprella ciliata* are found 2000km further south than before, and there is a discussion on species taxonomy in the genus *Pseudoprotella*.)
- Gutierrez, J. L., M. Bagur & M. G. Palomo 2019. Algal epibionts as co-engineers in mussel beds: Effects on abiotic conditions and mobile interstitial invertebrates. ---- *Diversity* 11, 17. <https://doi.org/10.3390/d11020017> (*Hyale grandicornis*)
- Halfter, S. & C. O. Coleman 2019. *Chevreuxiopsis franki* gen.n., sp. n. (Crustacea; Amphipoda, Thoriellidae) from the deep sea southwest of Tasmania. ---- *Zoosystematics and Evolution* 95, 125-132. <https://doi.org/10.3897/zse.95.32548> (With a key to all Thoriellidae.)

Halse, S. A. 2018. *Subterranean fauna of the arid zone*. ---- Pp 215-241 in 'On the ecology of Australia's arid zone. [https://doi.org/10.1007/978-3-319-93943-8\\_9](https://doi.org/10.1007/978-3-319-93943-8_9) .

Halse, S. 2019. *Research in calcretes and other deep subterranean habitats outside caves*. ---- Pp 415-434 in O. T. Moldovan et al. (eds) *Cave Ecology*, ECOLSTUD, volume 235. Springer. [https://doi.org/10.1007/987-3-319-98852-8\\_20](https://doi.org/10.1007/987-3-319-98852-8_20) .

Harbert, M. & B. Hudgens 2019. *Amphipod predation on Northern Red-legged Frog embryos*. ---- *Northwestern naturalist* 100, 126-131. <https://doi.org/10.1898/NWN-18-09> (*Crangonyx* spp in California)

Havermans, C., H. Auel, W. Hagen, C. Held, N. S. Ensor & G. A. Tarling 2019. Predatory zooplankton on the move: *Themisto* amphipods in high-latitude marine pelagic food webs. ---- *Advances in Marine Biology* 82, 51-92. <https://doi.org/10.1016/bs.amb.2019.02.002> .

Havermans, C., W. Hagen, W. Zeidler, C. Held & H. Auel 2018. A survival pack for escaping predation in the open ocean: amphipod—pteropod associations in the Southern Ocean. ---- *Marine Biodiversity* 49, 1361-1370. <https://doi.org/10.1007/s12526-018-0916-3> .

Hayduk, J., S. D. Hacker, J. S. Henderson & F. Tomas 2019. Evidence for regional-scale controls on eelgrass (*Zostera marina*) and mesograzer community structure in upwelling-influenced estuaries. ---- *Limnology & Oceanography*, in press. <https://doi.org/10.1002/lno.11102> .

Hiki, K., F. Nakajima, T. Tobino, H. Watanabe & H. Yamamoto 2019. Whole transcriptome analysis of an estuarine amphipod exposed to highway road dust. ---- *Science of the Total Environment* 675, 141-150. <https://doi.org/10.1016/j.scitotenv.2019.04.201> (*Grandidierella japonica*)

Hiki, K, F. Nakajima, T. Tobino & N. Wei 2019. Sediment toxicity testing with the amphipod *Grandidierella japonica* and effects of sediment particle size distribution. ---- *Journal of Water and Environment Technology* 17, 117-126. <https://doi.org/10.2965/jwet.18-076> .

Hohenadler, M. A. A., K. J. Honka, S. Emde, S. Klimpel & B. Sures 2018. First evidence for a possible invasional meltdown among invasive fish parasites. ---- *Scientific Reports* 8, 15085. <https://doi.org/10.1038/s41598-018-33445-4> .

Hose, G. C. & C. Stumpp 2019. Architects of the underworld: bioturbation by groundwater invertebrates influences aquifer hydraulic properties. ---- *Aquatic Sciences* 18, 20. <https://doi.org/10.1007/s00027-018-0613-0> (*Niphargus inopinatus*)

Howarth, F. G. & O. T. Moldovan 2018. *The ecological classification of cave animals and their adaptations*. ---- Pp 41-67 in O. T. Moldovan et al. (eds) *Cave Ecology*, ECOLSTUD, volume 235. Springer. [https://doi.org/10.1007/978-3-319-98852-8\\_4](https://doi.org/10.1007/978-3-319-98852-8_4) .

Hughes, L. E. & A.-N. Lörz 2019. Boring amphipods from Tasmania, Australia (Eophliantidae: Amphipoda: Crustacea). ---- *Evolutionary Systematics* 3, 41-52. <https://doi.org/10.3897/evolsyst.3.35340> (Not at all boring!! Two new eophliantids, *Bircenna hinojosai* n. sp and *B. thieli* n. sp., both from the bull kelp *Durvillea* at Bicheno, Tasmania. With a key to all Eophliantidae.)

Hupało, K. & M. Grabowski 2018. A first insight into the transatlantic population genetic structure of the beach flea, *Platorchestia platensis* (Krøyer, 1845). ---- *BioInvasion Records* 7, 165-170. <https://doi.org/10.3391/bir.2018.7.2.08> .

Hupało, K., M. A. L. Teixeira, T. Rewicz, M. Sezgin, V. Iannilli, G. S. Karaman, M. Grabowski & F. O. Costa 2018. Persistence of phylogeographic footprints helps to understand cryptic diversity detected in two marine amphipods widespread in the Mediterranean basin. ---- *Molecular Phylogenetics and Evolution* 132, 53-66 <https://doi.org/10.1016/j.ympev.2018.11.013> (Up to 12 putative cryptic species found within *Gammarus aequicauda* and *G. insensibilis* s.l. )

Hupało, K., M. A. Teixeira, T. Rewicz, M. Sezgin, V. Iannilli, G. G. Karaman, M. Grabowski & F. O. Costa 2017. Cryptic, but not that much: Mediterranean brackishwater *Gammarus* (Crustacea: Amphipoda) moderately follow trend unraveled in freshwater congeners. ---- *Genome* 60, 947. (Deep genetic divergences also in populations of brackishwater *Gammarus*)

Iannilli, V., A. Di Gennaro, F. Lecce, M. Sighicelli, M. Falconieri, L. Pierelli, G. Poeta & C. Battisti 2018. Microplastics in *Talitrus saltator* (Crustacea, Amphipoda): new evidence of ingestion from natural contexts. ---- *Environmental Science and Pollution Research* 25, 28725-28729. <https://doi.org/10.1007/s11356-018-2932-z> .

Iliffe, T. M. & F. Alvarez 2018. *Research in anchialine caves*. ---- Pp 383-397 in O. T. Moldovan et al. (eds) *Cave Ecology*, ECOLSTUD, volume 235. Springer. [https://doi.org/10.1007/978-3-319-98852-8\\_18](https://doi.org/10.1007/978-3-319-98852-8_18) .

Iritani, R. & T. Sato 2018. Host-manipulation by trophically transmitted parasites: the Switcher paradigm. ---- *Trends in Parasitology* 34, 934-944. <https://doi.org/10.1016/j.pt.2018.08.005> .

Ironside, J. E., S. T. Dalgleish, S. J. Kelly & W. Payne 2018. Sex or food? Effects of starvation, size and diet on sexual cannibalism in the amphipod crustacean *Gammarus zaddachi*. ---- *Aquatic Ecology* 53, 1-7. <https://doi.org/10.1007/s10452-018-9668-1> .

Ito, K., M. Hamaguchi, E. Inomata, Y. Agatsuma & M. N. Aoki 2019. Vertical distribution of epifauna on *Sargassum horneri*, with special reference to the occurrence of bivalve spat. ---- *Plankton & Benthos Research* 14, 114-123. <https://doi.org/10.3800/pbr.14.114>

Jablonska-Barna, I. & J. Koszalka 2020 (sic!). *Biocontamination of the aquatic ecosystems of Northeastern Poland*. ---- Pp 127-139 in *Polish Rivers and basins, Part II*, Springer. [https://doi.org/10.1007/978-3-030-12139-6\\_6](https://doi.org/10.1007/978-3-030-12139-6_6) (Not seen)

Jamieson, A. J., L. S. R. Brooks, W. D. K. Reid, S. B. Piertney, B. E. Narayanaswamy & T. D. Linley 2019. Microplastics and synthetic particles ingested by deep-sea amphipods in six of the deepest marine ecosystems on earth. ---- *Royal Society Open Science* 6: 180667. <https://doi.org/10.1098/rsos.180667>

Jankowska, E., L. N. Michel, G. Lepoint & M. Włodarska-Kowalczyk 2019. Stabilizing effect of seagrass meadows on coastal water benthic food webs. ---- *Journal of Experimental Marine Biology and Ecology* 510, 54-63. <https://doi.org/10.1016/j.jembe.2018.10.004> .

Jarić, I., T. Heger, F. Castro Monzon, J. J. Jeschke, I. Kowak, K. R. McCorkey, P. Pyšek, A. Sagouls & F. Essi 2018. Crypticity in biological Invasions. ---- *Trends in Ecology & Evolution*, in press. <https://doi.org/10.1016/j.tree.2018.12.008> .

Jayachandran, P. R., S. Bijoy-Nandan, M. Jima, N. D. Don Xavier, O. K. Sreedevi, M. P. Prabhakaran & K. J. Joseph 2019. Macrobenthic functional feeding groups in a microtidal monsoonal estuary (Kodungallu-Azhikode estuary, India). ---- *Regional Studies in Marine Science* 25: 100444. <https://doi.org/10.1016/j.rsma.2018.100444> .

Jażdżewska, A. M. & A. Ziemkewicz 2019. A new abyssal amphipod species (Crustacea) from sunken wood described using integrative taxonomy. ---- *Progress in Oceanography* 173, 1-13. <https://doi.org/10.1016/j.pocean.2018.12.012> (*Bathyceradocus hawkingi* n. sp. from E of Kuril-Kamchatka Trench, 5200m)

Jelassi, R., C. Ghemari, H. Khemaissia, M. Raimond, C. Souty-Grosset & K. Nasri-Ammar 2019. An assessment of copper, zinc and cadmium contamination and their ecotoxicological effects in *O. mediterranea* Costa, 1853 (Amphipoda, Talitridae). ---- *Chemistry and Ecology* 35, 361-378.

<https://doi.org/10.1080/02757540.2018.1554062>

Jelassi, R., H. Khemaissia, C. Gheman, M. Raimond, C. Souty-Grosset & K. Nasri-Ammar 2019. Ecotoxicological effects of trace element contamination in talitrid amphipod *Orchestia montagui* Audouin, 1826. ---- *Environmental Science and Pollution Research* 26, 5577-5587. <https://doi.org/10.1007/s11356-018-3974-y> .

<https://doi.org/10.1007/s11356-018-3974-y> .

Jimenez-Ramos, R., L. G. Egen, J. J. Vergara, T. J. Bouma & F. G. Brun 2018. The role of flow velocity combined with habitat complexity as a top-down regulator in seagrass meadows. ----

*Oikos* 128, 64-76. <https://doi.org/10.1111/oik.05452> .

Jin, S., C. Bian, S. Jian, S. Sun, L. Xu, Y. Xion, H. Qiao, W. Zhang, X. You, J. Li, Y. Gono, B. Ma, Q. Shi & H. Fu 2019. Identification of candidate genes for the plateau adaptation of a Tibetan amphipod, *Gammarus lacustris*, through integration of genome and transcriptome sequencing.

---- *Frontiers in Genetics* 10:53. <https://doi.org/10.3389/fgene.2019.00053> .

Johansen, P.-O. & W. Vader 2019. *Paradulichia spinifera* Gurjanova, 1946 (Amphipoda,

Dulichiiidae), a valid species? *Fauna Norvegica* 39, 111-118. <https://doi.org/10.5324/fn.v39i0.2993>

. (Yes, *P. spinifera* is a valid species.)

Johns, T., D. C. Smith, S. Homann & J. A. England 2018. Time-series analysis of a native and a non-native amphipod shrimp in two English rivers. ---- *BioInvasion Records* 7, 101-110. <https://doi.org/10.3391/bir.2018.7.2.01>

(*Dikerogammarus haemobaphes* and *Gammarus pulex*.)

Johnson, W. P., M. J. Butler, J. I. Sanchez & B. E. Wadlington 2019. Development of monitoring techniques for endangered species of endemic invertebrates: an assessment of abundance. ----

*Natural Areas Journal* 9, 150-168. <https://doi.org/10.3375/043.039.0203> (i.a. *Gammarus*

*desperatus*)

Jóźwiał, P., K. Pabis, A. Jaźdźewska & J. Siciński 2018. Taxonomic surrogacy in the diversity

assessment of the soft-bottom macrofauna along a depth gradient of an Antarctic fjord. ---- *Polish*

*Polar Research* 39, 505-524. <https://doi.org/10.24425/118758> .



Just, J. 2018. Review of *Sebadexius* Ledoyer, 1984 (Amphipoda, Dexaminidae, Dexamininae) based on new material from the Phillipines, with *Sebadexius cebuense* sp. nov.. ---- *Zootaxa* 4501, 596-600. <https://doi.org/10.11646/zootaxa.4500.4.9> (*S. cebuense* (recte *cebuensis* WV) from Cebu Island, The Phillipines.)

Just, J. 2019. Siphonoecetini Just, 1983 (Crustacea, Amphipoda, Ischyroceridae) 13: Western Australian species of Bubocorophiina in *Rhinoecetes*, *Cephaloecetes*, *Sinoecetes*, *Borneoecetes* and *Pararhinoecetes* gen. nov.. ---- *Zootaxa* 4554, 101-140. <https://doi.org/10.11646/zootaxa.4554.1.3> (Deals with *Rhinoecetes sinuduopopulus* n. sp. (Two Peoples Bay), *Rh. rockinghamia* n. sp. (Rockingham), *Rh. makritricjoma* n. sp. (Rottnest Island), *Rh. lowryi* n. sp. ((Rottnest Island), *Rh. caetus* n. sp. (Shark Bay), *Rh. karkharius* n. sp. (Shark Bay), *Rh. wamus* n. sp. (Cape Range NP), *Rh. setosus* n. sp. (Cape Range NP), *Borneoecetes minimus* n. sp. (off Port Hedland), *Sinoecetes reni* n. sp. (King George Sound) and *Pararhinoecetes bicornis* n. gen., n. sp. (North West Shelf). A key to all Western Australian Bubocorophiini is included.)

Kaiser, S., A.-N. Lörz, G. Bird, M. Malyutina & D. Bowden 2018. Benthic boundary layer macrofauna from the upper slope of the Chatham Rise (SW Pacific). ---- *Marine Ecology* 39,e12521. <https://doi.org/10.1111/maec.12521> .

Kakkonen, J. E., T. M. Worsfold, C. W. Ashelby, A. Taylor & K. Beaton 2019. The value of regular monitoring and diverse sampling techniques to assess aquatic non-native species: a case study from Orkney. ---- *Management of Biological Invasions* 10, 46-79. <https://doi.org/10.3391/mbi.2019.10.1.04> (i.a. *Caprella mutica*)

Karaman, G. S. 2018. *Niphargus adei* S. Karaman, 1934 (fam. Niphargidae), poorly known species from Samothrake Island, Greece. (Contributions to the knowledge of the Amphipoda 300. ---- *The Montenegrin Academy of Sciences and Arts, Proceedings of the Section of Natural Sciences* 22, 5-20. (Congratulations on nr 300, Gordan!!)

Karaman, G. S. & B. Sket 2019. New genus and species of the family Niphargidae (Crustacea: Amphipoda: Senticaudata), *Chaetoniphargus lubuskensis* gen. nov., sp. nov. from Croatia. ---- *Zootaxa* 4545, 249-263. <http://dx.doi.org/10.11646/zootaxa.4545.2.5> (From Lubuska cave, Northern Velebit Mts, Croatia. A key to niphargid genera is provided.)

Keany, J., M. C. Christman, M. Milton, K. L. Knee, H. Gilbert & D. C. Culver 2018. Distribution and structure of shallow subterranean aquatic arthropod communities in the parklands of Washington D.C.. ---- *Ecohydrology* 12,e2044. <https://doi.org/10.1002/eco.2044> .

Khalzov, I. A., I. V. Mekhanikova & T. Y. Sitnikova 2018. (First data on ectosymbiotic consortia of Infusoria and Prokaryotes associated with amphipods inhabiting the Prolikha underwater hydrothermal vent, Lake Baikal.) ---- *Zoologicheskiy Zhurnal* 97, 1525-1530. (In Russian)

Kobayashi, H., H. Shimoshige, Y. Nakajima, W. Arai & H. Takami 2019. An aluminum shield enables the amphipod *Hirondellea gigas* to inhabit the deep-sea environments. ---- *Plos One* 14 (4), e0206710. <https://doi.org/10.1371/journal.pone.0206710> .

Kodama, K & T. Kawamura 2018. First Japanese record of the genus *Paragrubia* Chevreux, 1901 (Crustacea: Amphipoda: Ampithoidae) from Kumejima Island. ---- *Fauna Ryukyuan* 45, 9-14. [http://w3.u-ryukyu.ac.jp/naruse/lab/Fauna\\_Ryukyuan.html](http://w3.u-ryukyu.ac.jp/naruse/lab/Fauna_Ryukyuan.html) (*Paragrubia vorax*, fully illustrated here)

Kodama, M. & T. Kawamura 2019. A new species of *Bemlos* Shoemaker, 1925 (Amphipoda: Aoridae) from deep water off Tanabe Bay, Japan, with a review of the deep-sea aorids and their adaptations to the deep sea. ---- *Journal of Crustacean Biology* 39, 54-61. <https://doi.org/10.1093/jcbiol/ruy098> (*B. seisui* n. sp. from off Tanabe Bay.)

Könemann, S., Y. Müller, D. Tschentschev, M. Krauss, P. A. Inostroza, I. Brückner, J. Pinnekamp, S. Schiwiy & H. Hollert 2019. Combination of in situ feeding rate experiments and chemical body burden analysis to assess the influence of micropollutants in wastewater on *Gammarus pulex*. ---- *International Journal of Environmental Research and Public Health* 16, 883 <https://doi.org/10.3390/ijerph16050883> .

Korbel, K. L., S. Stephenson & G. C. Hose 2019. Sediment size influences habitat selection and use by groundwater macrofauna and meiofauna. ---- *Aquatic Sciences* 81: 38. <https://doi.org/10.1007/s00027-019-0636-1> .

Korshunova, T., B. Picton, G. Furfaro, P. Mariottini, M. Pontes, J. Prkic, K. Fletcher, K. Malmberg, K. Lundin & A. Martynov 2019. Multilevel fine-scale diversity challenges the 'cryptic species' concept. ---- *Scientific Reports* 9: 6732 <https://doi.org/10.1038/s41598-019-42297-5> .

Kosnicki, E. & E. Julius 2019. *Life-history aspects of Stygobromus pecki*. ---- The Edwards Aquifer Authority, San Antonio, 75 pp (Almost a monograph on this rare species.)

Kosnicki, E., E. P. Julius & J. R. Gibson 2019. Variation in the number of lateral telson spines of *Stygobromus flagellatus* (Benedict, 1896) (Amphipoda: Crangonyctidae), a subterranean species from Texas, USA. ---- *Journal of Crustacean Biology* 39, 186-188. <https://doi.org/10.1093/jcabi/ruy106> .

Kováč, E. 2019. *Ice Caves* ---- PP 331-349 in O. T. Moldovan et al. (eds) *Cave Ecology*, ECOLSTUD, volume 235. Springer. [https://doi.org/10.1007/978-3-319-98852-8\\_15](https://doi.org/10.1007/978-3-319-98852-8_15) .

Kurina, E. M. & D. G. Seleznev 2019. Analysis of the patterns of organization of species complexes of Ponto-Caspian and Ponto-Azovian macrozoobenthos in the middle and lower Volga reservoirs. ---- *Russian Journal of Ecology* 50, 65-74. <https://doi.org/10.1134/S1067413619010053> .

Labay, V. S. 2018. *Cognateosymtes serraticoxae*, new genus, new species, a pleustid amphipod from the Sea of Japan (Crustacea: Amphipoda: Gammaridea: Pleustidae: Eosymtinae). ---- *Zootaxa* 4521, 256-262. <http://dx.doi.org/10.11646/zootaxa.4521.2.4> (From the shelf of W. Sakhalin Island.)

Labay, V. 2019. Review of amphipods of the genus *Cryptodius* Moore, 1992 (Amphipoda: Ochlesidae) from the coastal waters of Sakhalin Island (Far east of Russia). ---- *Zootaxa* 4603, 501-519. <https://doi.org/10.11646/zootaxa.4603.3.4> (Deals with *C. sakhalinensis* n. sp. (Shelf of north-eastern Sakhalin) and *C. kelleri*. A key to *Cryptodius* spp is provided and the status of *Odius* vs *Cryptodius* discussed.)

Landrum, P. F., T. D. Fontaine, W. R. Faust B. J. Eadle & G. A. Lang 2018. *Modeling the accumulation of polycyclic aromatic hydrocarbons by the amphipod Diporeia (spp)*. ----Chapter 5 in F. A. P. C. Gobas (ed.) *Chemical dynamics in freshwater ecosystems* <https://www.glerl.noaa.gov/pubs/fulltext/1992/19920045.pdf> .

Leduc, D & Z. Q. Zhao 2018. Phylogenetic position of the parasitic nematode *Trophomera* (Nematoda, Benthimermithidae): A molecular analysis. ---- *Molecular Phylogenetics and Evolution* 132, 177-182. <https://doi.org/10.1016/j.ympev.2018.12.005> (A parasite of deep-sea amphipods.)

Lee, C., S. Hong, J. Noh, J. Lee, S. J. Yoon, J. Kim, H. Kim, B.-O. Kwon, H. Lee, S. Y. Ha, J. Ryu, J.-J. Kim, K. K. Kwon, U. H. Yim & J. S. Khim 2019. Comparative evaluation of bioremediation techniques on oil contaminated sediments in long-term recovery of benthic community health. ----

*Environmental Pollution* 252, 137-145. <https://doi.org/10.1016/j.envpol.2019.05.100>  
(*Monocorophium uenoi*)

Lee, S.-H., S. H. Lee, B.-J. Lim, M. K. Kim & M-H. Shin 2019. The complete mitochondrial genome of *Ampithoe lacertosa* Spence Bate, 1858 (Crustacea: Amphipoda: Ampithoidae). ---- *Mitochondrial DNA Part B, Resources* 4, 750-751. <https://doi.org/10.1080/23802359.2019.1565965> .

Lee, S.H., K. Wongkamhaeng, S.H. Lee & M. H. Shin 2019. The complete mitochondrial genome of *Pleonexes koreana* (Kim & Kim, 1988) (Crustacea;: Amphipoda: Ampithoidae). ---- *Mitochondrial DNA part B, Resources* 4, 787-788. <https://doi.org/10.1080/23802359.2019.1566793> .

Lewin, I., D. Halabowski & Z. Rymarski 2018. The first records of the occurrence of a North American invader *Gammarus tigrinus* Sexton, 1939 in the tributaries of the upper Vistula River. ---- *Knowledge and Management of Aquatic Ecosystems* 419—31. <https://doi.org/10.1051/kmae/2018021> .

Loeza- Quintana, T., C. M. Carr, T. Khan, Y. A. Bhatt, S. P. Lyon, P. D. N. Hebert & S. J. Adamowicz 2018. Recalibrating the molecular clock for Arctic marine invertebrates based on DNA barcodes. ---- *Genome* 62, 200-216. <https://doi.org/10.1139/gen-2018-0107> .

Lopes, A. R., F. O. Borges, C. Figueiredo, E. Sampaio, M. Diniz, R. Rosa & T. F. Grilo 2019. Transgenerational exposure to ocean acidification induces biochemical distress in a keystone amphipod species (*Gammarus locusta*). ---- *Environmental Research* 170, 168-177. <https://doi.org/10.1016/j.envres.2018.12.040> .

López, B. A., E. C. Macaya, R. Jeldras, N. Valdivia, C. C. Bonta, F. Tala & M. Thiel 2018. Spatio-temporal variability of strandings of the southern bull kelp *Durvillaea antarctica* (Fucales, Phaeophyceae) on beaches along the coast of Chile—linked to local storms. ---- *Journal of Applied Phycology* 31, 2159-2173. <https://doi.org/10.1007/s10811-018-1705-x> .

Lourenco, R. A., C. A. Magalhães, S. Taniguchi, S. G. L. Siqueira, G. B. Jacobucci, F. P. P. Leite & M. C. Bicego 2019. Evaluation of macroalgae and amphipods as bioindicators of petroleum hydrocarbons input into the marine environment. ---- *Marine Pollution Bulletin* 145, 564-568. <https://doi.org/10.1016/j.marpolbul.2019.05.052> .

Lowman, H. E., K. A. Emery, L. Kubler-Dudgeon, J. E. Dugan & J. M. Melack 2019. Contribution of macroalgal wrack consumers to dissolved inorganic nitrogen concentrations in intertidal pore waters of sandy beaches. ---- *Estuarine, Coastal and Shelf Science* 219, 363-371. <https://doi.org/10.1016/j.ecss.2019.02.004> .

Lowry, J. K. & A. A. Myers 2019. New genera of Talitridae in the revised superfamily Talitroidea Bulycheva 1957 (Crustacea, Amphipoda, Senticaudata). ---- *Zootaxa* 4553, 1-100. <https://doi.org/10.11646/zootaxa.4553.1.1> (The authors have gone through the Talitridae with the fine Delta comb, and erected a large number of new genera. These are not listed here, but of course occur in the taxonomic 'New Taxa' listings below. The status of a number of species incertae sedis is discussed on pp 91-92.)

Lowry, J. K., A. A. Myers & T. Nakano 2019. Replacement names for four preoccupied talitrid genus-group names proposed by Lowry & Myers in 2019 (Crustacea, Amphipoda, Senticaudata). ---- *Zootaxa* 4615, 395-396. <http://dx.doi.org/10.11646/zootaxa.4615.2.11> (The new names are *Fleuriella* (for *Fleuria*), *Deshurleyella* (for *Hurleyella*), *Richardsoniella* (for *Tasmanella*), and *Kohuroa* (for *Wairua*.)

Lüderwald, S., T. Schell, K. Newton, R. Salau, F. Seitz, R. R. Rosenfeldt, V. Dackermann, G. Metreveli, R. Schulz & M. Bundschuh 2019. Exposure pathway dependent effects of titanium dioxide and silver nanoparticles on the benthic amphipod *Gammarus fossarum*. ---- *Aquatic Toxicology* 212, 47-53. <https://doi.org/10.1016/j.aquatox.2019.04.016>

Luttikhuisen, P. C., J. Beermann, R. P. M. A. Crooijmans, R. G. Jak & J. W. P. Coolen 2019. Low genetic connectivity in a fouling amphipod among man-made structures in the southern North Sea. ---- *Marine Ecology Progress Series* 615, 133-142. <https://doi.org/10.3354/meps12929> (*Jassa herdmanni*)

Lutz, M. L., T. E. Minchinton & A. R. Davis 2019. Differences in architecture between native and non-indigenous macroalgae influence associations with epifauna. ---- *Journal of Experimental Marine Biology and Ecology* 514-515, 75-86. <https://doi.org/10.1016/j.jembe.2019.03.006> .

Machado, G. B. de Oliveira 2018. Association of amphipods with seaweeds, effects of algal host identity, predation and amphipod feeding behavior. ---- PhD Thesis Unicamp (Not Seen) <http://repositorio.unicamp.br/jspui/handle/REPOSIP/332025> .

Machado, G. B. O., A. P. Ferreira, M. Bueno, S. G. L. Siqueira & F. P. P. Leite 2019. Effects of macroalgal host identity and predation on an amphipod assemblage from a subtropical rocky shore. ---- *Hydrobiologia* 836, 65-81 <https://doi.org/10.1007/s10750-019-3941-8> (A Brazilian study)

Machado, G. B. O., A. P. Ferreira & F. P. P. Leite 2019. Testing the importance of predation refuge vs. food quality in determining the use of macroalgal hosts by a generalist marine mesograzer. ---- *Marine Biology* 166:55. <https://doi.org/10.1007/s00227-019-3502-8> (*Cymadusa filosa*)

Macintosh, H., F. Althaus, A. Williams, J. E. Tanner, F. Alderslade, S. T. Ahyong, N. Bax, F. Criscione, A. L. Crowther, C. A. Farrelly, J. K. Finn, L. Goodie, K. Gowley-Holmes, A. M. Hose, E. Kupriyanova, C. Mah, A. W. McCallum, K. L. Merrin, A. Miskelly, T. Molodtsova, A. Murray, T. D. O'Hara, P. M. O'Loughlin, H. Paxton, A. L. Reid, S. J. Sorokin, D. Staples, G. Walker-Smith, E. Whitfield & R. S. Wilson 2018. Invertebrate diversity in the deep Great Australian Bight (200-5000m). ---- *Marine Biodiversity Records* (2018) 11, 23 <https://doi.org/10.1186/s41200-018-0158-x> (Amphipods apparently not specially studied.)

MacNeil, C. 2019. Predatory impacts of the invasive 'killer shrimp' *Dikerogammarus villosus* on a resident amphipod and isopod (Crustacea: Malacostraca) are influenced by water quality and habitat type. ---- *Hydrobiologia* 833, 53-64. <https://doi.org/10.1007/s10750-018-3881-8> (The resident amphipod is *Crangonyx pseudogracilis*).

MacNeil, C. 2019. Differences in the abilities of native and invasive amphipods to tolerate poor water quality and recolonize degraded habitats. ---- *Hydrobiologia* 834, 119-129. <https://doi.org/10.1007/s10750-019-3916-9> .

MacNeil, C. & M. Briffa 2019. Fear alone reduces energy by resident 'keystone' prey threatened by an invader; a non-consumptive effect of 'killer shrimp' invasion of freshwater ecosystems is revealed. ---- *Acta Oecologica* 98, 1-5. <https://doi.org/10.1016/j.actao.2019.05.001> .

Madyarova, E. V., Z. M. Shatilina, Y. A. Shorokova, Y. A. Rzhchitsky, U. A. Vasilyeva, D. V. Lozovoy, D. V. Axenov-Gribanov & M. A. Timofeyev 2018. (The estimation of impact of water-soluble fraction crude oil to deep-water Baikal amphipod *Ommatogammarus carneolus melanophthalmus*). ---- *Journal of Stress Physiology*, 4. <https://cyberleninka.ru/article/n/the->

[estimation-of-impact-of-water-soluble-fraction-crude-oil-to-deep-water-baikal-amphipod-ommatogammarus-carneolus-melanophthalmus](#) (In Russian)

Mahi, A., T. Di Lorenzo, B. Haicha, N. Belaidi & A. Taleb 2019. Environmental factors determining regional biodiversity patterns of groundwater fauna in semi-arid aquifers of northwest Algeria. ---- *Limnology* 20, 309-320. <https://doi.org/10.1007/s10201-019-00579-x> .

Mammola, S., E. Piano, P. Cardoso, P. Vernon, D. Dominguez-Villar & M. Isaia 2019. Climate change going deep: the effects of global climatic alterations on cave ecosystems. ---- *The Anthropocene Review* 6, 98-116. <https://doi.org/10.1177/2053019619851594> .

Mangano, M. C., F. Ape & S. Mirto 2019. The role of two non-indigenous serpulid tube worms in shaping artificial hard substrata communities: case study of a fish farm in the central Mediterranean Sea. ---- *Aquaculture Environment Interactions* 11, 41-51. <https://doi.org/10.3354/aei00291> .

Marin, I. N. 2019. Crustacean 'cave fishes' from the Arabika karst massif (Abkhazia, Western Caucasus) new species of stygobiotic crustacean genera *Xiphocaridinella* and *Niphargus* from the Gegskaya Cave and adjacent area. ---- *Arthropoda Selecta* 28, 225-245. <https://doi.org/10.15298/arthsel.28.2.05> (*Niphargus gegi* n. sp. )

Marin, I. & S. Sinelnikov 2018. An association of *Stenula bassarginensis* (Gurjanova, 1948) (Crustacea: Amphipoda: Stenothoidae) and *Tubularia cf indivisa* Linnaeus, 1758 (Cnidaria: Tubulariidae) in the coastal waters of the Sea of Japan. ---- *Ukrainian Journal of Ecology* 8, 335-339.

Martin, C. W. & E. M. Swenson 2018. Herbivory of oil-exposed submerged aquatic vegetation *Ruppia maritima*. ---- *Plos One* 13 (12), e0208463. <https://doi.org/10.1371/journal.pone.0208463> .

Martinez, A. & B. C. Gonzalez 2019. *Volcanic anchialine habitats of Lanzarote*. ---- Pp 399-414 in O. T. Moldovan et al. (eds) *Cave Ecology*, ECOLSTUD, volume 235. Springer. [https://doi.org/10.1007/978-3-319-98852-8\\_19](https://doi.org/10.1007/978-3-319-98852-8_19)

Martínez-Laiz, G., A. Ulman, M. Ros & A. Marchini 2019. Is recreational boating a potential vector for non-indigenous peracarid crustaceans in the Mediterranean Sea? A combined biological and social approach. ---- *Marine Pollution Bulletin* 140, 403-415. <https://doi.org/10.1016/j.marpolbul.2019.01.050> (Yes, it is.)

Mateos-Cárdenas, A., D. T. Scott, G. Seitmaganbetova, F. N. A. M. van Pelt, J. O'Halloran & M. A. K. Jansen 2019. Polyethylene microplastics adhere to *Lemna minor* (L.), yet have no effect on plant growth or feeding by *Gammarus duebeni* (Lillj.). ---- *Science of the Total Environment* 689, 413-421. <https://doi.org/10.1016/j.scitotenv.2019.06.359> .

Mathers, K. L., M. J. Hill, C. D. Wood & P. J. Wood 2019. The role of fine sediment characteristics and body size on the vertical movement of a freshwater amphipod. ---- *Freshwater Biology* 64, 152-163. <https://doi.org/10.1111/fwb.13202> (*Gammarus pulex*)

Mathers, K. L., S. P. Rees & P. J. Wood 2019. Predator, prey, and substrate interactions: the role of faunal activity and substrate characteristics. ---- *Ecosphere* 10, e02545 <https://doi.org/10.1002/ecs2.2545> (The prey is *Gammarus pulex*)

Mauvisseau, Q., J. Davy-Bowker, D. Bryson, G. R. Souch, A. Burian & M. Sweet 2019. First detection of a highly invasive freshwater amphipod *Crangonyx floridanus* (Bousfield, 1963) in the United Kingdom. ---- *BioInvasion Records* 8, 1-7. <https://doi.org/10.3391/bir.2019.8.1.01> (First European records, but the species may earlier have been confused with *C. pseudogracilis*)

Mauvisseau, Q., C. Troth, E. Young, A. Burian & M. Sweet 2019. The development of an eDNA based detection method for the invasive shrimp *Dikerogammarus haemobaphes*. ---- *Management of Biological Invasions* 10, in press.

Mayén-Estrada, R. & L. R. Pinto Utz 2018. A checklist of species of Vorticellidae (Ciliophora: Peritricha) epibionts of crustaceans. ---- *Zootaxa* 4500, 301-328. <https://doi.org/10.11646/zootaxa.4500.3.1> .

McGovern, M., J. Berge, B. Szymczycha, J. M. Węśławski & P. E. Renaud 2018. Hyperbenthic food-web structure in an Arctic fjord. ---- *Marine Ecology Progress Series* 603: 29-46. <https://doi.org/10.3354/meps12713> (Amphipods listed in table 3)

Mehenaoui, K., S. Leguy, T. Serchi, F. Guérol, L. Giamberini, A. C. Gutleb & S. Cambier 2018. Identification of reference genes for RT-qPCR data normalization in *Gammarus fossarum*. ---- *Scientific Reports* 8, 15225. <https://doi.org/10.1038/s41598-018-33561-1>

Mei, L. I., P. E. I. Jianchuan, F. U. Yong & G. U. O. Xiaoli 2018. (Effect of surfactants on the combined toxicity of TiO<sub>2</sub> nanoparticles and zinc ions). ---- *Environmental Chemistry* 37, 2730-2739. <https://doi.org/10.1016/j.jes.2018.02.016> (In Chinese)



Mekhanikova, I. V. 2017. (Amphipods (Crustacea, Amphipoda) of the stony littoral area at Cape Beryozova, southern Baikal). ----- *Bulletin of Moscow Society of Naturalists* 122-3. 28-37. (In Russian)

Mekhanikova, I. V. & S. S. Vorobyeva 2018. (On the diet of the symbiotic amphipod, *Brandtia parasitica* (Crustacea, Amphipoda) , living on ill Baikal sponges of the family Lubomirskiidae in southern Lake Baikal). ---- *Zoologicheskii Zhurnal* 97(2), 131-135. <https://doi.org/10.7868/S0044513418020010> ( In Russian. Main part of diet is detritus and planktonic diatoms. *Brandtia* did not feed on the blue-green algae that coat ill sponges.)

Michaud, K. M., K. A. Emery, J. E. Dugan, D. M. Hubbard & R. J. Miller 2019. Wrack resources use by intertidal consumers on sandy beaches. ---- *Estuarine, Coastal and Shelf Science* 221, 66-71. <https://doi.org/10.1016/j.ecss.2019.03.014> (*Megalorchestia* spp.)

Mijošek, T., V. Filipović Marijić, Z. Dragun, D. Ivanković, N. Krasnići, M. Erk, S. Gottstein, J. Lajtner, M. Serić Perić & R. Motoničkin Kepčija 2019. Comparison of electrochemically determined metallothionein concentrations in wild freshwater salmon fish and gammarids and their relation to total and cytosolic metal levels. ---- *Ecological Indicators* 105, 188-198. <https://doi.org/10.1016/j.ecolind.2019.05.069> (*Gammarus balcanicus* and *Echinogammarus acarinatus*)

Mikhaylova, T. A., D. A. Aristov, A. D. Naumov, S. S. Malavenda, O. N. Savchenk & K. L. Bijagov 2019. Diversity and structure of epibenthic communities of the red algae zone in the White Sea. ---- *Polar Biology* 42, 953-968. <https://doi.org/10.1007/s00300-019-02488-2>

Miller, T. H., K. T. Ng, S. T. Bury, S. E. Bury N. R. Bury & L. P. Barron 2019. Biomonitoring of pesticides, pharmaceuticals and illicit drugs in a freshwater invertebrate to estimate toxic or effect pressure. ---- *Environment International* 129, 595-606. <https://doi.org/10.1016/j.envint.2019.04.038> (i.a. *Gammarus pulex*)

Minchin, D., K. Arbačiauskas, D. Daunys, E. Elzhova, N. Grudulle, J. Kotta, N. Molchanova, S. Olenin, G. Višinskienė & S. Strake 2019. Rapid expansion and facilitating factors of the Ponto-Caspian invader *Dikerogammarus villosus* within the eastern Baltic Sea. ---- *Aquatic Invasions* 14, 165-181. <https://doi.org/10.3391/ai.2019.14.2.02>

Moldovan, O. T. 2018. *An overview on the aquatic cave fauna*. ---- Pp 173-194 in O. T. Moldovan et al. (eds). *Cave Ecology*. Ecological Studies 235. Springer. [https://doi.org/10.1007/978-3-319-98852-8\\_8](https://doi.org/10.1007/978-3-319-98852-8_8)

Momtazi, F., A. Maghsoudlou & J. Just 2018. A new species of *Cephaloecetes* (Bubocorophiina) from the Iranian coasts of the Gulf of Oman and the Hormuz Strait (Crustacea: Amphipoda: Siphonoecetini). ---- *Zootaxa* 4501, 128-134. <http://dx.doi.org/10.11646/zootaxa.4504.1.7> (*C. ungulatus* n. sp. from Chadabar Bay, Gulf of Oman, Iran.)

Montemayor, D. J., A. D. Canepuccia, J. Farina, M. Addino, M. Valiñas & O. Iribarne 2019. Effects of *Spartina* wrack on surface-active arthropod assemblage under different environmental contexts in Southwest Atlantic salt marshes. ---- *Estuaries and Coasts* 42, 1104-1126. <https://doi.org/10.1007/s12237-018-00509-7> .

Moore, P. G. 2018. *Lembos websteri* Bate, 1857 (Crustacea: Amphipoda) honoured the dredger-naturalist William Webster (c. 1815-1881). ---- *Archives of Natural History* 45, 372-375. <https://doi.org/10.3366/anh.2018.0529> .

Moraes, M. L. L. de 2018 (*Temporal variation of vagile macrofauna-specially Amphipoda— associated with the Sargassum furcatum of the São Sebastião Island*.) ---- PhD Thesis, University of Campinas (Not seen)

Morales-Nuñez, A. G. & P. Chignu 2019. Abundance, distribution, and species composition of amphipods associated with macroalgae from shallow waters of the Maryland Coastal Bays, USA. ---- *Marine Biodiversity* 49, 175-191. <https://doi.org/10.1007/s12526-017-0779-z> .

Mosbahi, N., M. M. Serbaj, J.-P. Pezy, L. Neifar & J.-C. Dauvin 2019. Response of benthic macrofauna to multiple pressures in the shallow coastal zone south of Sfax (Tunisia, central Mediterranean Sea). ---- *Environmental Pollution* 253, 474-487. <https://doi.org/10.1016/j.envpol.2019.06.080> .

Moškrič, A. & R. Verovnik 2019. Five nuclear protein-coding markers for establishing a robust phylogenetic framework of niphargid crustaceans (Niphargidae: Amphipoda) and new molecular sequence data. ---- *Data in Brief* 25, 104134 <https://doi.org/10.1016/j.dib.2019.104134>

Mottaghi, A. 2019. Comparing the diversity of interstitial crustaceans at natural and artificial/degraded beaches in Okinawa. ---- *Regional Studies in Marine Science* 29: 100685. <https://doi.org/10.1016/j.rsms.2019.100685>

[doi.org/10.1016/j.rsma.2019.100685](https://doi.org/10.1016/j.rsma.2019.100685) (Amphipods, primarily Ampithoidae and Dogielinotidae, identified and studied molecularly, but not named.)

Myers, A. A. & A. Desiderato 2019. A new genus and species of Aoridae (Amphipoda, Senticaudata), *Propejanice lagamarensis* gen. nov. sp. nov. from Brazil. ---- *Zootaxa* 4629, 287-293. <http://dx.doi.org/10.11646/zootaxa.4629.2.11> (*Propejanice lagamarensis* n. gen., n. sp. from Antonina, Parana, Brazil. The genera *Janice* and *Propejanice* belong in the Aoridae, not Unciolidae))

Myers, A. A., J. K. Lowry & R. S. K. Barnes 2018. First record of the genus *Eriopisella* Chevreux, 1920 (Crustacea, Amphipoda, Senticaudata, Eriopisidae) from Australia, with the description of a new species, *Eriopisella moretoni* sp. nov. ---- *Zootaxa* 4514, 256-262. <http://dx.doi.org/10.11646/zootaxa.4514.2.8> (*E. moretoni* n. sp. from Moreton Bay, Queensland. With a key to world *Eriopisella* spp.)

Myers, A. A., R. A. Sreepada & S. V. Sanaye 2019. A new species of *Grandidierella* Coutière, 1904, *G. nioensis* sp. nov. (Amphipoda, Aoridae), from the east coast of India. ---- *Zootaxa* 4541, 119-124. <http://dx.doi.org/10.11646/zootaxa.4544.1.7> ( From Machilipatnam, Andhra Pradesh. With a key to the *G. mahafalensis* species complex).

Nakamura, Y., T. Nakano, Y. Ota & K. Tomikawa 2019. A new species of the genus *Elasmopus* from Miyako Island, Japan (Crustacea, Amphipoda, Maeridae). ---- *Zootaxa* 4544, 395-406. <https://doi.org/10.11646/zootaxa.4544.3.5> (*E. nkjaf* n. sp.; Miyako Island is in the Ryu Kyu Islands. A key to all *Elasmopus* in Japanese waters is provided.)

Nakano, T. 2018. Mandatory changes of specific names to agree in gender with *Talitriator* Methuen, 1913, which is masculine (Crustacea: Amphipoda: Talitridae). ---- *Zootaxa* 4483: 188-190. <http://www.mapress.com/j/zt/article/view/zootaxa.4483.1.8/16060> (*Talitriator setosa* and *T. calva* should change to *T. setosus* and *T. calvus* respectively)

Nakano, T. & K. Tomikawa 2018. Reassessment of the groundwater amphipod *Paramoera relictata* synonymiizes the genus *Relictomoera* with *Paramoera* (Crustacea: Amphipoda: Pontogeneiidae). ---- *Zoological Science* 35, 459-467. <https://doi.org/10.2018/zs180058> (*P. relictata* fully redescribed and molecularly characterized. The genus *Relictomoera* was based on an erroneous observation.)

Nakano, T., K. Tomikawa & M. J. Grygier 2018. Rediscovered syntypes of *Procrangonyx japonicus*, with nomenclatural consideration of some crangonyctoidean subterranean amphipods (Crustacea: Amphipoda: Allocrangonyctidae, Niphargidae, Pseudocrangonyctidae). ---- *Zootaxa* 4532, 86-94. <http://dx.doi.org/10.11646/zootaxa.4532.1.4> (*Procrangonyx* has been validly described and *Eocrangonyx* is an objective junior synonym, based on the same type species. The date of publication of some Schellenberg papers is discussed.)

Ng, C. S. L., K. B. Toh, T. C. Toh, J. Y. Ng, P. R. Cheo, K. Tun & L. M. Chou 2019. Distribution of soft bottom macrobenthic communities in tropical marinas of Singapore. ---- *Urban Ecosystems* 22, 443-453. <https://doi.org/10.1007/s11252-019-0828-4> .

Ólafsdóttir, J. H., J. G. Þorbjörnsson, B. J. Kristjánsson & J. S. Ólafsson 2019. Invertebrate biodiversity in cold groundwater fissures in Iceland. ---- *Ecology and Evolution* 9(11), 6399-6409 <https://doi.org/10.1002/ece3.5213> (No amphipods)

Østensvig, L. C. H. 2019. *A faunistic study of the amphipod-fauna of Hjeltefjord, West-Norway*. ---- M. Sc Thesis, Univ. of Bergen, Norway. <http://hdl.handle.net/1956/20424>

Ötero-Ferrer, F., E. Mannardi, M. Cosme, A. Falace, J. A. Montiel-Nelson, F. Espino, R. Haroun & F. Tuya 2019. Early-faunal colonization patterns of discrete habitat units: A case study with rhodolith-associated vagile macrofauna. ---- *Estuarine, Coastal and Shelf Studies* 218, 9-22. <https://doi.org/10.1016/j.ecss.2018.11.020>

Özbek, M. & M. O. Güloğlu 2019. A second new amphipod species from the Peymirlikönü Cave (EGMA Cave): *Gammarus egmao* sp. nov. (Crustacea: Amphipoda). ---- *Ege Journal of Fisheries and Aquatic Sciences* 36, in press (Not seen)

Ozga, A. V., V. da S de Castro & D. de S. Castiglione 2018. Population structure of two freshwater amphipods (Crustacea: Peracarida: Hyalellidae) from southern Brazil. ---- *Nauplius* 26, e 2018025 <http://dx.doi.org/10.1590/2358-2936e2018025> (*H. georginae* and *H. gauchensis*)

Pacioglu, O., N. Ianovici, M. N. Filimon, A. Sinitean, G. Iacob, H. Barabas, A. Pahomi, A. Acs, H. Muntean & L. Pârvulescu 2019. The multifaceted effects induced by floods on the macroinvertebrate communities inhabiting a sinking cave stream. ---- *International Journal of Speleology* 48, 167-177. <https://doi.org/10.5038/1827-806X.48.2.2239> .

Palatov, D. M. & A. M. Sokolova 2019. Stygobiotic faunal elements in spring assemblages of West Transcaucasia. ---- *Ecosystem Trasformation* 2, 35-43. (Not seen) [http://www.ecosysttrans.com/publikatsii/detail\\_page.php?ID=95](http://www.ecosysttrans.com/publikatsii/detail_page.php?ID=95)

Pandey, V. & G. Thiruchitrabalam 2019. Spatial and temporal variability of sandy intertidal microbenthic communities and their relationship with environmental factors in a tropical island. ---- *Estuarine, Coastal and Shelf Science* 224, 73-83. <https://doi.org/10.1016/j.ecss.2019.04.045>  
(A study from the Andaman Islands)

Pařil, P., C. Leigh, M. Polářek, R. Sarremejane, P. Řezničková, A. Dostálová & R. Stubbington 2019. Short-term streambed drying events alter amphipod population structure in a central European stream. ---- *Fundamental and Applied Limnology*, in press. <https://doi.org/10.1127/fal/2019/1164> (*Gammarus fossarum*)

Parry, R. & S. Asgari 2019. Discovery of novel crustacean and cephalopod flaviviruses: insights into evolution and circulation of flaviviruses between marine invertebrates and vertebrate hosts. ---- *Journal of Virology*, in press <https://doi.org/10.1128/JVI.00432-19> (i.a. from *Gammarus chevreuxi* and *G. pulex*.)

Patel, T., H. Robert, C d'Udekem d'Acoz, K. Martens, I. de Mesel, S. Degraer & I. Schön 2018. Biogeography and community structure of abyssal scavenging Amphipoda (Crustacea) in the Pacific Ocean. ---- *Biogeosciences Discussion*, in review. <https://doi.org/10.5194/bg-2018-347> .

Pauli, N.-C., F. Paiva & E. Briski 2018. Are Ponto-Caspian species able to cross salinity barriers? A case study of the gammarid *Pontogammarus maeoticus*. ---- *Ecology and Evolution* 8(19), 9817-9826. <https://doi.org/10.1002/ece3.4461> (Yes to lower salinity, no to higher salinity - for this species...)

Paz-Rios, C. E. & D. Pech 2019. *Gammaropsis elvirae* sp. nov., a widely distributed amphipod (Amphipoda: Photidae) in the Yucatan Shelf, with ecological comments and a key to the genus in tropical America. ---- *Zootaxa* 4555, 359-371. <http://dx.doi.org/10.11646/zootaxa.4555.3.5> (*G. elvirae* n. sp. from Northern Yucatan Shelf, Mexico)

Paz-Rios, C. E., N. Simões & D. Pech 2019. Species richness and spatial distribution of benthic amphipods (Crustacea: Peracarida) in the Alacranes Reef National Park, Gulf of Mexico. ---- *Marine Biodiversity* 49, 673-682. <https://doi.org/10.1007/s12526-017-0843-8> .

Peres, P. A., M. Azevedo-Silva, S. C. S. Andrade & F. P. P. Leite 2019. Is there host-associated differentiation in marine herbivorous amphipods? ---- *Biological Journal of the Linnean Society* 126, 885-898. <https://doi.org/10.1093/biolinnean/bly202> (Not found in *Cymadusa filosa*)

Perez Schultheiss, J., L. Fernandez Parra & K. Ayala 2018. (Taxonomic revision of the genus *Orchestoidea* Nicolet, 1849 (Crustacea: Amphipoda: Talitridae).) ---- pp 79-96 in Informe del Fondo de Apoyo para la Investigación Patrimonial (Faip) (In Spanish. Two new species are described , but not named)

Perrot-Minot, M.-J., A. Chaumot, G. Caillot, H. Quéau, N. Delorme & O. Geffard 2018. Combined effects of parasitism and anthropogenic stressors in the freshwater amphipod *Gammarus fossarum*: Impacts on multiple traits. ---- P. 360 in In: Update on selected topics in acanthocephalan parasites research. *Helminthologia* 55, 350-362.

<https://doi.org/10.2478/helm-2018-0023>

Peschke, K., Y. Capowiez, H.-R. Köhler, K. Wurm & R. Triebkorn 2019. Impact of wastewater treatment plant upgrade on amphipods and other macroinvertebrates: individual and community responses. ---- *Frontiers in Environmental Science* 7, 64. <https://doi.org/10.3389/fenvs.2019.00064> .

Pezy, J.-P., C. Delecryn, A. Baffreau, O. Basuyaux & J.-C. Dauvin 2019. Anthropogenic impact of oyster farming on macrofauna biodiversity in an eelgrass (*Zostera marina*) ecosystem of the English Channel. ---- *Ecological Indicators* 106, 105480. <https://doi.org/10.1016/j.ecolind.2019.105480> .

Picone, M., M. Bergamin, E. Delaney & A. Volpi Ghirandini 2018. Assessment of whole-sediment chronic toxicity using sub-lethal endpoints with *Monocorophium insidiosum*. ---- *Ecotoxicology* 27(9), 1237-1248. <https://doi.org/10.1007/s10646-018-1977-6> .

Piertney, S. B. & A. Jamieson 2018. *Genetic structure within and between deep-ocean trenches in the hadal amphipod Bathycallisoma*. ---- P. 33 in 50<sup>th</sup> Population genetics Group Meeting 2017. (*B. schellenbergi*)

Podlesińska, W. & H. Dąbrowska 2018. Amphipods in estuarine and marine quality assessment—a review. ---- *Oceanologia* 61, 179-196. <https://doi.org/10.1016/j.oceano.2018.09.002>

- Polgar, J., D. Zeballos, J. Vargas, M. Aldana, P. Manriquez, K. Manriquez, P. A. Quijon, S. Widdicombe, C. Anguita, D. Quintanilla & C. Duarte 2018. Endogenous cycles, activity patterns and energy expenditure of the intertidal fish is modified by Artificial Light Pollution at Night (ALAN). ---- *Environmental Pollution* 244, 361-366. <https://doi.org/10.1016/j.envpol.2018.10.063>
- Poore, A. G. B., L. Gutow, A.-N. Lörz & M. Thiel 2018. Nest building by a small mesograzer limits blade size of the giant kelp *Macrocystis pyrifera*. ---- *Marine Biology* 165: 184 <https://doi.org/10.1007/s00227-018-3444-6> (*Pseudopleonexes lessoniae*)
- Power, C., J. Balli-Garza, D. Evans, B. F. Nowak, A. R. Bridle & N. J. Bott 2019. Detection of *Miamiensis avidus* (Ciliophora: Scuticiliatia) and *Cardicola* spp. (Trematoda: Aporocotylidae) DNA in biofouling from Southern Bluefin Tuna, *Thunnus maccoyii* pontoons off Port Lincoln, South Australia. ---- *Aquaculture* 502, 128-133. <https://doi.org/10.1016/j.aquaculture.2018.12.027>
- Poynton, H., C. Chen, S. L. Alexander, K. M. Major, B. J. Blalock & J. Unrine 2019. Enhanced toxicity of environmentally transformed ZnO nanoparticles relative to Zn ions in the epibenthic amphipod *Hyalella azteca*. ---- *Environmental Science Nano* 6, 325-340. <https://doi.org/10.1039/C8EN00755A> .
- Premate, E., T. Volk, D. Copilas-Cioceanu, Z. Fiser, A. Jemc Kokaj, T. Delic & C. Fiser 2018. Locomotion of *Niphargus* amphipods from cave lakes and streams. ---- *ARPHA Conference Abstracts* 1, e30389. <https://doi.org/10.3897/aca.1.e30389>
- Protopopova, M. V., V. V. Pavlichenko & T. Luckenbach 2019. Investigation of cellular stress response related heat shock protein *hsp70/Hsp70* and multixenobiotic transporter *abcb1* in Siberian freshwater amphipods upon cadmium exposure. ---- *BioRxiv*, in press. <https://doi.org/10.1101/626184>
- Puzin, C. & J. Pétilon 2019. Contrasted responses of dominant ground-dwelling arthropods to landscape salt marsh fragmentation. ---- *Estuarine, Coastal and Shelf Science* 224, 138-141. <https://doi.org/10.1016/j.ecss.2019.05.002> (i.a. *Orchestia gammarellus*)
- Quiles, A., K. Bacela- Szychalska, M. Teixeira, N. Lambin, M. Grabowski, T. Rigaud & R. A. Wattier 2019. Microsporidian infections in the species complex *Gammarus roeselii* (Amphipoda) over its geographical range: evidence for both host-parasite co-diversification and recent host shifts. ---- *Parasites & Vectors* 12: 327 <https://doi.org/10.1186/s13071-019-3571-z>

Ramos, A. P., O. Gustafsson, N. Labert, I. Salecker, D.-E. Nilsson & M. Averof 2019. The visual system of the genetically tractable crustacean *Parhyale hawaiiensis*: diversification of eyes and visual circuits associated with low-resolution vision. ---- BioRxiv, in press. <https://doi.org/10.1101/527564>

Ratier, A., C. Lopes, P. Labadie, H. Budzinski, N. Delorme, H. Quéau , L. Peluhet, O. Geffard & M. Babut 2019. A Bayesian framework for estimating parameters of a generic toxicokinetic model for the bioaccumulation of organic chemicals by benthic invertebrates: Proof of concept with PCB153 and two freshwater species. ---- *Exotoxicology and Environmental Safety* 180, 33-42. <http://doi.org/10.1016/j.ecoenv.2019.04.080> (*Gammarus fossarum*)

Raz-Guzmán, A. & A. L. Villegas 2018. Gammarid and Corophiid Amphipods (Crustacea, Peracarida, Amphipoda) of Laguna de Tamiahua, Veracruz and Laguna Madre, Tamaulipas, Mexico: Spatial and Temporal Distribution. ---- *Gulf of Mexico Science* 34: 2-18. <https://aquila.usm.edu/goms/vol34/iss1/2> .

Rehitha, T. V., N. V. Madhu, G. Vineetha, P. V. Vipindas & K. R. Lallu 2019. Macrobenthic fauna with species reference to the ecology and population structure of a tubicolous amphipod, *Chelicorophium madrasensis* (Nayar, 1950) in a tropical estuary, southwest coast of India. ---- *Marine Biodiversity* 49, 1013-1026. <https://doi.org/10.1007/s12526-018-0886-5>

Rezek, R. J., B. Lebreton, T. A. Palmer, G. W. Stunz & J. Beseres Pollack 2018. Structural and functional similarity of epibenthic communities on standing and reefed platforms in the northwestern Gulf of Mexico. ---- *Progress in Oceanography* 168, 145- 154. <https://doi.org/10.1016/j.pocean.2018.09.020> .

Ribera, I., A. Cieslak, A. Falle & J. Fresneda 2019. *Historical and ecological factors determining cave diversity*. ----Pp 229-252 in O. T. Moldovan et al. (eds) *Cave ecology*. Ecological Studies 235. Springer. [https://doi.org/10.1007/978-3-319-98852-8\\_10](https://doi.org/10.1007/978-3-319-98852-8_10)

Rolla, M., S. Consuegra, E. Carrington, D. Hall & C. G. de Leaniz 2019. Experimental evidence of invasion facilitation in the zebra mussel-killer shrimp system. ----*BioRxiv*. <https://doi.org/10.1101/626432>

Rolla, M., S. Consuegra & C. Garcia de Leaniz 2019. Predator recognition and anti-predatory behaviour in a recent aquatic invader, the killer shrimp (*Dikerogammarus villosus*). ---- *BioRxiv*, in press <https://doi.org/10.1101/636100>



Rudolph, K., C. O. Coleman, T. Mamosz & M. Grabowski 2018. Description and post-glacial demography of *Gammarus jazdzewskii* sp. nov. (Crustacea, Amphipoda) from Central Europe. ---- *Systematics and Biodiversity* 16, 587-603. <https://doi.org/10.1080/14772000.2018.1470118> (This is the so-called 'lowland form of *G. fossarum*' The type locality is near Eberswalde, Brandenburg, Germany.)

Rumbold, C, S. Obenat, S. Nuñez Velazquez, B. Gancedo & E. Spivak 2018. Seasonal variation of peracarid assemblages in natural and artificial marine environments of the southwestern Atlantic Ocean. ---- *Marine Biodiversity* 48, 1743-1754 <https://doi.org/10.1007/s12526-017-0663-x> (Mar del Plata harbor, Argentina).

Rybakova, E., A. Kremenetskaya, A. Vedenin, A. Boetius & A. Gebruk 2019. Deep-sea megabenthic communities of the Eurasian Central Arctic are influenced by ice-cover and sea-ice algal falls. ---- *BioRxiv*, in press. <https://doi.org/10.1101/515015>

Saccò, M., A. Blyth, P. W. Bateman, Q. Hua, D. Mazumder, N. White, W. F. Humphreys, A. Lami, C. Griebler & K. Grice 2019. New light in the dark---a proposed multidisciplinary framework for studying functional ecology of groundwater fauna. ---- *Science of the Total Environment* 662, 963-977. <https://doi.org/10.1016/j.scitotenv.2019.01.296> .

Saeedi, H., A. F. Bernardino, M. Shimbukuro, G. Falchetto & P. Y. G. Sumida 2019. Macrofaunal community structure and biodiversity patterns based on a wood-fall experiment in the deep South-west Atlantic. ---- *Deep-Sea Research* 1, in press.

Salabao, L., B. Frederich, G. Lepointe, M. Verheye & I. Schön 2019. *Understanding the biodiversity and evolutionary history of the amphipod genus Eusirus in the Southern Ocean*. ---- Poster, VLIZ Marine Science Day 2019. (Not seen) <http://hdl.handle.net/2268/233606>

Santos, C. B. de los, F. Arenas, T Neuparth & M. M. Santos 2019. Interaction of short-term pollution and ocean acidification in seagrass systems: Toxicity, bioconcentration and dietary transfer. ---- *Marine Pollution Bulletin* 142, 155-163. <https://doi.org/10.1016/j.marpolbul.2019.03.034>

Saunders, R. A., M. A. Collins, R. Shreeve, P. Ward, G. Stowasser, S. L. Hill & G. A. Tarling 2018. Seasonal variation in the predatory impact of myctophids on zooplankton in the Scotia Sea

(Southern Ocean). ---- *Progress in Oceanography* 168: 123-144. <https://doi.org/10.1016/j.pocean.2018.09.017> (*Themisto gaudichaudii* a significant part of the food for the krill)

Scapini, F., F. Bessa, S. Gambineri & F. Bozzeda 2019. Talitrid (Crustacea, Amphipoda) orientation as across scale bioindicator of sandy beaches environmental conditions: A meta-analytic approach. ---- *Estuarine, Coastal and Shelf Science* 220, 25-37. <https://doi.org/10.1016/j.ecss.2019.02.037>

Scapini, F., E. Innocenti Degli & O. Defeo 2019. Behavioral adaptations of sandy beach macrofauna in face of climatic change impacts: A conceptual framework. ---- *Estuarine, Coastal and Shelf Science* 225, 106236. <https://doi.org/10.1016/j.ecss.2019.05.018>

Schlechtriem, C., S. Kampe, H.-J. Bruckert, I. Bischof, I. Ebersbach, V. Kosfeld, M. Kotthof, C. Schilfers & J. L'Haridon 2019. Bioconcentration studies with the freshwater amphipod *Hyalella azteca*: are the results predictive of bioconcentration in fish? ---- *Environmental Science and Pollution Research* 26(2), 1628-1641. <https://doi.org/10.1007/s11356-018-3677-4> .

Schröter, F., C. Havermans, A. Kraft, N. Knüppel, A. Beszczynska-Möller, E. Bauernfeind & E.-M. Nöthig 2019. Pelagic amphipods in the Fran Strait with continuing presence of *Themisto compressa* based on sediment trap time series. ---- *Frontiers in Marine Science* 6, 311. <https://doi.org/10.3389/fmars.2019.00311>

Semsar-Kazerouni, M. & W. C. E. P. Verberk 2018. It's about time: Linkages between heat tolerance, thermal acclimation and metabolic rate at different temporal scales in the freshwater amphipod *Gammarus fossarum* Koch, 1836. ---- *Journal of Thermal Biology* 75, 31-37. <https://doi.org/10.1016/j.jtherbio.2018.04.016> .

Serdar, O. 2019. The effect of dimethoate pesticide on some biochemical biomarkers in *Gammarus pulex*. ---- *Environmental Science and Pollution Research* 26, 21905-21914. <https://doi.org/10.1007/s11356-019-04629-w>

Shadrin, N. V. 2018. The alternative saline lake ecosystem states and adaptive environmental management. ---- *Journal of Oceanology and Limnology* 36, 2010-2017. <https://doi.org/10.1007/s00343-018-7307-2>

- Shadrin, N. V., V. G. Simonov, E. V. Anufrieva, V. N. Popovichev & N. O. Sirotina 2018. Anthropogenic transformation of Kyzyl-Yar lake in Crimea: multiyear research findings. ---- *Arid Ecosystems* 8, 290-306. <https://doi.org/10.1134/S2079096118040091>
- Shen, M., Y. Zhang, Y. Zhu, B. Song, G. Zeng, D. Hu, X. Wen & X. Ren 2019. Recent advances in toxicological research of nanoplastics in the environment: A review. ---- *Environmental Pollution* 252, 511-521. <https://doi.org/10.1016/j.envpol.2019.05.102>
- Sherbakov, D. Y., Y. S. Bukin, L. S. Kravtsova, E. V. Romanova, E. V. Mincheva, T. E. Peretolchina, A. A. Poroshina, E. A. Sirotinina & M. A. Voylo 2018. Mechanisms of fast transformations of Baikal biota: Multidisciplinary approach. ---- *Limnology and Freshwater Biology* 2108 (1), 32-35. <https://doi.org/10.31951/2658-3518-2018-A-1-32>
- Shi, L., W. Xiao, Z. Lin, B. Pan & Y. Xu 2018. Diet change of hadal amphipods revealed by fatty acid profile: A close relationship with surface ocean. ---- *Marine Environmental Research* 142, 250-256. <https://doi.org/10.1016/j.marenvres.2018.10.012>
- Shokri, M., M. Ciotti, F. Vignes, V. Gjoni & A. Basset 2019. Components of standard metabolic rate variability in three species of gammarids. ---- *Web Ecology* 19, 1-13. <https://doi.org/10.5194/we-19-1-2019> (*Echinogammarus olivii*, *Gammarus aequicauda* & *G. insensibilis*.)
- Sidorov, D., Y. Ranga Reddy & S. Shaik 2018. Groundwater amphipods (Crustacea, Malacostraca) from India, with description of three cavernicolous species. ---- *Zootaxa* 4508, 403-426. <http://dx.doi.org/10.11646/zootaxa.4508.3.4> (Deals with *Orientogidiella reducta* n. gen., n. sp. (Borra Caves, Andhra Pradesh State); *O. indica* is transferred from *Bogidiella*, *Bogidiella hindustanica* n. sp. (Kapiladevi Caves, Telangana State), and *Indoniphargus subterraneus* n. sp. (also Kapiladevi Caves). There is an extensive discussion on the classification of *Indoniphargus* and the Malagasy freshwater amphipods.)
- Siegenthaler, A., O. S. Wangensteen, C. Benvenuto, J. Campos & S. Mariani 2019. DNA metabarcoding unveils multiscale trophic variation in a widespread coastal opportunist. ---- *Molecular Ecology* 28(2), 232-249. <https://doi.org/10.1111/mec.14886> (*Corophium volutator*)
- Silvany, L., J. Alves & A. R. Senna 2019. First record of the suborder Colomastigidea (Amphipoda) from Brazilian waters, with description of a new species of *Colomastix* Grube, 1861. ---- *Zootaxa* 4563, 149-162. <https://doi.org/10.11646/zootaxa.4563.1.8> (*C. trispinosa* n. sp. from Pedra da Risca do Meio, Ceara, Brazil.)

Silvany, L. & A. R. Senna 2019. Three new species of *Colomastix* Grube, 1861 (Amphipoda: Colomastigidea) from Todos-os-Santos Bay, northeastern Brazilian coast, with identification key to Atlantic Ocean species. ---- *Zootaxa* 4629, 519-554. <https://doi.org/10.11646/zootaxa.4629.4.3> (Deals with *C. iemanja* n. sp. (Itaparica Island, Bahia State), *C. marielle* n. sp. Porto do Barra beach, Bahia State) and *C. tubulosa* n. sp. (Bimbarra Island, Bahia State). Keys to both males and females of Atlantic *Colomastix* are provided.)

Simčič, T. & B. Sket 2019. Comparison of some epigeal and troglolytic animals regarding their metabolism intensity. Examination of a classical assertion. ---- *International Journal of Speleology* 48, 133-144 <https://doi.org/10.5038/1827-806X.48.2.2251> (i.a. *Niphargus stygius* vs *N. zagrebensis*.)

Sitnikova, T. Y., V. G. Sideleva, S. I. Kiyashko, T. I. Zemskaya, I. V. Mekhanikova, O. M. Khlystov & I. A. Khal'zov 2017. (A comparative analysis of macroinvertebrate and fish communities associated with methane and oil-methane seeps in the abyssal area of Lake Baikal.) ---- *Advances in modern biology*, 137, 371-386. <https://doi.org/10.7868/S0042132417040056> (In Russian)

Sket, B. & Z. Hou 2018. Family Gammaridae (Crustacea: Amphipoda), mainly its *Echinogammarus* clade in SW Europe. Further elucidation of its phylogeny and taxonomy. ---- *Acta Biologica Slovenica* 61, 93-102. (A further important revision of part of the Gammaridae in southern Europe, resulting in many changes in classification, among them: the species *Marinogammarus atlanticus*, *Neogammarus festae* and *Pectenogammarus planicrurus* are transferred to *Homoeogammarus*, resulting in the synonymization of the genera *Pectenogammarus*, *Neogammarus* and *Laurogammarus*; also *Echinogammarus spinulicornis* is transferred to *Homoeogammarus*. The western European species described by Stock in the genus *Eulimnogammarus* are now split off as a new genus *Iberogammarus* (type species *Gammarus anisocheirus*, further spp *Eulimnogammarus macrocarpus* and *E. toletanus*). A group of western Balkan species, earlier reckoned to be in *Homoeogammarus* or *Ostiogammarus*, are here described as a new genus *Dinarogammarus* (type species *Ostiogammarus acarinatus*, further species *O. cari bosniensis* and *Gammarus cari*.)

Slay, M. E., M. L. Porter, C. A. M. Slay & A. S. Engel 2018. Preliminary results from a survey of lava tube caves in the southwest region of the Ka'ū district of the Big Island, Hawai'i. ---- *ARPHA*

Conference Abstracts 1: e29874 <https://doi.org/10.3897/aca.1.e29874> (*Spelaeorchestia* sp. found in several lava tubes)

Slukovskii, Z., A. Sidorova & N. Kalinkina 2018. Estimation of heavy metal concentrations in organisms of the Baikalian amphipod *Gmelinoides fasciatus* Stebbing (Crustacea: Amphipoda) in Petrozavodsk Bay, Lake Onego. ---- *Journal of Elementology* 24, 267-270. <https://doi.org/10.5601/jelem.2018.23.2.1633>

Solagaistua Zabala, L. 2019. *Testing the effects of food quality, as well as chemical contamination of water and sediments, on aquatic detrital systems using laboratory experiments.* ---- PhD Thesis, Univ. del Pais Vasco, Leioa (*Echinogammarus berilloni* test animal.)

Solagaistua, L., I. de Guzman, M. Barado, L. Mijangos, N. Extebarria, G. Garcia-Baquero, A. Larrañaga, D. von Schiller & A. Elosegi 2018. Testing wastewater treatment plants effluent effects on microbial and detritivore performance: A combined field and laboratory experiment. ---- *Aquatic Toxicology* 203, 159 - 171. <https://doi.org/10.1016/j.aquatox.2018.08.006> .

Solis, M., A. Paracampo, C. Bonetto & H. Mugni 2019. Acute toxicity of Chlorpyrifos to *Hyalella curvispina*: Comparison of species sensitivity and assessment of environmental risk. ---- *Environmental Processes* 6, 107-117. <https://doi.org/10.1007/s40710-019-00352-3>

Souza, H. de O., M. B. de Conceição & L. I. Weber 2018. Lethal concentration of methyl methanesulfonate in a new potential invertebrate model for ecotoxicology. ---- *Nauplius* 26, e2018022 <http://dx.doi.org/10.1590/2358-2936e2018022> (*Quadrivisio lutzi*)

Spakulova, M., M. Orosova & M.-J. Perrot-Minot 2018. Never-ending story of *Pomphorhynchus* spp.- back to the type material?. ---- P. 352 in In: Update on selected topics in acanthocephalan parasites research. *Helminthologia* 55, 350-362. <https://doi.org/10.2478/helm-2018-0023>

Spicer, J. i. & S. A. Morley 2019. Will giant polar amphipods be first to fare badly in an oxygen-poor ocean? Testing hypotheses linking oxygen to body size. ---- *Philosophical Transactions of the Royal Society B374*: 20190034 <https://doi.org/10.1098/rstb.2019.0034> (*Paraceradocus miersi*, *Schraderia gracilis*, *Probolisca ovata* & *Prostebbingia brevicornis*)

Srinivas, T., S. Sukumaran & H. Q. Dias 2019. Extended distribution of *Phtisica marina* Slabber, 1769 (Crustacea: Amphipoda): first observation of alien Caprellid in the coastal waters of Indian subcontinent. ---- *BioInvasion Records* 8, 96-107. <https://doi.org/10.3391/bir.2019.8.1.10>

Srinivas, T., S. Sukumaran, J. Mulik & H. Q. Dias 2019. Community structure of benthic amphipods in four estuaries of northwest India. ---- *Regional Studies in Marine Science* 27, 100532 <https://doi.org/10.1016/j.rsma.2019.100532>.

Stepanova, N. Yu., O. V. Nikitin, V. Z. Latypova, I. B. Vybornova, G. S. Galieva & R. V. Okunev 2018. Recovery of ostracod with known ages in differently textures sediments and comparison of toxicity of heavily contaminated sediments with ostracod *Heterocypris incongruens* and amphipod *Hyalella azteca*. ---- *IOP Conference Series: Earth and Environmental Science* 107: 012077 <https://doi.org/10.1088/1755-1315/107/1/012077> .

Straka, M., M. Polášek, V. Syrovátka, R. Stubbington, S. Zahrádková, D. Němejcová, L. Šikulová, P. Řezníčková, L. Opatřilová, T. Datry & P. Pařil 2019. Recognition of stream drying based on benthic macroinvertebrates: A new tool in Central Europe. ---- *Ecological Indicators* 106, 105486. <https://doi.org/10.1016/j.ecolind.2019.105486>

Strus, J., N. Znidarsic, P. Mrak, U. Bogaraj & G. Vogt 2019. Structure, function and development of the digestive system in malacostracan crustaceans and adaptation to different lifestyles. ---- *Cell and Tissue Research*, in press. <https://doi.org/10.1007/s00441-019-03056-0>

Sun, D. A. & N. H. Patel 2019. The amphipod crustacean *Parhyale hawaiiensis*: An emerging comparative model of arthropod development, evolution, and regeneration. ---- *WIREs Developmental Biology* (2019), e355 <https://doi.org/10.1002/wdev.355>

Takeuchi, I., M. Kihara & A. K. Matsumoto 2019. A new species of *Caprella* (Crustacea: Amphipoda: Caprellidae) from the landward slope of the Japan Trench. ---- *Plankton & Benthos Research* 14, 124-130. <https://doi.org/10.3800/pbr.14.124> (*C. hakuhoae* n. sp. )

Takhteev, V. V., I. O. Eropova, I. N. Egorova, G. I. Kobanova, D. A. Krivenko, A. V. Lishva, G. D. Ilin, G. I. Pomazkova, G. L. Okuneva, T. Ya. Sirnikova, T. E. Peretolchina, E. R. Khadeeva & O. G. Lopatovskaya 2019. Structure of hydrobiocenoses in mineral and thermal springs of the Lake Baikal region: A review. ---- *Contemporary Problems of Ecology* 12, 126-142. <https://doi.org/10.1134/S1995425519020082>

Tamaki, A., T. Kagesawa, S. Takeuchi & S. Sassa 2018. Sexual dimorphism in the gammaridean amphipod, *Urothoe carda* Imbach, 1967, from an intertidal sandflat in southern Japan. ---- *Acta Zoologica* in press. <https://doi.org/10.1111/azo.12267> .

Tapia, F. A. P., R. Gasca, G. Genzano, A. Schiariti & A. C. Morandini 2018. New records of association between *Brachyscelus cf rapacoides* (Arthropoda: Amphipoda) and medusae (Cnidaria: Scyphozoa and Hydrozoa) from São Sebastião Channel, southeast Brazil. ---- *Brazilian Journal of Oceanography* 66, 301-306. <http://dx.doi.org/10.1590/s1679-87592018017806603>

Thieltges, D. W., K. N. Moutisen & R. Poulin 2018. *Ecology of parasites in mudflat ecosystems*. ---- Pp 213-242 in P. G. Beninger. *Mudflat ecology*, Aquatic Ecology Series 7, Springer Nature. [https://doi.org/10.1007/978-3-319-99194-8\\_9](https://doi.org/10.1007/978-3-319-99194-8_9)

Touhami, F. H. Bazairi, B. Badaoui, A. Morabbi & A. Benhoussa 2019. Structure and spatial organization of macrobenthic fauna of intertidal habitats frequented by wintering shorebirds at Merja Zerga lagoon (Moroccan Ramsar Site). ---- *Cahiers de Biologie Marine* 60, 41-50. <https://doi.org/10.21411/CBM.A.26046E89>

Trajanovski, S., B. Budzakoska Gjoreska, L. Kenderov, S. Trajanovska, K. Zdraveski & T. Trichkova 2019. Potential threats to benthic macroinvertebrate fauna in Lake Ohrid watershed: water pollution and alien species. ---- *Acta Zoologica Bulgarica, Suppl.* 13, 91-98.

Travisi, A., I. Balković, T. Bacci, F. Bertasi, C. Cuicchi, V. Flander-Putrlle, F. Grati, L. Grossi, A. Jaklin, L. Lipej, B. Mavric, B. Mikac, V. Marussi, L. Motagnini, V. Nerlović, M. Penna, V. Salvalaggio, A. Santelli, T. Scirocco, A. Spagnolo, B. Trabucco & D. Vani 2019. Macrozoobenthos in the Adriatic Sea ports: Soft-bottom communities with an overview of non-indigenous species. ---- *Marine Pollution Bulletin*, in press. <https://doi.org/10.1016/j.marpolbul.2019.01.016>

Trontelj, P. 2019. *Structure and genetics of cave populations*. ---- Pp 269-295 in O. T. Moldovan et al. (eds). *Cave ecology*. Ecological Studies 235. Springer. [https://doi.org/10.1007/978-3-319-98852-8\\_12](https://doi.org/10.1007/978-3-319-98852-8_12)

Tykarska, M. B., U. Janas & R. Brzana 2019. Distribution and abundance of Talitridae in the southern Baltic Sea—twelve years after the first record of *Platorchestia platensis* (Krøyer, 1845) in 2005. ---- *Oceanological and Hydrobiological Studies* 48, 66-75. <https://doi.org/10.2478/>

[ohs-2019-0007](#) (*Cryptorchestia garbinii*, *Deshayesiorchestia deshayesii*, *Platorchestia platensis* and *Talitrus saltator*).

Tyler Mehler, W., B. Gagliardi, M. J. Keough & V. Pettigrove 2018. Evaluating freshwater mining sediment toxicity in Tasmania: Achieving strong multiple lines of evidence. ---- *Science of the Total Environment* 651, 1243-1252. <https://doi.org/10.1016/j.scitotenv.2018.09.245>  
(*Austrochiltonia subtenuis* test animal)

Ünlü, S., B. Alpar & B. Öztürk 2018. *Oil spill along the Turkish Straits sea area. Accidents, environmental pollution, socio-economic impacts and protection*. ---- Turkish Marine Research Foundation (TUDAV), Publication no. 47, Istanbul

Vader, W. & A. H. S. Tandberg 2019. Gammarid amphipods (Crustacea) in Norway, with a key to the species. ----*Fauna Norvegica* 39, 12-25. <https://doi.org/10.5324/fn.v39i0.2873>

Van As, J. G. & L. L. Van As 2019. *Adaptation and types of Crustacean symbiotic associations*. ----Chapter 4, pp. 135-178 in N. J. Smit et al. (eds) *Parasitic Crustacea*. Zoological Monographs 3. Springer Nature, Switzerland [https://doi.org/10.1007/978-3-030-17385-2\\_4](https://doi.org/10.1007/978-3-030-17385-2_4)

Van Colen, C. 2018. *The upper living levels: Invertebrate macrofauna*. ----Pp 149-168 in P. G. Beninger. *Mudflat ecology*, Aquatic Ecology Series 7, Springer Nature [https://doi.org/10.1007/978-3-319-99194-8\\_6](https://doi.org/10.1007/978-3-319-99194-8_6)

Vannucci-Silva, M. 2018. (*Silver nanoparticles and silver salts: Internal concentration and behavioural effects on marine amphipods*.) ----PhD Thesis, Universidade Estadual de Campinas (In Portuguese, not seen)

Vannucci-Silva, M., S. Cadore, T. B. Henry & G. de A. Umbuzeiro 2019. Higher silver bioavailability after nanoparticles dietary exposure in marine amphipods. ---- *Environmental Toxicology and Chemistry* 38, 806-810. <https://doi.org/10.1002/etc.4359>

Vedenin, A., V. Mokievsky, T. Soltwedel & N. Budaeva 2019. The temporal variability of the macrofauna at the deep-sea observatory HAUSGARTEN (Fram Strait, Arctic Ocean). ---- *Polar Biology* 42, 527-540. <https://doi.org/10.1007/s00300-018-02442-8> .

Venarsky, M. P. & B. M. Huntsman 2019. *Food webs in caves*. ---- Pp 309-328 in O. T. Moldovan et al. (eds). *Cave Ecology*. Ecological Studies 235. Springer. [https://doi.org/10.1007/978-3-319-98852-8\\_14](https://doi.org/10.1007/978-3-319-98852-8_14)



Vereshchagina, K., E. Kondrateva, D. Axenov-Gribanov, Z. Shatilina, A. Khomich, D. Bedulina, E. Zadereev & M. Timofeyev 2018. Nonspecific stress response to temperature increase in *Gammarus lacustris* Sars with respect to oxygen-limited thermal tolerance concept. ---- *PeerJ* 6: e5571. <https://doi.org/10.7717/peerj.5571> .

Verstijnen, Y. J. M., E. C. H. E. T. Lucassen, M. van der Gaag, A. J. Wagenvoort, H. Castelijn, H. A. M. Ketelaars, G. van der Velde & A. J. P. Smolders 2019. Trophic relationships in Dutch reservoirs recently invaded by Ponto-Caspian species: insights from fish trends and stable isotope analysis. ---- *Aquatic Invasions* 14, 280-298. <https://doi.org/10.3391/ai.2019.14.2.08>

Vezzone, M., R. Cesar, D. Moledo de Souza Abessa, A. Serrano, R. Lourenco, Z. Castilhos, A. P. Rodrigues, F. C. Perina & H. Polivanov 2019. Metal pollution in surface sediments from Rodrigo de Freitas Lagoon (Rio de Janeiro, Brazil): Toxic effects on marine organisms. ---- *Environmental Pollution* 252, 270-280. <https://doi.org/10.1016/j.envpol.2019.05.094> (*Tiburonella viscana*)

Vigneron, A., O. Geffard, H. Quéau, A. Francois & A. Chaumot 2019. Nongenetic inheritance of increased Cd tolerance in a field *Gammarus fossarum*: Parental exposure steers offspring sensitivity. ---- *Aquatic Toxicology* 209, 91-98. <https://doi.org/10.1016/j.aquatox.2019.02.001>

Villa, M & C. Lagrue 2019. Progenesis and facultative life cycle abbreviation in trematode parasites: are there more constraints than costs? ---- *International Journal of Parasitology* 49, 347-354. <https://doi.org/10.1016/j.ijpara.2018.11.009>

Vogel, S. 2018. *Pomphorhynchus* ssp in the Rhine system—recent situation and future perspectives. ---- Pp 351-352 In: Update on selected topics in acanthocephalan parasites research. *Helminthologia* 55, 350-362. <https://doi.org/10.2478/helm-2018-0023>

Voigt, E. P. & K. A. Hovel 2019. Eelgrass structural complexity mediates mesograzers herbivory on epiphytic algae. ---- *Oecologia* 189, 199. <https://doi.org/10.1007/s00442-018-4312-2>

Vysotskaya, R. U., N. P. Tkach & N. M. Kalinkina 2019. The influence of sodium lignosulfate on the lipid composition in the invasive amphipod *Gmelinoides fasciatus* Stebbing of Lake Onego. ---- *Inland Water Biology* 12, 240-247. <https://doi.org/10.1134/S1995082919020172>

Walsh, S., I. Gosselin, D. Lee & M. Stuart 2019. The establishment of a new culture of *Hyalella azteca* that would permit toxicity tests to be conducted on low-ionic strength waters. ---- *Environmental Toxicology* 38, 585-590. <https://doi.org/10.1002/etc.4348>

Ware, C., J. A. Dijkstra, K. Mello, A. Stevens, B. O'Brien & W. Ikedo 2019. A novel three-dimensional analysis of functional architecture that describes the properties of macroalgae as a refuge. ---- *Marine Ecology Progress Series* 608, 93-103. <https://doi.org/10.3354/meps12800>

Washburn, T.W., A.W.J. Demopoulos & P. A. Montagna 2018. Macrobenthic infaunal communities associated with deep-sea hydrocarbon seeps in the northern Gulf of Mexico. ---- *Marine ecology* 39: e12508 <https://doi.org/10.1111/maec.12508> (Amphipods not identified, listed as order in tables)

Wei, C.-L. & G. T. Rowe 2019. Productivity controls macrofauna diversity in the deep northern Gulf of Mexico. ---- *Deep-Sea Research I* 143, 17-27. <https://doi.org/10.1016/j.dsr.2018.12.005>

Wei, N., F. Nakajima & T. Tobino 2018. A microcosm study of surface sediment environmental DNA: decay observation, abundance estimation, and fragment length comparison. ---- *Environmental Science and Technology* 52, 12428-12435 <https://doi.org/10.1021/acs.est.8b04956> .

Weil, J., W. D. P. Duguid & F. Juanes 2019. A hyperiid amphipod acts as a trophic link between a scyphozoan medusa and juvenile Chinook Salmon. ---- *Estuarine, Coastal and Shelf Science* 223, 18-24. <https://doi.org/10.1016/j.ecss.2019.01.025> (*Hyperia medusarum*)

Weston, R.-L. A., R. Perissinotto, G. M. Rishworth & P.-P. Steyn 2018. Macroinvertebrate variability between microhabitats of peritidal stromatolites along the South African coast. ---- *Marine Ecology Progress Series* 605, 37-47. <https://doi.org/10.3354/meps12741>

White, K. N., K. Duval & K. Travis 2018. Anthropogenic range extension of *Leucothoe eltoni* Thomas, 2015 (Crustacea: Amphipoda: Leucothoidae). ---- *Marine Biodiversity* 49, 1595-1603. <https://doi.org/10.1007/s12526-018-0928-z> (Found in Okinawa and Japan, probably dispersed via military vessels)

White, K. N. & R. J. Machida 2018. Taiwanese Leucothoidae (Crustacea: Amphipoda) , including three new species from Dongsha Atoll. ---- *Zoological Studies* 57, 47. <https://doi.org/10.6620/ZS.2018.57-47> (Deals with *L. alani*, *L. bise*, *L. enko*, *L. furina*, *L. hashi*, *L. kebukai*, *L. lecrovae*, *L.*

*obuchii*, *L. ouraensis*, *L. togatta*, *L. taribe*, *L. trulla*, *L. batillum* n. sp. (Dongsha Atoll), *L. cracentis* n. sp. (Dongsha Atoll) and *Paranamixis lunata* n. sp. (Dongsha Atoll))

Wildish, D. J. 2018. *Neotenorchestia* Wildish, 2014 is a junior synonym of *Orchestia* Leach, 1814. ---- *Zoosystematics and Evolution* 94, 545-546. <https://doi.org/10.3897/zse.94.28876> (*N. kenwildishi* Wildish, 2014 turns out to have been based on immature *Orchestia mediterranea*)

Wilson, J. P. A., K. E. Schnabel, A. A. Rowden, R. A. Peart, H. Kitazato & K. G. Ryan 2018. Bait-attending amphipods of the Tonga Trench and depth-stratified population structure in the scavenging amphipod *Hirondellea dubia* Dahl, 1959. ---- *Peer Journal*, 30568853 <https://doi.org/10.7717/peerj.5994>

Witmer, A. D., A. C. Bell & A. W. Ammons 2019. Examination of intertidal and nearshore benthic macroinvertebrates along two non-nourished Florida beaches. ---- *Regional Studies in Marine Science* 27, 100548. <https://doi.org/10.1016/j.rsma.2019.100548>

Wittfoth, C, S. Harzsch, C. Wolff & A. Sombke 2019. The “amphi”-brains of amphipods: New insights from the neuroanatomy of *Parhyale hawaiiensis* (Dana, 1853). ---- *BioRxiv*, in press <https://doi.org/10.1101/610295>

Wittingham, S. S., J. Moderan & K. E. Boyer 2019. Temperature and salinity effects on submerged aquatic vegetation traits and susceptibility to grazing. ---- *Aquatic Botany* 158, 103119. <https://doi.org/10.1016/j.aquabot.2019.05.004>

Wongkamhaeng, K., P. Dumrongrojwattana & M.-H. Shin 2018. Discovery of a new genus and species of dogielinotid amphipod (Crustacea: Amphipoda: Dogielinotidae) from the Nipa palm in Thailand, with an updated key to the genera. ---- *PlosONE* 13(10): e0204299 <https://doi.org/10.1371/journal.pone.0204299> (*Allorchestoides rosea* gen. et sp. nov. described from the Nipa palm (*Nypa fructicans*) in Samut Prakan Province, Thailand. A key to the genera of the family Dogielinotidae is included.)

Xiao, W., T. Eglinton, N. Haghypour, B. Pan, O. Xu & Y. Xu 2018. *Sediment organic matter as an important food source for amphipods in hadal trenches*. ---- *Geophysical Research Abstracts* 20: EGU2018-8621-1.

- Yanagihara, M.F. Nakajima & T. Tobino 2019. Metabolomic responses of an estuarine benthic amphipod to heavy metals at urban-runoff concentrations. ---- *Water Science & Technology* 78(11), 2349-2354. <https://doi.org/10.2166/wst.2018.518>
- Yanigina, L. V. 2018. (Alien macroinvertebrates in bottom communities of Novosibirsk Reservoir (an ecological and faunal review).) ---*Acta Biologica Sibirica* 4(4), 45-52. (In Russian. *Gmelinoides fasciatus* and *Micruropus possolski* deliberately introduced.)
- Yildirim, N. C., M. Tanyol, O. Serdar & N. Yildirim 2019. *Gammarus pulex* as a model organism to assess the residual toxicity of slaughterhouse wastewater treated by electrocoagulation process. ---- *Bulletin of Environmental Contamination and Toxicology* , in press. <https://doi.org/10.1007/s00128-019-02666-2>
- Yildirim, N. C. & M. Yaman 2019. The usability of oxidative stress and detoxification biomarkers in *Gammarus pulex* for ecological risk assessment of textile dye methyl orange. ---- *Chemistry and Ecology* 35, 319-329. <https://doi.org/10.1080/02757540.2019.1579199>
- Yu, Z., D. Yin & J. Zhang 2018. Sex-dependent effects of sulfamethoxazole exposure on pro-/anti-oxidant status with stimulation on growth, behavior and reproduction in the amphipod *Hyalella azteca*. ---- *Environmental Pollution* 244, 398-404. <https://doi.org/10.1016/j.envpol.2018.10.033>
- Zachos , I. g. & B. F. Platt 2019. Actuopaleoichnology of a modern Bay of Fundy macro-tidal flat: analogy with a Mississippian tidal flat deposit (Hartselle Sandstone) from Alabama. ---- *Peer Journal* 7, e6975 <https://doi.org/10.7717/peerj.6975>
- Zagmajster, M., F. Malard, D. Eme & D. C. Culver 2018. *Subterranean biodiversity patterns from global to regional scales*. ---- Pp 195-227 in O. T. Moldovan et al. (eds) *Cave Ecology*. Ecological Studies 235. Springer. [https://doi.org/10.1007/978-3-319-98852-8\\_9](https://doi.org/10.1007/978-3-319-98852-8_9)
- Zakšek, V., T. Delić, C. Fišer, B. Jalžić & P. Trontelj 2019. Emergence of sympatry in a radiation of subterranean amphipods. ---- *Journal of Biogeography* 46, 657-669. <https://doi.org/10.1111/jbi.13514> (A study of the *Niphargus steueri*-*N. croaticus* complex.)
- Zeidler, W. 2019. New and additional records of hyperiidean amphipods of the infraorder Physosomata (Crustacea: Amphipoda: Hyperiidea) from the Antarctic Zone of the Southern Ocean. ---- *Zootaxa* 4576, 510-520 <https://doi.org/10.11646/zootaxa.4576.3.5>

- Zeidler, W., J. Douek, B. Rinkevich, R. Gevill, M. Goren & B. S. Galil 2018. Validation and redescription of the hyperiidean amphipod *Brachyscelus rapacoides* Stephensen, 1925 (Crustacea: Amphipoda: Hyperiidea: Brachyscelidae), a new record of association with the scyphozoan jellyfish *Rhopilema nomadica* Galil, 1990 (Scyphozoa: Rhizostomeae: Rhizostomatidae) in the Mediterranean Sea. ---- *Zootaxa* 4471, 523-534. <http://dx.doi.org/10.11646/zootaxa.4471.3.5> .
- Zettler, M. L., A. Freiwald & J. M. Guerra-Garcia 2018. Cold water corals off Angola as refuge for a new *Aeginella* species (Crustacea: Amphipoda: Caprellidae). ---- *Zootaxa* 4462, 535-546. <http://dx.doi.org/10.11646/zootaxa.4462.4.6> (*A. corallina* n. sp. from off Angola.)
- Zhang, H., E. S. Rutherford, D. M. Mason, M. E. Wittmann, D. M. Lodge, X. S. Zhu, T. B. Johnson & A. Tucker 2019. Modeling potential impacts of three benthic invasive species on the Lake Erie food web. ---- *Biological Invasions* 21, 1697-1719. <https://doi.org/10.1007/s10530-019-01929-7> (i. a. *Dikerogammarus villosus*)
- Zhang, W., H. K. Watanabe, W. Ding, Y. Lan, R.-M. Tian, J. Sun, C. Chen, L. Cai, Y. Li, K. Ogun, T. Toyofuko, H. Kitazato, J. C. Drazen, D. Bartlett & P.-Y. Qian 2019. Gut microbial divergence between two populations of the hadal amphipod *Hirondellea gigas*. ---- *Applied and Environmental Microbiology*, 5:e02032-18. <https://doi.org/10.1128/AEM.02032-18>
- Zhang, W.-J., X.-H. Cui, L.-H. Chen, J. Yang, X.-G. Li, C. Zheng, V. Barbe, S. Mangenot, S. Fouteau, T. Guerin, C. Kato & L.-F. Wu 2018. Complete genome sequence of *Shewanella* benthic DB21MT-2, an obligate piezophilic bacterium isolated from the deepest Mariana Trench sediment. ---- *Marine Genomics* 44, 52-56. <https://doi.org/10.1016/j.margen.2018.09.001> .
- Zheng, Y., Z. Hou & S. Li 2018. *Bogidiella pingxiangensis*, a new species of subterranean Amphipoda from southern China (Bogidiellidae). ---- *ZooKeys* 790: 63-75. <https://doi.org/10.3897/zookeys.790.28671> (*Bogidiella pingxiangensis* sp. nov. from Xiongshizilong Cave, Pengxiang, China)
- Zielinski, S, C. M. Botero & A. Yanes 2019. To clean or not to clean? A critical review of beach cleaning methods and impacts. ---- *Marine Pollution Bulletin* 139, 390-401. <https://doi.org/10.1016/j.marpolbul.2018.12.027>
- Zittel, M., D. Grabner, A. Doliwa, A. Wlecklik, B. Sures, F. Leese, H. Taraschewski & A. Weigand 2018. Cryptic species and unexpected intermediate host specificity in the acanthocephalan

*Polymorphus minutus*. ---- P. 358 in In: Update on selected topics in acanthocephalan parasites research. *Helminthologia* 55, 350-362. <https://doi.org/10.2478/helm-2018-0023>

Zubrod, J. P., D. Englert, A. Feckler, R. R. Rosenfeldt, H. Pasternack, H. Hollert, T.-B. Seiler, R. Schulkz & M. Bundschuh 2019. Is *Hyaella azteca* a suitable model leaf-shredding benthic crustacean for testing the toxicity of sediment-associated metals in Europe? ---- *Bulletin of Environmental Contamination and Toxicology* 102, 303-309. <https://doi.org/10.1007/s00128-019-02557-6> (Yes, according to these authors.)

## Compilation of Amphipod relevant literature

Please tell the AN editors and Olli Coleman about your recent publications on amphipods - and send a pdf of your paper. Olli can include it on the server and the editors can include it in the bibliography....

## NEW TAXA

### GENERA

<b><i>Albidiator</i></b> Lowry & Myers, 2019	Talitridae
<b><i>Allorchestoides</i></b> Wongkamhaeng, Dumrongrojwattana & Shin, 2018	Dogielinotidae
<b><i>Amphiatlantica</i></b> Lowry & Myers, 2019	Talitridae
<b><i>Asiaorchestia</i></b> Lowry & Myers, 2019	Talitridae
<b><i>Bulychevia</i></b> Lowry & Myers, 2019	Talitridae
<b><i>Calviator</i></b> Lowry & Myers, 2019	Talitridae
<b><i>Canariorchestia</i></b> Lowry & Myers, 2019	Talitridae
<b><i>Chaetoniphargus</i></b> Karaman & Sket, 2019	Niphargidae
<b><i>Chevreurxiana</i></b> Lowry & Myers, 2019	Talitridae
<b><i>Chevreurxiopsis</i></b> Halfter & Coleman, 2019	Thoriellidae
<b><i>Cognateosymtes</i></b> Labay, 2018	Pleustidae
<b><i>Dallwitzia</i></b> Lowry & Myers, 2019	Talitridae

<b>Defeo</b> Lowry & Myers, 2019	Talitridae
<b>Dendrorchestia</b> Lowry & Myers, 2019	Talitridae
<b>Deshurleyella</b> Lowry, Myers & Nakano, 2019	Talitridae
<b>Derzhavinia</b> Lowry & Myers, 2019	Talitridae
<b>Dinarogammarus</b> Sket & Hou, 2018	Gammaridae
<b>Dorotea</b> Corbari, Frutos & Sorbe, 2019	Eusiridae
<b>Dracorchestia</b> Lowry & Myers, 2019	Talitridae
<b>Fleuria</b> Lowry & Myers, 2019 <b>(NB homonym)</b>	Talitridae
<b>Fleuriella</b> Lowry, Myers & Nakano, 2019	Talitridae
<b>Galaporchestia</b> Lowry & Myers, 2019	Talitridae
<b>Hermaniator</b> Lowry & Myers, 2019	Talitridae
<b>Houlia</b> Lowry & Myers, 2019	Talitridae
<b>Hurleyella</b> Lowry & Myers, 2019 <b>(Homonym)</b>	Talitridae
<b>Iberogammarus</b> Sket & Hou, 2018	Gammaridae
<b>Ignamborchestia</b> Lowry & Myers, 2019	Talitridae
<b>Indiorchestia</b> Lowry & Myers, 2019	Talitridae
<b>Insulariator</b> Lowry & Myers, 2019	Talitridae
<b>Kaalorchestia</b> Lowry & Myers, 2019	Talitridae
<b>Kellyduncania</b> Lowry & Myers, 2019	Talitridae
<b>Kohuroa</b> Lowry, Myers & Nakano, 2019	Talitridae
<b>Laniporchestia</b> Lowry & Myers, 2019	Talitridae
<b>Laurenia</b> Lowry & Myers, 2019	Talitridae
<b>Leslieorchestia</b> Lowry & Myers, 2019	Talitridae
<b>Lutruwitiator</b> Lowry & Myers, 2019	Talitridae
<b>Mexitroides</b> Lindeman, 1990 <b>(upgraded)</b>	Talitridae
<b>Morinoia</b> Lowry & Myers, 2019	Talitridae
<b>Oamaru</b> Lowry & Myers, 2019	Talitridae
<b>Omaiorchestia</b> Lowry & Myers, 2019	Talitridae
<b>Opunorchestia</b> Lowry & Myers, 2019	Talitridae
<b>Orientogidiella</b> Sidorov, Ranga Reddy & Shaik, 2018	Austroniphargidae
<b>Pararhinoecetes</b> Just, 2019	Siphonoecetinae
<b>Pickorchestia</b> Lowry & Myers, 2019	Talitridae
<b>Propejanice</b> Myers & Desiderato, 2019	Aoridae
<b>Richardsoniella</b> Lowry, Myers & Nakano, 2019	Talitridae
<b>Selvacaprella</b> Guerra-Garcia, Tato & Moreira, 2018	Caprellidae

<b><i>Sinbadorchestia</i></b> Lowry & Myers, 2019	Talitridae
<b><i>Snaresorchestia</i></b> Lowry & Myers, 2019	Talitridae
<b><i>Speziorchestia</i></b> Lowry & Myers, 2019	Talitridae
<b><i>Swaziator</i></b> Lowry & Myers, 2019	Talitridae
<b><i>Tasmanella</i></b> Lowry & Myers, 2019 ( <b>homonym</b> )	Talitridae
<b><i>Wairua</i></b> Lowry & Myers, 2019 ( <b>homonym</b> )	Talitridae

## SPECIES

<b><i>aequanime</i></b> Gasca, 2018 (In Gasca & Browne 2018) ( <i>Megalanceoloides</i> )	Megalanceoloidae
<b><i>anneheleneae</i></b> Fuchs, Coleman & Lörz, 2019 ( <i>Syrrhoe</i> )	Synopiidae
<b><i>ariakensis</i></b> Ariyama, 2019 ( <i>Austromaera</i> )	Maeridae
<b><i>batillum</i></b> White & Machida, 2018 ( <i>Leucothoe</i> )	Leucothoidae
<b><i>bjarnii</i></b> Bellan-Santini, Kaim-Malka & Dauvin, 2018 ( <i>Haploops</i> )	Ampeliscidae
<b><i>bicornis</i></b> Just, 2019 ( <i>Pararhinoecetes</i> )	Siphonoecetinae
<b><i>caetus</i></b> Just, 2019 ( <i>Rhinoecetes</i> )	Siphonoecetinae
<b><i>carthaginiensis</i></b> Ayati & Piscart in Ayati et al., 2018 ( <i>Echinogammarus</i> )	Gammaridae
<b><i>cebuensis</i></b> Just, 2018 ( <i>Sebadexius</i> )	Dexaminidae
<b><i>corallina</i></b> Zettler, Freiwald & Guerra-Garcia, 2018 ( <i>Aeginella</i> )	Caprellidae
<b><i>cracentis</i></b> White & Machida, 2018 ( <i>Leucothoe</i> )	Leucothoidae
<b><i>djemoi</i></b> Dole-Olivier, Hafid & Piscart, 2018 ( <i>Pseudoniphargus</i> )	Pseudoniphargidae
<b><i>doughertyensis</i></b> Cannizzaro & Sawicki in Cannizzaro et al., 2019 ( <i>Stygobromus</i> )	Crangonyctidae
<b><i>egmao</i></b> Özbek & Günoglu, 2019 ( <i>Gammarus</i> )	Gammaridae
<b><i>elvirae</i></b> Paz-Rios & Pech, 2019 ( <i>Gammaropsis</i> )	Photidae
<b><i>franki</i></b> Halfter & Coleman, 2019 ( <i>Chevreuxiopsis</i> )	Thoriellidae
<b><i>gegi</i></b> Marin, 2019 ( <i>Niphargus</i> )	Niphargidae
<b><i>gotoensis</i></b> Ariyama, 2019 ( <i>Quadrimaera</i> )	Maeridae
<b><i>hakuhoae</i></b> Takeuchi, Kihara & Matsumoto, 2019 ( <i>Caprella</i> )	Caprellidae
<b><i>hamaticornis</i></b> Copilaş-Ciocianu, Zimţa & Petrussek, 2018 ( <i>Gammarus</i> )	Gammaridae
<b><i>hawkingi</i></b> Jazdzewska & Ziemkiewicz, 2019 ( <i>Bathyceradocus</i> )	Maeridae
<b><i>hindustanica</i></b> Sidorov, Ranga Reddy & Shaik, 2018 ( <i>Bogidiella</i> )	Bogidiellidae



<b><i>hinojosai</i></b> Hughes & Lörz, 2019 ( <i>Bircenna</i> )	Eophliantidae
<b><i>iemanja</i></b> Silvany & Senna, 2019 ( <i>Colomastix</i> )	Colomastigidae
<b><i>irenae</i></b> Do Nascimento & Serejo, 2018 ( <i>Puelche</i> )	Phoxocephalopsidae
<b><i>jazdzewskii</i></b> Rudolph, Coleman, Mamosz & Grabowski, 2018 ( <i>Gammarus</i> )	Gammaridae
<b><i>jimenoii</i></b> Guerra-Garcia, Tato & Moreira, 2018 ( <i>Selvacaprella</i> )	Caprellidae
<b><i>karkharius</i></b> Just, 2019 ( <i>Rhinoecetes</i> )	Siphonoecetinae
<b><i>lagamarensis</i></b> Myers & Desiderato, 2019 ( <i>Propejanice</i> )	Aoridae
<b><i>laleyei</i></b> Gnohossou & Piscart, 2019 ( <i>Quadrivisio</i> )	Maeridae
<b><i>longidactylus</i></b> Do Nascimento & Serejo, 2018 ( <i>Puelche</i> )	Phoxocephalopsidae
<b><i>lorestanensis</i></b> Esmaeli-Rineh, 2018 ( <i>Niphargus</i> )	Niphargidae
<b><i>lubuskensis</i></b> Karaman & Sket, 2019 ( <i>Chaetoniphargus</i> )	Niphargidae
<b><i>lowryi</i></b> Just, 2019 ( <i>Rhinoecetes</i> )	Siphonoecetinae
<b><i>lunata</i></b> White & Machida ( <i>Paranamixis</i> )	Leucothoidae
<b><i>makritrichoma</i></b> Just, 2019 ( <i>Rhinoecetes</i> )	Siphonoecetinae
<b><i>marielle</i></b> Silvany & Senna, 2019 ( <i>Colomastix</i> )	Colomastigidae
<b><i>manubrium</i></b> Cannizzaro & Sawicki, In Cannizzaro et al., 2019 ( <i>Crangonyx</i> )	Crangonyctidae
<b><i>mazatlanensis</i></b> Alarcon-Ortega & Caballo, 2019 ( <i>Deutella</i> )	Caprellidae
<b><i>minimus</i></b> Just, 2019 ( <i>Borneoecetes</i> )	Siphonoecetinae
<b><i>miramirandella</i></b> Alves, Neves & Johnsson, 2018 ( <i>Quadrimaera</i> )	Maeridae
<b><i>moretoni</i></b> Myers, Lowry & Barnes, 2018 ( <i>Eriopisella</i> )	Eriopisidae
<b><i>mourae</i></b> Do Nascimento & Serejo, 2018 ( <i>Puelche</i> )	Phoxocephalopsidae
<b><i>nioensis</i></b> Myers, Sreepada & Sanaye, 2019 ( <i>Grandidierella</i> )	Aoridae
<b><i>nkjaf</i></b> Nakamura, Nakano, Ota & Tomikawa, 2019 ( <i>Elasmopus</i> )	Maeridae
<b><i>pingxiangensis</i></b> Zheng, Hou & Li, 2018 ( <i>Bogidiella</i> )	Bogidiellidae
<b><i>papuana</i></b> Corbari, Frutos & Sorbe, 2019 ( <i>Dorotea</i> )	Eusiridae
<b><i>quebecois</i></b> Bellan-Santini, Kaim-Malka & Dauvin, 2018 ( <i>Haploops</i> )	Ampeliscidae
<b><i>reducta</i></b> Sidorov, Ranga Reddy & Shaik, 2018 ( <i>Orientogidiella</i> )	Austroniphargidae
<b><i>reni</i></b> Just, 2019 ( <i>Sinoecetes</i> )	Siphonoecetinae
<b><i>roberta</i></b> Griffiths, 2019 ( <i>Sunamphitoe</i> )	Ampithoidae
<b><i>rockinghamia</i></b> Just, 2019 ( <i>Rhinoecetes</i> )	Siphonoecetinae
<b><i>rosea</i></b> Wongkamhaeng, Dumrongrojwattana & Shin, 2018 ( <i>Allorchestoides</i> )	Dogielinotidae
<b><i>ruffoi</i></b> Do Nascimneto & Serejo, 2018 ( <i>Phoxocephalopsis</i> )	Phoxocephalopsidae

<b>sakhalinensis</b> Labay, 2019 ( <i>Cryptodius</i> )	Ochlesidae
<b>seisuiiae</b> Kodama & Kawamura, 2019 ( <i>Bemlos</i> )	Aoridae
<b>serraticoxae</b> Labay, 2018 ( <i>Cognateosymtes</i> )	Pleustidae
<b>setibasis</b> Ariyama, 2019 ( <i>Quadrimaera</i> )	Maeridae
<b>setosus</b> Just, 2019 ( <i>Rhinoecetes</i> )	Siphonoecetinae
<b>sinuduopopulus</b> Just, 2019 ( <i>Rhinoecetes</i> )	Siphonoecetinae
<b>subterraneus</b> Sidorov, Ranga Reddy & Shaik, 2018 ( <i>Indoniphargus</i> )	Austroniphargidae
<b>thieli</b> Hughes & Lörz, 2019 ( <i>Bircenna</i> )	Eophliantidae
<b>trispinosa</b> Silvany, Alves & Senna, 2019 ( <i>Colomastix</i> )	Colomastigidae
<b>tubulosa</b> Silvany & Senna, 2019 ( <i>Colomastix</i> )	Colomastigidae
<b>tunetanus</b> Ayati & Piscart, in Ayati et al. 2018 ( <i>Echinogammarus</i> )	Gammaridae
<b>ungulatus</b> Momtazi, Maghsoudlou & Just, 2018 ( <i>Cephaloecetes</i> )	Siphoecetini
<b>vaderi</b> Alves, Johnsson & Senna, 2019 ( <i>Ceradocus (Denticeradocus)</i> )	Maeridae
<b>vitucoi</b> Guerra-Garcia, Tato & Moreira, 2018 ( <i>Liropus</i> )	Caprellidae
<b>wakulla</b> Drumm & Knight-Gray, 2019 ( <i>Hyaella</i> )	Hyaellidae
<b>wamus</b> Just, 2019 ( <i>Rhinoecetes</i> )	Siphonoecetinae
<b>willyi</b> Guerra-Garcia, Tato & Moreira, 2018 ( <i>Liropus</i> )	Caprellidae
<b>yemanjiae</b> Alves, Neves & Johnsson, 2018 ( <i>Quadrimaera</i> )	Maeridae

## Taxonomic overview

### Ampeliscidae

Haploops **bjarnii**, **quebecois**

### Ampithoidae

Sunamphitoe **roberta**

### Aoridae

Bemlos **seisuiiae**

Grandidierella **nioensis**

**Propejanice lagamarensis**

## Austroniphargidae

Indoniphargus **subterraneus**

## Bogidiellidae

Bogidiella **hindustanica, pingxiangensis**

**Orientogidiella reducta**

## Caprellidae

Aeginella **corallina**

Caprella **hakuhoae**

Deutella **mazatlanensis**

Liropus **vitucui, willyi**

**Selvacaprella jimeno**

## Colomastigidae

Colomastix **iemanja, marielle, trispinosa, tubulosa**

## Crangonyctidae

Crangonyx **manubrium**

Stygocromus **doughtertyensis**

## Dexaminidae

Sebadexius **cebuensis**

## Dogielinotidae

**Allorchestoides rosea**

## Eophliantidae

Bircenna **hinojosai, thieli**

## Eriopisidae

Eriopisella **moretoni**

## Eusiridae

**Dorotea papuana**

## Gammaridae

**Dinarogammarus**Echinogammarus **carthaginiensis, tunetanus**Gammarus **egmao, hamaticornis, jazdzewskii****Iberogammarus**

## Hyalellidae

Hyalella **wakulla**

## Ischyroceridae Siphonoecetini

Cephaloecetes **ungulatus**

## Leucothoidae

Leucothoe **batillum, cracentis**Paranamixis **lunata**

## Maeridae

Austromaera **ariakensis**Bathyceradocus **hawkingi**Ceradocus **vaderi**Elasmopus **nkjaf**Quadrimaera **gotoensis, miramirandella, setibasis, yemanjae**Quadrivisio **laleyei**

## Megalanceoloidae

Megalanceoloides **aequanime**

## Niphargidae

**Chaetoniphargus lubuskensis**Niphargus **gegi, lorestanensis**

## Ochlesidae

Cryptodius **sakhalinensis**

## Photidae

Gammaropsis **elvirae**

## Phoxocephalopsidae

Phoxocephalopsis **ruffoi**

Puelche **irenae, longidactylus, mourae**

## Pleustidae

**Cognateosymtes serraticoxae**

## Pseudoniphargidae

Pseudoniphargus **djemoi**

## Siphonoecetinae

Borneoecetes **minimus**

**Pararhinoecetes bicornis**

Rhinoecetes **caetus, karkharius, lowryi, makritrichoma, rockinghamia, setosus, sinuduopopulus, wamus**

Sinoecetes **reni**

## Synopiidae

Syrrhoe **anneheleneae**

## Talitridae

**Albidiator**

**Amphiatlantica**

**Asiaorchestia**

**Bulychevia**

**Calviator**

**Canariorchestia**

**Chevreuriana**

**Dallwitzia**

**Defeo**

**Dendrorchestia**

**Derzhavinia**

**Deshurleyella**

**Dracorchestia**

**Fleuria**

**Fleuriella**

**Galaporchestia**  
**Hermaniator**  
**Houlia**  
**Hurleyella**  
**Ignamborchestia**  
**Indiorchestia**  
**Insulariator**  
**Kaalorchestia**  
**Kellyduncania**  
**Kohuroa**  
**Laniporchestia**  
**Laurenia**  
**Leslieorchestia**  
**Lutruwitiator**  
Mexitroides (upgr.)  
**Morinoia**  
**Oamaru**  
**Omaiorchestia**  
**Opunorchestia**  
**Pickorchestia**  
**Richardsoniella**  
**Sinbadorchestia**  
**Snaresorchestia**  
**Speziorchestia**  
**Swaziator**  
**Tasmanella**  
**Wairua**

Thoriellidae

**Chevreuxiopsis franki**

## Who helps Sidorov?



My name is Dmitry Sidorov. Currently, I'm employee of the East Asia Terrestrial Biodiversity Center of the Russian Academy of Sciences in Vladivostok and engaged in research mainly of amphipods and slightly isopods. The most interesting, but also a difficult object in terms of research is a minute crustaceans which are still a lot of unspecified in the Far Eastern region of Russia. At the moment I dispose of a decommissioned microscope Carl Zeiss NU-2 in a deplorable technical condition, on which I working for many years. Prior to this, this microscope served in the walls of the POI FEB RAS and was made in the ancient soviet times. It was a very good microscope, but already it has

anti-reflection coating covered with unremovable divorces, the light is darkened, there no mercury lighting lamps and collimating procedure is needed. I happened to try different ways to fix it, but did not achieve any tangible success. Due to the lack of the good financial opportunity to purchase a microscope as a part of a grant, I unfortunately were left without equipment. I would be grateful if someone could help in this situation. I need some kind of microscope with magnification up to 800X-1000X supplied with a drawing device (camera lucida), phase contrast is desirable (it can be amortized second-hand microscope). Perhaps I will be able to pay the shipping and/or customs duty. In gratitude, I will determine a collections of your amphipods, if you need it for your project. Or I will gather some living creatures from the vicinity of Vladivostok/Primorye for your research.

Sidorov D.A.  
biospeorossica@gmail.com

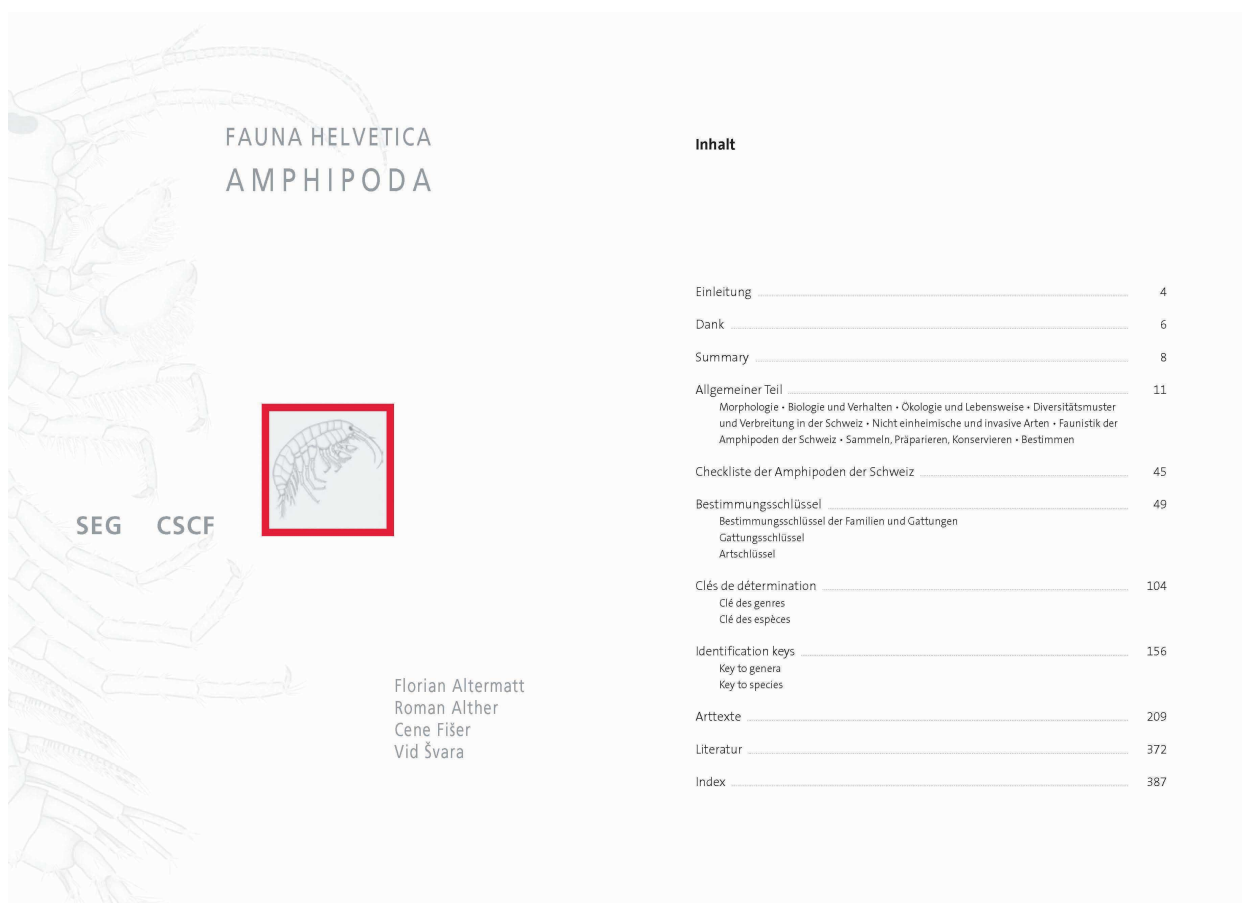


### How do you get in touch with the Amphipod Newsletter?

Email editors: Wim Vader – ([wim.vader\(at\)uit.no](mailto:wim.vader@uit.no)); Adam Baldinger – ([abaldinger\(at\)oeb.harvard.edu](mailto:abaldinger@oeb.harvard.edu)); Miranda Lowe – ([m.lowe\(at\)nhm.ac.uk](mailto:m.lowe@nhm.ac.uk)) or Anne Helene Tandberg – ([pansdamen\(at\)gmail.com](mailto:pansdamen@gmail.com))

## Swiss amphipoda

In September, the first monograph on amphipods of Switzerland will be released. The Fauna Helvetica book #32 – Amphipoda will be published by the Swiss Center for the Cartography of the fauna (CSCF) and the Swiss Entomological Society (SEG). Whereas the monograph is written in German, the identification key is trilingual (DE, FR, EN). The 389 pages contain a comprehensive overview about the amphipods of Switzerland, their ecology and their faunistics. The species identification key is suitable for beginners and experts, and covers all species of Switzerland and adjacent biogeographic regions, including all *Niphargus* species. The detailed texts for all 40 species hitherto reported from Switzerland are illustrated with 125 drawings and color photographs, and distribution maps of Switzerland. Many more additional drawings are contained in the identification key. All drawings were specifically prepared for this book. Additionally, the book covers a few species that are hitherto not reported from Switzerland but to be expected in the near future. This, as well as the illustrated identification key, renders the book valuable not only for scientists in Switzerland but also for amphipodologists from adjacent regions. We, Florian Altermatt, Roman Alther, Cene Fišer, and Vid Švara, hope that the monograph will meet with wide interest. It may be ordered through the publisher at <https://cscf.abacuscity.ch/de/chf/1~1~Coll/Fauna-Helvetica> as soon as the book is released. Preordering is possible at <http://www.cscf.ch/cscf/de/home/publikationen.html> via the PDF document.





**Key to genera**

1 Accessory flagellum of antenna I absent (Plate 1.1). In some species, antenna I much smaller than antenna II (Plate 1.2). Telson fleshy, thick, short, or minute and usually unclft. Mandibular palp vestigial or absent (dissection needed). Endopodit of uropod III always absent. → **Talitrida and Corophiida**

2

• Accessory flagellum of antenna I present (Plate 1.3). Antenna I and II of similar size or antenna I much longer than antenna II (Plate 1.4). Telson flat, laminar, movable and usually cleft, bilobed or at least distinctly incisive. Mandibular palp present (dissection needed). Endopodit of uropod III present in most species. → **Gammarida and Bogdiellida**

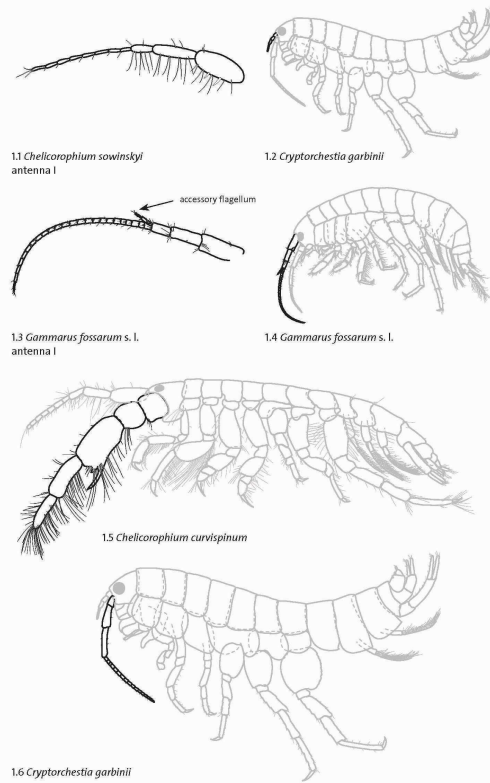
5

2 Antenna II enlarged and much stronger than gnathopods and pereopods (Plate 1.5). Pereopod VII longer or much longer than pereopod VI. Body dorso-ventrally flattened. Coxae I to IV small. Antenna II consisting of five segments without a distinct flagellum.

**Chelicorophium**

• Antenna II not enlarged (Plate 1.6). Pereopod VII of equal length as pereopod VI. Body laterally flattened. Coxae I to IV large. Antenna II with a distinct flagellum. → **Talitrida**

3



**Echinogammarus stammeri** S. Karaman, 1931  
(Tessiner Flohkrebs/Italien-Flohkrebs)

Einzigste einheimische Art der Gattung *Echinogammarus*. Sie kommt in der Schweiz nur im Tessin vor, wo sie in Bächen, Flüssen und Seen weit verbreitet und häufig ist. Dabei nimmt sie eine ähnliche ökologische Nische ein wie sie von *Gammarus fossarum* s. l. nördlich der Alpen belegt wird.

**Typus Fundort**

Monfalcone, Italien. Die aus der Schweiz beschriebene Art *Echinogammarus fluminensis* Pinkster & Stock, 1970 ist ein Synonym von *E. stammeri* (Karaman, 1993).

**Allgemeine Verbreitung**

Die Art kommt in Frankreich (Massiv de la Sainte Baume im Département Var), in Norditalien und auf dem Balkan bis nach Griechenland vor (Karaman, 1993). Sie ist vor allem in den Gewässern der Po-Ebene und deren Zuflüssen weit verbreitet.

**Verbreitung in der Schweiz**

Die Art kommt in der Schweiz nur im Tessin vor. Es handelt sich dabei um die nördliche Arealgrenze der norditalienischen Populationen. Sie ist vor allem in den tiefen Lagen des Tessins (Mendrisio, Lago di Lugano und Lago Maggiore und deren Zuflüsse) weit verbreitet.

**Höhenverbreitung**

Eine typische Art der tiefen Lagen. Von 200 m ü. M. (Lago Maggiore, Magadinoebene) bis 750 m ü. M. (höchster Nachweis in der Ticino bei Faido). Die meisten Vorkommen liegen unter 400 m ü. M.

**Lebensraum**

*Echinogammarus stammeri* ist eine Art mit einer sehr breiten ökologischen Nische. Sie kommt praktisch in allen aquatischen Lebensraumtypen in den tiefen Lagen des Tessins vor. Dies umfasst die grossen Seen (Lago Maggiore und Lago di Lugano), die grösseren Zuflüsse zu diesen Seen, aber auch die ganze Bandbreite an kleinen bis sehr kleinen Flüssen und Bächen bis hin zu Bewässerungskanälen im Landwirtschaftsgebiet (Abb. 96 & 97). Die Art kommt in schlammigem, sandigem bis grobschottrigem Substrat vor und nutzt auch die Makrophytenvegetation. Sie fehlt einzig in Gewässern, die entweder einer hohen Pestizidbelastung ausgesetzt sind oder die eine starke Schwall-Sunk-Dynamik aufweisen.

Im Tessin ist *E. stammeri* die am weitesten verbreitete Amphipodenart. An einigen Stellen kommen im gleichen Lebensraum auch *Synurella ambulans* respektive *Cryptorchestia garbinii* vor. Nach Stock (1968) kommt die Art in Italien auch zusammen mit *G. fossarum* s. l. und *G. pulex* vor.

**Ökologie**

Die Art nimmt im Tessin die ökologische Nische von *Gammarus fossarum* s. l. nördlich der Alpen ein. Sie ist an vielen Stellen sehr häufig und dürfte im aquatischen Nahrungsnetz

eine wichtige Funktion als Destruent respektive als Nährtier für Fische haben. Wie die *Gammarus*-Arten nördlich der Alpen kann *E. stammeri* durch das Auftreten neuer invasiver Arten massiv verdrängt werden. Casellaro et al. (2008) beschreiben dies anhand der Ausbreitung von *Dikerogammarus villosus* im Gardasee seit 2003.

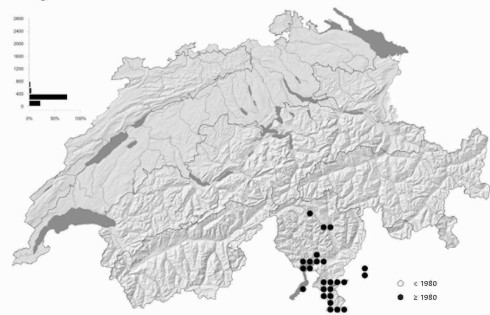
**Status**

Einheimische Art.

**Morphologie/Bestimmungsmerkmale**

Habitus: Kleine bis mittelgrosse Amphipodenart (Körpergrösse um 12 mm). Die Art weist einen ähnlichen Habitus wie *Gammarus fossarum* s. l. auf, wobei sie etwas kleiner ist (Abb. 92). Sie ist durch ihre verkürzten Innenäste der Uropoden III einfach von der Gattung *Gammarus* zu unterscheiden. In Norditalien (Lombardien) und Frankreich (Einzugsgebiet Rhone) gibt es eine Reihe weiterer Arten der Gattung *Echinogammarus*, die möglicherweise bis in die Schweiz vorkommen und auf die bei der Bestimmung von *E. stammeri* geachtet werden muss. Ausführliche Bestimmungsschlüssel dieser Arten geben Karaman (1993) und Stock (1968). *Echinogammarus foxi* unterscheidet sich durch deutlich kürzere und robustere Pereopoden V-VII, wobei vor allem die Segmente 3-6 deutlich kürzer und weniger schlank sind als bei *E. stammeri*. Bei *Echinogammarus pungens*, *E. ruffoi* und *E. veneris* zeigt das Stielsegment 3 der Antenne I maximal die 2-2,5-fache Länge der Breite (bei *E. stammeri* ungefähr die dreifache Länge der Breite) und hat nur ein bis drei Gruppen ventraler Borsten. Bei *E. stammeri* hat dieses Segment vier bis fünf Gruppen ventraler Borsten (Abb. 98).

*Echinogammarus stammeri*



## Patagonian amphipoda

I am writing from Puerto Madryn, Patagonia, Argentina, where several of us amphipodologists have attended the 10th International Conference on Marine Bioinvasion.

We were a little group of amphipod people from two continents:

Agnese Marchini from Italy, Macarena Ros & Gemma Martinez-Laiz from Spain, Anali' Campean from Perú, and Carlos Rumbold from Argentina.

All of us presented talks or posters with amphipod subjects, showing that this group has a relevant role in global Bioinvasions.

Anali' even presented the first ever survey of non-indigenous species in Perú, and amphipods resulted to be the dominant group!

This short report is just to update the amphipod newsletter on the Patagonian activities.

Best wishes from all of us!

*Agnese Marchini*

