



Ron Essig

Fish and Wildlife staff and volunteers sort fish during the ocean trawl survey.

NJ Fisheries Surveys: Signals from our Research

By Michael Celestino, Research Scientist | Jennifer Pyle, Senior Fisheries Biologist
 Lindsey Barry, Senior Fisheries Biologist | Greg Hinks, Assistant Fisheries Biologist

Introduction

New Jersey Division of Fish and Wildlife’s Marine Fisheries Administration has surveyed fishes in the Atlantic Ocean annually since 1988 and in the Delaware River since 1980. Surveys conducted continuously over such a time period offer a rich view of the natural environment and are indispensable tools with which to assess fish populations. We analyzed these two fishery-independent surveys to see what story they might tell.

The Surveys

The Ocean Stock Assessment Survey departs five times a year on the 81-foot research vessel *Seawolf*. Nearly 200 randomly selected sites, from Sandy Hook to Cape May, are sampled over the course of the year. Each survey takes about a week to complete. Sampling is conducted using a 30-meter otter trawl net deployed in depths ranging from 18–90 feet, out to about 20 nautical miles from the shore. Catches are sorted by species, counted, weighed and most lengths are measured.

The Delaware River Seine Survey is divided into three regions. The survey consists of 32 fixed stations within an area extending from the Salem River to Trenton. Each station is sampled bi-monthly from mid-June to mid-November. The net used is 100 feet long and 6 feet deep with ¼-inch mesh. It is pulled onto the beach from both ends. The catch is funneled into the bag in the center of the net. All fish are identified, counted and sub-samples are measured.

Water quality variables including dissolved oxygen, temperature and salinity are collected from both surveys at each sampling location.

Materials and Methods

There are several approaches that could have been utilized. For example, the analysis could have concentrated on a single species in a single survey, all species encountered in all surveys or some combination thereof. In the end, our approach focused on a subset of species common to both surveys that are also familiar to most anglers and outdoor enthusiasts. Those species are:

Alewife	American Shad
Atlantic Croaker	Atlantic Menhaden
Bay Anchovy	Black Drum
Blueback Herring	Blue Crab
Bluefish	Spot
Striped Anchovy	Striped Bass
Weakfish	

With about three decades of data, the results could fill volumes. Here, we concentrate on specific areas of the two surveys and a specific time of year. Both surveys occur in August (as well as October), providing a useful starting place. (A future article will examine October surveys.)

For the ocean trawl survey analysis, our attention narrowed to the Atlantic Ocean waters between northern Long Beach Island and Shark River that are between 30 and 65 feet deep. For the Delaware River seine survey analysis, we assessed data from the southern-most region of eight stations from the Hope Creek Nuclear Generating Station to the Delaware Memorial Bridges. Using a class of



Jennifer Pyle/NJ Div. Fish and Wildlife

Typical catch from the Delaware River seine survey.



The Delaware River seine survey net is hauled in by (l to r) staff Jennifer Pyle, Maryellen Gordon, Heather Corbett and Tiffany Hewitt.

exploratory statistical techniques suited nicely for our dataset of multiple species, we examined changes in community composition as well as changes in select environmental variables.

Results

Ocean trawl: Stratum 16 (August)

The first result is that not all species we set out to describe occur in the selected time window. Recall, however, that for this discussion we pared down the results from the complete time series to address the 13 selected species.

For the ocean trawl survey analysis, trends in the abundance of several species have moved in tandem over time. For example, bay anchovies, blue crabs and weakfish have generally become less abundant in our survey (in this area and month). Atlantic croaker, blueback herring, and striped anchovies have more complicated abundance trends peaking at different times.

Since Fish and Wildlife collects a number of environmental variables while conducting the surveys, it is appropriate to examine trends in those variables as well as the relationship with species abundance.

Revealed was a rather dramatic drop in water temperature during the first decade of the time series after which the rate of decline moderates. Salinity has undulated with an upward trend over the last five years. Finally, and surprisingly, dissolved oxygen follows a pattern very similar to water temperature. (Ordinarily, dissolved oxygen and water temperature trend in opposite directions since warmer water holds less oxygen than cold water). Interestingly, the trend in dissolved oxygen levels recorded since around the mid- to late-1990s hovers around hypoxic (dangerously low) conditions.

Examination of trends in species abundance and environmental data suggests that there is a relationship between the two—though not necessarily one that's causative. Weakfish, bay anchovies and striped anchovies all appear to be more

abundant with warmer temperatures. Bay and striped anchovies also appear sensitive to dissolved oxygen, with a very low abundance of these species below hypoxic levels.

Finally, with respect to relationships among species, one of the more interesting observations is the positive association between weakfish and bay anchovies; when one is abundant, so is the other. Bay anchovies are a dominant part of weakfish diets (Figure 1). What might be occurring here is weakfish congregating on bay anchovies when they are abundant.

Delaware River Seine Survey: Region I (August)

As with the ocean trawl survey data above, trends in the abundance of several species have moved in tandem over time. For example, in this region and survey month, Atlantic croaker (prey) and striped bass (predator) have generally increased in abundance. Interestingly, several species have a complementary abundance (Figure 2). Blueback herring and blue crabs are forage species, and what this figure might be showing is the effects of predator switching based on which forage species is more abundant. Some of our constituents have suggested that when striped bass are abundant bluefish are not. Figure 3 offers support for this idea but note that these are young of the year data.

With respect to environmental data, August

water temperatures show a cooling trend for the first several years of the time series, but since about 1995, water temperatures have steadily risen. This rise in temperature was not accompanied by a change in salinity, but was—not surprisingly—accompanied by a decline in dissolved oxygen. While dissolved oxygen is low, it has generally remained above dangerously low conditions unlike with the ocean trawl survey data above.

Some of the species examined appear sensitive to dissolved oxygen. For example, Atlantic menhaden and bluefish appear to be more abundant with increasing dissolved oxygen, whereas the opposite is true for juvenile striped bass and American shad. It is uncertain if dissolved oxygen is driving the abundance patterns, but the existence of the pattern suggests that there may be environmental changes.



Discussion and Conclusions

Long term, continuous fishery surveys provide unique insights into the environment and are indispensable tools to sustainably manage fish populations. Two surveys that occur during the same period of time each year (August) were examined. Species community composition showed either similar trends in abundance (a decline for bay anchovy, blue crab and weakfish in the ocean trawl survey; an increase for striped bass and Atlantic croaker in the seine survey), or complementary but reverse trends (increasing for striped bass while decreasing for bluefish in the seine survey.)

Analyses of water quality measurements brought a somewhat surprising result of decreasing water temperature trends along with a concurrent decline in dissolved oxygen to near hypoxic levels for the ocean trawl survey. Weakfish and bay anchovy abundance may be affected adversely by the cooler temperature. Low dissolved oxygen can also have a negative effect on bay anchovies, yet no consistent trend was found correlating the anchovies' distribution with dissolved oxygen content. The periodic shifts seen in their distribution over the years may have been influenced by changes in habitat suitability (for example when salinities vary due to meteorological events) or by greater predation in areas containing higher dissolved oxygen.

The Delaware River seine survey saw an increase in water temperature over time accompanied by a decline in dissolved oxygen but not down to the levels seen in the ocean trawl survey. The abundance of bluefish may have been negatively affected by the decline in dissolved oxygen, a condition which may have the opposite effect on juvenile striped bass.

Further studies on the trends in environmental parameters, species abundance, community composition and predator-prey relationships should be conducted. Data collected from these long-running projects and analyses such as these are necessary components in our efforts to sustainably manage New Jersey's valuable fisheries resources.

Figure 1. Percent of average weakfish diet by age that consists of bay anchovies. Estimates are from the Atlantic States Marine Fisheries Commission's Multi-Species Technical Committee.

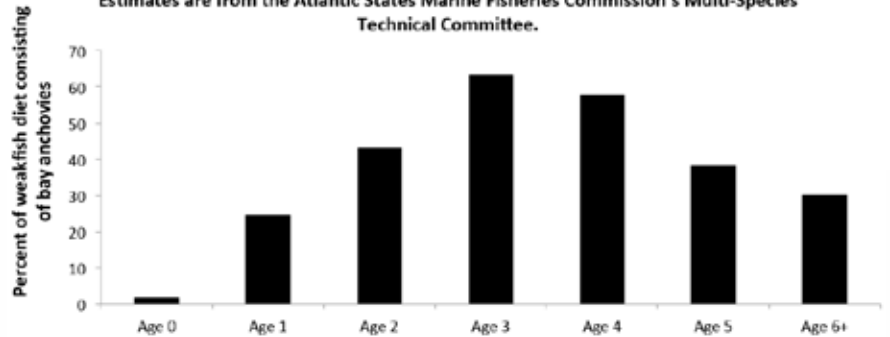


Figure 2. Abundance of two forage species collected in the Delaware River seine survey.

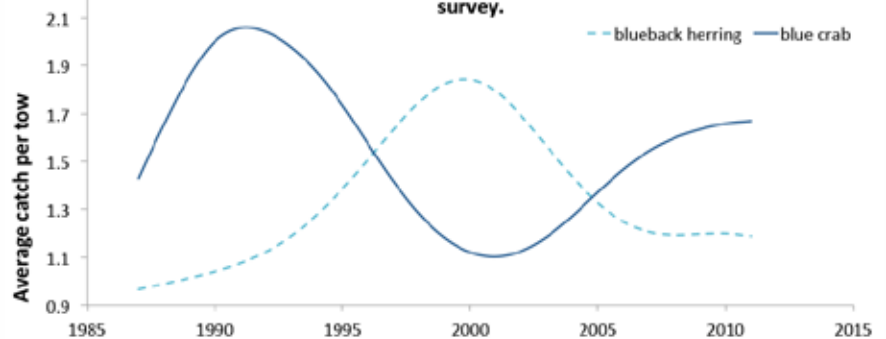
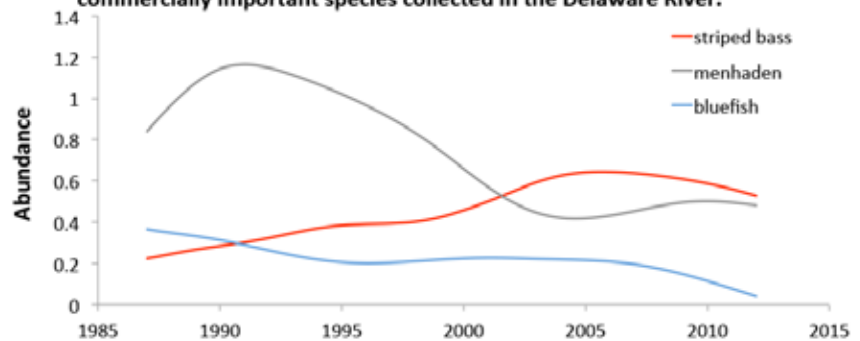


Figure 3. Trends in abundance for three recreationally and commercially important species collected in the Delaware River.





Public Service
Announcement
TEST

From the office of takemefishing.org.

Do you need a fishing license and boat registration?

Please take a few moments to consider each of the questions below. Take your time. Let it come naturally.



DIRECTIONS

1. Use No. 2 pencil.
2. Do NOT use a No. 1 pencil.
3. We don't know why. Just don't.

1

Is this your idea of fishing with friends?

- A Yes, I am a 1,200-pound brown bear, and these are my friends.
- B Yes, I stand at the edge of the falls and catch fish with my mouth.
- C No



2

Are you your own boat?

- A Yes, and please stop staring at my stern.
- B No, I'm my own airplane.
- C No



3

Do you want this in your favorite lake?

- A Yes. Landfills are soooo cliché.
- B Sure, who doesn't love dipping their toes into a pool of swirling sewage?
- C No



ANSWERS:

CONGRATULATIONS! You definitely need to be licensed and registered. Because funds generated from your fishing license and boat registration go toward conserving our waterways and providing better fishing and boating for generations to come.

Find out how to do your part at:



TAKEMEFISHING.org

QUESTION

QUESTION

QUESTION

Governor's Surf Fishing Tournament

GET OUTSIDE & ENJOY A DAY OF FISHING WITH FAMILY AND FRIENDS

By Karen Byrne, Senior Biologist

The Annual Governor's Surf Fishing Tournament date has changed from the fall to the spring! This year the 23rd Annual Tournament will be held Sunday, May 18, 2014. The new date for the tournament was proposed in an effort to increase participation in the event. Moving the date to the spring will hopefully allow for better fishing, less competition from competing interests in October such as Fall festivals, sports and bow hunting season, and provide a great way to kick off New Jersey's summer shore season. Once again anglers from New Jersey and neighboring states will descend upon the beaches of Island Beach State Park in hopes of catching the longest fish of the day. The tournament aims to encourage youngsters and adults to learn more about surf fishing while taking advantage of a great family activity. Funds raised by the tournament go toward marine resource conservation and education.

It was a foggy start to the day of fishing for 560 anglers who were hoping to catch the overall largest fish in the 22nd Annual Tournament. Eventually the sun burned through the fog and twenty-one fish were entered in the bluefish, kingfish and blackfish categories. NJ DEP Assistant Commissioner of Natural and Historic Resources Richard Boornazian was on site to greet tournament participants and to take part in the awards ceremony. A total of

thirteen prizes were awarded in categories for children, teen and adults. However, the grand prize went to Barry South of Morrisville, Pennsylvania, for catching an 18 1/2" bluefish. Mr. South received two rod-and-reel combinations, a plaque, and will have his name engraved on the Governor's Cup, which is permanently on display at Island Beach State Park.

Since its inception in 1991, the tournament has generated more than \$130,000 for various marine education and restoration efforts, construction of access ramps for disabled saltwater anglers, surf fishing instruction programs and equipment, specialized wheel chairs that provide beach access for the disabled and elderly, plus the purchase of the first mobile automatic heart defibrillator for use at Island Beach State Park.

For more information about the Governor's Surf Fishing Tournament or to receive a registration form, visit NJFishandWildlife.com/gsf.htm or call (609) 748-4347.

New Jersey Division of Fish and Wildlife (along with our co-sponsors: New Jersey Division of Parks and Forestry, New Jersey State Federation of Sportsmen's Clubs, Jersey Coast Anglers Association and New Jersey Beach Buggy Association) would like to thank the following organizations for contributing to the success of the 22nd Annual



Jamie Darrow/NJ Div. Fish & Wildlife

In the Governor's Surf Fishing Tournament winner's circle: (left to right) — Paul Harris (N.J. Beach Buggy Association), Mark Taylor (Jersey Coast Anglers Association), Barry South (Tournament Winner), DEP Assistant Commissioner Rich Boornazian, Frank Dara (Governor's Surf Fishing Tournament President and NJ State Federation of Sportsmen's Clubs member).

Governor's Surf Fishing Tournament in 2013:

- Canyon Gear
- Grumpy's Bait & Tackle
- Legal Limits Company
- Manns Bait Company
- O Mustad & Son, Inc.
- Sportsman's Center
- Surf Rocket
- Tru-Turn, Inc.
- TTI-Blakemore Fishing Group
- Wright & McGill Company



INSURANCE COVERAGE For your Boat & Equipment

No matter where you boat and fish, the BoatU.S. ANGLER Insurance program protects the things important to you.

- ▶ Agreed Value coverage
- ▶ Broad cruising area
- ▶ Tournament coverage
- ▶ Fishing equipment coverage
- ▶ Optional fishing guide coverage
- ▶ On Water Towing & Roadside Assistance

For a free quote call
866-532-1829
mention priority code 4876
BoatUSAngler.com

BoatU.S.
ANGLER
INSURANCE PROGRAM

Policies subject to limits and exclusions.

FISHERMAN'S WORLD

COMPLETE TACKLE CENTER
www.fishermansworld.net

Open 7 days a week year-round
Authorized Reel and Rod Repairs on site
CERTIFIED SHIMANO WARRANTY STATION
Shellfish & Fishing Licenses
Daily Fishing Reports

CONTACT US FOR EXPERT ASSISTANCE -

877.643.6011
Local: 203-866-1075
2 Fort Point Street
Norwalk, Connecticut 06855

TRILENE • TSUNAMI • LAMIGLAS • MAUI JIM • LEATHERMAN • SIMMS • AVET • G. LOOMIS • GIBBS • PRO-LINE • STORM • RUN OFF LURES

ORVIS • PENN • POWER PRO • NORTHBAR • BOMBER • SALT LIFE • OCEANMAX

SUPER STRIKE • BERKLEY GULP • GRUNDENS • AQUASKINS • GAMAKATSU



LIVE BAIT

Shiners • Fatheads • Worms
Plus Frozen Bait
MARYLAND STYLE CRAB TRAPS

**ONE OF THE
LARGEST SELECTIONS
OF RODS & REELS IN NJ!**

Expert Reel Repair
Special Orders

NJ & PA

Hunting and Fishing Licenses
State & Federal Duck Stamps

FULL SERVICE FLY SHOP

One of the Largest Fly Tying
Selections in the State

ENTER OUR

**ENTER OUR FREE
FLUKE CONTEST!**



**NJ's LARGEST
Sporting Goods Store!**

SERVING NEW JERSEY FOR OVER 100 YEARS!

YOUR FISHING TACKLE DESTINATION

Fresh & Saltwater Tackle – Friendly & Knowledgeable Staff!

DAIWA • ST. CROIX • ABU GARCIA • QUANTUM • COSTA DEL MAR • JINKAI • SPRO BUCKTAILS • MOMOI • VAN STAAL • SHIMANO

HUNTING • FISHING • CAMPING • ATHLETIC EQUIPMENT • ARCHERY • KAYAKS • BICYCLES • OUTDOOR & ATHLETIC CLOTHING
FOOTWEAR • TEAM, SCHOOL & CORPORATE SALES • BOY SCOUT UNIFORMS • LARGE SELECTION OF CUSTOM SURF PLUGS



513 West Union Ave. Bound Brook, NJ

(732) 356-0604

Monday–Friday 9:30–8:00, Saturday 9:00–5:30, Sunday 10:00–5:00
2 blocks east of I-287, exit 13A from I-287N, exit 13 from I-287S. 3 blocks south of Rt. 22 at the Thompson Ave. exit. 1/4 Mile east of the Bridgewater Promenade on Rt. 28.

Shop online at www.efingersports.com

TAKE \$10 OFF

YOUR FISHING PURCHASE OF \$50 OR MORE.

Cannot be combined with any other coupon offers or sales, or discounts. Not valid on prior purchases or licenses. Limit one coupon per person. Valid for in-store purchases only. Minimum purchase of \$50 before sales tax. No reproductions accepted. Other exclusions may apply. Coupon valid 5/1/14 – 10/31/14.

COUPON CODE ZZC83