

## **Benthic Sampling Adjacent to the Wai'anae Ocean Outfall, O'ahu, Hawai'i, June 2010**

Anthony R. Russo  
Julie H. Bailey-Brock  
William J. Cooke  
Cynthia L. Hunter  
Regina K. Kawamoto

January 2011

WATER RESOURCES RESEARCH CENTER  
UNIVERSITY OF HAWAII AT MĀNOA  
Honolulu, Hawai'i 96822





**REPORT DOCUMENTATION FORM**  
**WATER RESOURCES RESEARCH CENTER**  
 University of Hawai'i at Mānoa

<sup>1</sup> SERIES NUMBER Project Report PR-2011-06	<sup>2</sup> COWRR FIELD-GROUP 05-C
<sup>3</sup> TITLE  Benthic sampling adjacent to the Waianae ocean outfall, Oahu, Hawaii, June 2010	<sup>4</sup> REPORT DATE January 2011
	<sup>5</sup> NO. OF PAGES xii + 192
	<sup>6</sup> NO. OF TABLES 37 <sup>7</sup> NO. OF FIGURES 29
<sup>8</sup> AUTHORS  Anthony R. Russo Julie H. Bailey-Brock William J. Cooke Cynthia L. Hunter Regina K. Kawamoto	<sup>9</sup> GRANT AGENCY  City and County of Honolulu Department of Environmental Services
<sup>10</sup> CONTRACT NUMBER C64087	
<sup>11</sup> DESCRIPTORS:      benthic fauna, wastewater outfall, water pollution, mollusks, polychaetes, oligochaetes  IDENTIFIERS:      benthic survey, effects on or impacts to benthic community, cluster analysis, Euclidean distance analysis, Waianae ocean outfall, Oahu, Hawaii	
<sup>12</sup> ABSTRACT (PURPOSE, METHOD, RESULTS, CONCLUSIONS)  In June 2010, the City and County of Honolulu Department of Environmental Services Oceanographic Team divers collected bottom-sediment samples for biological and geochemical analyses at six stations (three reference stations and three stations in the zone of initial dilution [ZID]) at a depth of approximately 34 m in the vicinity of the Waianae Wastewater Treatment Plant outfall diffuser on the leeward coast of Oahu, Hawaii. All stations had sediment fractions with >90% sand. Silt fractions were no more than 4% at any station. Oxidation-reduction-potential (ORP) and total-volatile-solids measurements of these sediments indicated a nonreducing benthic environment at all stations. In 2010, the sediments at all stations around the outfall were rich in nonmollusks (crustacean, molluscan, nematode, oligochaete, and polychaete faunas). The highest mean abundance of nonmollusks was recorded at a reference station and the lowest at the diffuser station. Mean nonmollusk taxa richness was greatest at a reference station and least at a station in the ZID. Stations in the ZID were the most similar to one another in taxa composition; reference stations were generally more similar to one another than to ZID stations. In 2010, micromollusks were very abundant at all stations. Gastropods made up >90% of the total molluscan fauna. Stations in the ZID were most similar in mollusk taxa composition to one another. Grouping by "taxa in common" resulted in three clusters; one group containing two reference stations, one composed of two ZID stations and another composed of one ZID station and one reference station. Cluster analysis, based on taxa composition, indicated no clear pattern of interaction with the effluent discharge for either the mollusks or nonmollusks. Some taxa are recognized as being particularly effective indicators of organic pollution and their distribution and abundance can be used to assess organic enrichment. None of the polychaete or crustacean taxa found at Waianae, that are considered indicators of organic pollutants, exhibited patterns that suggest an impact of effluent on the benthos. Crustacean abundances were typically low at the diffuser station. This may be because of aggregations of fish attracted to the diffuser that are benthic feeders, specializing in infaunal and epifaunal crustaceans (Russo and Brock 2009). Polychaetes, also food for some fishes, are also lowest in abundance at the diffuser station. This hypothesis needs to be tested and would be interesting for future studies. If outfall effects are operating, depressions in crustacean species richness and abundance at the diffuser should also be accompanied by sharp depressions in abundance and diversity of other components of the benthos (e.g., polychaetes, mollusks). One should also expect a buildup of total organic carbon and reducing particulates, an increased silt fraction, decreased ORP values, etc. Also, pollution tolerant species should increase in abundance while those intolerant to stress should decrease in numbers and richness. These patterns were not seen. At all stations the sediment was oxygen-rich and devoid of reducing particulates. The results of the 2010 Waianae benthic study, along with results from previous years, suggest that no negative effects from treated effluent occur to the indigenous biological populations near the outfall diffuser.	

AUTHORS:

Dr. Anthony R. Russo  
President  
Anthony Russo Consulting  
1088 Bishop Street, Suite 1225  
Honolulu, Hawai'i 96813;  
Research Affiliate  
Water Resources Research Center  
University of Hawai'i at Mānoa  
Honolulu, Hawai'i 96822  
Tel.: 808/524-4063  
Fax: 808/956-5044  
Email: trusso@hawaii.rr.com

Dr. Julie H. Bailey-Brock  
Professor (Invertebrate Zoology)  
Department of Zoology  
University of Hawai'i at Mānoa  
2538 The Mall, Edmondson Hall 357  
Honolulu, Hawai'i 96822  
Tel.: 808/956-6149  
Fax: 808/956-9812  
Email: jbrock@hawaii.edu

Dr. William J. Cooke  
Ecological Consultant  
Marine Environmental Research  
705 Nūnū St.  
Kailua, Hawai'i 96734  
Research Affiliate  
Water Resources Research Center  
University of Hawai'i at Mānoa  
Honolulu, Hawai'i 96822  
Tel.: 808/254-0203  
Fax: 808/956-5044  
Email: william.j.cooke@earthlink.net

Dr. Cynthia L. Hunter  
Associate Professor (Marine Biology)  
Biology Program  
University of Hawai'i at Mānoa  
2450 Campus Road, Dean Hall 2  
Honolulu, Hawai'i 96822  
Tel.: 808/956-4748  
Fax: 808/956-4745  
Email: cindyh@hawaii.edu

Regina K. Kawamoto  
Research Affiliate  
Water Resources Research Center  
University of Hawai'i at Mānoa  
Honolulu, Hawai'i 96822;  
Collection Technician  
Bernice Pauahi Bishop Museum  
1525 Bernice Street  
Honolulu, Hawai'i 96817  
Tel.: 808/956-8620  
Fax: 808/956-9812  
Email: reginak@hawaii.edu

**\$100.00/copy**

Please make remittance in U.S. dollars from a U.S. bank  
or international money order to: **RCUH 1002**

Mail to: Water Resources Research Center  
University of Hawai'i at Mānoa  
2540 Dole Street, Holmes Hall 283  
Honolulu, Hawai'i 96822 • U.S.A.  
Attn: Publications/Multimedia Group

NOTE: Please indicate **PR-2011-06** on check or money order for our reference.

# **Benthic Sampling Adjacent to the Wai‘anae Ocean Outfall, O‘ahu, Hawai‘i, June 2010**

Anthony R. Russo  
Julie H. Bailey-Brock  
William J. Cooke  
Cynthia L. Hunter  
Regina K. Kawamoto


Project Report PR-2011-06

January 2011

PREPARED FOR  
City and County of Honolulu  
Department of Environmental Services

PROJECT REPORT FOR  
“Biological and Sediment Monitoring Program,  
with Supplementary Studies: 2007–2012”  
Project No.: C64087  
Project Period: 25 January 2007–30 June 2012  
Principal Investigator: Chittaranjan Ray

WATER RESOURCES RESEARCH CENTER  
UNIVERSITY OF HAWAI‘I AT MĀNOA  
Honolulu, Hawai‘i 96822



Any opinions, findings, and conclusions or recommendations expressed in this publication are those of the authors and do not necessarily reflect the views of the Water Resources Research Center.

## Executive Summary

---

Marine life surrounding the island of O‘ahu may be affected by various human activities in and around the ocean. These can include boating, diving, fishing, and swimming as well as treated-effluent disposal and storm-drain or other runoff.

This report, the latest in an annual series begun in 1986, describes studies of ocean-bottom, or “benthic,” marine organisms in the vicinity of the Wai‘anae ocean outfall diffuser. This outfall diffuser discharges treated effluent from the Wai‘anae Wastewater Treatment Plant (WWTP).

The basic question to be answered by the report is whether a “balanced indigenous population” (a population essentially the same as it would be in the absence of human activities) of these ocean-bottom marine organisms continues to live and thrive near the outfall diffuser. And all of the information we have gathered tells us that these marine organisms are diverse, healthy, and plentiful—just as they would be in the absence of any treated effluent.

At the Wai‘anae outfall diffuser a little more than 0.14 cubic meters per second (3.27 million gallons per day) of treated effluent is discharged through openings, or “riser ports,” on the outfall diffuser at a depth of 34.1 m (112 ft). The ocean outfall from the wastewater treatment plant, including the outfall diffuser, runs about 1.8 km (6,000 ft, roughly a mile and a tenth) offshore.

In June 2010, the City and County of Honolulu (CCH) Department of Environmental Services Oceanographic Team divers, using scuba and working with a small core sampler, took five samples of the ocean bottom at each of the six sampling stations.

One station is very near the outfall diffuser, at the center of the “zone of initial dilution” (ZID). Two stations are located on the outer boundaries of the ZID. The remaining three are reference stations located well away from the outfall diffuser and the treated effluent.

The ocean-bottom samples mostly capture three main types of tiny organisms: polychaetes (various kinds of marine worms), mollusks (invertebrates including clams and snails), and small crustaceans (such as amphipods, crabs, and shrimp). Scientists with expertise in these organisms examine the ocean-bottom samples under microscopes, identifying and counting each individual in each sample. From their work we know, for each sampling station, how many different kinds (taxa) of organisms were there at the time of the sampling and how many there were of each kind.

Results from these examinations, along with data about the ocean-water chemistry, are sent to another scientist for analysis and reporting. Statistical tests are used to see if there are significant differences between ZID stations and reference stations in the kinds and numbers of organisms sampled. Comparisons are made of the 2010 information with the information from the same studies done for the past ten years. Results of earlier studies are archived with the CCH Department of Environmental Services and various Hawai‘i state offices and libraries and can be readily accessed by anyone wishing to examine them.

Since we’ve been studying these sampling stations for almost a quarter of a century we expect there always to be some changes in what we see. As an example, polychaete samples taken annually between 2001 and 2008 have included between 74 and 123 taxa and between 1,222 and 2,430 individuals. For 2009 there were 107 taxa of polychaetes and 2,070 individuals. This year yielded 116 taxa and 1,779 individuals. The Wai‘anae outfall area is rich in bottom dwellers. In polluted areas these animals should be severely depressed in number of taxa and abundance. This was not the case at Wai‘anae.

Some ocean-bottom marine organisms are recognized for being more sensitive than others to certain kinds of pollution. Studies of these organisms are often used to look for possible pollution problems. None of the particular

marine organisms associated with such studies showed any signs of changes indicating any possible pollution effects from the treated effluent.

After careful analysis of all the information gathered the report concludes that, basically, there is no indication of any marked alteration of the marine-bottom community composition

related to station proximity to the outfall diffuser. The analyses of all the animal groups clearly demonstrate the presence of an abundant and diverse marine community near the outfall diffuser, comparable with reference stations kilometers from the treated effluent. This biological community has remained abundant and diverse throughout all the years of study.



## Contents

---

Executive Summary .....	v
Introduction .....	1
Project Organization .....	1
Materials and Methods .....	2
Sampling Stations .....	2
Station Positioning .....	2
Sampling Methods .....	2
Sample Processing .....	2
Nonmollusks .....	3
Mollusks .....	3
Data Analysis .....	3
Findings .....	4
Sediment Parameters .....	4
Biological Parameters .....	4
Total Nonmollusk Component .....	4
Mollusks .....	8
Pattern of Mean Abundance and Taxa Richness .....	8
Discussion .....	9
Community Structure .....	9
Additional Observations .....	10
Summary and Conclusions .....	11
References .....	12
Figures .....	15
Tables .....	35
Appendices .....	39
Appendix A. Sediment Data and Sample Locations .....	41
Appendix B. Basic Statistics and Variances for Nonmollusk Data .....	49
Appendix C. Basic Statistics and Variances for Mollusk Data .....	57
Appendix D. Taxon Abundance for Nonmollusks .....	63
Appendix E. Taxon Abundance for Mollusks .....	131

## Figures

---

1. Benthic sampling stations, Wai‘anae ocean outfall, O‘ahu, Hawai‘i .....	17
2. Plan and section details of sampling stations located in and on the boundary of the zone of initial dilution, Wai‘anae ocean outfall, O‘ahu, Hawai‘i .....	18
3. Percent sediment fraction, Wai‘anae ocean outfall sampling stations, O‘ahu, Hawai‘i, June 2010 .....	19
4. Mean number of nonmollusk individuals per sample, Wai‘anae ocean outfall sampling stations, O‘ahu, Hawai‘i, June 2010 .....	20
5. Mean number of nonmollusk taxa per sample, Wai‘anae ocean outfall sampling stations, O‘ahu, Hawai‘i, June 2010 .....	20
6. Shannon-Wiener diversity index ( $H'$ ) for nonmollusks, Wai‘anae ocean outfall sampling stations, O‘ahu, Hawai‘i, June 2010 .....	21
7. Evenness index ( $J$ ) for nonmollusks, Wai‘anae ocean outfall sampling stations, O‘ahu, Hawai‘i, June 2010 .....	21
8. Clustering of sampling stations for similarity of nonmollusk taxa composition, Wai‘anae ocean outfall, O‘ahu, Hawai‘i, June 2010 .....	22
9. Mean number of polychaete individuals per station, Wai‘anae ocean outfall sampling stations, O‘ahu, Hawai‘i, June 2010 .....	23
10. Mean number of polychaete taxa per station, Wai‘anae ocean outfall sampling stations, O‘ahu, Hawai‘i, June 2010 .....	23
11. Mean number of crustacean individuals per sample, Wai‘anae ocean outfall sampling stations, O‘ahu, Hawai‘i, June 2010 .....	24
12. Mean number of crustacean taxa per sample, Wai‘anae ocean outfall sampling stations, O‘ahu, Hawai‘i, June 2010 .....	24
13. Mean number of mollusk individuals per sample, Wai‘anae ocean outfall sampling stations, O‘ahu, Hawai‘i, June 2010 .....	25
14. Mean number of mollusk taxa per sample, Wai‘anae ocean outfall sampling stations, O‘ahu, Hawai‘i, June 2010 .....	25
15. Shannon-Wiener diversity index ( $H'$ ) for mollusks, Wai‘anae ocean outfall sampling stations, O‘ahu, Hawai‘i, June 2010 .....	26
16. Evenness index ( $J$ ) for mollusks, Wai‘anae ocean outfall sampling stations, O‘ahu, Hawai‘i, June 2010 .....	26

17. Clustering of sampling stations for similarity of mollusk taxa composition, Wai‘anae ocean outfall, O‘ahu, Hawai‘i, June 2010 .....	27
18. Pattern of mean individuals for nonmollusks and mollusks among Wai‘anae ocean outfall sampling stations, O‘ahu, Hawai‘i, June 2010 .....	28
19. Pattern of mean taxa richness for nonmollusks and mollusks among Wai‘anae ocean outfall sampling stations, O‘ahu, Hawai‘i, June 2010 .....	28
20. Mean number of nonmollusk individuals for ZID and non-ZID station groups, 2001 through 2010, Wai‘anae ocean outfall sampling stations, O‘ahu, Hawai‘i, June 2010 .....	29
21. Mean number of nonmollusk taxa for ZID and non-ZID station groups, 2001 through 2010, Wai‘anae ocean outfall sampling stations, O‘ahu, Hawai‘i, June 2010 .....	29
22. Mean number of nonmollusk individuals compared among six sampling stations for data collected from 2001 through 2010, Wai‘anae ocean outfall, O‘ahu, Hawai‘i .....	30
23. Mean number of nonmollusk individuals compared among ten sampling dates for data collected at six Wai‘anae ocean outfall sampling stations, O‘ahu, Hawai‘i .....	30
24. Mean number of nonmollusk taxa compared among six sampling stations for data collected from 2001 through 2010 at Wai‘anae ocean outfall, O‘ahu, Hawai‘i .....	31
25. Mean number of nonmollusk taxa compared among ten sampling dates for data collected at six Wai‘anae ocean outfall sampling stations, O‘ahu, Hawai‘i .....	31
26. Mean number of mollusk individuals compared among six sampling stations for data collected from 2001 through 2010 at Wai‘anae ocean outfall, O‘ahu, Hawai‘i .....	32
27. Mean number of mollusk individuals compared among ten sampling dates for data collected at six Wai‘anae ocean outfall sampling stations, O‘ahu, Hawai‘i .....	32
28. Mean number of mollusk taxa compared among six sampling stations for data collected from 2001 through 2010 at Wai‘anae ocean outfall, O‘ahu, Hawai‘i .....	33
29. Mean number of mollusk taxa compared among ten sampling dates for data collected at six Wai‘anae ocean outfall sampling stations, O‘ahu, Hawai‘i .....	33

## Tables

---

1. Mean nonmollusk abundance and taxa richness, Wai‘anae ocean outfall sampling stations, O‘ahu, Hawai‘i, 2001 through 2010 .....	37
2. Total polychaete abundance and taxa richness, Wai‘anae ocean outfall sampling stations, O‘ahu, Hawai‘i, 2001 through 2010 .....	37
3. Total crustacean abundance and taxa richness, Wai‘anae ocean outfall sampling stations, O‘ahu, Hawai‘i, 2001 through 2010 .....	38
4. Mean mollusk abundance and taxa richness, Wai‘anae ocean outfall sampling stations, O‘ahu, Hawai‘i, 2001 through 2010 .....	38

## Appendix Tables

---

A.1. Sediment grain-size analysis, Wai‘anae ocean outfall sampling stations, O‘ahu, Hawai‘i, June 2010 .....	43
A.2. Sediment fractions by weight, Wai‘anae ocean outfall sampling stations, O‘ahu, Hawai‘i, 2001 through 2010 .....	44
A.3. Total organic carbon and total volatile solids, Wai‘anae ocean outfall sampling stations, O‘ahu, Hawai‘i, June 2010 .....	45
A.4. Oxidation-reduction potential, Wai‘anae ocean outfall sampling stations, O‘ahu, Hawai‘i, June 2010 .....	46
A.5. Effluent flow rate and chemical parameters for 2001 through 2010, Wai‘anae Wastewater Treatment Plant, O‘ahu, Hawai‘i .....	47
B.1. Statistics for comparison of means for untransformed nonmollusk abundance, Wai‘anae ocean outfall sampling stations, O‘ahu, Hawai‘i, June 2010 .....	51
B.2. Statistics for comparison of means for untransformed number of nonmollusk taxa, Wai‘anae ocean outfall sampling stations, O‘ahu, Hawai‘i, June 2010 .....	51
B.3. Statistics for comparison of means for double-square-root transformed and untransformed crustacean abundance, Wai‘anae ocean outfall sampling stations, O‘ahu, Hawai‘i, June 2010 .....	52
B.4. Statistics for comparison of means for untransformed number of crustacean taxa, Wai‘anae ocean outfall sampling stations, O‘ahu, Hawai‘i, June 2010 .....	53
B.5. Statistics for two-way analysis of variance for nonmollusk abundance, Wai‘anae ocean outfall sampling stations, O‘ahu, Hawai‘i: Stations vs. Years .....	54

B.6.	Statistics for two-way analysis of variance for nonmollusk taxa richness, Wai‘anae ocean outfall sampling stations, O‘ahu, Hawai‘i: Stations vs. Years . . . . .	55
C.1.	Statistics for comparison of means for log <sub>10</sub> transformed and untransformed mollusk abundance, Wai‘anae ocean outfall sampling stations, O‘ahu, Hawai‘i, June 2010 . . . . .	59
C.2.	Statistics for comparison of means for untransformed mollusk taxa richness, Wai‘anae ocean outfall sampling stations, O‘ahu, Hawai‘i, June 2010 . . . . .	60
C.3.	Statistics for two-way analysis of variance for mollusk abundance, Wai‘anae ocean outfall sampling stations, O‘ahu, Hawai‘i: Stations vs. Years . . . . .	61
C.4.	Statistics for two-way analysis of variance for mollusk taxa richness, Wai‘anae ocean outfall sampling stations, O‘ahu, Hawai‘i: Stations vs. Years . . . . .	62
D.1.	Taxon abundance from six replicates for nonmollusk components (excluding crustaceans), Wai‘anae ocean outfall sampling station W1, O‘ahu, Hawai‘i, June 2010 . . . . .	65
D.2.	Taxon abundance from six replicates for nonmollusk components (excluding crustaceans), Wai‘anae ocean outfall sampling station W2, O‘ahu, Hawai‘i, June 2010 . . . . .	72
D.3.	Taxon abundance from six replicates for nonmollusk components (excluding crustaceans), Wai‘anae ocean outfall sampling station ZE, O‘ahu, Hawai‘i, June 2010 . . . . .	79
D.4.	Taxon abundance from six replicates for nonmollusk components (excluding crustaceans), Wai‘anae ocean outfall sampling station Z, O‘ahu, Hawai‘i, June 2010 . . . . .	86
D.5.	Taxon abundance from six replicates for nonmollusk components (excluding crustaceans), Wai‘anae ocean outfall sampling station ZW, O‘ahu, Hawai‘i, June 2010 . . . . .	93
D.6.	Taxon abundance from six replicates for nonmollusk components (excluding crustaceans), Wai‘anae ocean outfall sampling station W9, O‘ahu, Hawai‘i, June 2010 . . . . .	100
D.7.	Taxon abundance from six replicates for crustacean components, Wai‘anae ocean outfall sampling station W1, O‘ahu, Hawai‘i, June 2010 . . . . .	107
D.8.	Taxon abundance from six replicates for crustacean components, Wai‘anae ocean outfall sampling station W2, O‘ahu, Hawai‘i, June 2010 . . . . .	111
D.9.	Taxon abundance from six replicates for crustacean components, Wai‘anae ocean outfall sampling station ZE, O‘ahu, Hawai‘i, June 2010 . . . . .	115

D.10. Taxon abundance from six replicates for crustacean components, Wai‘anae ocean outfall sampling station Z, O‘ahu, Hawai‘i, June 2010 . . . . .	119
D.11. Taxon abundance from six replicates for crustacean components, Wai‘anae ocean outfall sampling station ZW, O‘ahu, Hawai‘i, June 2010 . . . . .	123
D.12. Taxon abundance from six replicates for crustacean components, Wai‘anae ocean outfall sampling station W9, O‘ahu, Hawai‘i, June 2010 . . . . .	127
E.1. Taxon abundance from six replicates for mollusk components, Wai‘anae ocean outfall sampling station W1, O‘ahu, Hawai‘i, June 2010 . . . . .	133
E.2. Taxon abundance from six replicates for mollusk components, Wai‘anae ocean outfall sampling station W2, O‘ahu, Hawai‘i, June 2010 . . . . .	143
E.3. Taxon abundance from six replicates for mollusk components, Wai‘anae ocean outfall sampling station ZE, O‘ahu, Hawai‘i, June 2010 . . . . .	153
E.4. Taxon abundance from six replicates for mollusk components, Wai‘anae ocean outfall sampling station Z, O‘ahu, Hawai‘i, June 2010 . . . . .	163
E.5. Taxon abundance from six replicates for mollusk components, Wai‘anae ocean outfall sampling station ZW, O‘ahu, Hawai‘i, June 2010 . . . . .	173
E.6. Taxon abundance from six replicates for mollusk components, Wai‘anae ocean outfall sampling station W9, O‘ahu, Hawai‘i, June 2010 . . . . .	183

## Introduction

---

The Wai‘anae Wastewater Treatment Plant (WWTP) currently operates as a secondary wastewater treatment plant (previously, until January 1996, it had operated as a primary wastewater treatment plant). Wastewaters of mainly domestic origin are treated and pumped at the plant prior to the discharge of approximately 0.14 m<sup>3</sup>/s (3.27 mgd) of secondary treated effluent through an outfall diffuser about 1.8 km (6,000 ft) offshore at a depth of 34.1 m (112 ft).

The City and County of Honolulu (CCH) Resolution 88-515 CD 1 requests that the city establish a research and monitoring program to identify any effect(s) from the treated effluent on the environment. The U.S. Environmental Protection Agency (EPA) suggests that all dischargers of municipal wastes monitor the

effects of effluents on marine biota in the vicinity of the discharge.

Results of this study were derived from samples taken in June 2010. This report incorporates the results of the past ten years of ongoing studies on the macrobenthic marine community in the vicinity of the Wai‘anae outfall diffuser. Previous studies were done near the Wai‘anae WWTP outfall diffuser annually from 1989 through 2009 (see Russo et al. 1989, 1991, 2009 for examples of earlier studies). Results of earlier studies for the years between 1991 and 2001 can be reviewed at CCH Department of Environmental Services and various Hawai‘i state offices and libraries and can be readily accessed by anyone wishing to examine them (or purchased from the Water Resources Research Center).

## Project Organization

---

Under the general supervision of Chittaranjan Ray, Interim Director, University of Hawai‘i at Mānoa Water Resources Research Center (WRRC) and project principal investigator, the primary members of the project team and their contributions to this study are as follow:

**Anthony R. Russo**

Sampling design, statistics, results, and final report

**Julie H. Bailey-Brock**

Nonmollusk analysis (excluding crustaceans)

**William J. Cooke**

Crustacean analysis

**Cynthis L. Hunter**

Micromollusk analysis

**Regina K. Kawamoto**

Micromollusk analysis

**Timothy Steinberger**

City and County of Honolulu project representative and coordinator for dive team and oxidation-reduction potential and sediment grain-size analyses.

## Materials and Methods

---

### Sampling Stations

Specific locations of the sampling stations are shown in Figure 1 and the plan and section details of stations located in and on the boundary of the zone of initial dilution (ZID) are shown in Figure 2. Six stations were established along the 34 m diffuser isobath in 1989. The stations are located, from east to west (consistent with the generally prevailing current), as follows:

#### Reference (non-ZID) Station W1

Located approximately 2.5 km southeast of the outfall diffuser.

#### Reference (non-ZID) Station W2

Located approximately 1.0 km southeast of the diffuser.

#### ZID Station ZE

Located on the southeast boundary of the ZID, approximately 30 m from the diffuser.

#### ZID Station Z

Located in the ZID at the diffuser.

#### ZID Station ZW

Located approximately 60 m southwest of the diffuser.

#### Reference (non-ZID) Station W9

Located approximately 2.5 km northwest of the diffuser.

### Station Positioning

Prior to sampling, the location of each station is determined using a Garmin differential global positioning system. After anchored floats are dropped the Oceanographic Team divers reconfirm the site locations.

### Sampling Methods

The sampling methodology used in this study (including handling, processing, and preservation of samples) generally follows the guidelines of the U.S. Environmental Protection Agency (1987), hereafter referred to as EPA procedures. Some procedures differ from those recommended because of the particular nature of

the Wai'anae substratum and sediments. A standard van Veen grab sampler was deemed inappropriate for use because the study area, which has a high percentage of hard limestone bottom with only a veneer of sediment, would likely damage the sampler if it were used.

Six replicate samples of approximately 227 cm<sup>3</sup> each were collected at each station by Oceanographic Team divers using a corer 7.6 cm in diameter by 5 cm deep. A consistent swimming pattern was used for each sediment collection.

For each location, five cores were used for benthic-fauna and oxidation-reduction-potential (ORP) analyses and one core was used for total-organic-carbon (TOC), grain-size, and primary-pollutant analyses. Oxidation-reduction potentials were measured using an Orion ORP pH Meter Model 231 with a Redox Combination Electrode. Readings were taken on the research vessel before the cores were processed for delivery to the laboratory. Laboratory sediment analyses followed methods prescribed in *Quality assurance and quality control for 301(h) monitoring programs: Guidance on field and laboratory methods* (U.S. EPA 1987).

Samples of this relatively small volume are considered appropriate as, based on earlier studies around outfall diffusers in Hawai'i, the benthic fauna in the nearshore region of Hawai'i is known to be both very abundant and small in size (Nelson 1986, Russo et al. 1989). Replicated samples at each station, rather than replicated subsamples from one sample, were taken to provide information on intra-station variability.

### Sample Processing

For the arthropods, micromollusks, polychaetes, and miscellaneous other taxa a variety of keys and taxonomic references were used. These references include Barrett and Bailey-Brock (2005), Bailey-Brock et al. (2003), Bailey-Brock et al. (2002), Salazar-Vallejo et al. (2007), others listed in Appendix Table G in



Nelson et al. (1987), and additional publications cited in this report.

### ***Nonmollusks***

The nonmolluscan samples were preserved in individual containers in buffered 10% formalin for 48 h or more. In the laboratory each sample was washed with freshwater through a 0.5 mm mesh screen.

At some stations sediments contained large calcium carbonate fragments. To remove these fragments the sediment was placed in a large rectangular enamel pan. The large fragments were then removed by a technician and visually examined individually and hand-processed to ensure that any external clinging organisms were removed. The fragments were then placed in a nitric acid bath for 24 h or longer to dissolve the carbonate fraction so that organisms living in burrows could be recovered. The acid-dissolution techniques used are detailed in Brock and Brock (1977).

After the removal of large calcium carbonate fragments the remaining sediment was elutriated with freshwater following the procedures of Sanders et al. (1965). The elutriate was poured through the 0.5 mm screen and recovered organisms were transferred to individual containers of 70% ethanol stained with rose bengal for storage and later sorting.

Samples were examined under a dissecting microscope and all nonmolluscan organisms were removed with forceps and grouped by phylum in vials of 70% ethanol. Arthropods were given to the appropriate taxonomic experts on the study team. All organisms were counted and then identified to the lowest taxonomic level possible using compound and dissecting microscopes and taxonomic keys.

The residue from the nitric acid bath was washed with freshwater through a 0.5 mm screen to remove the acid solution and placed in 70% ethanol stained with rose bengal. The residue was sorted under a dissecting microscope to remove all cryptofaunal organisms, previously embedded in the calcium carbonate, which had been retained on the screen. The organisms were processed as above

and specimens were given to the appropriate specialists on the study team. Organisms were identified to the species level when possible. Individuals recovered from the two fractions of the sample were treated together in the analyses.

### ***Mollusks***

The micromollusks were processed as has been described in Kay (1982). The separate micromollusk sediment samples collected by the CCH Oceanographic Team divers were placed in labeled jars in the field and the jars were then packed in ice and transported to the laboratory where they were refrigerated. Samples were fixed in 95% ethyl alcohol for 48 h (during which two changes of fresh alcohol were made) and then air dried. A 25 cm<sup>3</sup> aliquot was removed from each sample and put through a sieve series (U.S.A. Standard Testing Sieve: #20, 40, and 50) to ease sorting.

Aliquots were sorted for micromollusks under a binocular dissecting microscope. Only fresh-looking shells (more than 60% intact with a shiny surface and good color) were selected. These were identified to the lowest taxonomic level possible using Beesley et al. (1998), Kay (1975, 1978, 1979, 1982), Kay and Kawamoto (1980, 1983), Nelson (1986), and Russo et al. (1989) and then counted. All micromollusk specimens will be archived and maintained for six years at the University of Hawai'i.

### **Data Analysis**

All data were tested for normality (Kolmogorov-Smirnov test) and for homogeneity of variances ( $F_{\max}$  test) prior to statistical analysis (Sokal and Rohlf 1995). If the  $F_{\max}$  test was significant the data were transformed using a double-square-root or  $\log_{10}$  transformation.

Comparisons of stations were made using a one-way analysis of variance (ANOVA). Following the ANOVA, the *a posteriori* Tukey-Kramer test was used to determine which means were significantly different. All tables and figures reflect analysis on untransformed data except where specific transformations are noted.

The Shannon-Wiener diversity index ( $H'$ ) and the evenness index ( $J$ ) were computed for all stations for both the mollusk and nonmollusk fractions (Pielou 1984). Overall comparisons of both mollusk and nonmollusk taxa composition among stations are presented as dendrograms made on untransformed data using Euclidean distance in cluster analysis (Dietz 1983, McArtle and Anderson 2001). Multivariate techniques

were developed in the software "JMP IN" cluster program (SAS Institute Inc. 1985).

To examine trends over a ten-year period (2001–2010), comparisons were made of mean values (abundance and taxa richness) among all sampling stations and all sampling dates using two-way ANOVA and *a posteriori* Tukey-Kramer tests.

## Findings

---

### Sediment Parameters

Results of sediment grain-size analysis are given in Appendix Table A.1. Grain-size classes (Folk 1968) included: medium and coarse sand retained on a +2 phi sieve, fine sand passed through a +2 phi sieve but retained on a +4 sieve, and silt and clay passed through a +4 sieve.

Sediments taken at all sampling stations in the vicinity of the Wai'anae outfall diffuser had >90% sand (coarse, medium, and fine) (Appendix Table A.2). Sediments at stations Z, W2, ZW, and W1 consisted of a high percentage of coarse and medium sand (79.3%, 75.3%, 73.6%, and 68.4%, respectively).

There were no major shifts in the sediment sand fractions from 2009 to 2010 except at stations ZE and W9. The coarse-and-medium sand fractions decreased significantly at station ZE from 62.8% to 29.2% and at station W9 from 76.2% to 57.7% from 2009 to 2010 (Appendix Table A.2). There was no consistent gradient or pattern of grain sizes to suggest any effect from treated effluent discharged from the outfall diffuser.

There was very little (<4.5%) silt fraction—the sediment that usually indicates effluent impact from fine particulates—at all stations (Figure 3). More detailed analysis of the ocean-bottom hydrodynamics would be necessary to better explain year-to-year shifts in sediment fractions.

The analytical results for total volatile solids (TVS), a measure of sediment organic load,

showed no indication of a reducing environment in the vicinity of the outfall diffuser. TVS values were in the nonreducing range (no greater than 6.1%). TOC values were also in the nonreducing range (Appendix Table A.3).

The ORP readings, which were all positive, also indicated a nonreducing sedimentary environment (Appendix Table A.4). Because measurements were made on disturbed cores an interpretation of the results in terms of absolute oxygen available to the infauna was difficult. Nonetheless, on a relative basis using EPA procedures, there was no evidence that sediments became more reducing as they came closer to the outfall diffuser. There has been no indication of the existence of anomalously high rates of flow or abnormal effluent chemical conditions since discharge began at the diffuser of the extended outfall. Effluent flow rate and chemical data for 2001 through 2010 are provided in Appendix Table A.5. There were no major differences between 2009 and 2010 values.

### Biological Parameters

#### *Total Nonmollusk Component*

The nonmolluscan fraction of the benthic fauna included anthozoans, bryozoans, a cephalochordate species, a chaetognath species, echinoderms, a kinorhynch species, nematodes, nemerteans, oligochaetes, phoronids, platyhelminths, polychaetes, a poriferan, priapulids, sipunculans, and a urochordate species. Also collected were amphipods,

copepods, cumaceans, decapods, isopods, a mysid, ostracods, pycnogonids, and tanaids. For a list of all nonmollusk taxa collected this year see Appendix Tables D.1 through D.12.

The 5,423 nonmollusk specimens counted and identified for all stations and replicates represent 206 taxa. Nematodes (1,269) and oligochaetes (405) were fairly abundant this year representing approximately 23.4% and 7.5%, respectively, of all nonmollusks collected. Copepods were most abundant last year at station ZE while in 2010 they were most abundant at station W1. They decreased in abundance from 2009 to 2010 (from 557 to 243). Polychaetes were abundant (1,779 individuals, 32.8% of the total nonmollusk abundance). Polychaete taxa richness was 116 (up from 107 taxa in 2009), representing over 56% of all nonmollusk taxa identified. Crustaceans (including copepods) contributed 24.3% (1,320 individuals) of numerical abundance. The 67 crustacean taxa, most of which were decapod crustaceans, represented 32.5% of the total number of nonmollusk taxa.

Mean nonmollusk abundance ranged from 54.0 individuals per sample at station Z (11,880/m<sup>2</sup>) to 242.0 individuals per sample at station W2 (53,240/m<sup>2</sup>) (Figure 4).

According to the ANOVA on untransformed data there was a significant difference in means among stations (Appendix Table B.1). Station W2 was higher in mean abundance than stations W9, ZE, and Z. Station W1 had significantly higher abundance than stations ZE and Z. All other stations were not significantly different in abundance.

Mean number of nonmollusk taxa per sample ranged from 21.7 taxa (at station ZE) to 56.0 taxa (at station W2) (Figure 5). According to the ANOVA on untransformed data there were significant differences in the mean number of nonmollusk taxa among stations. Station W2 was significantly higher than Z, ZW, ZE, and W9 (Appendix Table B.2). Station W1 was higher in mean taxa richness than the ZID stations Z, ZE, and ZW, which themselves did not differ in mean richness. Nonmollusk

abundance and taxa richness values for years 2001 through 2010 are shown in Table 1.

Nonmollusk diversity (Figure 6) ranged from 2.49 at station ZE to 3.39 at station W9. Evenness (Figure 7) ranged from 0.65 at station ZE to 0.81 at station W9. Stations W1 and ZE were the most dissimilar in taxa composition; stations Z and ZW were most similar. Station Z was also very similar in taxa composition with station W9. Clustering of sampling stations for similarity of nonmollusk taxa composition is shown in Figure 8.

### *Polychaetes*

The 2010 polychaete abundance (1,779) is lower than that recorded in 2009 (2,070) while the number of taxa is higher (116 vs. 107 taxa) (Russo et al. 2009).

The mean number of polychaetes ranged from 23.0 individuals at station Z to 87.7 individuals at station W2 (Figure 9). Mean number of taxa ranged from 10.3 at station ZE to 28.3 to station W2 (Figure 10). Polychaetes were the most taxa-rich nonmollusk group at all stations.

The syllid *Pionosyllis heterocirrata* has been consistently dominant at both ZID and non-ZID stations from year to year. The hesionid *Micropodarke* sp. A and the sabellid *Fabricia* sp. A were also abundant, especially at stations ZW and W2, respectively.

Polychaete individuals constituted a dominant component of the nonmollusks at all stations. Abundance, community structure, and taxa richness of the various invertebrate groups may be affected by the rubble component of the benthic samples. For example there are more cryptic niches, and thus opportunities for bioeroders to form burrows in coral rubble, when larger fragments are present (Dutch 1988). The age of the rubble is also a factor in structuring the community that develops in this type of sediment grain-size regime. Disturbance of the rubble, by storms or by burrowing activities of other reef inhabitants, is yet another factor in structuring the community that develops within coral rubble (Sousa 1979, Brock and Smith 1983, Dutch 1988).

From the larger calcium carbonate fragments treated with the nitric acid bath, polychaetes were found at all six stations. Twenty taxa were found exclusively amongst the cryptozoofauna.

Polychaete reproductive activity was observed at all stations. Evidence of reproduction (copulatory hooks, enlarged eyes, natatory chaetae, presence of eggs in the coelom, and/or attached embryos or stolons) was found in many specimens. Individuals of *Pionosyllis heterocirrata* displaying reproductive characteristics were found at all stations.

Six polychaete taxa were newly found in the Wai'anae ocean outfall study area this year. Five of the polychaetes: *Hesionidae* sp. B, *Josephella marenzelleri*, *Micropodarke* sp. B, *Sigalion* sp. A, and *Sigalionidae* sp. A, had been previously found in collections from the Sand Island and Barbers Point ocean outfall study areas as well as in the collection from the regional monitoring station in Māmala Bay (Swartz et al. 2002). The polychaete *Spirorbis* sp. is new to the outfall study (Bailey-Brock 1987). The species *Protodrilus* sp. A has been renamed *Protodrilus albicans* (Bailey-Brock et al. 2010).

**Trophic categories.** Based on Fauchald and Jumars (1979), four broad feeding categories were used to classify the polychaetes in this study: 1) suspension feeders, those which filter particles from the surrounding water; 2) detritivores, those which feed on organic material on the ocean bottom; 3) carnivores, those which feed on other animals; and 4) omnivores, those which feed on a variety of food items.

Suspension feeders were relatively minor components of the benthic infaunal community at most stations and represented the smallest percentage of polychaete individuals among the four trophic categories except at station W2 where they were the most abundant trophic category. They were the least taxa-rich category at all stations except station ZW.

Deposit-feeding detritivorous polychaetes were the most abundant of the four trophic

categories at stations Z and W9 but were never the least abundant at any station. Detritivores were the most taxa-rich category at all stations.

Carnivorous polychaetes were the most abundant trophic category at station ZW, but were never the most taxa-rich at any station.

Omnivorous polychaetes were the most abundant trophic category at stations W1 and ZE and least abundant at station W2. Omnivores were the least taxa-rich trophic category at station ZW. The omnivore *Pionosyllis heterocirrata* was the dominant polychaete at most stations.

**Motility categories.** Again based on Fauchald and Jumars (1979), three motility categories were used to classify the polychaetes in this study: 1) motile, those polychaetes that do not form tubes; 2) discretely motile, those polychaetes that may form tubes or occupy burrows that can be vacated and new ones formed or located when conditions in the environment change—for example when they become smothered by sediment, disoriented by water motion, or disturbed by the burrowing activities of other organisms; and 3) tubicolous, those polychaetes that build tubes of calcium carbonate or sediment and typically do not leave these tubes.

Motile polychaetes were the most abundant and speciose category at all stations. The syllid *Pionosyllis heterocirrata* was the most dominant polychaete of the entire study area. Other abundant motile polychaetes were *Hesionura australiensis*, *Litocorsa acuminata*, *Micropodarke* sp. A, *Pisione* sp. A, and *Protodorvillea biarticulata*.

Discretely motile polychaetes were found in medium abundance at all stations except W2 and W9, where they were the least abundant; they were never the most or least taxa rich. The most abundant discretely motile polychaetes in this sample were the spionids *Laonice cirrata*, *Prionospio cirrifera*, *Prionospio steenstrupi*, and *Scoelelepis victoriensis*. The eunicid *Nematoneis unicornis* was also abundant.

Tubicolous polychaetes were the least abundant at stations W1, ZE, Z, and ZW. Tubicolous polychaetes were the least taxa rich

at all stations. Tubicolous polychaetes encompass an ecologically influential category that includes all the suspension feeders (e.g., families Sabellidae and Serpulidae) and some deposit feeders (e.g., families Maldanidae and Oweniidae). Abundant in this sample were the sabellids *Amphiglena mediterranea*, *Euchone* sp. B, and *Fabricia* sp. A. The maldanid *Rhodine* sp. A and the oweniid *Myriochele oculata* were also abundant. For total polychaete abundance and taxa richness over the years of study (2001–2010) see Table 2.

### Crustaceans

A total of 1,320 crustacean and other arthropod individuals representing 67 taxa were recorded in 2010 whereas in 2009 a total of 1,501 crustaceans and other arthropod individuals representing 61 taxa (including copepods as a single taxonomic group) were collected. Copepod abundance was 243 individuals.

Mean abundance (no./sample) ranged from 5.33 individuals per sample (1,173/m<sup>2</sup>, at station Z) to 82.5 individuals per sample (18,150/m<sup>2</sup>, at station W2) (Figure 11). Station Z was significantly lower in abundance than all other stations (Appendix Table B.3). Two dominant fauna, in terms of total individuals over the study area, were the isopod *Munna acarina* and the tanaid *Leptochelia dubia*. As a group, amphipods represented >15% of total crustaceans. Dominant amphipod species were *Ceradocas hawaiiensis*, *Eriopisella sechellensis*, *Konatopus paa*, and *Seba ekupuu*.

Mean number of crustacean taxa ranged from 3.83 (at station Z) to 18.0 (at station W2) (Figure 12). ANOVA indicated significant differences in mean number of taxa; station W2 was significantly higher in taxa richness than stations W9, Z, and ZE. (Appendix Table B.4).

In 2010 two new crustacean taxa were collected. A single specimen of a colorful podocopid ostracod tentatively identified as *Anchistrocheles* (?) sp. A. was collected at station W2. This ostracod appeared similar to *Anchistrocheles fumata* (Holden 1967) but since Holden provided no color notes for his live material a definitive identification cannot be

made. A single specimen of the tanaid *Parapseudes pedispinus* (?) was also collected at station W2. *Parapseudes pedispinus* (?) had been collected before in at the Sand Island study area and may have been lumped within *Apseudes tropicalis* counts in earlier years. These two specimens (out of the 1,077) hardly represent any significant shift in the study area's overall crustacean community. The collection of these two taxa suggests that benthic collections, sample processing, and specimen recovery remain efficient in sampling the composition of the overall crustacean community. Apparently variations in conditions at both control and outfall stations does allow for the collection of somewhat rarer members of the crustacean community.

The actual diversity of the crustacean community present in the study area would be expected to be higher than the value reported here. Copepods, cumaceans, and mysids are not specifically identified and several taxa of each group are almost certainly present. In general the Wai'anae outfall diffuser study area remains more diverse than the somewhat deeper Honouliuli WWTP outfall diffuser study area and the much deeper Sand Island WWTP outfall diffuser study area.

It should also be noted that, given the small areal coverage (7.6 cm diameter) of the sampling replicates, larger (2 cm and up) shrimps and crabs have very low probabilities of being collected (Rathbun 1906). Nevertheless the collection of seventeen decapod taxa suggests that these decapod taxa are reasonably widespread across the study area. However, as Norling et al. (2007) have demonstrated, sometimes a particular decapod species' specific traits may override simple taxa richness in defining important ecosystem properties and functions in benthic environments. Particularly for station Z it would be interesting to see, through a different sampling scheme, if some of the locally common decapods are truly missing from outfall-diffuser-influenced stations.

For total crustacean abundance and taxa richness at each station for years 2001–2010 see Table 3. ANOVA of mean nonmollusk

abundance and mean taxa richness for stations versus years of study are shown in Appendix Tables B.5 and B.6.

### ***Mollusks***

A total of 15,507 mollusks representing 219 taxa were collected in 2010; in 2009 12,389 individuals and 209 taxa were recorded. Mean abundance of mollusks per sample (no./25 cm<sup>3</sup>) ranged from 365.0 (at station W1) to 550.5 (at station ZW) (Figure 13). There were no significant differences in mean mollusk abundance (log<sub>10</sub> transformed) among stations (ANOVA, Appendix Table C.1).

Mean number of mollusk taxa per sample ranged from 47.3 (at station W1) to 67.7 (at station ZW) (Figure 14). There were significant differences in mean mollusk taxa numbers among stations (ANOVA, Appendix Table C.2). Station W1 was significantly lower in taxa than all other stations. Stations W2, W9, ZE, Z, and ZW did not differ in taxa richness.

Mollusk diversity (H') ranged from 2.88 (at station W9) to 3.25 (at station ZE) (Figure 15). Evenness (J) ranged from 0.60 (at station W1) to 0.74 at station ZE (Figure 16). Diversity and evenness values for mollusks were generally similar for all stations.

Cluster analysis showed that stations Z and ZE were most similar to one another in mollusk taxa composition. Stations W1 and ZE were most dissimilar (Figure 17).

As in previous years, the gastropod *Cerithidium perparvulum* was very abundant in 2010. Other abundant species were *Caecum arcuatum*, *Cerithidium diplax*, *Diala semistriata*, *Lophocochlias minutissimus*, *Parashiela beetsi*, *Pusillina marmorata*, *Rissoina pulchella*, *Scaliola* spp., *Schwartziella ephamilla*, *Tricolia variabilis*, and *Triphora* spp. Gastropods represented >90% of the total abundance of mollusks. Mean mollusk abundance and taxa richness data over years 2001–2010 are shown in Table 4. The ANOVA of mollusks (both abundance and taxa richness) for stations versus years is shown in Appendix Tables C.3 and C.4.

Four new mollusk taxa were identified: a species of the family Ancyliidae (Stanisic 1998) and the species *Cancilla carnicolor*, *Polinices tumidus*, and *Zebina tridentata* (Kay 1979).

### ***Pattern of Mean Abundance and Taxa Richness***

In 2010 the pattern of mean abundance among stations showed that mollusks were consistently higher in abundance over all stations than nonmollusks (Figure 18). Both mollusks and nonmollusks showed dips in abundance at station Z.

Mean taxa richness of mollusks was consistently higher than mean taxa richness of nonmollusks at all stations (Figure 19).

When data were averaged according to ZID and non-ZID station groups, mean nonmollusk abundance for both groups did not differ significantly over the years of study except in 2008 (Figure 20). Abundances of nonmollusks (especially copepods) were very high in 2008 and most were found at non-ZID stations W1 and W9. It is still unclear why, in 2008, these nonmollusks were so abundant.

Mean nonmollusk taxa richness for both ZID and non-ZID station groups did not differ very much from year to year until 2006 when taxa richness became higher for the non-ZID station group and remained higher through 2010 (Figure 21). Averaged over ten years of study (2001–2010), there were no statistically significant ( $P > 0.05$ ) differences in mean nonmollusk abundance among stations (Figure 22). When mean abundance was averaged over all stations for all years there were no significant differences among the years of study, except in 2008, when abundance was significantly higher (Figure 23).

Mean nonmollusk taxa richness differed significantly among years and among stations. Averaged over ten years of study, station W2 was significantly higher than all other stations (Figure 24). Averaged over all stations, for years 2001–2010, 2004 was the lowest in taxa richness and 2008 was the highest (Figure 25).

There were significant differences in mean mollusk abundance among stations when

averaged over ten years of study. Station W9 was significantly highest in mean abundance of all stations; station W2 was lowest (Figure 26). Averaged over all stations, there were significant differences in mean mollusk abundance among the years of study. The highest mean abundance occurred in 2004 (Figure 27).

Mean mollusk taxa richness differed significantly among stations and among years. Averaged over ten years of study, stations ZE,

ZW, and W9 were higher in mean number of mollusk taxa than all other stations (Figure 28). Mean mollusk taxa richness, averaged over a ten-year period, was highest this year (2010) and lowest in 2008 (Figure 29). Mean taxa richness for 2010 (61.5) rose significantly from 2009 (49.0) levels.

Complete and detailed taxa lists of abundances for all nonmollusk and mollusk taxa are shown in Appendices D and E respectively.

## Discussion

---

### Community Structure

In 2010 there were 5,423 nonmollusks representing 206 taxa reported. In 2009, there were 5,801 individuals reported representing 192 taxa. Characteristic of sedimentary environments around O'ahu (Nelson 1986, Nelson et al. 1987, Russo et al. 1989), the sediments around the Wai'anae outfall diffuser were consistently rich in nematode, oligochaete, and polychaete taxa over the 2001–2010 years of sampling.

In 2010 polychaete abundance decreased from 2009 values but taxa richness increased in 2010. This year (2010) polychaetes made up approximately 32.8% of the total benthic nonmolluscan fauna. Crustaceans (including copepods), kinorhynchans, nematodes, nemertean, oligochaetes, and sipunculans were fairly abundant and made up the remaining nonmollusk fauna. Polychaetes have been the dominant faunal group in the nonmollusk category for most sampling years.

In 2010 nonmollusks were most diverse at stations W1, W2, and W9. Diversity was lowest at ZID station ZE. Overall, mean diversity of the three ZID stations (2.84), taken as a group, was lower than that of the three non-ZID stations (3.24)—however, the difference was not statistically significant (t-test;  $P > 0.05$ ).

Benthic crustacean samples taken in 2010 from the Wai'anae wastewater treatment plant (WWTP) outfall study area remained very

diverse, in terms of taxa collected, when compared to the previous twenty years of sampling. This year's collection of 66 discrete non-copepod taxa (acari, crustaceans, and pycnogonids) collected across the study area is very much above the average recovery of 52 taxa (1990–2009 mean). This south O'ahu reef slope crustacean community remains dominated by the smaller crustacean forms (amphipods, copepods, isopods, ostracods, and tanaids) (Barnard 1970), with scattered collections of small decapods.

Tracking with the higher diversity, non-copepod crustacean abundance in 2010 was reasonably high, with 1,077 non-copepod specimens recovered (compared to 944 in 2000), well above typical collections of approximately 700 non-copepod specimens. In contrast, in 2002 only 447 non-copepod specimens were collected across the entire outfall study area. However compared to 2008 when 2,559 copepod specimens were recovered, a more normal 243 copepods were collected in these 2010 samples. This overall high diversity, and the large number of specimens collected, allowed a clear comparison between the sampling stations. In comparing the differences between stations, outfall station Z has often been both depauperate and less diverse than the other study area stations, and this remained true in 2010. In 2010 station Z had only 27 specimens of sixteen non-copepod taxa, significantly more diverse than in 2007 (when only eight non-

copepod taxa were collected), but still the least diverse of the six stations. The lack of non-copepod diversity seen at outfall stations Z and ZE is not seen across all outfall stations, with outfall station ZW having the second highest diversity with thirty-three non-copepod taxa.

Taxonomic diversity (expressed here simply as the number of discreetly recorded taxa) may be considered to be a better measure of the state of the crustacean communities at these stations than the abundance data. For the smaller crustaceans (amphipods, isopods, and tanaids) and pycnogonids, abundances can be strongly influenced by large numbers of juveniles released from brooding adults—even if only a few species find the conditions appropriate. This is in contrast to most marine invertebrates (many decapods, mollusks, most polychaetes, etc.) where abundance represents settlement from the plankton of a range of larvae that have found the site suitable for settlement. While high crustacean abundances (particularly if brooding juveniles are being produced) clearly indicate a site is suitable for that species; low abundance data is not necessarily indicative of unsuitability, particularly if a diverse fauna is present. This lack of abundance “symmetry” can easily confound simple statistical analysis of abundance data.

### **Additional Observations**

In 2010 a total (nonmollusks plus mollusks) of 20,930 benthic fauna, representing 425 taxa, were collected over all stations near the Wai'anae outfall diffuser. Last year 18,190 benthic fauna representing 401 taxa were recorded.

For the ten years of benthic sampling there was no grouping of stations, for both mollusks and nonmollusks, indicating a significant dichotomy of less-diverse ZID stations and more-diverse non-ZID stations.

In 2010 the difference between nonmollusk abundance for ZID vs. non-ZID groups increased over the 2009 difference. For all years except 2007, non-ZID values were higher than ZID values for abundance. Non-ZID group mean nonmollusk taxa richness has also been

consistently, but not significantly, higher over the years than ZID group values.

There was no indication that benthic taxa richness was related to outfall diffuser location. Theoretically any negative effect from the treated effluent should dramatically reduce taxa richness. Taxa richness is a better estimator of community stability than abundance because natural fluctuations between years can significantly alter the number of individuals.

The lower nonmollusk abundance and taxa richness in 2004, as compared to other years, as well as the lower ZID-station versus non-ZID-station diversity, may indicate a poor year of reproduction. In 2005 through 2010 nonmollusk abundance and taxa richness were higher than in 2004 and these were obviously better reproductive years. For all years except 2008 and 2010, the average values of abundance, taxa richness, diversity index, and evenness for ZID-stations vs. non-ZID-stations did not differ significantly.

There was no correlation between changes in the 2009 and 2010 benthic biological parameters and the physical and chemical parameters of the treated effluent for those years. Annual effluent flow rates and chemical parameters were essentially not different between these years.

Monthly records show no anomalous changes in parameters from month to month. The sediments were clean; total organic carbon and total volatile solids were low and within background levels. ORP values were positive and within a nonreducing range.

Sediment characteristics were also not significantly different between 2009 and 2010, except at station ZE, where a significant increase in medium sand was seen in 2010; most of the sediments were medium and fine sands. Silt fractions remained fairly close between years 2009 and 2010.

The patterns of abundance, distribution, and taxa richness of the benthic fauna, both temporally and spatially, did not indicate any negative effects from the treated effluent, especially according to the model of Pearson and Rosenberg (1978), affecting the marine



communities in the vicinity of the Wai'anae outfall diffuser. The Pearson and Rosenberg model (1978) predicts a sharp decrease in taxa richness and a large increase in a few pollution-tolerant taxa in the ZID when there is a significant pollution problem. It should be pointed out that the Pearson/Rosenberg model was developed from temperate zone data that is a much different biotope than Hawai'i. In a heavily polluted environment this model probably holds for all biotopes. It is in the light-to-medium-stressed areas where caution should be taken when evoking this model.

This pattern was not seen in 2010 or in the prior sampling years at Wai'anae. There were no large increases in abundance of taxa considered to be "indicators" of pollution. Diversity parameters did not differ greatly among stations or among years of study. Sediments were clean, oxidation-reduction potentials were positive, total organic carbon was low, and total volatile solids were no more than 4% for all years. Thus, based on annual monitoring data for this 2001–2010 study, there is no indication that treated effluent discharged from the Wai'anae outfall diffuser affects the indigenous biological populations at the sampling stations.

## Summary and Conclusions

---

Based on available data, using tests recommended by EPA for sediment analysis, there is no evidence that secondary treated effluent from the outfall diffuser of the Wai'anae WWTP ocean outfall is affecting the benthic faunal community in the vicinity of the effluent discharge. Sediments were similar at all stations and all stations had >90% sand substrate. There was no buildup of organic matter and all indications are that the sediments are nonreducing.

There was no pattern of abundance or diversity that indicated the treated effluent had a differential effect on stations closest to the outfall diffuser. The dominant taxa for both components (i.e., mollusks and nonmollusks) of the benthos were seen consistently over all the years of study, albeit with differing relative abundances. Diversity was high at all stations for both mollusk and nonmollusk fauna.

In 2010 there was no dichotomy in grouping of stations by taxonomic similarity for mollusks between ZID stations and non-ZID stations; nonmollusks also showed no such dichotomy. From 2001 through 2010 no dichotomy was seen in either faunal component, except in 2008 for the nonmollusks. In 2008 both mean

nonmollusk abundance and taxa richness were higher for non-ZID stations than for the ZID group; in 2009 and 2010 the differences were statistically nonsignificant.

This nonmollusk ZID vs. non-ZID dichotomy will continue to be monitored from year to year. Differences between ZID and non-ZID station groups may reflect changes in the sedimentary environment (e.g., grain size) caused by bottom hydrodynamics that may demonstrate differential food/spatial availability and may be independent of outfall diffuser effects. We continue to see high diversity and abundances at all stations. There have been, over the years, no precipitous reductions in diversity (diversity index, equitability, taxa richness, etc.) in the ZID group vs. the non-ZID group.

In 2010, as in earlier sampling years, there was no overall indication of an interaction of treated effluent with the indigenous benthic community near the Wai'anae WWTP outfall diffuser. The sediments continue to reflect a clean, biologically-rich, and non-reducing environment. Over all the years of study there is no indication that the stations monitored have been affected by the treated effluent discharged from the outfall diffuser.

## References

---

- Bailey-Brock, J.H. 1987. Phylum Annelida. In *Reef and Shore Fauna of Hawaii, Section 3: Sipuncula through Annelida*, Spec. Pub. 64 (3), ed. D.M. Devaney and L.G. Eldredge, 213–454. Honolulu: Bishop Museum Press.
- Bailey-Brock, J.H., J. Dreyer, and R.E. Brock. 2003. Three new species of *Saccocirrus* (Polychaeta, Saccocirridae) from Hawai'i. *Pac. Sci.* 57:463–478.
- Bailey-Brock, J.H., B. Paavo, B.M. Barrett, and J. Dreyer. 2002. Polychaetes associated with a tropical ocean outfall: Synthesis of a biomonitoring program off O'ahu, Hawai'i. *Pac. Sci.* 56:459–479.
- Bailey-Brock, J.H., C. Jouin-Toulmond, and R.E. Brock. 2010. Protodrilidae (Annelida: Polychaeta) from the Hawaiian Islands and comparison with specimens from French Polynesia. *Pac. Sci.* 64(3):463–472.
- Barnard, J.L. 1970. Sublittoral Gammaridea (Amphipoda) of the Hawaiian Islands. *Smithsonian Cont. Zool.* 34:1–286.
- Barrett, B.M., and J. Bailey-Brock. 2005. *Progoniada oahuensis*, a new species from Oahu, Hawaii (Annelida: Polychaeta: Goniadidae). *Proc. Biol. Soc. Wash.* 118(2):251–258.
- Beesley, P.L., G.J.B. Ross, and A. Wells (eds.). 1998. Mollusca: The southern synthesis. In *Fauna of Australia*, Vol. 5, Part A, xvi–563; Part B, viii–565. Melbourne: CSIRO Publishing.
- Brock, R.E., and J.H. Brock. 1977. A method for quantitatively assessing the infaunal community in coral rock. *Limnol. Oceanogr.* 22:948–951.
- Brock, R.E., and S.V. Smith. 1983. Response of reef cryptofaunal communities to food and space. *Coral Reefs* 1:179–183.
- Dietz, E.J. 1983. Permutation tests for association between two distance matrices. *Syst. Zool.* 32(1): 21–26.
- Dutch, M.E. 1988. A characterization of polychaete assemblages on a Hawaiian fringing reef. M.S. thesis, University of Hawai'i.
- Fauchald, K., and P.A. Jumars. 1979. The diet of worms: A study of polychaete feeding guilds. *Oceanogr. Mar. Biol. Ann. Rev.* 17:193–284.
- Folk, R.L. 1968. *Petrology of sedimentary rocks*. Austin, Texas: Hemphills.
- Holden, J.C. 1967. Late Cenozoic Ostracodes from Drowned Terraces in Hawaii. *Pac. Sci.* 21:1–50.
- Kay, E.A. 1975. *Micromollusk assemblages from the Sand Island sewer outfall, Mamala Bay, Oahu: Interim Progress Report*. Proj. F-322-74 for City and County of Honolulu. Honolulu: University of Hawai'i at Mānoa Water Resources Research Center.
- Kay, E.A. 1978. *Summary of micromolluscan data, biological monitoring at Sand Island outfall: Interim progress report*. Honolulu: University of Hawai'i at Mānoa Water Resources Research Center.
- Kay, E.A. 1979. *Hawaiian marine shells: Reef and shore fauna of Hawaii, Sec. 4: Mollusca*. Spec. Pub. 64 (4). Honolulu: Bishop Museum Press.

- Kay, E.A. 1982. *Micromollusk assemblages in Mamala Bay, Oahu: Preliminary summary of 1982 report*. Special Report 6:22:82. Honolulu: University of Hawai'i at Mānoa Water Resources Research Center.
- Kay, E.A., and R. Kawamoto. 1980. *Micromolluscan assemblages in Mamala Bay, Oahu, 1979: Progress Report*. Honolulu: University of Hawai'i at Mānoa Water Resources Research Center.
- Kay, E.A., and R. Kawamoto. 1983. *Micromolluscan assemblages in Mamala Bay, Oahu, 1974–1982*. Technical Report No. 158. Honolulu: University of Hawai'i at Mānoa Water Resources Research Center.
- McArtle, B., and M.J. Anderson. 2001. Fitting multivariate models to community data: Comment on distance-based analyses. *Ecology* 82 (1):290–297.
- Nelson, W.G. 1986. *Benthic infaunal sampling in the vicinity of Sand Island outfall, Oahu, Hawaii*. Special Report 6:20:86. Honolulu: University of Hawai'i at Mānoa Water Resources Research Center.
- Nelson, W.G., J.H. Bailey-Brock, E.A. Kay, D. Davis, M. Dutch, and R. Kawamoto. 1987. *Benthic infaunal sampling in the vicinity of the Mokapu sewer outfall, Oahu, Hawaii*. Special Report 2:12:87. Honolulu: University of Hawai'i at Mānoa Water Resources Research Center.
- Norling, K., R. Rosenberg, S. Hulth, A. Grémare, and E. Bonsdorff. 2007. Importance of functional biodiversity and species-specific traits of benthic fauna for ecosystem functions in marine sediment. *Mar. Ecol. Prog. Ser.* 332:11–23.
- Pearson, T.H., and R. Rosenberg. 1978. Macrobenthic succession in relation to organic enrichment and pollution of the marine environment. *Oceanogr. Mar. Biol. Ann. Rev.* 16:229–311.
- Pielou, E. 1984. *The interpretation of ecological data: A primer on classification and ordination*. New York: John Wiley and Sons.
- Rathbun, M.J. 1906. Brachyura and Macrura of Hawaiian Islands. *Bull. U.S. Fish Commission* 23:827–930.
- Russo, A., E.A. Kay, J.H. Bailey-Brock, and W.J. Cooke. 1989. *Ecological observations of benthic fauna in the vicinity of the Waianae ocean outfall, O'ahu, Hawai'i*. Special Report 06-09:89. Honolulu: University of Hawai'i at Mānoa Water Resources Research Center.
- Russo, A., E.A. Kay, J.H. Bailey-Brock, and W.J. Cooke. 1991. *Benthic faunal sampling adjacent to Waianae ocean outfall, O'ahu, Hawai'i, June 1990*. Special Report 04.30:91. Honolulu: University of Hawai'i at Mānoa Water Resources Research Center.
- Russo, A.R., E.A. Kay, J.H. Bailey-Brock, and W.J. Cooke. 2008. *Benthic sampling adjacent to the Wai'anae ocean outfall, O'ahu, Hawai'i, December, 2008*. PR-2009-07. Honolulu: University of Hawai'i at Mānoa Water Resources Research Center.
- Russo, A.R., and R.E. Brock. 2009. *A Survey of Selected Coral and Fish Assemblages Adjacent to the Wai'anae Ocean Outfall, O'ahu, Hawai'i, June 2009*. PR 2010-06. Honolulu: University of Hawai'i at Mānoa Water Resources Research Center.
- Salazar-Vallejo, S.I., J.H. Bailey-Brock, and J. Dreyer. 2007. Revision of *Pseudexogone* Augener, 1922 (Annelida, Polychaeta, Syllidae), and its transfer to Pilargidae. *Zoosystema* 29 (3):535–553.
- Sanders, H., R. Hessler, and G. Hampson. 1965. An introduction to the study of deep-sea benthic faunal assemblages along the Gay Head-Bermuda transect. *Deep Sea Res.* 12:845–867.

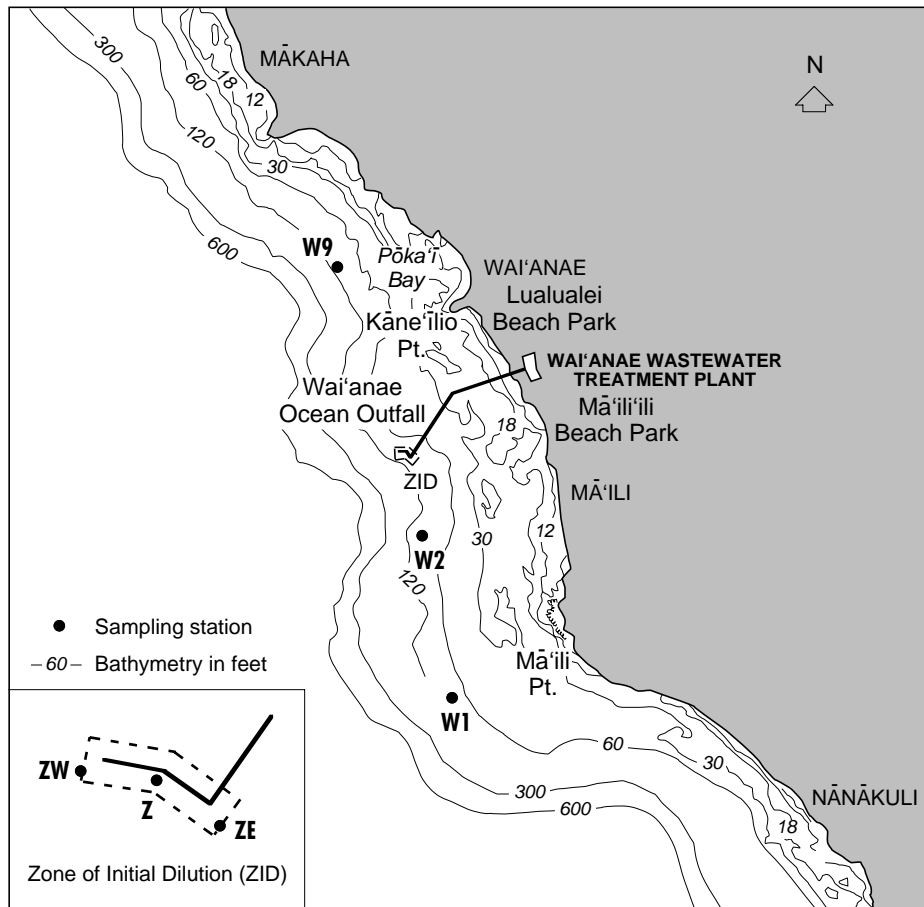
- SAS Institute Inc. 1985. *SAS user's guide: Basics*, version 5 edition. Cary, North Carolina: SAS Institute Inc.
- Sokal, R.R., and F.J. Rohlf. 1995. *Biometry: The principles and practice of statistics in biological research*, 3d edition. San Francisco: W.H. Freeman & Co.
- Sousa, W.P. 1979. Disturbance in marine intertidal boulder fields: The nonequilibrium maintenance of species diversity. *Ecology* 60:1225–1239.
- Stanisic, J. 1998. Family Ancyliidae, 1071–1072. In *Fauna of Australia*, Vol. 5, Part B, ed. P.L. Beesley, G.J.B. Ross, and A. Wells, 565–1234. Melbourne: CSIRO Publishing.
- Swartz, R.C., J.H. Bailey-Brock, W.J. Cooke, and E.A. Kay. 2002. *Regional monitoring of benthic fauna in Mamala Bay, O'ahu, Hawai'i, August 2001*. PR-2002-07. Honolulu: University of Hawai'i at Mānoa Water Resources Research Center.
- U.S. Environmental Protection Agency. 1987. *Quality assurance and quality control (QA/QC) for 301(h) monitoring programs: Guidance on field and laboratory methods*. EPA 430/9-86-004. U.S. Environmental Protection Agency Office of Marine and Estuarine Protection.

---

## Figures

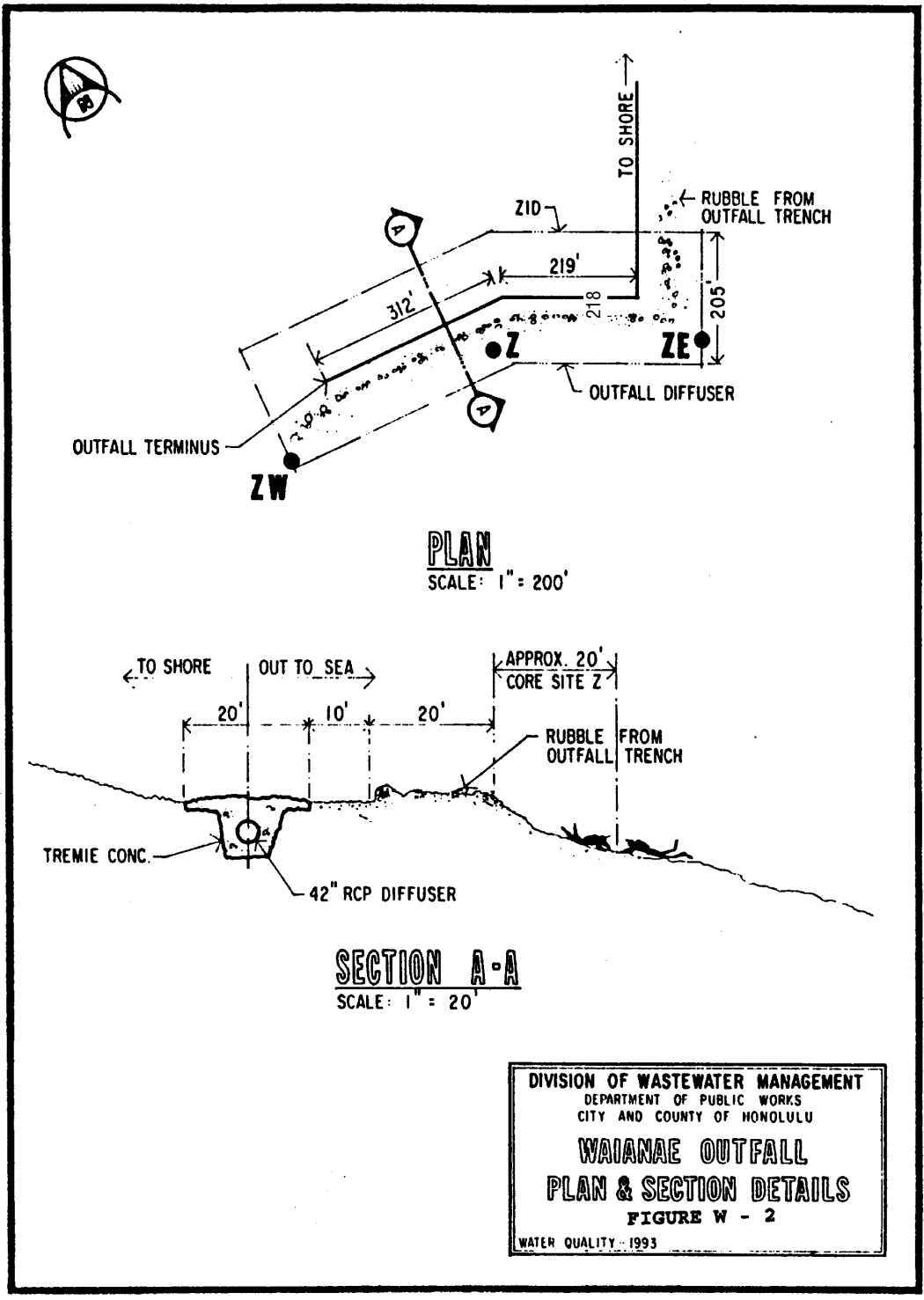
---





From Russo et al. (1989)

Figure 1. Benthic sampling stations, Wai'anae ocean outfall, O'ahu, Hawai'i



Courtesy of City and County of Honolulu Department of Wastewater Management (1993)

Figure 2. Plan and section details of sampling stations located in and on the boundary of the zone of initial dilution, Wai'anae ocean outfall, O'ahu, Hawai'i



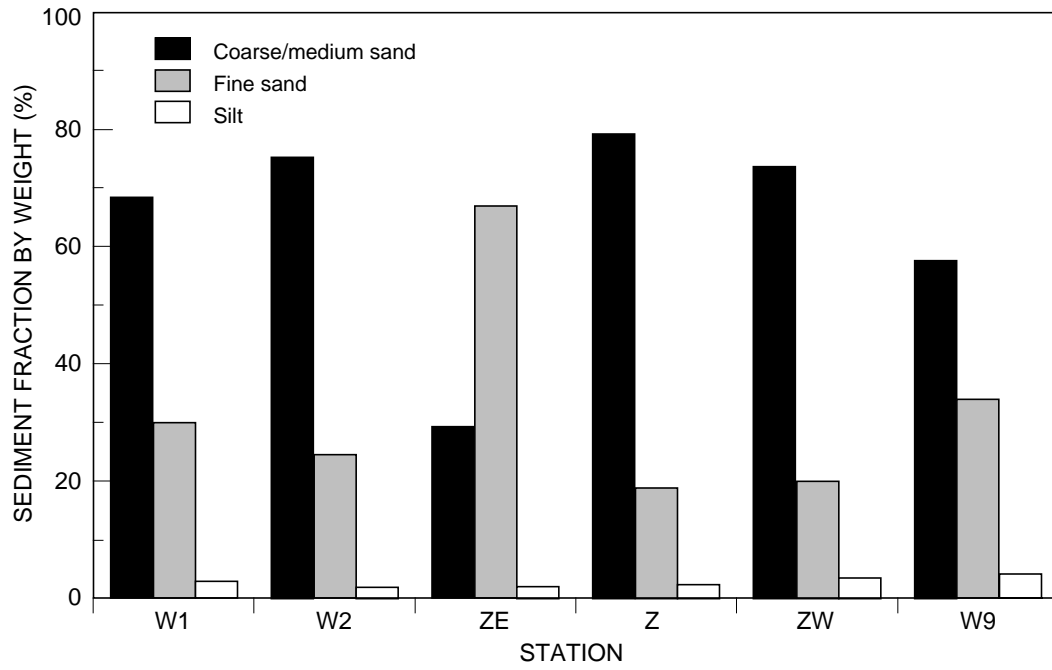


Figure 3. Percent sediment fraction (by weight), Wai'anae ocean outfall sampling stations, O'ahu, Hawai'i, June 2010

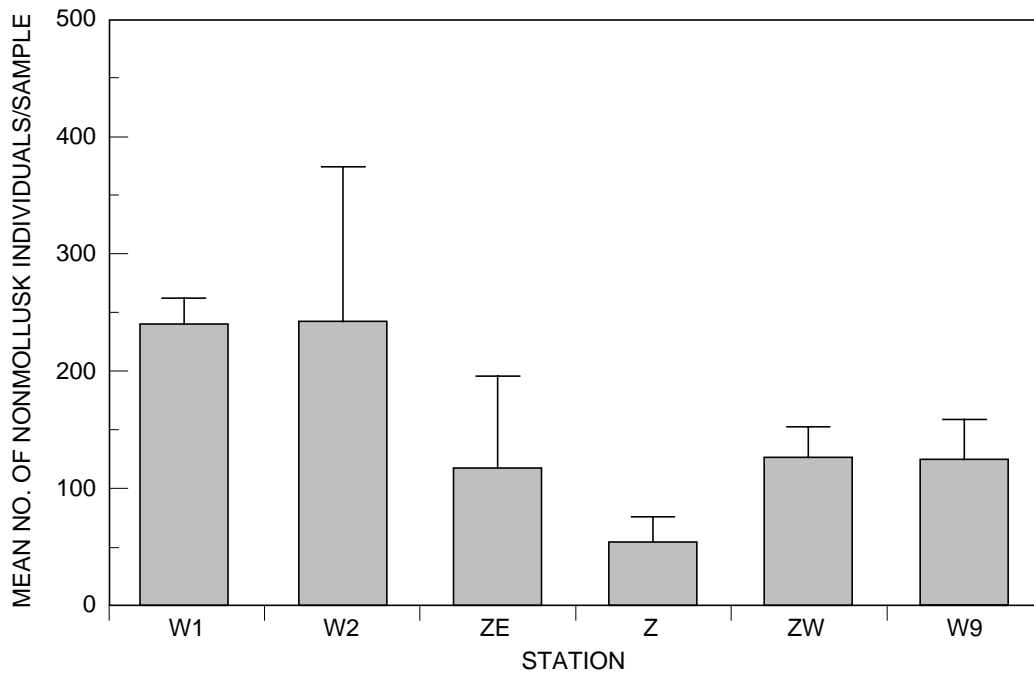


Figure 4. Mean (+1 SD) number of nonmollusk individuals per sample, Wai'anae ocean outfall sampling stations, O'ahu, Hawai'i, June 2010

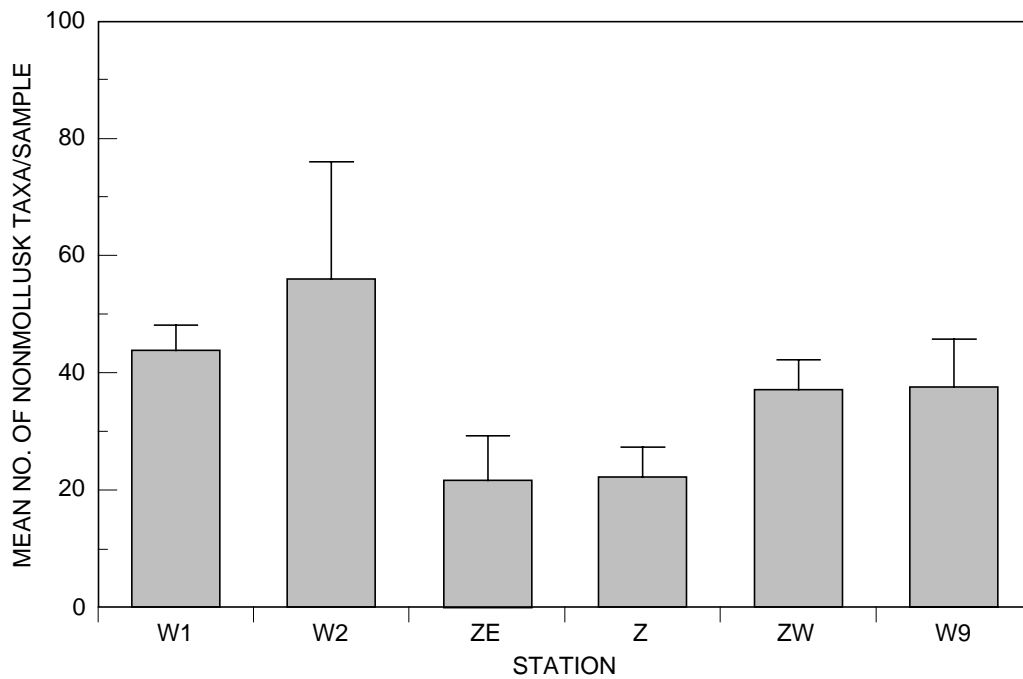


Figure 5. Mean (+1 SD) number of nonmollusk taxa per sample, Wai'anae ocean outfall sampling stations, O'ahu, Hawai'i, June 2010

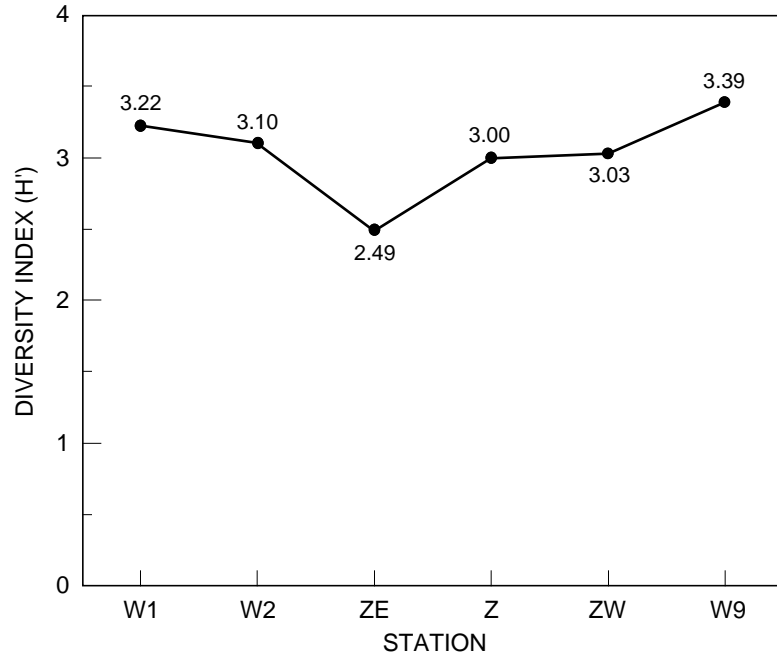


Figure 6. Shannon-Wiener diversity index (H') for nonmollusks, Wai'anae ocean outfall sampling stations, O'ahu, Hawai'i, June 2010

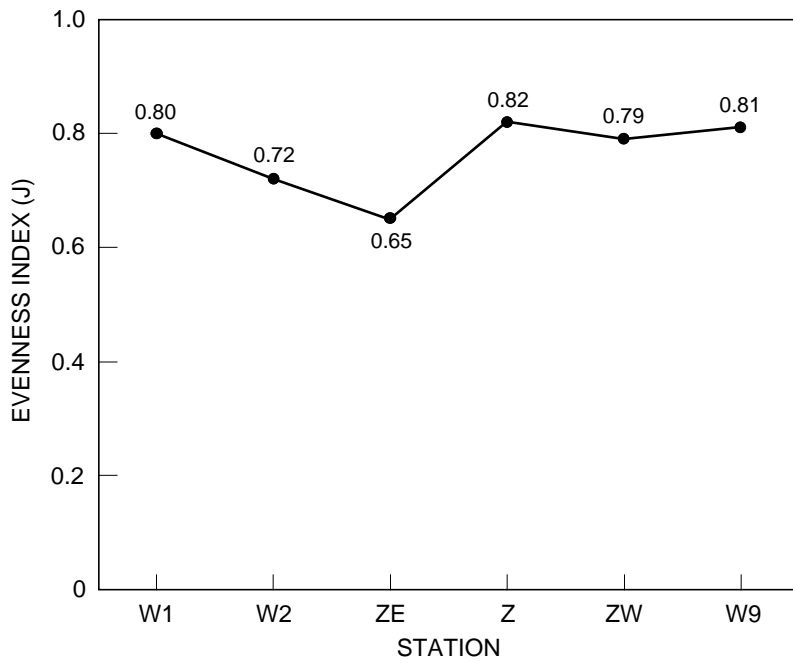


Figure 7. Evenness index (J) for nonmollusks, Wai'anae ocean outfall sampling stations, O'ahu, Hawai'i, June 2010

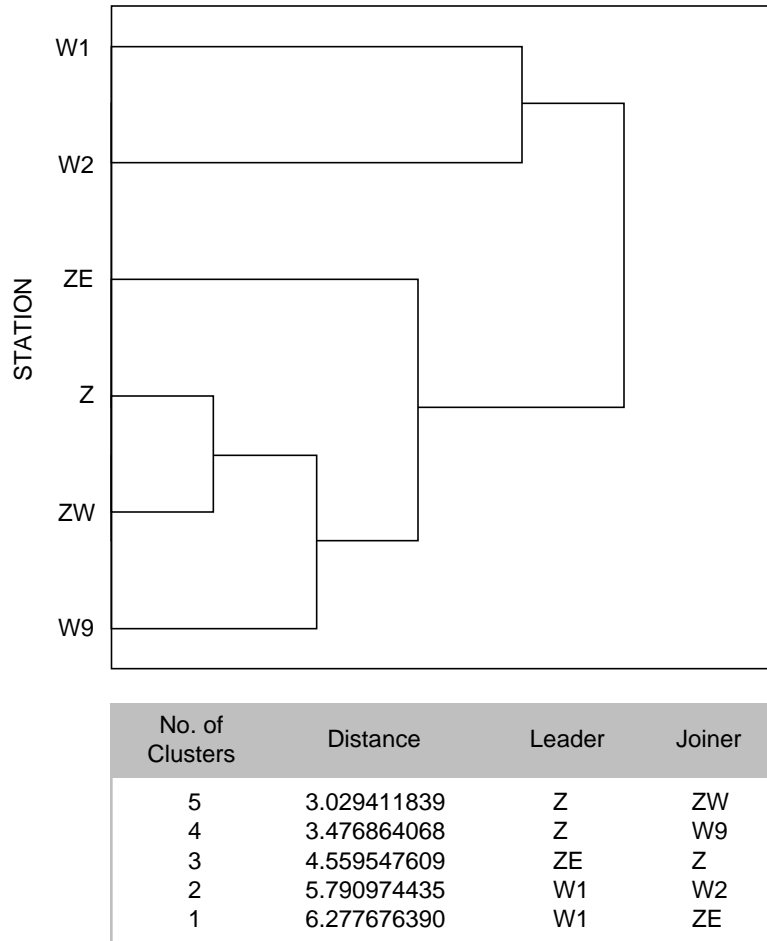


Figure 8. Clustering of sampling stations for similarity of nonmollusk taxa composition, Wai'anae ocean outfall, O'ahu, Hawai'i, June 2010

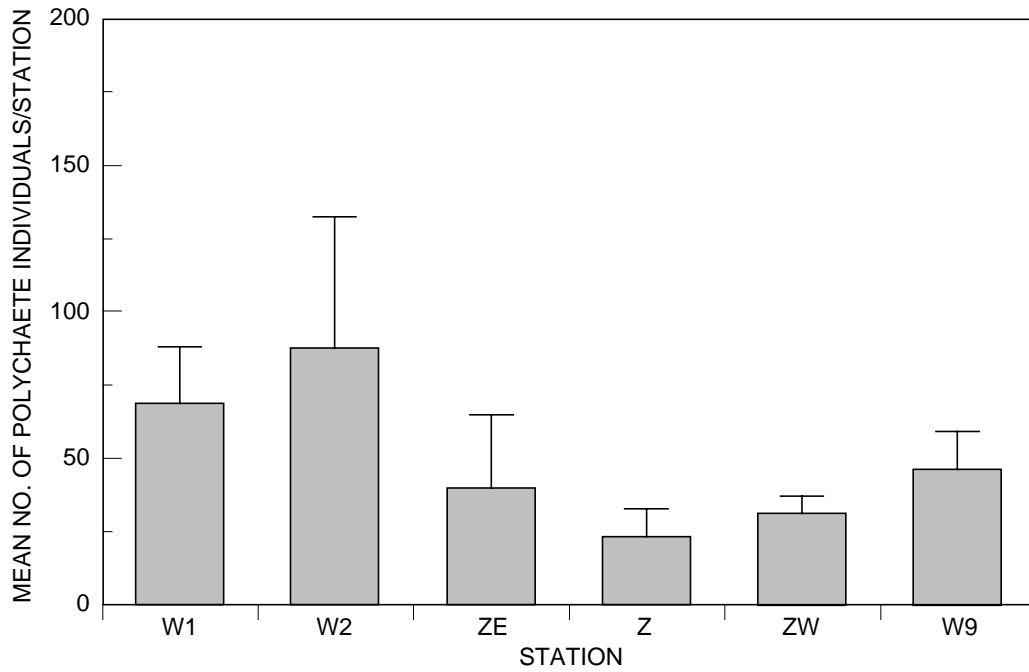


Figure 9. Mean (+1 SD) number of polychaete individuals per station, Wai'anae ocean outfall sampling stations, O'ahu, Hawai'i, June 2010

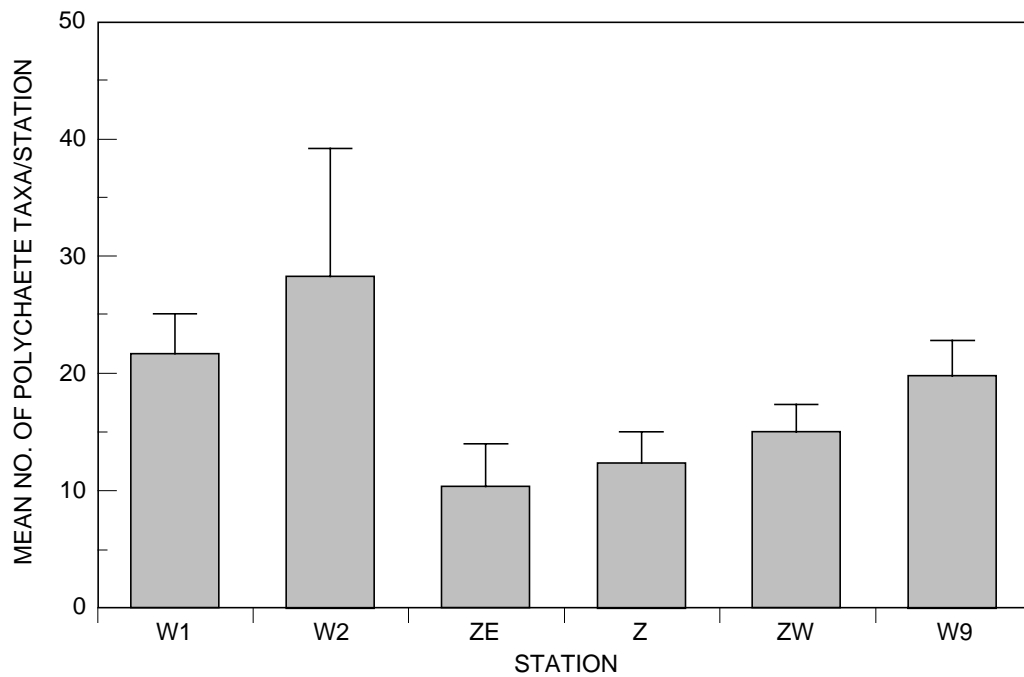


Figure 10. Mean (+1 SD) number of polychaete taxa per station, Wai'anae ocean outfall sampling stations, O'ahu, Hawai'i, June 2010

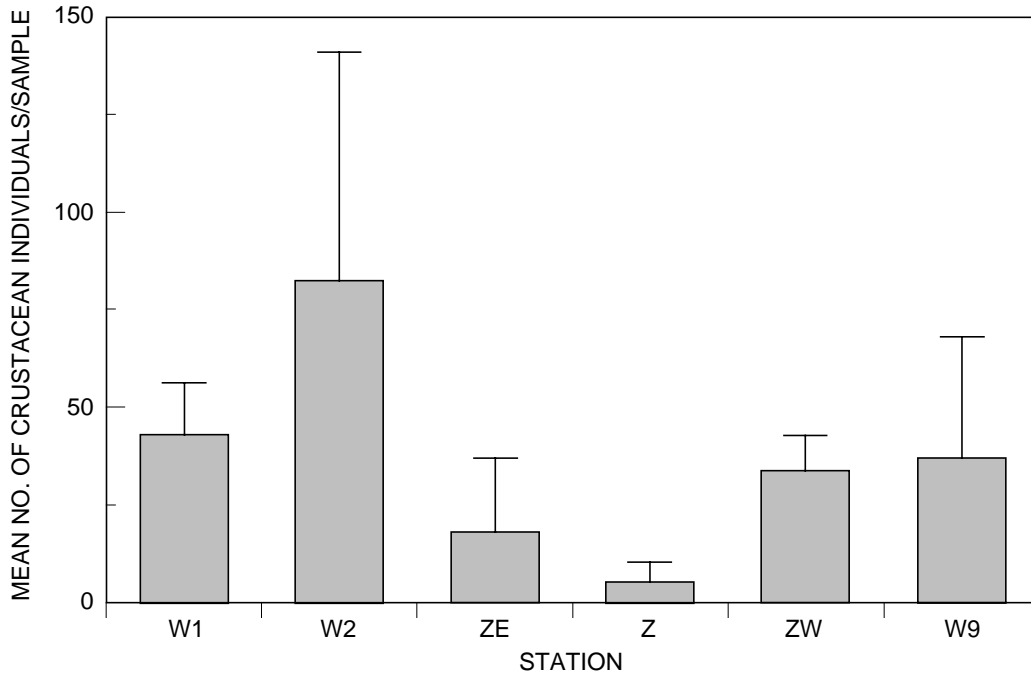


Figure 11. Mean (+1 SD) number of crustacean individuals per sample, Wai'anae ocean outfall sampling stations, O'ahu, Hawai'i, June 2010

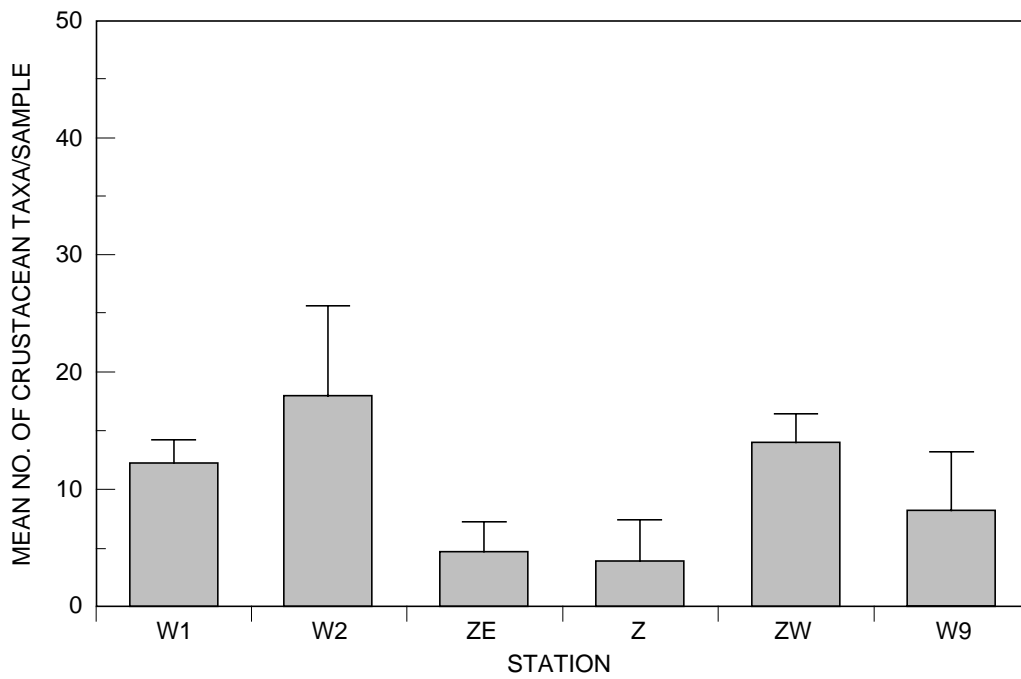


Figure 12. Mean (+1 SD) number of crustacean taxa per sample, Wai'anae ocean outfall sampling stations, O'ahu, Hawai'i, June 2010

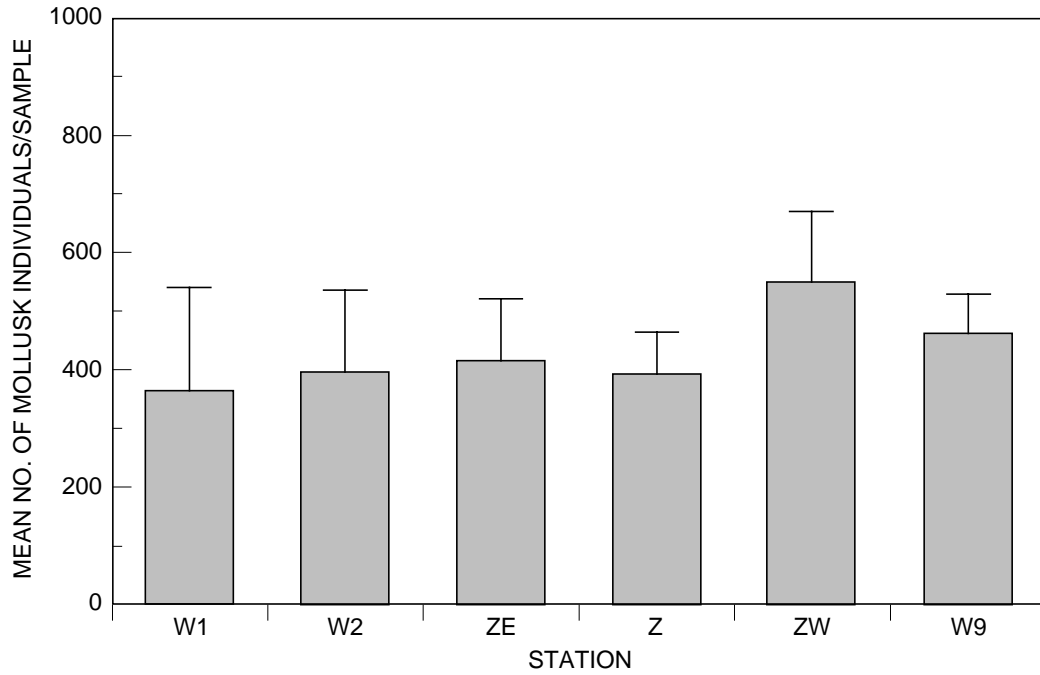


Figure 13. Mean (+1 SD) number of mollusk individuals per sample (no./25 cm<sup>3</sup>), Wai'anae ocean outfall sampling stations, O'ahu, Hawai'i, June 2010

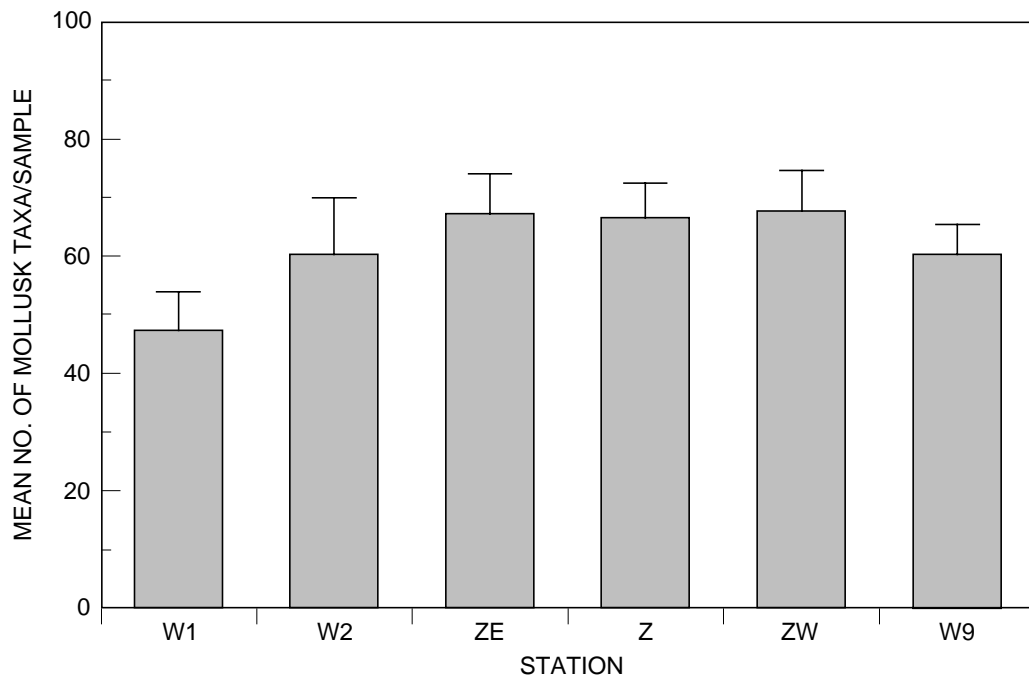


Figure 14. Mean (+1 SD) number of mollusk taxa per sample (no./25 cm<sup>3</sup>), Wai'anae ocean outfall sampling stations, O'ahu, Hawai'i, June 2010

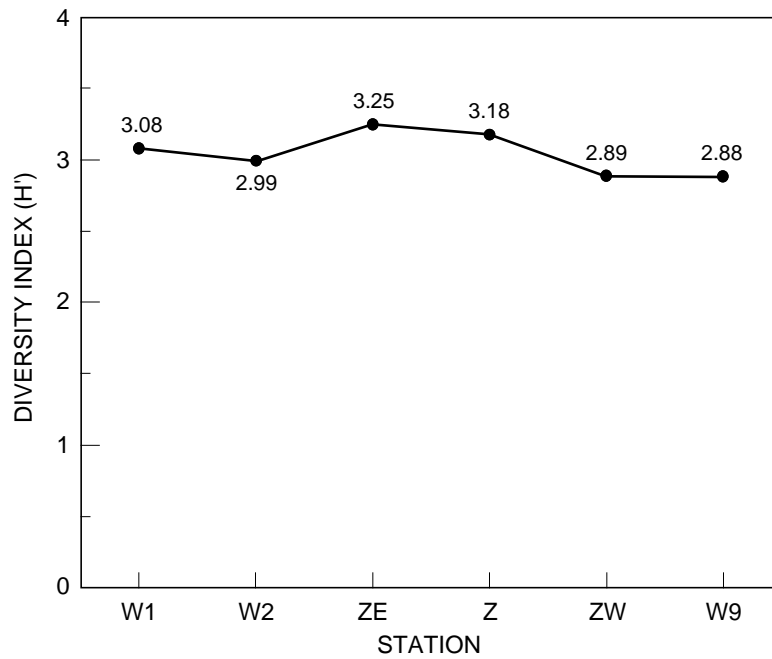


Figure 15. Shannon-Wiener diversity index (H') for mollusks, Wai'anae ocean outfall sampling stations, O'ahu, Hawai'i, June 2010

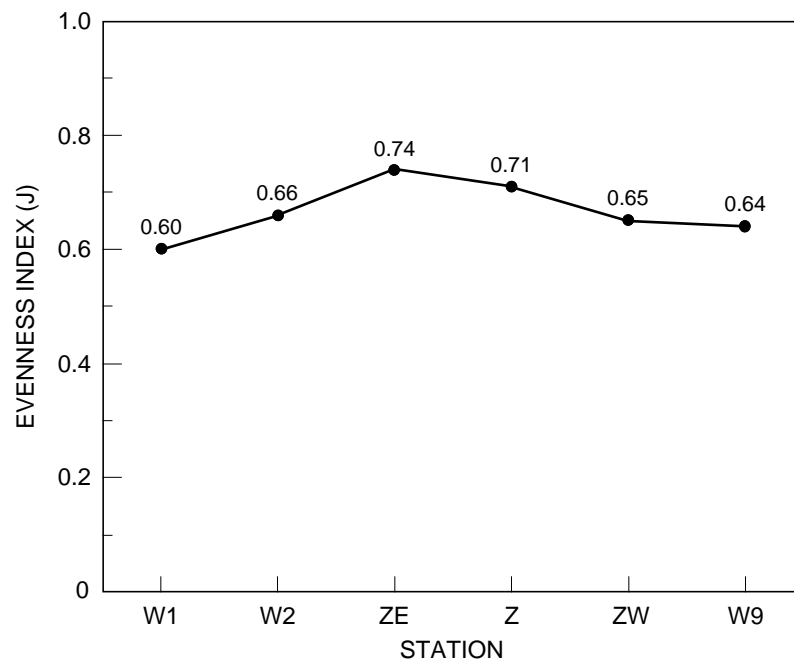


Figure 16. Evenness index (J) for mollusks, Wai'anae ocean outfall sampling stations, O'ahu, Hawai'i, June 2010



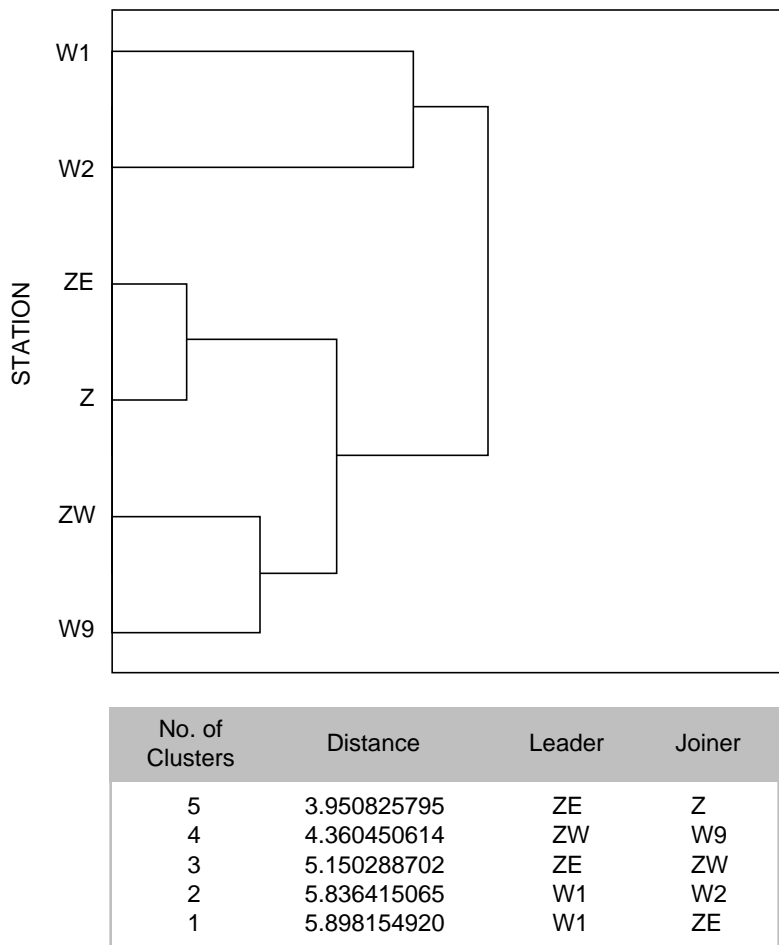


Figure 17. Clustering of sampling stations for similarity of mollusk taxa composition, Wai'anae ocean outfall, O'ahu, Hawai'i, June 2010

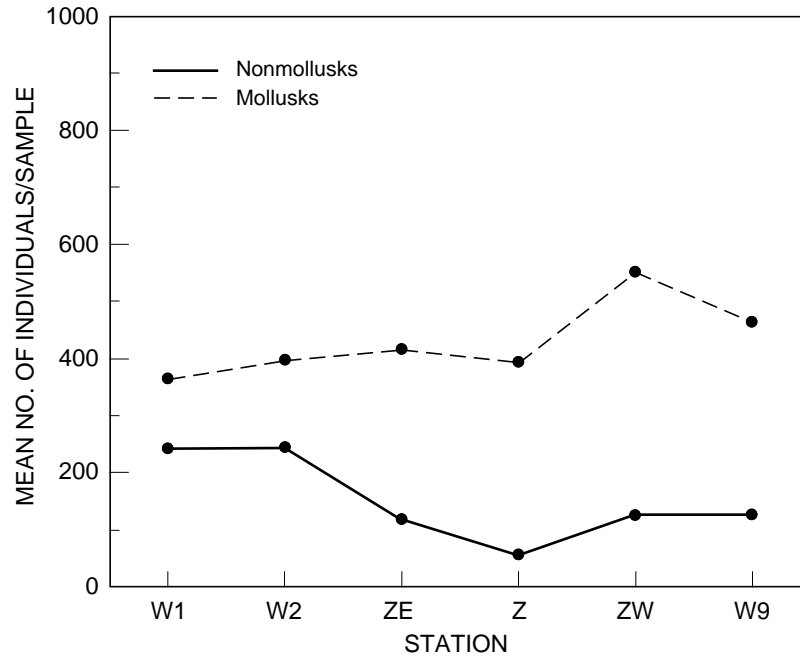


Figure 18. Pattern of mean individuals (no./sample) for nonmollusks and mollusks among Wai'anae ocean outfall sampling stations, O'ahu, Hawai'i, June 2010

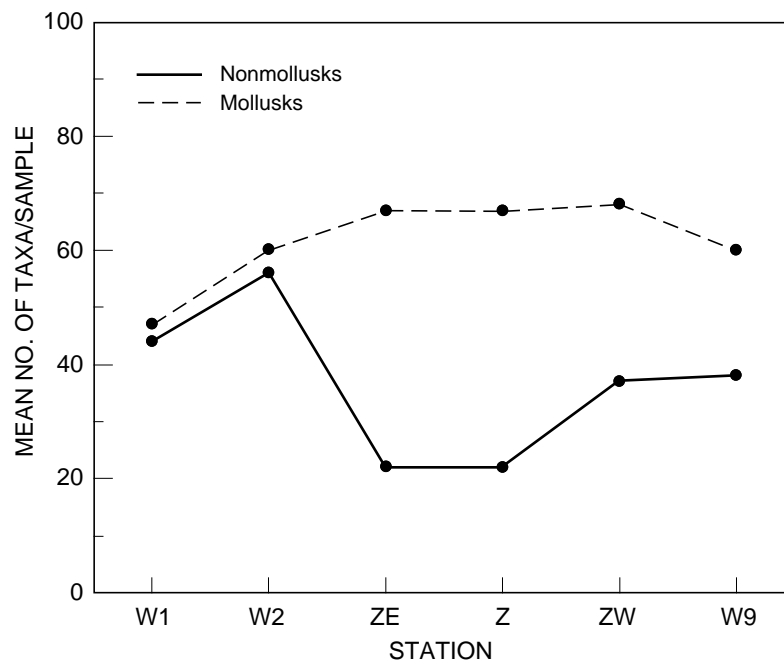


Figure 19. Pattern of mean taxa richness (no./sample) for nonmollusks and mollusks among Wai'anae ocean outfall sampling stations, O'ahu, Hawai'i, June 2010

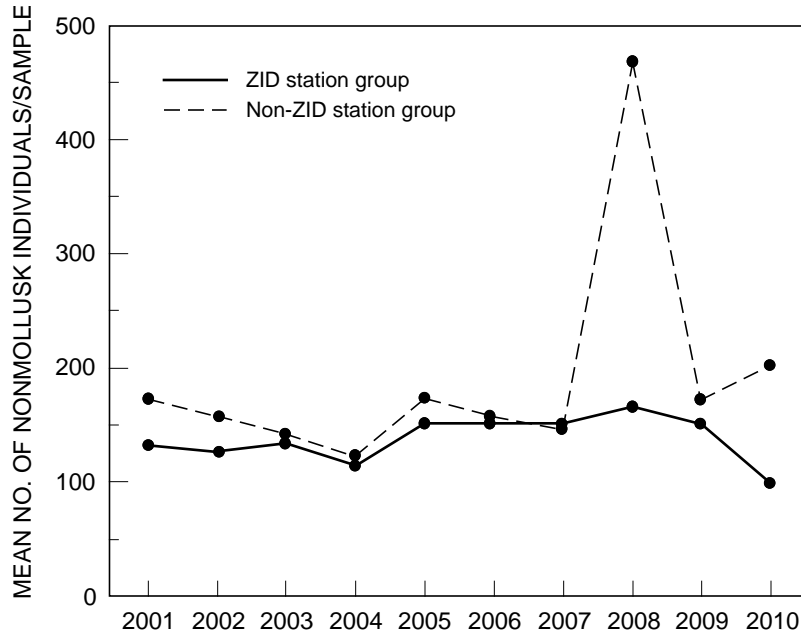


Figure 20. Mean number of nonmollusk individuals (no./sample) for ZID and non-ZID station groups, 2001 through 2010, Wai'anae ocean outfall sampling stations, O'ahu, Hawai'i, June 2010

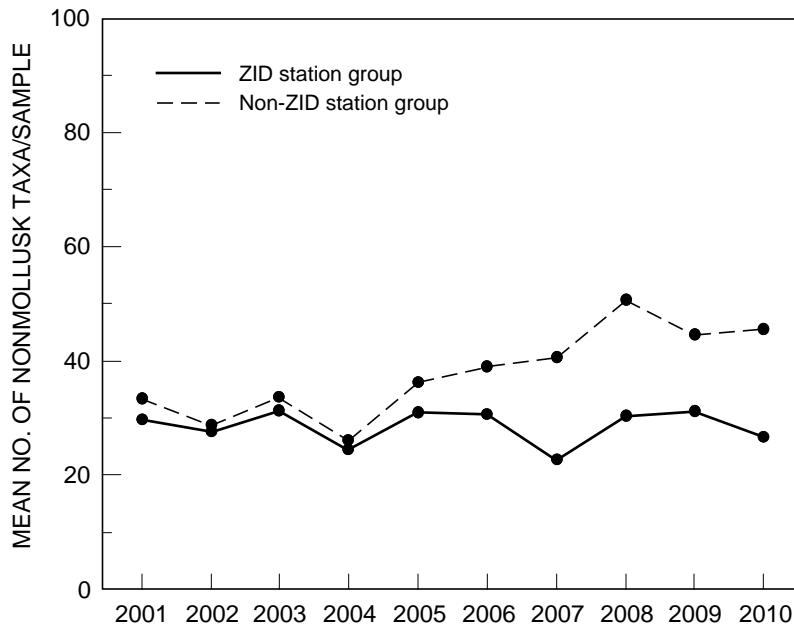


Figure 21. Mean number of nonmollusk taxa (no./sample) for ZID and non-ZID station groups, 2001 through 2010, Wai'anae ocean outfall sampling stations, O'ahu, Hawai'i, June 2010

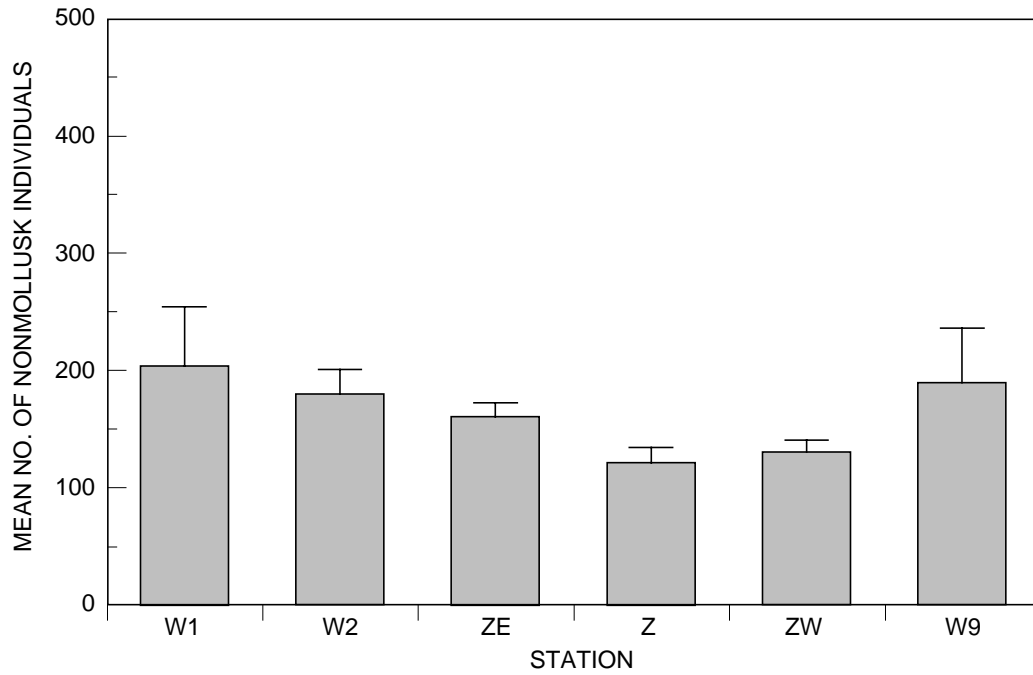


Figure 22. Mean (+1 SE) number of nonmollusk individuals compared among six sampling stations for data collected from 2001 through 2010 at Wai'anae ocean outfall, O'ahu, Hawai'i

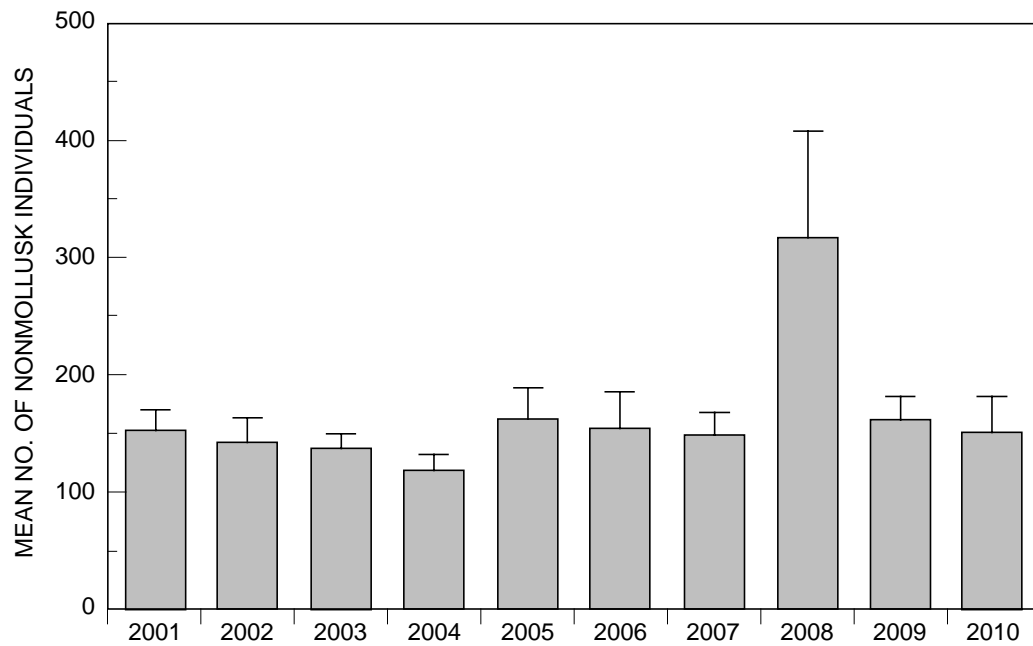


Figure 23. Mean (+1 SE) number of nonmollusk individuals compared among ten sampling dates for data collected at six Wai'anae ocean outfall sampling stations, O'ahu, Hawai'i

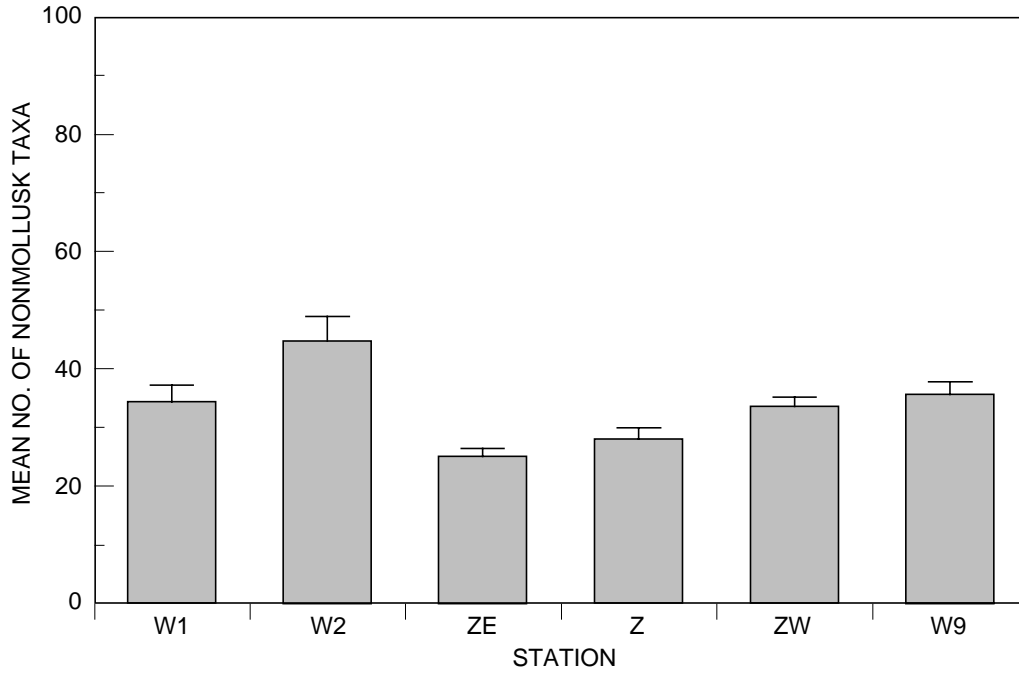


Figure 24. Mean (+1 SE) number of nonmollusk taxa compared among six sampling stations for data collected from 2001 through 2010 at Wai'anae ocean outfall, O'ahu, Hawai'i

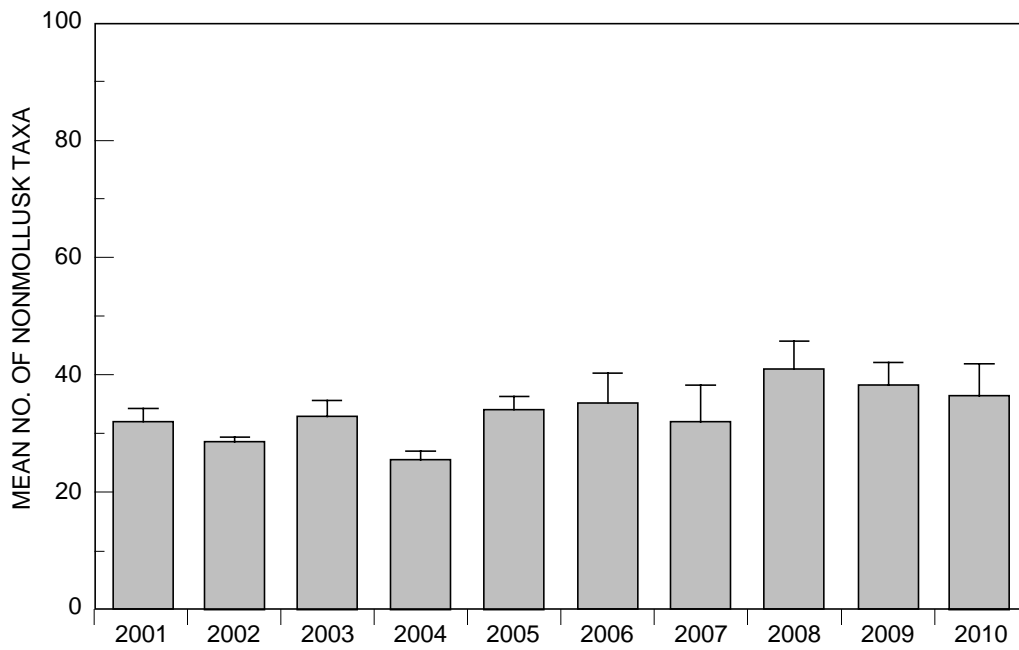


Figure 25. Mean (+1 SE) number of nonmollusk taxa compared among ten sampling dates for data collected at six Wai'anae ocean outfall sampling stations, O'ahu, Hawai'i

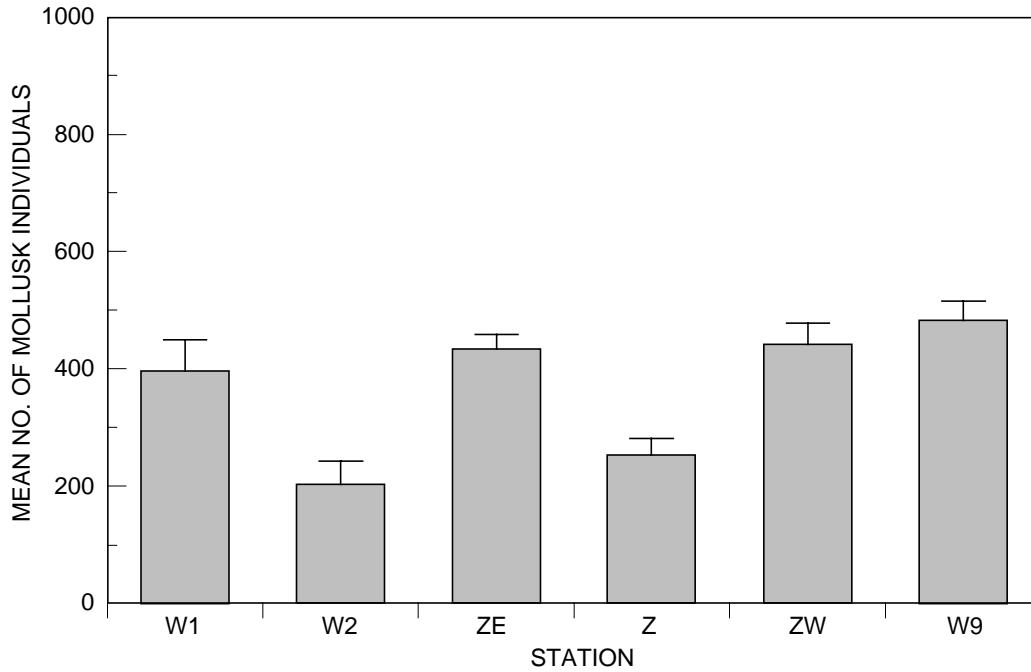


Figure 26. Mean (+1 SE) number of mollusk individuals compared among six sampling stations for data collected from 2001 through 2010 at Wai'anae ocean outfall, O'ahu, Hawai'i

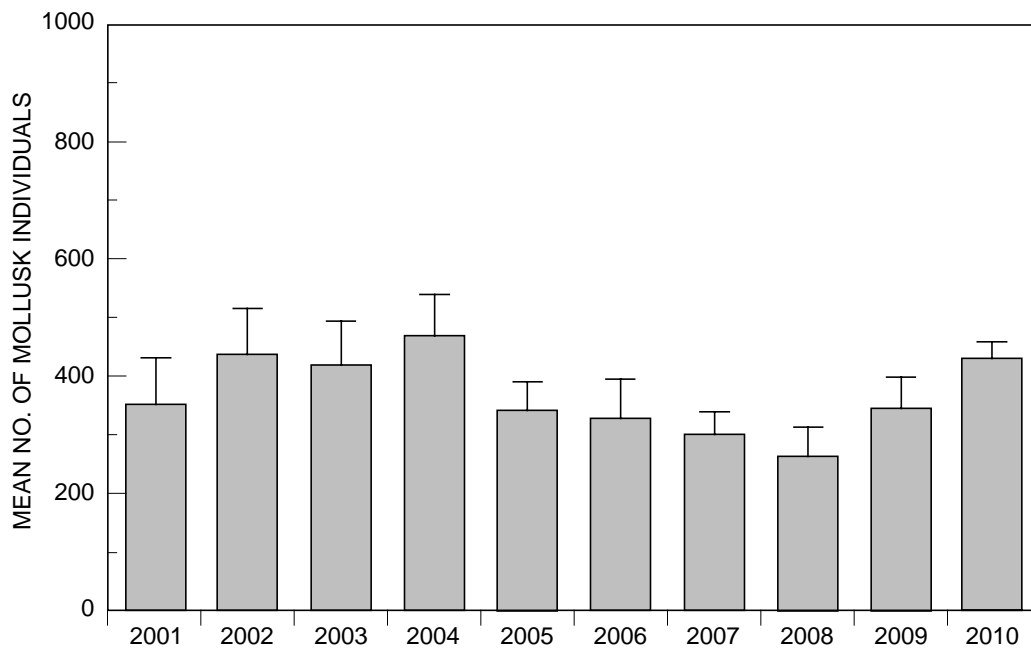


Figure 27. Mean (+1 SE) number of mollusk individuals compared among ten sampling dates for data collected at six Wai'anae ocean outfall sampling stations, O'ahu, Hawai'i

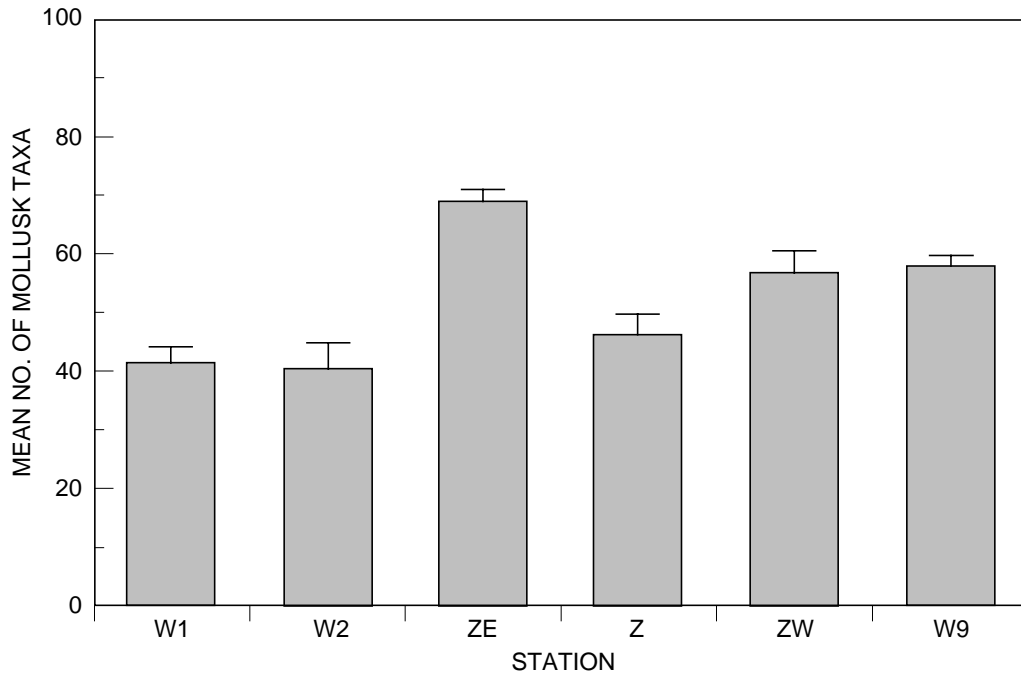


Figure 28. Mean (+1 SE) number of mollusk taxa compared among six sampling stations for data collected from 2001 through 2010 at Wai'anae ocean outfall, O'ahu, Hawai'i

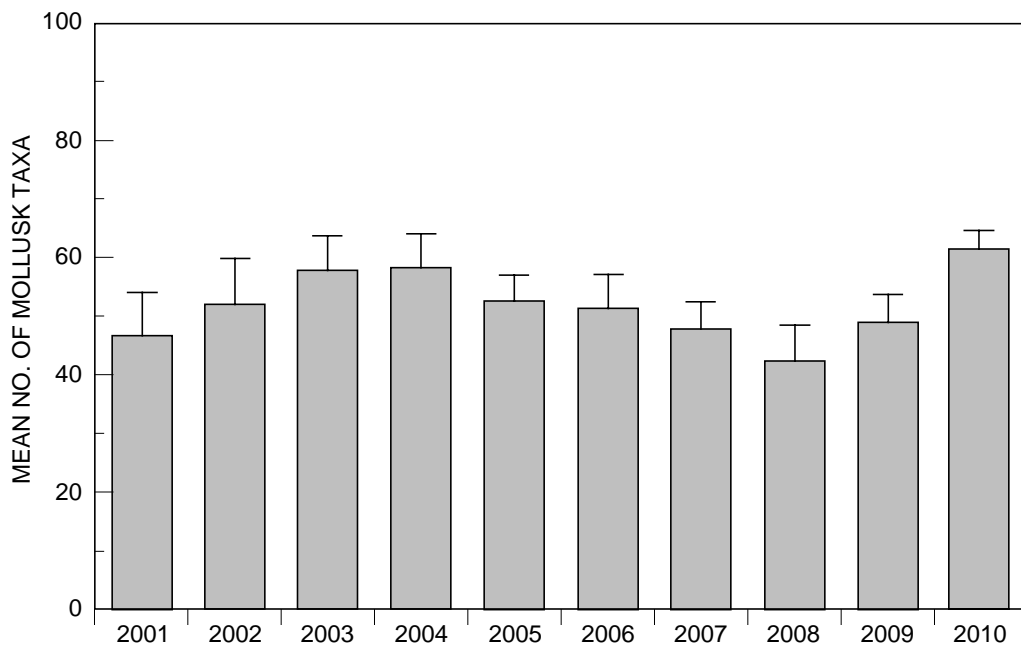


Figure 29. Mean (+1 SE) number of mollusk taxa compared among ten sampling dates for data collected at six Wai'anae ocean outfall sampling stations, O'ahu, Hawai'i





---

## Tables

---



Table 1. Mean nonmollusk abundance and taxa richness (no./sample), Wai'anae ocean outfall sampling stations, O'ahu, Hawai'i, 2001 through 2010.

Station	Abundance/No. of Taxa									
	2001	2002	2003	2004	2005	2006	2007	2008	2009	2010
W1	136/33	235/27	108/28	96/23	278/37	90/32	85/24	609/51	165/44	240/44
W2	141/35	113/31	187/39	92/25	90/36	270/60	231/60	205/55	229/51	242/56
ZE	149/21	127/25	131/23	137/22	166/26	232/32	152/23	211/30	183/27	117/22
Z	125/33	162/29	156/41	93/23	169/28	126/30	156/20	83/26	91/27	54/22
ZW	122/36	90/30	113/31	112/29	117/40	95/31	144/26	201/36	177/40	126/37
W9	241/34	125/29	130/35	177/31	153/37	113/26	121/39	592/48	121/40	125/38

Note: Numbers rounded to nearest whole number.

Table 2. Total polychaete abundance and taxa richness (all stations combined), Wai'anae ocean outfall sampling stations, O'ahu, Hawai'i, 2001 through 2010.

Year	No. of Individuals	No. of Taxa
2001	1,807	97
2002	1,998	82
2003	1,756	93
2004	1,222	74
2005	1,643	84
2006	1,787	100
2007	1,668	97
2008	2,430	123
2009	2,070	107
2010	1,779	116

Table 3. Total crustacean abundance and taxa richness, Wai'anae ocean outfall sampling stations, O'ahu, Hawai'i, 2001 through 2010.

Station	Abundance/No. of Taxa									
	2001	2002	2003	2004	2005	2006	2007	2008	2009	2010
W1	201/27	64/16	15/7	48/15	217/22	108/26	47/18	1,156/34	348/37	259/26
W2	308/23	156/24	470/28	242/23	126/28	568/56	625/51	254/45	380/36	495/43
ZE	105/14	75/10	107/10	163/15	155/14	203/22	210/14	348/19	373/22	109/13
Z	88/22	161/15	178/26	115/14	117/22	115/21	164/9	56/14	64/19	32/17
ZW	149/25	73/20	146/19	170/21	153/27	55/18	177/21	404/29	184/28	203/34
W9	483/21	105/18	164/22	358/18	258/27	124/27	192/33	1,209/33	152/26	222/26

Note: Includes copepods; numbers rounded to nearest whole number.

Table 4. Mean mollusk abundance and taxa richness, Wai'anae ocean outfall sampling stations, O'ahu, Hawai'i, 2001 through 2010.

Station	Abundance/No. of Taxa									
	2001	2002	2003	2004	2005	2006	2007	2008	2009	2010
W1	563/42	637/59	472/50	613/43	372/40	218/35	306/34	248/35	171/29	365/47
W2	48/18	164/26	84/33	286/56	248/48	159/43	114/35	129/33	399/52	396/60
ZE	414/71	503/77	462/73	591/81	393/65	480/69	346/62	413/67	316/58	416/67
Z	209/40	334/53	349/58	227/45	173/45	164/39	310/48	139/26	227/41	394/67
ZW	349/51	327/33	606/69	479/61	504/65	496/61	344/57	240/44	518/60	551/68
W9	530/58	652/64	537/64	618/64	363/53	451/61	380/51	408/50	435/54	463/60

Note: Numbers rounded to nearest whole number.

---

## Appendices

---



---

# **Appendix A**

## **Sediment Data and Sample Locations**

---





Table A.1. Sediment grain-size analysis, Wai'anae ocean outfall sampling stations, O'ahu, Hawai'i, June 2010.

Station	Sample Weight Distribution (%)							
	Phi Size							
	-2	-1	0	1	2	3	4	>4-12
W1	19.7	12.3	17.7	18.7	20.0	9.5	0.3	2.7
W2	36.1	13.5	10.8	14.9	17.3	6.1	1.0	1.8
ZE	0.2	0.7	6.0	22.3	54.5	12.2	0.3	2.0
Z	25.8	10.2	21.1	22.2	14.1	4.1	0.5	2.2
ZW	15.5	10.5	22.6	25.0	12.7	6.0	1.2	3.4
W9	10.0	11.9	15.9	19.9	19.7	12.6	1.5	4.0

Source: City and County of Honolulu Department of Environmental Services Division of Environmental Quality Water Quality Laboratory.

Note: The values listed above indicate the percentage of the estimated dry weight of the sediment samples. The coarse fraction (-2 to +4) was analyzed by the sieve method. The fine fraction (ranging from greater than 4 to 12) was analyzed by the pipette method.

Table A.2. Sediment fractions (%) by weight, Wai'anae ocean outfall sampling stations, O'ahu, Hawai'i, 2001 through 2010.

Station	Fraction (%)									
	Coarse/Medium Sand									
	2001	2002	2003	2004	2005	2006	2007	2008	2009	2010
W1	73.6	63.1	77.2	87.1	37.5	80.4	66.3	56.7	63.9	68.4
W2	95.9	68.4	90.7	82.5	64.4	81.4	89.5	67.5	80.8	75.3
ZE	69.7	71.1	53.5	50.3	59.3	33.9	62.0	63.8	62.8	29.2
Z	87.2	65.9	58.9	75.3	72.9	81.8	64.0	69.8	77.6	79.3
ZW	90.6	71.0	73.3	69.9	81.0	82.9	76.4	78.3	76.4	73.6
W9	35.5	38.3	59.4	32.1	91.5	57.2	90.4	69.4	76.2	57.7

Station	Fraction (%)									
	Fine Sand									
	2001	2002	2003	2004	2005	2006	2007	2008	2009	2010
W1	24.8	34.9	16.2	11.2	59.6	12.3	29.3	43.3	31.7	29.8
W2	3.9	28.9	3.8	13.3	30.3	17.5	13.0	24.9	16.1	24.4
ZE	27.5	27.2	43.9	47.8	37.5	62.5	35.3	35.7	35.9	67.0
Z	12.4	31.9	39.4	20.9	22.5	16.3	35.9	29.6	18.0	18.7
ZW	8.7	27.7	25.4	27.2	15.3	12.9	23.0	15.4	18.7	19.9
22.3	58.1	59.9	37.5	65.4	4.8	38.3	8.8	22.8	22.3	33.8

Station	Fraction (%)									
	Silt									
	2001	2002	2003	2004	2005	2006	2007	2008	2009	2010
W1	3.4	2.5	2.2	2.1	2.5	1.8	2.6	3.9	3.1	2.7
W2	1.8	1.9	1.7	1.9	2.0	1.3	1.4	2.2	3.0	1.8
ZE	2.3	1.6	2.0	2.2	1.7	1.8	1.4	2.3	1.8	2.0
Z	1.9	2.1	2.7	2.0	1.5	1.1	1.3	2.5	2.0	2.2
ZW	1.6	2.0	2.5	2.4	2.5	1.3	2.7	3.4	3.2	3.4
W9	3.8	2.6	3.2	2.9	1.9	2.4	2.3	3.1	3.1	4.0

Source: City and County of Honolulu Department of Environmental Services Division of Environmental Quality Water Quality Laboratory.

Table A.3. Total organic carbon and total volatile solids, Wai'anae ocean outfall sampling stations, O'ahu, Hawai'i, June 2010.

Station	Total organic carbon (% dry weight)	Total volatile solids (%)
W1	0.33	6.1
W2	0.17	3.8
ZE	0.17	2.8
Z	0.10	2.5
ZW	0.12	3.3
W9	0.18	4.3

Source: Total organic carbon data from Columbia Analytical Services (Kelso, Washington); total volatile solids data from City and County of Honolulu Department of Environmental Services Division of Environmental Quality Water Quality Laboratory.

Table A.4. Oxidation-reduction potential (ORP), Wai'anae ocean outfall sampling stations, O'ahu, Hawai'i, June 2010.

Station	Date	Replicate	ORP Reading (mV)	Depth (m)
W1	4 June	1	113	31.4
		2	120	
		3	118	31.7
		4	120	
		5	121	
		6	122	
W2	4 June	1	124	27.4
		2	119	to
		3	142	27.7
		4	135	
		5	101	
		6	117	
ZE	5 June	1	110	29.9
		2	108	to
		3	111	30.5
		4	111	
		5	114	
		6	116	
Z	4 June	1	71	31.7
		2	72	to
		3	88	32.3
		4	83	
		5	90	
		6	96	
ZW	5 June	1	57	33.5
		2	74	to
		3	95	34.1
		4	93	
		5	94	
		6	95	
W9	5 June	1	100	32.9
		2	102	to
		3	108	33.2
		4	110	
		5	115	
		6	118	

Source: City and County of Honolulu Department of Environmental Services Division of Environmental Quality Oceanographic Team.

Table A.5. Effluent flow rate and chemical parameters for 2001 through 2010, Wai'anae Wastewater Treatment Plant, O'ahu, Hawai'i.

Year	Flow Rate		Total Suspended Solids (mg/l)	Total Kjeldahl Nitrogen (mg/l)	BOD <sub>5</sub> (mg/l)	Total Phosphorous (mg/l)
	(m <sup>3</sup> /s)	(mgd)				
2001	0.14	3.26	16.0	20.53	17.0	3.33
2002	0.14	3.31	11.0	22.21	15.0	3.32
2003	0.15	3.40	11.0	19.17	14.0	3.64
2004	0.15	3.53	12.0	20.25	16.0	3.52
2005	0.15	3.52	17.0	22.18	19.0	3.82
2006	0.15	3.45	14.0	22.77	17.0	3.65
2007	0.14	3.16	13.0	24.10	17.0	3.73
2008	0.14	3.29	13.0	23.90	17.0	3.82
2009	0.14	3.24	12.0	25.17	16.0	3.71
2010	0.14	3.25	11.9	8.00	16.9	3.83 <sup>a</sup>

Source: City and County of Honolulu Department of Environmental Services Division of Environmental Quality Water Quality Laboratory.

Note: All values are yearly averages.

<sup>a</sup>Data taken between July 2009 and June 2010.



---

**Appendix B**  
**Basic Statistics and Variances for Nonmollusk Data**

---





Table B.1. Statistics for comparison of means for untransformed nonmollusk abundance, Wai'anae ocean outfall sampling stations, O'ahu, Hawai'i, June 2010.

Source of Variation	Sum of Squares	Degrees of Freedom	Mean Square	F Ratio	P	
Among Stations	168,668.50	5	33,733.70	7.63	0.0001	
Error	132,933.80	30	4,431.13			
Total	301,602.30	35				
Station	W1	W2	ZE	Z	ZW	W9
No. of Replicates	6	6	6	6	6	6
Mean Abundance	240.17	242.00	117.17	54.00	125.83	124.67
Standard Deviation	22.05	132.87	78.42	21.11	26.35	34.03

Hartley's  $F_{max}$  variance ratio = 39.6; 6 groups, 5 degrees of freedom.

Comparison of Means (Tukey-Kramer test):

	W1	W2	ZE	Z	ZW	W9
W1	—	—	*	*	—	—
W2	—	—	*	*	—	*
ZE	*	*	—	—	—	—
Z	*	*	—	—	—	—
ZW	—	—	—	—	—	—

—no significant differences, \*significant differences at P = 0.05 level.

Table B.2. Statistics for comparison of means for untransformed number of nonmollusk taxa, Wai'anae ocean outfall sampling stations, O'ahu, Hawai'i, June 2010.

Source of Variation	Sum of Squares	Degrees of Freedom	Mean Square	F Ratio	P	
Among Stations	5,166.22	5	1,033.24	10.34	0.0001	
Error	2,998.33	30	99.94			
Total	8,164.55	35				
Station	W1	W2	ZE	Z	ZW	W9
No. of Replicates	6	6	6	6	6	6
Mean No. of Taxa	43.83	56.00	21.67	22.17	37.00	37.67
Standard Deviation	4.40	20.09	7.47	5.19	5.29	8.12

Hartley's  $F_{max}$  variance ratio = 6.72 not significant; 6 groups, 5 degrees of freedom.

Comparison of Means (Tukey-Kramer test):

	W1	W2	ZE	Z	ZW	W9
W1	—	—	*	*	—	—
W2	—	—	*	*	*	*
ZE	*	*	—	—	—	—
Z	*	*	—	—	—	—
ZW	—	*	—	—	—	—

—no significant differences, \*significant differences at P = 0.05 level.

Table B.3. Statistics for comparison of means for double-square-root transformed and untransformed crustacean abundance, Wai'anae ocean outfall sampling stations, O'ahu, Hawai'i, June 2010.

Source of Variation	Sum of Squares	Degrees of Freedom	Mean Square	F Ratio	P	
Among Stations	9.8900	5	1.9800	7.07	0.0002	
Error	8.4000	30	0.2800			
Total	18.2900	35				
Station	W1	W2	ZE	Z	ZW	W9
No. of Replicates	6	6	6	6	6	6
Mean Abundance	2.55	2.87	1.84	1.25	2.40	2.30
Standard Deviation	0.19	0.61	0.62	0.69	0.15	0.63

Hartley's  $F_{\max}$  variance ratio = 20.1 not significant; 6 groups, 5 degrees of freedom.

Comparison of Means (Tukey-Kramer test):

	W1	W2	ZE	Z	ZW	W9
W1	—	—	—	*	—	—
W2	—	—	—	*	—	—
ZE	—	—	—	—	—	—
Z	*	*	—	—	—	—
ZW	—	—	—	—	—	—

—no significant differences, \*significant differences at  $P = 0.05$  level.

Untransformed Statistics

Station	W1	W2	ZE	Z	ZW	W9
No. of Replicates	6	6	6	6	6	6
Mean Abundance	43.17	82.50	18.17	5.33	33.80	37.00
Standard Deviation	13.24	58.59	18.85	5.09	9.13	31.09

Table B.4. Statistics for comparison of means for untransformed number of crustacean taxa, Wai'anae ocean outfall sampling stations, O'ahu, Hawai'i, June 2010.

Source of Variation	Sum of Squares	Degrees of Freedom	Mean Square	F Ratio	P
Among Stations	926.47	5	185.29	9.82	0.0001
Error	565.83	30	18.86		
Total	1,492.30	35			

Station	W1	W2	ZE	Z	ZW	W9
No. of Replicates	6	6	6	6	6	6
Mean No. of Taxa	12.17	18.00	4.67	3.83	14.00	8.17
Standard Deviation	2.04	7.69	2.58	3.55	2.45	4.96

Hartley's  $F_{\max}$  variance ratio = 14.2 not significant; 6 groups, 5 degrees of freedom.

Comparison of Means (Tukey-Kramer test):

	W1	W2	ZE	Z	ZW	W9
W1	—	—	—	*	—	—
W2	—	—	*	*	—	*
ZE	—	*	—	—	*	—
Z	*	*	—	—	*	—
ZW	—	—	*	*	—	—

—no significant differences, \*significant differences at  $P = 0.05$  level.

Table B.5. Statistics for two-way analysis of variance for nonmollusk abundance, Wai'anae ocean outfall sampling stations, O'ahu, Hawai'i: Stations vs. Years.

Source of Variation	Sum of Squares	Degrees of Freedom	Mean Square	F Ratio	P
Among Stations	55,321.88	5	11,063.80	1.50	0.2110
Among Years	164,071.35	9	18,230.15	2.47	0.0220
Error	332,648.95	45	7,392.20		
Total	552,042.18	59			

## Effects: Stations

Station	W1	W2	ZE	Z	ZW	W9
Mean Abundance	204.20	180.00	160.50	121.50	129.70	189.80
Standard Error	50.10	20.94	11.95	12.51	11.12	46.34

## Effects: Years

Year	2001	2002	2003	2004	2005	2006	2007	2008
Mean Abundance	152.33	142.00	137.50	117.83	162.17	154.33	148.17	316.83
Standard Error	18.20	20.90	12.06	13.74	26.34	31.40	19.73	91.81

Year	2009	2010
Mean Abundance	161.00	150.67
Standard Error	19.90	30.59

Table B.6. Statistics for two-way analysis of variance for nonmollusk taxa richness, Wai'anae ocean outfall sampling stations, O'ahu, Hawai'i: Stations vs. Years.

Source of Variation	Sum of Squares	Degrees of Freedom	Mean Square	F Ratio	P
Among Stations	2,350.73	5	470.15	9.46	0.0001
Among Years	1,103.73	9	122.56	2.47	0.0221
Error	2,236.27	45	49.54		
Total	5,690.73	59			

## Effects: Stations

Station	W1	W2	ZE	Z	ZW	W9
Mean No. of Taxa	34.30	44.80	25.10	27.90	33.60	35.70
Standard Error	3.00	4.11	1.16	1.91	1.53	1.98

## Effects: Years

Year	2001	2002	2003	2004	2005	2006	2007	2008
Mean No. of Taxa	32.00	28.50	32.83	25.50	34.00	35.17	32.00	41.00
Standard Error	2.25	0.89	2.79	1.50	2.29	5.05	6.21	4.89

Year	2009	2010
Mean No. of Taxa	38.17	36.50
Standard Error	3.89	5.35



---

**Appendix C**  
**Basic Statistics and Variances for Mollusk Data**

---





Table C.1. Statistics for comparison of means for  $\log_{10}$  transformed and untransformed mollusk abundance, Wai'anae ocean outfall sampling stations, O'ahu, Hawai'i, June 2010.

Source of Variation	Sum of Squares	Degrees of Freedom	Mean Square	F Ratio	P	
Among Stations	0.16	5	0.03	2.05	0.1000	
Error	0.46	30	0.02			
Total	0.62	35				
Station	W1	W2	ZE	Z	ZW	W9
No. of Replicates	6	6	6	6	6	6
Mean Abundance	2.52	2.58	2.61	2.59	2.73	2.66
Standard Deviation	0.20	0.15	0.05	0.08	0.05	0.06

Hartley's  $F_{\max}$  variance ratio = 16.0 not significant; 6 groups, 5 degrees of freedom.

#### Comparison of Means (Tukey-Kramer test):

	W1	W2	ZE	Z	ZW	W9
W1	-	-	-	-	-	-
W2	-	-	-	-	-	-
ZE	-	-	-	-	-	-
Z	-	-	-	-	-	-
ZW	-	-	-	-	-	-

-no significant differences, \*significant differences at  $P = 0.05$  level.

#### Untransformed Statistics

Station	W1	W2	ZE	Z	ZW	W9
No. of Replicates	6	6	6	6	6	6
Mean Abundance	365.00	369.17	416.33	393.83	550.50	462.67
Standard Deviation	176.21	139.19	105.58	70.46	120.23	66.32

Table C.2. Statistics for comparison of means for untransformed mollusk taxa richness, Wai'anae ocean outfall sampling stations, O'ahu, Hawai'i, June 2010.

Source of Variation	Sum of Squares	Degrees of Freedom	Mean Square	F Ratio	P	
Among Stations	1,812.56	5	362.51	4.94	0.0010	
Error	1,456.00	30	48.53			
Total	3,268.56	35				
Station	W1	W2	ZE	Z	ZW	W9
No. of Replicates	6	6	6	6	6	6
Mean No. of Taxa	47.33	60.33	67.33	66.67	67.67	60.33
Standard Deviation	6.59	9.67	6.86	5.82	6.89	5.09

Hartley's  $F_{\max}$  variance ratio = 3.61 not significant; 6 groups, 5 degrees of freedom.

Comparison of Means (Tukey-Kramer test):

	W1	W2	ZE	Z	ZW	W9
W1	–	*	*	–	*	*
W2	*	–	–	–	–	–
ZE	*	–	–	–	–	–
Z	*	–	–	–	–	–
ZW	*	–	–	–	–	–

–no significant differences, \*significant differences at  $P = 0.05$  level.

Table C.3. Statistics for two-way analysis of variance for mollusk abundance, Wai'anae ocean outfall sampling stations, O'ahu, Hawai'i: Stations vs. Years.

Source of Variation	Sum of Squares	Degrees of Freedom	Mean Square	F Ratio	P
Among Stations	645,038.28	5	129,007.66	11.86	0.0001
Among Years	240,539.35	9	26,726.60	2.46	0.0200
Error	489,329.60	45	10,873.99		
Total	1,374,907.23	59			

## Effects: Stations

Station	W1	W2	ZE	Z	ZW	W9
Mean Abundance	396.50	202.70	433.40	252.60	441.40	483.70
Standard Error	52.99	39.39	25.13	27.79	37.26	30.96

## Effects: Years

Year	2001	2002	2003	2004	2005	2006	2007	2008
Mean Abundance	352.17	436.17	418.33	469.00	342.17	328.00	300.00	262.83
Standard Error	80.19	79.12	75.43	70.70	47.46	66.84	38.81	50.86

Year	2009	2010
Mean Abundance	344.33	430.83
Standard Error	53.54	27.45

Table C.4. Statistics for two-way analysis of variance for mollusk taxa richness, Wai'anae ocean outfall sampling stations, O'ahu, Hawai'i: Stations vs. Years.

Source of Variation	Sum of Squares	Degrees of Freedom	Mean Square	F Ratio	P
Among Stations	6,283.73	5	1,256.75	16.07	0.0001
Among Years	1,861.93	9	206.88	2.65	0.0125
Error	3,520.30	45	78.23		
Total	11,665.96	59			

Effects: Stations

Station	W1	W2	ZE	Z	ZW	W9
Mean No. of Taxa	41.40	40.40	69.00	46.20	56.90	57.90
Standard Error	2.81	4.31	2.17	3.57	3.58	1.75

Effects: Years

Year	2001	2002	2003	2004	2005	2006	2007	2008
Mean No. of Taxa	46.67	52.00	57.83	58.33	52.67	51.33	47.83	42.30
Standard Error	7.37	7.87	5.97	5.69	4.26	5.74	4.66	5.99

Year	2009	2010
Mean No. of Taxa	49.00	61.50
Standard Error	4.83	3.25

---

**Appendix D**  
**Taxon Abundance for Nonmollusks**

---



Table D.1. Taxon abundance from six replicates for nonmollusk components (excluding crustaceans), Wai'anae ocean outfall sampling station W1, O'ahu, Hawai'i, June 2010.

Taxon	No. of Individuals						Total
	1	2	Replicate		5	6	
			3	4			
POLYCHAETA							
<i>Amphicorina</i> sp. B							
<i>Amphicteis gunneri</i>							
<i>Amphiduros</i> sp. A							
<i>Amphiglena mediterranea</i>	0	0	0	0	0	1	1
<i>Amphiglena</i> sp. A	0	0	0	0	4	0	4
<i>Amphiglena</i> sp. B							
<i>Aonides oxycephala</i>							
<i>Aonides</i> sp. A	0	1	2	3	0	0	6
<i>Aphelochaeta marioni</i>							
<i>Apophryotrocha</i> sp. A							
<i>Arabella iricolor</i>							
<i>Arabella multidentata</i>							
<i>Aricidea catherinae</i>							
<i>Armandia intermedia</i>	4	0	3	1	2	2	12
<i>Asclerocheilus</i> sp. A							
<i>Augeneriella dubia</i>							
<i>Australospio mokapu</i>							
<i>Axiothella quadrimaculata</i>	1	0	0	0	0	0	1
<i>Branchiomma nigromaculata</i>							
<i>Branchiosyllis exilis</i>							
<i>Brania rhopalophora</i>							
<i>Brania</i> sp. B							
<i>Capitella capitata</i>	1	0	0	0	0	0	1
Capitellidae sp.	0	1	0	1	0	0	2
<i>Caulleriella acicula</i>							
<i>Caulleriella bioculatus</i>							
<i>Caulleriella</i> sp. A							
<i>Ceratonereis tentaculata</i>	0	0	0	0	0	1	1
<i>Chaetopterus variopedatus</i>							
<i>Chitinopoma</i> sp. A							
<i>Chloeia flava</i>							
<i>Chloeia fusca</i>							
Cirratulidae sp. A							
Cirratulidae sp. B							
<i>Cirriformia punctata</i>							
<i>Cirrophorus</i> sp. A							
<i>Cossura coasta</i>							
<i>Demonax</i> sp. A							
<i>Dipolydora armata</i>							
<i>Dodecaceria</i> sp. A							
<i>Dodecaceria</i> sp. B	0	1	0	0	0	0	1
<i>Dorvillea rubrovittata</i>							
<i>Dorvillea</i> sp. B							
<i>Dorvillea</i> sp. D							
<i>Euchone</i> cf. <i>rosea</i>							
<i>Euchone</i> sp. B							
<i>Eumida sanguinea</i>	0	0	1	0	0	0	1
<i>Eunice antennata</i>							
<i>Eunice havaica</i>							
<i>Eunice vittata</i>							
Eunicidae sp. A							
<i>Eurythoe parvecarunculata</i>							
<i>Eusyllis</i> sp. A							

Table D.1 — *Continued.*

Taxon	No. of Individuals						Total
	1	2	Replicate		5	6	
			3	4			
<i>Euthalenessa</i> sp. A							
<i>Exogone longicornis</i>							
<i>Exogone verugera</i>							
<i>Exogone</i> sp. A							
<i>Exogone</i> sp. C							
<i>Exogone</i> sp. F	0	0	0	0	0	1	1
<i>Exogone</i> sp. H							
<i>Fabricia</i> sp. A	3	1	0	1	24	13	42
<i>Filogranula</i> sp. A							
<i>Filogranula</i> sp. B							
<i>Flabelliderma</i> sp. A							
<i>Glycera tessellata</i>	0	0	0	0	1	1	2
<i>Goniada emerita</i>							
<i>Goniada maculata</i>							
<i>Grubeosyllis mediodentata</i>							
<i>Gyptis</i> sp. A							
<i>Haplosyllis spongicola</i>	0	0	0	0	2	0	2
<i>Harmothoe</i> sp. A	0	0	0	0	0	1	1
<i>Hesion</i> <i>splendida</i>							
Hesionidae sp. B							
Hesionidae sp. D	0	0	0	0	0	4	4
Hesionidae sp. G							
Hesionidae sp. H							
<i>Hesionura australiensis</i>							
<i>Heteropodarke</i> sp. B	2	3	4	2	3	0	14
<i>Hyboscolex</i> sp. A							
<i>Hydroides bannerorum</i>							
<i>Janua pagenstecheri</i>							
<i>Jasmineira caudata</i>							
<i>Josephella marenzelleri</i>							
<i>Lacydonia</i> sp. A							
<i>Laonice cirrata</i>	0	2	4	2	0	1	9
<i>Laonome</i> sp. A							
<i>Lepidasthenia</i> sp. B							
<i>Linopherus microcephala</i>	2	1	1	1	1	1	7
<i>Litocorsa acuminata</i>	1	0	0	0	0	0	1
<i>Loimia</i> sp. A							
Lumbrineridae sp. A							
<i>Lumbrineriopsis</i> sp. A							
<i>Lumbrineris dentata</i>	1	0	0	0	0	0	1
<i>Lumbrineris latreilli</i>							
<i>Lygdamis nesiotis</i>							
<i>Lysidice ninetta</i>	0	0	0	0	1	0	1
<i>Lysippe</i> sp. A							
<i>Magelona capensis</i>							
<i>Magelona</i> sp. A							
<i>Magelona</i> sp. C							
<i>Malacoceros</i> sp. A							
<i>Malacoceros</i> sp. B							
Maldanidae sp. A							
<i>Marphysa</i> cf. <i>conferta</i>							
<i>Megalomma intermedium</i>							
<i>Mesochaetopterus</i> sp. A							
<i>Mesochaetopterus</i> sp. C							
<i>Micromaldane</i> sp. A							



Table D.1 — *Continued.*

Taxon	No. of Individuals						Total
	1	2	Replicate		5	6	
			3	4			
<i>Micronereis</i> sp. A							
<i>Micronereis</i> sp. B							
<i>Microphthalmus</i> sp.	3	0	2	0	0	0	5
<i>Micropodarke</i> sp. A	13	7	7	12	11	13	63
<i>Micropodarke</i> sp. B							
<i>Microspio granulata</i>	0	0	0	2	1	0	3
<i>Monticellina</i> cf. <i>dorsobranchialis</i>							
<i>Mooreonuphis</i> sp. A							
<i>Myriochele oculata</i>							
<i>Myriochele pygidialis</i>							
<i>Myriochele</i> sp. A							
<i>Naineris</i> sp. A							
<i>Neanthes arenaceodentata</i>	1	1	1	0	0	1	4
<i>Neanthes succinea</i>							
<i>Nematonereis unicornis</i>	0	0	0	0	0	4	4
<i>Nereis</i> sp. B	0	0	1	0	0	0	1
<i>Notomastus tenuis</i>							
<i>Notopygos</i> sp. A	0	0	1	0	0	0	1
<i>Odontosyllis maculata</i>	0	0	1	1	2	1	5
<i>Odontosyllis</i> sp. A							
<i>Odontosyllis</i> sp. B	0	0	0	0	1	0	1
<i>Odontosyllis</i> sp. C							
<i>Odontosyllis</i> sp. D							
<i>Ophiodromus</i> sp. A							
<i>Ophryotrocha adherens</i>							
<i>Paleanotus</i> sp. B							
<i>Paleanotus</i> sp. E							
<i>Palmyra</i> sp. A	0	0	0	1	0	0	1
<i>Paramphinome</i> sp. A							
<i>Paraonella</i> sp. A	0	0	0	0	1	0	1
<i>Paraonella</i> sp. B							
<i>Paraonis</i> sp. A							
<i>Phalacrostemma</i> cf. <i>setosa</i>							
<i>Phalacrostemma</i> sp. A							
<i>Pholoe</i> sp. A							
<i>Pholoe</i> sp. B							
<i>Pholoe</i> sp. C	0	0	0	0	4	0	4
<i>Pholoe</i> sp. F							
<i>Phyllochaetopterus socialis</i>							
<i>Phyllochaetopterus verrilli</i>							
<i>Phyllochaetopterus</i> sp. A							
<i>Phyllodoce madeirensis</i>	1	0	1	0	0	2	4
<i>Phyllodoce</i> sp. C							
Phyllodocidae sp. A							
Phyllodocidae sp. D							
Phyllodocidae sp. G							
<i>Pionosyllis heterocirrata</i>	17	15	29	12	14	9	96
<i>Pionosyllis spinisetosa</i>	5	2	1	0	0	0	8
<i>Pionosyllis weismanni</i>	0	1	0	1	3	0	5
<i>Pionosyllis</i> sp. C							
<i>Pionosyllis</i> sp. F							
<i>Pionosyllis</i> sp. G							
<i>Pionosyllis</i> sp. H	0	1	0	1	2	2	6
<i>Pionosyllis</i> sp. J							
<i>Pisione remota</i>							

Table D.1 — *Continued.*

Taxon	No. of Individuals						Total
	1	2	Replicate		5	6	
			3	4			
<i>Pisone</i> sp. A	0	2	0	2	2	0	6
<i>Pisionidens</i> sp. A							
<i>Plakosyllis quadrioculata</i>							
<i>Platynereis bicanaliculata</i>	0	0	1	0	0	0	1
<i>Poecilochaetus johnsoni</i>							
<i>Poecilochaetus serpens</i>							
<i>Poecilochaetus</i> sp. A							
<i>Polycirrus plumosus</i>							
<i>Polycirrus</i> sp. A							
<i>Polycirrus</i> sp. B							
<i>Polycirrus</i> sp. C							
<i>Polydora armata</i>							
<i>Polydora normalis</i>							
<i>Polydora</i> sp. A							
<i>Polygordius</i> sp. A							
Polynoidae sp. B	0	0	0	0	0	1	1
Polynoidae sp. C							
Polynoidae sp. D							
<i>Polyphthalmus pictus</i>	1	0	4	2	4	1	12
<i>Potamilla</i> sp. A							
<i>Prionospio cirrifera</i>	4	1	3	3	6	4	21
<i>Prionospio cirrobranchiata</i>							
<i>Prionospio steenstrupi</i>	2	2	0	1	1	0	6
<i>Progoniada oahuensis</i>							
<i>Progoniada</i> sp. B							
<i>Protoaricia</i> sp. A							
<i>Protoaricia</i> sp. B	0	0	1	0	1	0	2
<i>Protodorvillea biarticulata</i>	7	0	5	0	4	4	20
<i>Protodorvillea egena</i>							
<i>Protodrilus albicans</i>	0	0	0	1	1	0	2
<i>Protodrilus</i> sp. C							
<i>Protula atypha</i>							
<i>Psamathe</i> sp. A							
<i>Pseudexogone backstromi</i>							
<i>Pseudobranchioma</i> sp. A							
<i>Pseudopolydora</i> sp. A							
<i>Pseudopotamilla reniformis</i>							
<i>Pseudovermilia occidentalis</i>	0	1	0	0	0	0	1
<i>Questa caudicirra</i>							
<i>Questa retrospermatia</i>							
<i>Rhaphidrilus</i> sp. A							
<i>Rhodine</i> sp. A	0	0	0	0	0	1	1
<i>Sabella</i> sp. A							
<i>Saccocirrus oahuensis</i>							
<i>Saccocirrus waianaensis</i>							
<i>Salmacina dysteri</i>							
Scalibregmidae sp. B							
<i>Schistomeringos macilenta</i>	1	0	0	0	0	0	1
<i>Schistomeringos rudolphi</i>							
<i>Scoletepis victoriensis</i>	0	1	0	0	0	0	1
<i>Scoletepis</i> sp. B							
<i>Scyphoproctus djiboutiensis</i>	0	0	0	0	1	0	1
<i>Serpula</i> sp. D							
<i>Sigalion</i> sp. A							
Sigalionidae sp. A							

Table D.1—Continued.

Taxon	No. of Individuals						Total
	1	2	Replicate		5	6	
			3	4			
<i>Sigambra tentaculata</i>							
<i>Sphaerodoropsis</i> sp. C							
<i>Sphaerosyllis riseri</i>							
<i>Sphaerosyllis</i> sp. D							
<i>Sphaerosyllis</i> sp. E							
<i>Sphaerosyllis</i> sp. G	2	0	0	0	0	0	2
<i>Sphaerosyllis</i> sp. H							
<i>Spio blakei</i>							
<i>Spio filicornis</i>							
<i>Spiochaetopterus</i> sp. A							
Spionidae sp. B							
Spionidae sp. D							
Spionidae sp. F							
Spionidae sp. G							
Spionidae sp. H							
<i>Spiophanes bombyx</i>							
Spirorbinae							
<i>Spirorbis</i> sp.							
<i>Streptosyllis</i> sp. A							
Syllidae sp. C							
Syllidae sp. D							
Syllidae sp. E							
Syllidae sp. H							
<i>Syllides bansei</i>							
<i>Syllides</i> sp. B							
<i>Syllis gracilis</i>							
<i>Synelmis albini</i>	0	1	0	0	0	0	1
<i>Synelmis</i> sp. B							
Terebellidae sp. A	0	0	0	0	0	1	1
Terebellidae sp. B							
Terebellidae sp. C							
Terebellidae sp. D							
<i>Tetereus baileyae</i>							
<i>Thelepus setosus</i>							
<i>Thelepus</i> sp. A							
<i>Trichobranchus glacialis</i>							
<i>Trypanosyllis</i> sp. A							
<i>Typosyllis aciculata orientalis</i>	0	0	0	0	0	1	1
<i>Typosyllis cornuta</i>							
<i>Typosyllis ornata</i>							
<i>Typosyllis variegata</i>	0	0	0	0	1	2	3
<i>Typosyllis</i> sp. A							
<i>Typosyllis</i> sp. H							
<i>Typosyllis</i> sp. J							
<i>Vermiliopsis infundibulum</i>							
<i>Vermiliopsis torquata</i>	0	0	0	0	1	0	1
OLIGOCHAETA	40	34	46	14	13	27	174
NEMATODA	94	108	57	82	56	48	445
PLATYHELMINTHES	4	3	2	0	1	1	11
PORIFERA	0	0	2	0	0	0	2

Table D.1—Continued.

Taxon	No. of Individuals						Total
	1	2	Replicate		5	6	
			3	4			
ECHINODERMATA							
Asteroidea							
Echinoidea	1	1	0	2	1	1	6
Holothuroidea							
Ophiuroidea	0	0	1	1	0	1	3
CNIDARIA							
Anthozoa	0	1	0	0	0	0	1
Hydrozoa							
Scyphozoa							
KINORHYNCHA							
<i>Echinoderes</i> sp. A	1	0	1	1	0	0	3
NEMERTEA							
	5	6	0	6	7	7	31
INSECTA							
	4	2	5	0	11	5	27
ARACHNIDA							
ACARI							
SIPUNCULA							
<i>Apionsoma misakianum</i>	0	5	0	0	2	5	12
<i>Aspidosiphon muelleri</i>	1	0	0	0	0	19	20
<i>Aspidosiphon</i> sp. A							
<i>Lithacrosiphon cristatus</i>							
<i>Phascolosoma nigrescens</i>							
<i>Siphonosoma cumanense</i>							
<i>Sipunculus nudus</i>							
<i>Sipuncula</i> sp. G							
<i>Sipuncula</i> sp. I							
<i>Sipuncula</i> sp. O							
<i>Sipuncula</i> sp. Q							
<i>Sipuncula</i> sp.							
PRIAPULA							
CHAETOGNATHA							
<i>Spadella gaetanoi</i>	1	2	1	3	0	2	9
PHORONIDA							
<i>Phoronis ovalis</i>							
<i>Phoronis psammophila</i>							
BRYOZOA							
	2	3	2	4	4	0	15
ECHIURA							
HEMICHORDATA							
BRACHIOPODA							
TARDIGRADA							

Table D.1—*Continued.*

Taxon	No. of Individuals						Total
	Replicate						
	1	2	3	4	5	6	
<b>CHORDATA</b>							
Urochordata							
<i>Branchiostoma</i> sp. A	3	1	5	1	0	1	11
Osteichthyes							
Total No. of Individuals/Replicate	228	211	195	164	194	190	
Total No. of Taxa/Replicate	31	30	30	28	35	36	
Total No. of Individuals Sampled							1,182
Total No. of Taxa Sampled							74

Table D.2. Taxon abundance from six replicates for nonmollusk components (excluding crustaceans), Wai'anae ocean outfall sampling station W2, O'ahu, Hawai'i, June 2010.

Taxon	No. of Individuals						Total
	1	2	Replicate		5	6	
			3	4			
<b>POLYCHAETA</b>							
<i>Amphicorina</i> sp. B							
<i>Amphicteis gunneri</i>							
<i>Amphiduros</i> sp. A							
<i>Amphiglena mediterranea</i>	5	2	6	11	0	19	43
<i>Amphiglena</i> sp. A	2	0	0	0	0	0	2
<i>Amphiglena</i> sp. B							
<i>Aonides oxycephala</i>							
<i>Aonides</i> sp. A	2	0	0	1	0	3	6
<i>Aphelocheata marioni</i>	1	0	0	0	0	0	1
<i>Apophryotrocha</i> sp. A							
<i>Arabella iricolor</i>							
<i>Arabella multidentata</i>							
<i>Aricidea catherinae</i>							
<i>Arandia intermedia</i>	0	2	1	1	0	0	4
<i>Asclerocheilus</i> sp. A							
<i>Augeneriella dubia</i>							
<i>Australospio mokapu</i>							
<i>Axiothella quadrimaculata</i>	0	2	0	1	0	0	3
<i>Branchiomma nigromaculata</i>							
<i>Branchiosyllis exilis</i>							
<i>Brania rhopalophora</i>							
<i>Brania</i> sp. B							
<i>Capitella capitata</i>	1	0	0	1	0	1	3
Capitellidae sp.	0	1	3	0	0	1	5
<i>Caulleriella acicula</i>							
<i>Caulleriella bioculatus</i>							
<i>Caulleriella</i> sp. A							
<i>Ceratonereis tentaculata</i>							
<i>Chaetopterus variopedatus</i>							
<i>Chitinopoma</i> sp. A							
<i>Chloeia flava</i>							
<i>Chloeia fusca</i>							
Cirratulidae sp. A							
Cirratulidae sp. B							
<i>Cirriformia punctata</i>							
<i>Cirrophorus</i> sp. A	0	0	2	0	0	0	2
<i>Cossura coasta</i>							
<i>Demonax</i> sp. A							
<i>Dipolydora armata</i>							
<i>Dodecaceria</i> sp. A							
<i>Dodecaceria</i> sp. B							
<i>Dorvillea rubrovittata</i>							
<i>Dorvillea</i> sp. B							
<i>Dorvillea</i> sp. D	1	0	5	0	0	1	7
<i>Euchone</i> cf. <i>rosea</i>							
<i>Euchone</i> sp. B							
<i>Eumida sanguinea</i>	0	1	0	0	0	0	1
<i>Eunice antennata</i>							
<i>Eunice havaica</i>							
<i>Eunice vittata</i>							
Eunicidae sp. A							
<i>Eurythoe parvecarunculata</i>							
<i>Eusyllis</i> sp. A							

Table D.2—Continued.

Taxon	No. of Individuals						Total
	1	2	Replicate		5	6	
			3	4			
<i>Euthalenessa</i> sp. A	0	1	0	0	0	0	1
<i>Exogone longicornis</i>	4	1	2	1	0	0	8
<i>Exogone verugera</i>	1	2	1	1	0	0	5
<i>Exogone</i> sp. A							
<i>Exogone</i> sp. C	0	1	1	0	0	0	2
<i>Exogone</i> sp. F							
<i>Exogone</i> sp. H							
<i>Fabricia</i> sp. A	3	9	45	17	0	19	93
<i>Filogranula</i> sp. A							
<i>Filogranula</i> sp. B							
<i>Flabelliderma</i> sp. A							
<i>Glycera tessellata</i>	0	1	0	1	0	4	6
<i>Goniada emerita</i>							
<i>Goniada maculata</i>							
<i>Grubeosyllis mediudentata</i>	0	0	0	0	1	0	1
<i>Gyptis</i> sp. A	0	0	0	0	0	1	1
<i>Haplosyllis spongicola</i>							
<i>Harmothoe</i> sp. A							
<i>Hesione splendida</i>							
Hesionidae sp. B							
Hesionidae sp. D	0	0	0	1	0	0	1
Hesionidae sp. G							
Hesionidae sp. H							
<i>Hesionura australiensis</i>							
<i>Heteropodarke</i> sp. B	2	1	1	2	0	0	6
<i>Hyboscolex</i> sp. A							
<i>Hydroides bannerorum</i>							
<i>Janua pagenstecheri</i>							
<i>Jasmineira caudata</i>							
<i>Josephella marenzelleri</i>							
<i>Lacydonia</i> sp. A							
<i>Laonice cirrata</i>	1	2	2	9	0	11	25
<i>Laonome</i> sp. A							
<i>Lepidasthenia</i> sp. B							
<i>Linopherus microcephala</i>	2	0	4	0	1	4	11
<i>Litocorsa acuminata</i>	0	0	0	1	0	0	1
<i>Loimia</i> sp. A							
Lumbrineridae sp. A							
<i>Lumbrineriopsis</i> sp. A							
<i>Lumbrineris dentata</i>	0	1	0	0	0	1	2
<i>Lumbrineris latreilli</i>							
<i>Lygdamis nesiotes</i>							
<i>Lysidice ninetta</i>	0	1	1	0	0	0	2
<i>Lysippe</i> sp. A							
<i>Magelona capensis</i>							
<i>Magelona</i> sp. A							
<i>Magelona</i> sp. C							
<i>Malacoceros</i> sp. A	0	0	1	0	0	0	1
<i>Malacoceros</i> sp. B							
Maldanidae sp. A							
<i>Marphysa</i> cf. <i>conferta</i>							
<i>Megalomma intermedium</i>							
<i>Mesochaetopterus</i> sp. A							
<i>Mesochaetopterus</i> sp. C							
<i>Micromaldane</i> sp. A							

Table D.2—Continued.

Taxon	No. of Individuals						Total
	1	2	Replicate		5	6	
			3	4			
<i>Micronereis</i> sp. A	0	1	0	0	0	0	1
<i>Micronereis</i> sp. B	0	1	0	0	0	0	1
<i>Microphthalmus</i> sp.	5	7	1	12	1	13	39
<i>Micropodarke</i> sp. A							
<i>Micropodarke</i> sp. B							
<i>Microspio granulata</i>	0	0	0	0	1	0	1
<i>Monticellina</i> cf. <i>dorsobranchialis</i>							
<i>Mooreonuphis</i> sp. A							
<i>Myriochele oculata</i>	0	0	0	0	0	3	3
<i>Myriochele pygidialis</i>							
<i>Myriochele</i> sp. A							
<i>Naineris</i> sp. A							
<i>Neanthes arenaceodentata</i>							
<i>Neanthes succinea</i>							
<i>Nematonereis unicornis</i>	3	3	0	3	0	7	16
<i>Nereis</i> sp. B							
<i>Notomastus tenuis</i>	0	0	0	2	0	0	2
<i>Notopygos</i> sp. A	1	6	6	0	1	7	21
<i>Odontosyllis maculata</i>	0	0	1	0	0	0	1
<i>Odontosyllis</i> sp. A	2	0	0	0	0	0	2
<i>Odontosyllis</i> sp. B	0	2	0	0	0	0	2
<i>Odontosyllis</i> sp. C							
<i>Odontosyllis</i> sp. D							
<i>Ophiodromus</i> sp. A							
<i>Ophryotrocha adherens</i>	0	1	0	0	0	0	1
<i>Paleanotus</i> sp. B	0	1	0	0	0	0	1
<i>Paleanotus</i> sp. E							
<i>Palmyra</i> sp. A							
<i>Paramphinome</i> sp. A	2	0	0	0	0	0	2
<i>Paraonella</i> sp. A	2	5	1	1	0	6	15
<i>Paraonella</i> sp. B							
<i>Paraonis</i> sp. A							
<i>Phalacrostemma</i> cf. <i>setosa</i>							
<i>Phalacrostemma</i> sp. A							
<i>Pholoe</i> sp. A	0	3	0	0	0	1	4
<i>Pholoe</i> sp. B	0	2	0	0	0	0	2
<i>Pholoe</i> sp. C							
<i>Pholoe</i> sp. F							
<i>Phyllochaetopterus socialis</i>							
<i>Phyllochaetopterus verrilli</i>							
<i>Phyllochaetopterus</i> sp. A							
<i>Phyllodoce madeirensis</i>	0	0	3	1	0	2	6
<i>Phyllodoce</i> sp. C							
Phyllodocidae sp. A							
Phyllodocidae sp. D							
Phyllodocidae sp. G							
<i>Pionosyllis heterocirrata</i>	4	8	14	8	2	5	41
<i>Pionosyllis spinisetosa</i>							
<i>Pionosyllis weismanni</i>	2	1	2	1	1	1	8
<i>Pionosyllis</i> sp. C	0	0	0	1	0	0	1
<i>Pionosyllis</i> sp. F							
<i>Pionosyllis</i> sp. G							
<i>Pionosyllis</i> sp. H	2	1	3	1	0	2	9
<i>Pionosyllis</i> sp. J							
<i>Pisione remota</i>							



Table D.2—Continued.

Taxon	No. of Individuals						Total
	1	2	Replicate		5	6	
			3	4			
<i>Pisone</i> sp. A	2	1	2	0	0	1	6
<i>Pisionidens</i> sp. A							
<i>Plakosyllis quadrioculata</i>							
<i>Platynereis bicanaliculata</i>							
<i>Poecilochaetus johnsoni</i>							
<i>Poecilochaetus serpens</i>							
<i>Poecilochaetus</i> sp. A							
<i>Polycirrus plumosus</i>							
<i>Polycirrus</i> sp. A							
<i>Polycirrus</i> sp. B							
<i>Polycirrus</i> sp. C							
<i>Polydora armata</i>							
<i>Polydora normalis</i>							
<i>Polydora</i> sp. A							
<i>Polygordius</i> sp. A							
Polynoidae sp. B							
Polynoidae sp. C							
Polynoidae sp. D							
<i>Polyophthalmus pictus</i>	0	0	0	0	0	1	1
<i>Potamilla</i> sp. A							
<i>Prionospio cirrifera</i>	4	8	1	1	0	6	20
<i>Prionospio cirrobranchiata</i>	0	0	0	0	0	1	1
<i>Prionospio steenstrupi</i>	2	1	1	0	0	0	4
<i>Progoniada oahuensis</i>							
<i>Progoniada</i> sp. B							
<i>Protoarcia</i> sp. A							
<i>Protoarcia</i> sp. B	0	0	2	2	0	0	4
<i>Protodorvillea biarticulata</i>	0	2	0	0	0	0	2
<i>Protodorvillea egena</i>							
<i>Protodrilus albicans</i>	0	0	0	1	0	3	4
<i>Protodrilus</i> sp. C							
<i>Protula atypha</i>							
<i>Psamathe</i> sp. A							
<i>Pseudexogone backstromi</i>	0	2	0	0	0	2	4
<i>Pseudobranchioma</i> sp. A							
<i>Pseudopolydora</i> sp. A							
<i>Pseudopotamilla reniformis</i>							
<i>Pseudovermilia occidentalis</i>	0	1	0	0	0	0	1
<i>Questa caudicirra</i>							
<i>Questa retrospermatia</i>	1	1	0	0	2	0	4
<i>Rhaphidrilus</i> sp. A							
<i>Rhodine</i> sp. A	7	3	6	3	0	5	24
<i>Sabella</i> sp. A							
<i>Saccocirrus oahuensis</i>	0	1	1	0	1	0	3
<i>Saccocirrus waianaensis</i>							
<i>Salmacina dysteri</i>							
Scalibregmidae sp. B							
<i>Schistomeringos macilenta</i>							
<i>Schistomeringos rudolphi</i>							
<i>Scolelepis victoriensis</i>	0	0	1	0	0	1	2
<i>Scolelepis</i> sp. B							
<i>Scyphoproctus djiboutiensis</i>							
<i>Serpula</i> sp. D							
<i>Sigalion</i> sp. A							
Sigalionidae sp. A							

Table D.2—Continued.

Taxon	No. of Individuals						Total
	1	2	Replicate		5	6	
			3	4			
<i>Sigambra tentaculata</i>	0	1	0	0	0	0	1
<i>Sphaerodoropsis</i> sp. C							
<i>Sphaerosyllis riseri</i>							
<i>Sphaerosyllis</i> sp. D							
<i>Sphaerosyllis</i> sp. E							
<i>Sphaerosyllis</i> sp. G	0	2	2	0	0	0	4
<i>Sphaerosyllis</i> sp. H	1	0	0	0	0	0	1
<i>Spio blakei</i>							
<i>Spio filicornis</i>							
<i>Spiochaetopterus</i> sp. A							
Spionidae sp. B							
Spionidae sp. D							
Spionidae sp. F							
Spionidae sp. G							
Spionidae sp. H							
<i>Spiophanes bombyx</i>							
Spirorbinae							
<i>Spirorbis</i> sp.	0	1	0	0	0	0	1
<i>Streptosyllis</i> sp. A							
Syllidae sp. C							
Syllidae sp. D							
Syllidae sp. E							
Syllidae sp. H							
<i>Syllides bansei</i>							
<i>Syllides</i> sp. B							
<i>Syllis gracilis</i>							
<i>Synelmis albini</i>							
<i>Synelmis</i> sp. B							
Terebellidae sp. A							
Terebellidae sp. B							
Terebellidae sp. C							
Terebellidae sp. D							
<i>Tetreres baileyae</i>							
<i>Thelepus setosus</i>							
<i>Thelepus</i> sp. A							
<i>Trichobranchus glacialis</i>							
<i>Trypanosyllis</i> sp. A							
<i>Typosyllis aciculata orientalis</i>	1	1	0	0	0	1	3
<i>Typosyllis cornuta</i>	0	0	0	1	0	0	1
<i>Typosyllis ornata</i>							
<i>Typosyllis variegata</i>	2	4	0	2	0	5	13
<i>Typosyllis</i> sp. A							
<i>Typosyllis</i> sp. H							
<i>Typosyllis</i> sp. J							
<i>Vermiliopsis infundibulum</i>							
<i>Vermiliopsis torquata</i>							
OLIGOCHAETA	15	15	15	14	2	3	64
NEMATODA	22	49	15	41	7	68	202
PLATYHELMINTHES	4	4	6	0	1	2	17
PORIFERA	0	1	0	1	0	1	3

Table D.2—Continued.

Taxon	No. of Individuals						Total
	1	2	Replicate		5	6	
			3	4			
<b>ECHINODERMATA</b>							
Asteroidea							
Echinoidea	1	5	2	2	0	1	11
Holothuroidea	1	1	1	0	0	1	4
Ophiuroidea						1	1
<b>CNIDARIA</b>							
Anthozoa	0	20	0	0	0	0	20
Hydrozoa							
Scyphozoa							
<b>KINORHYNCHA</b>							
<i>Echinoderes</i> sp. A							
NEMERTEA	2	4	10	6	5	21	48
INSECTA	0	9	0	1	0	3	13
<b>ARACHNIDA</b>							
<b>ACARI</b>							
<b>SIPUNCULA</b>							
<i>Apionsoma misakianum</i>	2	4	2	4	2	1	15
<i>Aspidosiphon muelleri</i>	0	0	7	1	0	2	10
<i>Aspidosiphon</i> sp. A							
<i>Lithacrosiphon cristatus</i>							
<i>Phascolosoma nigrescens</i>							
<i>Siphonosoma cumanense</i>							
<i>Sipunculus nudus</i>							
Sipuncula sp. G							
Sipuncula sp. I	0	0	1	0	0	0	1
Sipuncula sp. O							
Sipuncula sp. Q							
Sipuncula sp.							
<b>PRIAPULA</b>							
<b>CHAETOGNATHA</b>							
<i>Spadella gaetanoi</i>	0	0	0	1	0	2	3
<b>PHORONIDA</b>							
<i>Phoronis ovalis</i>							
<i>Phoronis psammophila</i>							
BRYOZOA	2	3	0	2	4	7	18
<b>ECHIURA</b>							
<b>HEMICHORDATA</b>							
<b>BRACHIOPODA</b>							
<b>TARDIGRADA</b>							

Table D.2—*Continued.*

Taxon	No. of Individuals						Total
	Replicate						
	1	2	3	4	5	6	
<b>CHORDATA</b>							
Urochordata							
<i>Branchiostoma</i> sp. A	0	0	0	0	0	1	1
Osteichthyes							
Total No. of Individuals/Replicate	117	214	181	161	32	252	
Total No. of Taxa/Replicate	37	54	39	38	15	45	
Total No. of Individuals Sampled							957
Total No. of Taxa Sampled							86

Table D.3. Taxon abundance from six replicates for nonmollusk components (excluding crustaceans), Wai'anae ocean outfall sampling station ZE, O'ahu, Hawai'i, June 2010.

Taxon	No. of Individuals						Total
	1	2	Replicate		5	6	
			3	4			
<b>POLYCHAETA</b>							
<i>Amphicorina</i> sp. B							
<i>Amphicteis gunneri</i>	0	0	0	1	0	0	1
<i>Amphiduros</i> sp. A							
<i>Amphiglena mediterranea</i>							
<i>Amphiglena</i> sp. A							
<i>Amphiglena</i> sp. B							
<i>Aonides oxycephala</i>							
<i>Aonides</i> sp. A	0	0	0	0	1	0	1
<i>Apelochaela marioni</i>							
<i>Apophryotrocha</i> sp. A							
<i>Arabella iricolor</i>							
<i>Arabella multidentata</i>							
<i>Aricidea catherinae</i>							
<i>Armandia intermedia</i>							
<i>Asclerocheilus</i> sp. A							
<i>Augeneriella dubia</i>							
<i>Australospio mokapu</i>							
<i>Axiothella quadrimaculata</i>							
<i>Branchiomma nigromaculata</i>							
<i>Branchiosyllis exilis</i>							
<i>Brania rhopalophora</i>							
<i>Brania</i> sp. B							
<i>Capitella capitata</i>							
Capitellidae sp.							
<i>Caulleriella acicula</i>							
<i>Caulleriella bioculatus</i>							
<i>Caulleriella</i> sp. A							
<i>Ceratonereis tentaculata</i>							
<i>Chaetopterus variopedatus</i>							
<i>Chitinopoma</i> sp. A							
<i>Chloeia flava</i>							
<i>Chloeia fusca</i>							
Cirratulidae sp. A							
Cirratulidae sp. B							
<i>Cirriformia punctata</i>							
<i>Cirrophorus</i> sp. A							
<i>Cossura coasta</i>							
<i>Demonax</i> sp. A							
<i>Dipolydora armata</i>							
<i>Dodecaceria</i> sp. A							
<i>Dodecaceria</i> sp. B							
<i>Dorvillea rubrovittata</i>							
<i>Dorvillea</i> sp. B							
<i>Dorvillea</i> sp. D							
<i>Euchone</i> cf. <i>rosea</i>							
<i>Euchone</i> sp. B							
<i>Eumida sanguinea</i>							
<i>Eunice antennata</i>							
<i>Eunice havaica</i>							
<i>Eunice vittata</i>							
Eunicidae sp. A							
<i>Eurythoe parvecarunculata</i>							
<i>Eusyllis</i> sp. A							

Table D.3—Continued.

Taxon	No. of Individuals						Total
	1	2	Replicate		5	6	
			3	4			
<i>Euthalenessa</i> sp. A	0	0	0	0	1	0	1
<i>Exogone longicornis</i>							
<i>Exogone verugera</i>							
<i>Exogone</i> sp. A							
<i>Exogone</i> sp. C							
<i>Exogone</i> sp. F							
<i>Exogone</i> sp. H							
<i>Fabricia</i> sp. A							
<i>Filogranula</i> sp. A	1	0	0	0	0	0	1
<i>Filogranula</i> sp. B							
<i>Flabelliderma</i> sp. A							
<i>Glycera tessellata</i>							
<i>Goniada emerita</i>							
<i>Goniada maculata</i>							
<i>Grubeosyllis mediodentata</i>							
<i>Gyptis</i> sp. A							
<i>Haplosyllis spongicola</i>							
<i>Harmothoe</i> sp. A							
<i>Hesionella splendida</i>							
Hesionidae sp. B							
Hesionidae sp. D							
Hesionidae sp. G							
Hesionidae sp. H							
<i>Hesionura australiensis</i>	21	0	0	1	4	1	27
<i>Heteropodarke</i> sp. B	0	2	0	0	0	0	2
<i>Hyboscolex</i> sp. A							
<i>Hydroides bannerorum</i>							
<i>Janua pagenstecheri</i>							
<i>Jasmineira caudata</i>							
<i>Josephella marenzelleri</i>							
<i>Lacydonia</i> sp. A							
<i>Laonice cirrata</i>	0	0	0	2	0	0	2
<i>Laonome</i> sp. A							
<i>Lepidasthenia</i> sp. B							
<i>Linopherus microcephala</i>	1	1	0	1	0	0	3
<i>Litocorsa acuminata</i>	0	0	4	2	0	1	7
<i>Loimia</i> sp. A							
Lumbrineridae sp. A							
<i>Lumbrineriopsis</i> sp. A							
<i>Lumbrineris dentata</i>							
<i>Lumbrineris latreilli</i>							
<i>Lygdamis nesiotes</i>							
<i>Lysidice ninetta</i>							
<i>Lysippe</i> sp. A							
<i>Magelona capensis</i>							
<i>Magelona</i> sp. A							
<i>Magelona</i> sp. C							
<i>Malacoceros</i> sp. A							
<i>Malacoceros</i> sp. B							
Maldanidae sp. A							
<i>Marphysa</i> cf. <i>conferta</i>							
<i>Megalomma intermedium</i>							
<i>Mesochaetopterus</i> sp. A							
<i>Mesochaetopterus</i> sp. C							
<i>Micromaldane</i> sp. A							

Table D.3—Continued.

Taxon	No. of Individuals						Total
	1	2	Replicate		5	6	
			3	4			
<i>Micronereis</i> sp. A							
<i>Micronereis</i> sp. B							
<i>Microphthalmus</i> sp.							
<i>Micropodarke</i> sp. A	9	10	9	0	8	9	45
<i>Micropodarke</i> sp. B	1	0	0	0	0	0	1
<i>Microspio granulata</i>							
<i>Monticellina</i> cf. <i>dorsobranchialis</i>							
<i>Mooreonuphis</i> sp. A							
<i>Myriochele oculata</i>							
<i>Myriochele pygidialis</i>							
<i>Myriochele</i> sp. A							
<i>Naineris</i> sp. A							
<i>Neanthes arenaceodentata</i>							
<i>Neanthes succinea</i>							
<i>Nematonereis unicornis</i>							
<i>Nereis</i> sp. B							
<i>Notomastus tenuis</i>							
<i>Notopygos</i> sp. A							
<i>Odontosyllis maculata</i>							
<i>Odontosyllis</i> sp. A							
<i>Odontosyllis</i> sp. B							
<i>Odontosyllis</i> sp. C							
<i>Odontosyllis</i> sp. D							
<i>Ophiodromus</i> sp. A							
<i>Ophryotrocha adherens</i>							
<i>Paleanotus</i> sp. B							
<i>Paleanotus</i> sp. E							
<i>Palmyra</i> sp. A							
<i>Paramphinome</i> sp. A							
<i>Paraonella</i> sp. A	0	0	0	0	0	1	1
<i>Paraonella</i> sp. B							
<i>Paraonis</i> sp. A							
<i>Phalacrostemma</i> cf. <i>setosa</i>							
<i>Phalacrostemma</i> sp. A							
<i>Pholoe</i> sp. A							
<i>Pholoe</i> sp. B							
<i>Pholoe</i> sp. C							
<i>Pholoe</i> sp. F							
<i>Phyllochaetopterus socialis</i>							
<i>Phyllochaetopterus verrilli</i>							
<i>Phyllochaetopterus</i> sp. A							
<i>Phyllodoce madeirensis</i>	0	0	0	0	0	1	1
<i>Phyllodoce</i> sp. C							
Phyllodocidae sp. A	1	0	0	0	0	0	1
Phyllodocidae sp. D							
Phyllodocidae sp. G							
<i>Pionosyllis heterocirrata</i>	29	7	10	15	25	5	91
<i>Pionosyllis spinisetosa</i>							
<i>Pionosyllis weismanni</i>							
<i>Pionosyllis</i> sp. C							
<i>Pionosyllis</i> sp. F							
<i>Pionosyllis</i> sp. G							
<i>Pionosyllis</i> sp. H	1	0	0	0	0	0	1
<i>Pionosyllis</i> sp. J							
<i>Pisione remota</i>							

Table D.3—Continued.

Taxon	No. of Individuals						Total
	1	2	Replicate		5	6	
			3	4			
<i>Pisone</i> sp. A	12	0	2	0	3	2	19
<i>Pisionidens</i> sp. A							
<i>Plakosyllis quadrioculata</i>							
<i>Platynereis bicanaliculata</i>							
<i>Poecilochaetus johnsoni</i>							
<i>Poecilochaetus serpens</i>							
<i>Poecilochaetus</i> sp. A							
<i>Polycirrus plumosus</i>							
<i>Polycirrus</i> sp. A							
<i>Polycirrus</i> sp. B							
<i>Polycirrus</i> sp. C							
<i>Polydora armata</i>							
<i>Polydora normalis</i>							
<i>Polydora</i> sp. A							
<i>Polygordius</i> sp. A							
Polynoidae sp. B							
Polynoidae sp. C							
Polynoidae sp. D							
<i>Polyphthalmus pictus</i>	4	0	0	0	1	0	5
<i>Potamilla</i> sp. A							
<i>Prionospio cirrifera</i>	0	0	1	2	0	0	3
<i>Prionospio cirrobranchiata</i>	0	0	0	0	1	0	1
<i>Prionospio steenstrupi</i>	0	0	0	1	0	0	1
<i>Progoniada oahuensis</i>	1	0	0	0	0	0	1
<i>Progoniada</i> sp. B							
<i>Protoaricia</i> sp. A							
<i>Protoaricia</i> sp. B							
<i>Protodorvillea biarticulata</i>	0	1	0	0	0	0	1
<i>Protodorvillea egena</i>							
<i>Protodrilus albicans</i>	0	0	0	0	1	1	2
<i>Protodrilus</i> sp. C							
<i>Protula atypha</i>							
<i>Psamathe</i> sp. A							
<i>Pseudexogone backstromi</i>	0	2	0	0	2	2	6
<i>Pseudobranchioma</i> sp. A							
<i>Pseudopolydora</i> sp. A							
<i>Pseudopotamilla reniformis</i>							
<i>Pseudovermilia occidentalis</i>							
<i>Questa caudicirra</i>							
<i>Questa retrospermatia</i>							
<i>Rhaphidrilus</i> sp. A							
<i>Rhodine</i> sp. A							
<i>Sabella</i> sp. A							
<i>Saccocirrus oahuensis</i>	1	0	0	0	0	0	1
<i>Saccocirrus waianaensis</i>	1	0	0	0	0	0	1
<i>Salmacina dysteri</i>							
Scalibregmidae sp. B							
<i>Schistomeringos macilenta</i>							
<i>Schistomeringos rudolphi</i>							
<i>Scoletepis victoriensis</i>	0	1	0	0	0	0	1
<i>Scoletepis</i> sp. B							
<i>Scyphoproctus djiboutiensis</i>							
<i>Serpula</i> sp. D							
<i>Sigalion</i> sp. A	0	0	1	0	0	0	1
Sigalionidae sp. A	1	0	0	0	0	0	1



Table D.3—Continued.

Taxon	No. of Individuals						Total
	1	2	Replicate		5	6	
			3	4			
<i>Sigambra tentaculata</i>							
<i>Sphaerodoropsis</i> sp. C	1	0	0	0	0	0	1
<i>Sphaerosyllis riseri</i>	1	0	0	1	0	0	2
<i>Sphaerosyllis</i> sp. D							
<i>Sphaerosyllis</i> sp. E							
<i>Sphaerosyllis</i> sp. G	0	0	0	0	1	0	1
<i>Sphaerosyllis</i> sp. H							
<i>Spio blakei</i>	0	1	0	0	2	0	3
<i>Spio filicornis</i>							
<i>Spiochaetopterus</i> sp. A							
Spionidae sp. B							
Spionidae sp. D							
Spionidae sp. F							
Spionidae sp. G							
Spionidae sp. H							
<i>Spiophanes bombyx</i>							
Spirorbinae							
<i>Spirorbis</i> sp.							
<i>Streptosyllis</i> sp. A							
Syllidae sp. C							
Syllidae sp. D							
Syllidae sp. E							
Syllidae sp. H							
<i>Syllides bansei</i>							
<i>Syllides</i> sp. B							
<i>Syllis gracilis</i>							
<i>Synelmis albini</i>							
<i>Synelmis</i> sp. B							
Terebellidae sp. A	1	0	1	0	0	0	2
Terebellidae sp. B							
Terebellidae sp. C							
Terebellidae sp. D							
<i>Tetereus baileyae</i>							
<i>Thelepus setosus</i>							
<i>Thelepus</i> sp. A							
<i>Trichobranchus glacialis</i>							
<i>Trypanosyllis</i> sp. A							
<i>Typosyllis aciculata orientalis</i>							
<i>Typosyllis cornuta</i>							
<i>Typosyllis ornata</i>							
<i>Typosyllis variegata</i>							
<i>Typosyllis</i> sp. A							
<i>Typosyllis</i> sp. H							
<i>Typosyllis</i> sp. J							
<i>Vermiliopsis infundibulum</i>							
<i>Vermiliopsis torquata</i>							
OLIGOCHAETA	11	1	8	5	25	7	57
NEMATODA	85	10	29	13	46	15	198
PLATYHELMINTHES	4	0	0	0	1	1	6
PORIFERA							

Table D.3—Continued.

Taxon	No. of Individuals						Total
	1	2	Replicate		5	6	
			3	4			
ECHINODERMATA							
Asteroidea							
Echinoidea	0	1	0	0	0	1	2
Holothuroidea	0	0	0	0	0	1	1
Ophiuroidea	1	0	0	0	0	1	2
CNIDARIA							
Anthozoa							
Hydrozoa	0	0	0	0	0	43	43
Scyphozoa							
KINORHYNCHA							
<i>Echinoderes</i> sp. A	0	2	0	0	0	0	2
NEMERTEA							
	9	1	4	0	5	0	19
INSECTA							
	2	0	0	0	0	1	3
ARACHNIDA							
ACARI							
SIPUNCULA							
<i>Apionsoma misakianum</i>	0	1	2	4	2	3	12
<i>Aspidosiphon muelleri</i>	0	0	0	0	2	0	2
<i>Aspidosiphon</i> sp. A							
<i>Lithacrosiphon cristatus</i>							
<i>Phascolosoma nigrescens</i>							
<i>Siphonosoma cumanense</i>							
<i>Sipunculus nudus</i>							
Sipuncula sp. G							
Sipuncula sp. I							
Sipuncula sp. O							
Sipuncula sp. Q							
Sipuncula sp.							
PRIAPULA							
CHAETOGNATHA							
<i>Spadella gaetanoi</i>	1	0	0	0	0	0	1
PHORONIDA							
<i>Phoronis ovalis</i>							
<i>Phoronis psammophila</i>							
BRYOZOA							
ECHIURA							
HEMICHORDATA							
BRACHIOPODA							
TARDIGRADA							

Table D.3—*Continued.*

Taxon	No. of Individuals						Total
	Replicate						
	1	2	3	4	5	6	
<b>CHORDATA</b>							
Urochordata							
<i>Branchiostoma</i> sp. A	2	0	2	1	0	1	6
Osteichthyes	0	0	0	0	0	1	1
Total No. of Individuals/Replicate	202	41	73	49	131	98	
Total No. of Taxa/Replicate	25	14	12	13	18	20	
Total No. of Individuals Sampled							594
Total No. of Taxa Sampled							50

Table D.4. Taxon abundance from six replicates for nonmollusk components (excluding crustaceans), Wai'anae ocean outfall sampling station Z, O'ahu, Hawai'i, June 2010.

Taxon	No. of Individuals						Total
	1	2	Replicate		5	6	
			3	4			
<b>POLYCHAETA</b>							
<i>Amphicorina</i> sp. B							
<i>Amphicteis gunneri</i>							
<i>Amphiduros</i> sp. A							
<i>Amphiglena mediterranea</i>							
<i>Amphiglena</i> sp. A							
<i>Amphiglena</i> sp. B							
<i>Aonides oxycephala</i>							
<i>Aonides</i> sp. A							
<i>Aphelochaeta marioni</i>							
<i>Apophryotrocha</i> sp. A							
<i>Arabella iricolor</i>							
<i>Arabella multidentata</i>							
<i>Aricidea catherinae</i>							
<i>Arandia intermedia</i>	0	0	0	1	1	0	2
<i>Asclerocheilus</i> sp. A							
<i>Augeneriella dubia</i>							
<i>Australospio mokapu</i>							
<i>Axiothella quadrimaculata</i>	0	0	0	0	1	0	1
<i>Branchiomma nigromaculata</i>							
<i>Branchiosyllis exilis</i>							
<i>Brania rhopalophora</i>							
<i>Brania</i> sp. B							
<i>Capitella capitata</i>	2	0	1	0	1	0	4
Capitellidae sp.	0	0	0	0	1	0	1
<i>Caulleriella acicula</i>							
<i>Caulleriella bioculatus</i>							
<i>Caulleriella</i> sp. A							
<i>Ceratonereis tentaculata</i>							
<i>Chaetopterus variopedatus</i>							
<i>Chitinopoma</i> sp. A							
<i>Chloeia flava</i>							
<i>Chloeia fusca</i>							
Cirratulidae sp. A							
Cirratulidae sp. B							
<i>Cirriformia punctata</i>							
<i>Cirrophorus</i> sp. A							
<i>Cossura coasta</i>							
<i>Demonax</i> sp. A							
<i>Dipolydora armata</i>							
<i>Dodecaceria</i> sp. A							
<i>Dodecaceria</i> sp. B							
<i>Dorvillea rubrovittata</i>							
<i>Dorvillea</i> sp. B							
<i>Dorvillea</i> sp. D	0	0	0	1	0	0	1
<i>Euchone</i> cf. <i>rosea</i>							
<i>Euchone</i> sp. B							
<i>Eumida sanguinea</i>							
<i>Eunice antennata</i>							
<i>Eunice havaica</i>							
<i>Eunice vittata</i>							
Eunicidae sp. A							
<i>Eurythoe parvecarunculata</i>							
<i>Eusyllis</i> sp. A							

Table D.4—Continued.

Taxon	No. of Individuals						Total
	1	2	Replicate		5	6	
			3	4			
<i>Euthalenessa</i> sp. A							
<i>Exogone longicornis</i>							
<i>Exogone verugera</i>							
<i>Exogone</i> sp. A							
<i>Exogone</i> sp. C							
<i>Exogone</i> sp. F							
<i>Exogone</i> sp. H							
<i>Fabricia</i> sp. A	0	1	0	0	0	0	1
<i>Filogranula</i> sp. A							
<i>Filogranula</i> sp. B							
<i>Flabelliderma</i> sp. A							
<i>Glycera tessellata</i>	0	0	1	0	0	0	1
<i>Goniada emerita</i>							
<i>Goniada maculata</i>							
<i>Grubeosyllis mediodentata</i>							
<i>Gyptis</i> sp. A							
<i>Haplosyllis spongicola</i>							
<i>Harmothoe</i> sp. A							
<i>Hesione splendida</i>							
Hesionidae sp. B							
Hesionidae sp. D							
Hesionidae sp. G							
Hesionidae sp. H							
<i>Hesionura australiensis</i>							
<i>Heteropodarke</i> sp. B	0	0	0	1	1	0	2
<i>Hyboscolex</i> sp. A							
<i>Hydroides bannerorum</i>							
<i>Janua pagenstecheri</i>							
<i>Jasmineira caudata</i>							
<i>Josephella marenzelleri</i>							
<i>Lacydonia</i> sp. A							
<i>Laonice cirrata</i>	3	1	1	2	5	0	12
<i>Laonome</i> sp. A							
<i>Lepidasthenia</i> sp. B							
<i>Linopherus microcephala</i>	0	1	0	0	0	1	2
<i>Litocorsa acuminata</i>							
<i>Loimia</i> sp. A							
Lumbrineridae sp. A							
<i>Lumbrineriopsis</i> sp. A							
<i>Lumbrineris dentata</i>							
<i>Lumbrineris latreilli</i>							
<i>Lygdamis nesiotes</i>							
<i>Lysidice ninetta</i>							
<i>Lysippe</i> sp. A							
<i>Magelona capensis</i>							
<i>Magelona</i> sp. A							
<i>Magelona</i> sp. C							
<i>Malacoceros</i> sp. A							
<i>Malacoceros</i> sp. B							
Maldanidae sp. A							
<i>Marphysa</i> cf. <i>conferta</i>							
<i>Megalomma intermedium</i>							
<i>Mesochaetopterus</i> sp. A							
<i>Mesochaetopterus</i> sp. C							
<i>Micromaldane</i> sp. A							

Table D.4—Continued.

Taxon	No. of Individuals						Total
	1	2	Replicate		5	6	
			3	4			
<i>Micronereis</i> sp. A							
<i>Micronereis</i> sp. B							
<i>Microphthalmus</i> sp.							
<i>Micropodarke</i> sp. A	2	0	0	3	2	2	9
<i>Micropodarke</i> sp. B							
<i>Microspio granulata</i>							
<i>Monticellina</i> cf. <i>dorsobranchialis</i>							
<i>Mooreonuphis</i> sp. A							
<i>Myriochele oculata</i>	0	0	0	0	1	0	1
<i>Myriochele pygidialis</i>							
<i>Myriochele</i> sp. A							
<i>Naineris</i> sp. A							
<i>Neanthes arenaceodentata</i>	0	0	1	0	0	0	1
<i>Neanthes succinea</i>							
<i>Nematonereis unicornis</i>							
<i>Nereis</i> sp. B							
<i>Notomastus tenuis</i>							
<i>Notopygos</i> sp. A							
<i>Odontosyllis maculata</i>							
<i>Odontosyllis</i> sp. A							
<i>Odontosyllis</i> sp. B							
<i>Odontosyllis</i> sp. C							
<i>Odontosyllis</i> sp. D							
<i>Ophiodromus</i> sp. A							
<i>Ophryotrocha adherens</i>							
<i>Paleanotus</i> sp. B							
<i>Paleanotus</i> sp. E							
<i>Palmyra</i> sp. A							
<i>Paramphinome</i> sp. A	1	0	0	0	0	0	1
<i>Paraonella</i> sp. A	0	0	0	0	1	0	1
<i>Paraonella</i> sp. B							
<i>Paraonis</i> sp. A							
<i>Phalacrostemma</i> cf. <i>setosa</i>							
<i>Phalacrostemma</i> sp. A							
<i>Pholoe</i> sp. A							
<i>Pholoe</i> sp. B							
<i>Pholoe</i> sp. C							
<i>Pholoe</i> sp. F							
<i>Phyllochaetopterus socialis</i>							
<i>Phyllochaetopterus verrilli</i>							
<i>Phyllochaetopterus</i> sp. A							
<i>Phyllodoce madeirensis</i>							
<i>Phyllodoce</i> sp. C							
Phyllodocidae sp. A							
Phyllodocidae sp. D							
Phyllodocidae sp. G							
<i>Pionosyllis heterocirrata</i>	10	2	5	6	4	3	30
<i>Pionosyllis spinisetosa</i>	0	0	0	0	1	0	1
<i>Pionosyllis weismanni</i>							
<i>Pionosyllis</i> sp. C							
<i>Pionosyllis</i> sp. F							
<i>Pionosyllis</i> sp. G							
<i>Pionosyllis</i> sp. H							
<i>Pionosyllis</i> sp. J							
<i>Pisione remota</i>							

Table D.4—Continued.

Taxon	No. of Individuals						Total
	1	2	Replicate		5	6	
			3	4			
<i>Pisone</i> sp. A	1	0	0	4	0	1	6
<i>Pisionidens</i> sp. A							
<i>Plakosyllis quadrioculata</i>							
<i>Platynereis bicanaliculata</i>							
<i>Poecilochaetus johnsoni</i>							
<i>Poecilochaetus serpens</i>							
<i>Poecilochaetus</i> sp. A							
<i>Polycirrus plumosus</i>							
<i>Polycirrus</i> sp. A							
<i>Polycirrus</i> sp. B							
<i>Polycirrus</i> sp. C							
<i>Polydora armata</i>							
<i>Polydora normalis</i>							
<i>Polydora</i> sp. A							
<i>Polygordius</i> sp. A							
Polynoidae sp. B							
Polynoidae sp. C							
Polynoidae sp. D							
<i>Polyophthalmus pictus</i>	0	0	0	1	0	0	1
<i>Potamilla</i> sp. A							
<i>Prionospio cirrifera</i>	8	0	1	2	9	0	20
<i>Prionospio cirrobranchiata</i>	0	0	1	0	0	0	1
<i>Prionospio steenstrupi</i>	1	0	2	1	0	1	5
<i>Progoniada oahuensis</i>							
<i>Progoniada</i> sp. B							
<i>Protoaricia</i> sp. A							
<i>Protoaricia</i> sp. B							
<i>Protodorvillea biarticulata</i>	1	0	2	1	1	1	6
<i>Protodorvillea egena</i>	1	0	0	0	0	0	1
<i>Protodrilus albicans</i>	0	1	0	0	0	0	1
<i>Protodrilus</i> sp. C							
<i>Protula atypha</i>							
<i>Psamathe</i> sp. A							
<i>Pseudexogone backstromi</i>							
<i>Pseudobranchioma</i> sp. A							
<i>Pseudopolydora</i> sp. A							
<i>Pseudopotamilla reniformis</i>							
<i>Pseudovermilia occidentalis</i>							
<i>Questa caudicirra</i>							
<i>Questa retrospermatia</i>	0	1	1	0	0	1	3
<i>Rhaphidrilus</i> sp. A							
<i>Rhodine</i> sp. A	0	0	0	0	0	2	2
<i>Sabella</i> sp. A							
<i>Saccocirrus oahuensis</i>							
<i>Saccocirrus waianaensis</i>							
<i>Salmacina dysteri</i>							
Scalibregmidae sp. B							
<i>Schistomeringos macilenta</i>							
<i>Schistomeringos rudolphi</i>							
<i>Scolelepis victoriensis</i>	2	2	1	0	1	2	8
<i>Scolelepis</i> sp. B	0	0	0	0	0	1	1
<i>Scyphoproctus djiboutiensis</i>							
<i>Serpula</i> sp. D							
<i>Sigalion</i> sp. A							
Sigalionidae sp. A	0	0	0	0	0	1	1

Table D.4—Continued.

Taxon	No. of Individuals						Total
	1	2	Replicate		5	6	
			3	4			
<i>Sigambra tentaculata</i>	2	0	0	1	0	0	3
<i>Sphaerodoropsis</i> sp. C							
<i>Sphaerosyllis riseri</i>							
<i>Sphaerosyllis</i> sp. D							
<i>Sphaerosyllis</i> sp. E							
<i>Sphaerosyllis</i> sp. G	0	0	0	1	0	0	1
<i>Sphaerosyllis</i> sp. H							
<i>Spio blakei</i>	0	1	0	0	2	1	4
<i>Spio filicornis</i>	1	0	0	0	0	0	1
<i>Spiochaetopterus</i> sp. A							
Spionidae sp. B							
Spionidae sp. D							
Spionidae sp. F							
Spionidae sp. G							
Spionidae sp. H							
<i>Spiophanes bombyx</i>							
Spirorbinae							
<i>Spirorbis</i> sp.							
<i>Streptosyllis</i> sp. A							
Syllidae sp. C							
Syllidae sp. D							
Syllidae sp. E							
Syllidae sp. H							
<i>Syllides bansei</i>							
<i>Syllides</i> sp. B							
<i>Syllis gracilis</i>							
<i>Synelmis albini</i>	0	0	0	1	0	0	1
<i>Synelmis</i> sp. B							
Terebellidae sp. A							
Terebellidae sp. B							
Terebellidae sp. C							
Terebellidae sp. D							
<i>Tetreres baileyae</i>							
<i>Thelepus setosus</i>							
<i>Thelepus</i> sp. A							
<i>Trichobranchus glacialis</i>	0	0	0	1	0	0	1
<i>Trypanosyllis</i> sp. A							
<i>Typosyllis aciculata orientalis</i>							
<i>Typosyllis cornuta</i>							
<i>Typosyllis ornata</i>							
<i>Typosyllis variegata</i>							
<i>Typosyllis</i> sp. A							
<i>Typosyllis</i> sp. H							
<i>Typosyllis</i> sp. J							
<i>Vermiliopsis infundibulum</i>							
<i>Vermiliopsis torquata</i>							
OLIGOCHAETA	4	4	1	2	8	1	20
NEMATODA	15	12	2	16	25	10	80
PLATYHELMINTHES	2	2	0	2	0	3	9
PORIFERA							



Table D.4—Continued.

Taxon	No. of Individuals						Total
	1	2	Replicate		5	6	
			3	4			
ECHINODERMATA							
Asteroidea							
Echinoidea							
Holothuroidea							
Ophiuroidea							
CNIDARIA							
Anthozoa							
Hydrozoa	0	1	0	0	0	0	1
Scyphozoa							
KINORHYNCHA							
<i>Echinoderes</i> sp. A							
NEMERTEA							
	6	3	2	4	5	3	23
INSECTA							
	0	0	0	0	2	0	2
ARACHNIDA							
ACARI							
SIPUNCULA							
<i>Apionsoma misakianum</i>	0	1	0	1	3	3	8
<i>Aspidosiphon muelleri</i>	0	0	0	0	0	1	1
<i>Aspidosiphon</i> sp. A	0	0	0	0	0	1	1
<i>Lithacrosiphon cristatus</i>							
<i>Phascolosoma nigrescens</i>							
<i>Siphonosoma cumanense</i>							
<i>Sipunculus nudus</i>							
Sipuncula sp. G							
Sipuncula sp. I							
Sipuncula sp. O							
Sipuncula sp. Q							
Sipuncula sp.							
PRIAPULA							
CHAETOGNATHA							
<i>Spadella gaetanoi</i>	0	1	0	1	0	0	2
PHORONIDA							
<i>Phoronis ovalis</i>							
<i>Phoronis psammophila</i>							
BRYOZOA							
	0	2	0	1	3	1	7
ECHIURA							
HEMICHORDATA							
BRACHIOPODA							
TARDIGRADA							

Table D.4—*Continued.*

Taxon	No. of Individuals						Total
	Replicate						
	1	2	3	4	5	6	
<b>CHORDATA</b>							
Urochordata							
<i>Branchiostoma</i> sp. A							
Osteichthyes							
Total No. of Individuals/Replicate	62	36	22	54	78	40	
Total No. of Taxa/Replicate	17	16	14	22	21	20	
Total No. of Individuals Sampled							292
Total No. of Taxa Sampled							47

Table D.5. Taxon abundance from six replicates for nonmollusk components (excluding crustaceans), Wai'anae ocean outfall sampling station ZW, O'ahu, Hawai'i, June 2010.

Taxon	No. of Individuals						Total
	1	2	Replicate		5	6	
			3	4			
<b>POLYCHAETA</b>							
<i>Amphicorina</i> sp. B							
<i>Amphicteis gunneri</i>							
<i>Amphiduros</i> sp. A							
<i>Amphiglena mediterranea</i>	0	0	3	1	1	0	5
<i>Amphiglena</i> sp. A							
<i>Amphiglena</i> sp. B							
<i>Aonides oxycephala</i>							
<i>Aonides</i> sp. A	1	2	0	0	1	0	4
<i>Aphelochaeta marioni</i>	0	0	0	0	0	1	1
<i>Apophryotrocha</i> sp. A							
<i>Arabella iricolor</i>							
<i>Arabella multidentata</i>							
<i>Aricidea catherinae</i>							
<i>Armandia intermedia</i>	0	0	2	0	1	0	3
<i>Asclerocheilus</i> sp. A							
<i>Augeneriella dubia</i>							
<i>Australospio mokapu</i>							
<i>Axiothella quadrimaculata</i>							
<i>Branchiomma nigromaculata</i>							
<i>Branchiosyllis exilis</i>							
<i>Brania rhopalophora</i>							
<i>Brania</i> sp. B							
<i>Capitella capitata</i>							
Capitellidae sp.	0	1	0	1	0	0	2
<i>Caulleriella acicula</i>							
<i>Caulleriella bioculatus</i>							
<i>Caulleriella</i> sp. A	0	0	0	1	0	0	1
<i>Ceratonereis tentaculata</i>							
<i>Chaetopterus variopedatus</i>							
<i>Chitinopoma</i> sp. A							
<i>Chloeia flava</i>	0	0	0	1	0	0	1
<i>Chloeia fusca</i>							
Cirratulidae sp. A							
Cirratulidae sp. B							
<i>Cirriformia punctata</i>							
<i>Cirrophorus</i> sp. A							
<i>Cossura coasta</i>							
<i>Demonax</i> sp. A							
<i>Dipolydora armata</i>							
<i>Dodecaceria</i> sp. A							
<i>Dodecaceria</i> sp. B							
<i>Dorvillea rubrovittata</i>							
<i>Dorvillea</i> sp. B							
<i>Dorvillea</i> sp. D	0	0	0	0	1	0	1
<i>Euchone</i> cf. <i>rosea</i>							
<i>Euchone</i> sp. B							
<i>Eumida sanguinea</i>							
<i>Eunice antennata</i>							
<i>Eunice havaica</i>							
<i>Eunice vittata</i>							
Eunicidae sp. A							
<i>Eurythoe parvecarunculata</i>							
<i>Eusyllis</i> sp. A							

Table D.5—Continued.

Taxon	No. of Individuals						Total
	1	2	Replicate		5	6	
			3	4			
<i>Euthalenessa</i> sp. A							
<i>Exogone longicornis</i>	0	4	0	0	0	0	4
<i>Exogone verugera</i>							
<i>Exogone</i> sp. A							
<i>Exogone</i> sp. C							
<i>Exogone</i> sp. F							
<i>Exogone</i> sp. H							
<i>Fabricia</i> sp. A	0	0	1	5	0	0	6
<i>Filogranula</i> sp. A							
<i>Filogranula</i> sp. B							
<i>Flabelliderma</i> sp. A							
<i>Glycera tessellata</i>	1	1	0	1	0	0	3
<i>Goniada emerita</i>							
<i>Goniada maculata</i>							
<i>Grubeosyllis mediodentata</i>							
<i>Gyptis</i> sp. A							
<i>Haplosyllis spongicola</i>							
<i>Harmothoe</i> sp. A							
<i>Hesionia splendida</i>							
Hesionidae sp. B	0	0	0	0	1	0	1
Hesionidae sp. D	0	0	0	0	0	1	1
Hesionidae sp. G							
Hesionidae sp. H							
<i>Hesionura australiensis</i>							
<i>Heteropodarke</i> sp. B	1	2	0	0	1	2	6
<i>Hyboscolex</i> sp. A							
<i>Hydroides bannerorum</i>							
<i>Janua pagenstecheri</i>							
<i>Jasmineira caudata</i>							
<i>Josephella marenzelleri</i>							
<i>Lacydonia</i> sp. A							
<i>Laonice cirrata</i>	3	4	1	0	4	1	13
<i>Laonome</i> sp. A							
<i>Lepidasthenia</i> sp. B							
<i>Linopherus microcephala</i>	0	0	0	0	0	1	1
<i>Litocorsa acuminata</i>							
<i>Loimia</i> sp. A							
Lumbrineridae sp. A							
<i>Lumbrineriopsis</i> sp. A							
<i>Lumbrineris dentata</i>							
<i>Lumbrineris latreilli</i>							
<i>Lygdamis nesiotis</i>							
<i>Lysidice ninetta</i>	0	0	0	0	1	0	1
<i>Lysippe</i> sp. A							
<i>Magelona capensis</i>							
<i>Magelona</i> sp. A							
<i>Magelona</i> sp. C							
<i>Malacoceros</i> sp. A							
<i>Malacoceros</i> sp. B							
Maldanidae sp. A							
<i>Marphysa</i> cf. <i>conferta</i>							
<i>Megalomma intermedium</i>							
<i>Mesochaetopterus</i> sp. A							
<i>Mesochaetopterus</i> sp. C							
<i>Micromaldane</i> sp. A							

Table D.5—Continued.

Taxon	No. of Individuals						Total
	1	2	Replicate		5	6	
			3	4			
<i>Micronereis</i> sp. A							
<i>Micronereis</i> sp. B							
<i>Microphthalmus</i> sp.							
<i>Micropodarke</i> sp. A	6	6	6	5	6	4	33
<i>Micropodarke</i> sp. B							
<i>Microspio granulata</i>							
<i>Monticellina</i> cf. <i>dorsobranchialis</i>	0	0	0	0	1	0	1
<i>Mooreonuphis</i> sp. A							
<i>Myriochele oculata</i>							
<i>Myriochele pygidialis</i>							
<i>Myriochele</i> sp. A							
<i>Naineris</i> sp. A							
<i>Neanthes arenaceodentata</i>							
<i>Neanthes succinea</i>							
<i>Nematonereis unicornis</i>	0	0	2	3	1	0	6
<i>Nereis</i> sp. B							
<i>Notomastus tenuis</i>	0	1	0	0	0	0	1
<i>Notopygos</i> sp. A	1	0	0	0	1	0	2
<i>Odontosyllis maculata</i>							
<i>Odontosyllis</i> sp. A							
<i>Odontosyllis</i> sp. B							
<i>Odontosyllis</i> sp. C							
<i>Odontosyllis</i> sp. D							
<i>Ophiodromus</i> sp. A							
<i>Ophryotrocha adherens</i>							
<i>Paleanotus</i> sp. B							
<i>Paleanotus</i> sp. E							
<i>Palmyra</i> sp. A							
<i>Paramphinome</i> sp. A	0	1	0	0	0	0	1
<i>Paraonella</i> sp. A							
<i>Paraonella</i> sp. B							
<i>Paraonis</i> sp. A							
<i>Phalacrostemma</i> cf. <i>setosa</i>	0	0	0	1	0	0	1
<i>Phalacrostemma</i> sp. A							
<i>Pholoe</i> sp. A	1	0	0	0	0	1	2
<i>Pholoe</i> sp. B	0	0	0	0	0	1	1
<i>Pholoe</i> sp. C	0	0	0	0	0	1	1
<i>Pholoe</i> sp. F							
<i>Phyllochaetopterus socialis</i>							
<i>Phyllochaetopterus verrilli</i>							
<i>Phyllochaetopterus</i> sp. A							
<i>Phyllodoce madeirensis</i>	0	3	1	1	0	1	6
<i>Phyllodoce</i> sp. C							
Phyllodocidae sp. A							
Phyllodocidae sp. D							
Phyllodocidae sp. G							
<i>Pionosyllis heterocirrata</i>	8	8	1	4	7	5	33
<i>Pionosyllis spinisetosa</i>							
<i>Pionosyllis weismanni</i>							
<i>Pionosyllis</i> sp. C							
<i>Pionosyllis</i> sp. F							
<i>Pionosyllis</i> sp. G							
<i>Pionosyllis</i> sp. H							
<i>Pionosyllis</i> sp. J							
<i>Pisione remota</i>							

Table D.5—Continued.

Taxon	No. of Individuals						Total
	1	2	Replicate		5	6	
			3	4			
<i>Pisone</i> sp. A	1	4	0	0	1	0	6
<i>Pisionidens</i> sp. A							
<i>Plakosyllis quadrioculata</i>							
<i>Platynereis bicanaliculata</i>							
<i>Poecilochaetus johnsoni</i>							
<i>Poecilochaetus serpens</i>							
<i>Poecilochaetus</i> sp. A							
<i>Polycirrus plumosus</i>							
<i>Polycirrus</i> sp. A							
<i>Polycirrus</i> sp. B							
<i>Polycirrus</i> sp. C							
<i>Polydora armata</i>							
<i>Polydora normalis</i>							
<i>Polydora</i> sp. A							
<i>Polygordius</i> sp. A	0	0	0	1	0	0	1
Polynoidae sp. B							
Polynoidae sp. C							
Polynoidae sp. D							
<i>Polyphthalmus pictus</i>	0	0	0	0	0	3	3
<i>Potamilla</i> sp. A							
<i>Prionospio cirrifera</i>	1	3	1	0	1	2	8
<i>Prionospio cirrobranchiata</i>							
<i>Prionospio steenstrupi</i>	3	0	1	1	0	2	7
<i>Progoniada oahuensis</i>							
<i>Progoniada</i> sp. B							
<i>Protoaricia</i> sp. A							
<i>Protoaricia</i> sp. B							
<i>Protodorvillea biarticulata</i>							
<i>Protodorvillea egena</i>	0	0	0	0	0	1	1
<i>Protodrilus albicans</i>	1	0	0	1	0	4	6
<i>Protodrilus</i> sp. C							
<i>Protula atypha</i>							
<i>Psamathe</i> sp. A							
<i>Pseudexogone backstromi</i>							
<i>Pseudobranchioma</i> sp. A							
<i>Pseudopolydora</i> sp. A							
<i>Pseudopotamilla reniformis</i>							
<i>Pseudovermilia occidentalis</i>	0	0	0	0	1	1	2
<i>Questa caudicirra</i>							
<i>Questa retrospermatia</i>							
<i>Rhaphidrilus</i> sp. A							
<i>Rhodine</i> sp. A	0	0	2	0	0	0	2
<i>Sabella</i> sp. A							
<i>Saccocirrus oahuensis</i>							
<i>Saccocirrus waianaensis</i>							
<i>Salmacina dysteri</i>							
Scalibregmidae sp. B							
<i>Schistomeringos macilenta</i>							
<i>Schistomeringos rudolphi</i>							
<i>Scoletepis victoriensis</i>	1	0	0	0	0	0	1
<i>Scoletepis</i> sp. B							
<i>Scyphoproctus djiboutiensis</i>							
<i>Serpula</i> sp. D							
<i>Sigalion</i> sp. A							
Sigalionidae sp. A	1	0	0	0	0	0	1

Table D.5—Continued.

Taxon	No. of Individuals						Total
	1	2	Replicate		5	6	
			3	4			
<i>Sigambra tentaculata</i>							
<i>Sphaerodoropsis</i> sp. C	0	0	1	1	0	0	2
<i>Sphaerosyllis riseri</i>	0	0	0	0	0	1	1
<i>Sphaerosyllis</i> sp. D							
<i>Sphaerosyllis</i> sp. E							
<i>Sphaerosyllis</i> sp. G							
<i>Sphaerosyllis</i> sp. H							
<i>Spio blakei</i>	0	0	0	0	1	0	1
<i>Spio filicornis</i>							
<i>Spiochaetopterus</i> sp. A							
Spionidae sp. B							
Spionidae sp. D							
Spionidae sp. F							
Spionidae sp. G							
Spionidae sp. H							
<i>Spiophanes bombyx</i>							
Spirorbinae							
<i>Spirorbis</i> sp.							
<i>Streptosyllis</i> sp. A							
Syllidae sp. C							
Syllidae sp. D							
Syllidae sp. E							
Syllidae sp. H							
<i>Syllides bansei</i>							
<i>Syllides</i> sp. B							
<i>Syllis gracilis</i>							
<i>Synelmis albini</i>							
<i>Synelmis</i> sp. B							
Terebellidae sp. A							
Terebellidae sp. B							
Terebellidae sp. C							
Terebellidae sp. D							
<i>Tetereus baileyae</i>							
<i>Thelepus setosus</i>							
<i>Thelepus</i> sp. A							
<i>Trichobranchus glacialis</i>							
<i>Trypanosyllis</i> sp. A							
<i>Typosyllis aciculata orientalis</i>							
<i>Typosyllis cornuta</i>							
<i>Typosyllis ornata</i>							
<i>Typosyllis variegata</i>	0	0	0	2	0	0	2
<i>Typosyllis</i> sp. A							
<i>Typosyllis</i> sp. H							
<i>Typosyllis</i> sp. J							
<i>Vermiliopsis infundibulum</i>							
<i>Vermiliopsis torquata</i>							
OLIGOCHAETA	1	5	1	7	1	1	16
NEMATODA	49	58	10	51	61	38	267
PLATYHELMINTHES	4	2	0	1	0	10	17
PORIFERA							

Table D.5—Continued.

Taxon	No. of Individuals						Total
	1	2	Replicate		5	6	
			3	4			
ECHINODERMATA							
Asteroidea							
Echinoidea	0	1	2	0	0	1	4
Holothuroidea							
Ophiuroidea	1	0	0	0	1	1	3
CNIDARIA							
Anthozoa							
Hydrozoa							
Scyphozoa							
KINORHYNCHA							
<i>Echinoderes</i> sp. A							
NEMERTEA	5	1	4	0	1	3	14
INSECTA	2	0	0	0	2	4	8
ARACHNIDA							
ACARI							
SIPUNCULA							
<i>Apionsoma misakianum</i>	1	1	0	3	0	0	5
<i>Aspidosiphon muelleri</i>	1	0	4	0	4	0	9
<i>Aspidosiphon</i> sp. A							
<i>Lithacrosiphon cristatus</i>							
<i>Phascolosoma nigrescens</i>							
<i>Siphonosoma cumanense</i>							
<i>Sipunculus nudus</i>							
Sipuncula sp. G	0	0	1	0	1	0	2
Sipuncula sp. I							
Sipuncula sp. O							
Sipuncula sp. Q							
Sipuncula sp.	1	0	0	0	0	0	1
PRIAPULA	0	0	0	0	1	0	1
CHAETOGNATHA							
<i>Spadella gaetanoi</i>	3	2	3	3	0	5	16
PHORONIDA							
<i>Phoronis ovalis</i>							
<i>Phoronis psammophila</i>							
BRYOZOA	0	0	0	1	1	0	2
ECHIURA							
HEMICHORDATA							
BRACHIOPODA							
TARDIGRADA							



Table D.5—*Continued.*

Taxon	No. of Individuals						Total
	Replicate						
	1	2	3	4	5	6	
<b>CHORDATA</b>							
Urochordata							
<i>Branchiostoma</i> sp. A	0	0	0	1	0	0	1
Osteichthyes							
Total No. of Individuals/Replicate	98	110	47	97	104	96	
Total No. of Taxa/Replicate	24	20	19	23	26	26	
Total No. of Individuals Sampled							552
Total No. of Taxa Sampled							59

Table D.6. Taxon abundance from six replicates for nonmollusk components (excluding crustaceans), Wai'anae ocean outfall sampling station W9, O'ahu, Hawai'i, June 2010.

Taxon	No. of Individuals						Total
	1	2	Replicate		5	6	
			3	4			
<b>POLYCHAETA</b>							
<i>Amphicorina</i> sp. B							
<i>Amphicteis gunneri</i>							
<i>Amphiduros</i> sp. A							
<i>Amphiglena mediterranea</i>	0	0	0	0	1	0	1
<i>Amphiglena</i> sp. A	1	0	0	0	0	0	1
<i>Amphiglena</i> sp. B							
<i>Aonides oxycephala</i>							
<i>Aonides</i> sp. A							
<i>Aphelochaeta marioni</i>							
<i>Apophryotrocha</i> sp. A							
<i>Arabella iricolor</i>							
<i>Arabella multidentata</i>							
<i>Aricidea catherinae</i>							
<i>Arandia intermedia</i>	0	2	0	0	0	2	4
<i>Asclerocheilus</i> sp. A							
<i>Augeneriella dubia</i>							
<i>Australospio mokapu</i>							
<i>Axiothella quadrimaculata</i>	0	0	2	2	0	0	4
<i>Branchiomma nigromaculata</i>							
<i>Branchiosyllis exilis</i>							
<i>Brania rhopalophora</i>							
<i>Brania</i> sp. B	0	1	0	0	0	0	1
<i>Capitella capitata</i>							
Capitellidae sp.	0	0	0	2	2	1	5
<i>Caulleriella acicula</i>							
<i>Caulleriella bioculatus</i>							
<i>Caulleriella</i> sp. A	1	0	0	0	0	0	1
<i>Ceratonereis tentaculata</i>							
<i>Chaetopterus variopedatus</i>							
<i>Chitinopoma</i> sp. A							
<i>Chloeia flava</i>							
<i>Chloeia fusca</i>							
Cirratulidae sp. A							
Cirratulidae sp. B							
<i>Cirriformia punctata</i>							
<i>Cirrophorus</i> sp. A							
<i>Cossura coasta</i>							
<i>Demonax</i> sp. A							
<i>Dipolydora armata</i>							
<i>Dodecaceria</i> sp. A							
<i>Dodecaceria</i> sp. B							
<i>Dorvillea rubrovittata</i>							
<i>Dorvillea</i> sp. B							
<i>Dorvillea</i> sp. D	0	0	0	0	1	0	1
<i>Euchone</i> cf. <i>rosea</i>							
<i>Euchone</i> sp. B	1	0	4	4	0	6	15
<i>Eumida sanguinea</i>	0	1	0	1	1	0	3
<i>Eunice antennata</i>							
<i>Eunice havaica</i>							
<i>Eunice vittata</i>							
Eunicidae sp. A							
<i>Eurythoe parvecarunculata</i>							
<i>Eusyllis</i> sp. A							

Table D.6—Continued.

Taxon	No. of Individuals						Total
	1	2	Replicate		5	6	
			3	4			
<i>Euthalenessa</i> sp. A							
<i>Exogone longicornis</i>	2	0	1	0	0	0	3
<i>Exogone verugera</i>							
<i>Exogone</i> sp. A							
<i>Exogone</i> sp. C	0	0	0	1	0	0	1
<i>Exogone</i> sp. F							
<i>Exogone</i> sp. H							
<i>Fabricia</i> sp. A	1	1	4	0	2	1	9
<i>Filogranula</i> sp. A							
<i>Filogranula</i> sp. B							
<i>Flabelliderma</i> sp. A							
<i>Glycera tessellata</i>	0	0	1	0	0	0	1
<i>Goniada emerita</i>	0	0	0	0	1	0	1
<i>Goniada maculata</i>							
<i>Grubeosyllis mediodentata</i>							
<i>Gyptis</i> sp. A							
<i>Haplosyllis spongicola</i>							
<i>Harmothoe</i> sp. A							
<i>Hesionie splendida</i>							
Hesionidae sp. B							
Hesionidae sp. D							
Hesionidae sp. G							
Hesionidae sp. H							
<i>Hesionura australiensis</i>							
<i>Heteropodarke</i> sp. B	0	0	2	0	2	2	6
<i>Hyboscolex</i> sp. A							
<i>Hydroides bannerorum</i>							
<i>Janua pagenstecheri</i>							
<i>Jasmineira caudata</i>							
<i>Josephella marenzelleri</i>	0	0	1	0	0	0	1
<i>Lacydonia</i> sp. A							
<i>Laonice cirrata</i>	0	0	0	2	0	1	3
<i>Laonome</i> sp. A							
<i>Lepidasthenia</i> sp. B							
<i>Linopherus microcephala</i>	0	0	1	0	0	1	2
<i>Litocorsa acuminata</i>	0	0	0	3	1	1	5
<i>Loimia</i> sp. A							
Lumbrineridae sp. A							
<i>Lumbrineriopsis</i> sp. A							
<i>Lumbrineris dentata</i>							
<i>Lumbrineris latreilli</i>	0	1	0	0	0	1	2
<i>Lygdamis nesiotes</i>							
<i>Lysidice ninetta</i>	0	0	0	0	1	0	1
<i>Lysippe</i> sp. A							
<i>Magelona capensis</i>							
<i>Magelona</i> sp. A							
<i>Magelona</i> sp. C							
<i>Malacoceros</i> sp. A							
<i>Malacoceros</i> sp. B							
Maldanidae sp. A							
<i>Marphysa</i> cf. <i>conferta</i>							
<i>Megalomma intermedium</i>							
<i>Mesochaetopterus</i> sp. A							
<i>Mesochaetopterus</i> sp. C							
<i>Micromaldane</i> sp. A							

Table D.6—Continued.

Taxon	No. of Individuals						Total
	1	2	Replicate		5	6	
			3	4			
<i>Micronereis</i> sp. A							
<i>Micronereis</i> sp. B							
<i>Microphthalmus</i> sp.							
<i>Micropodarke</i> sp. A	0	3	1	6	3	4	17
<i>Micropodarke</i> sp. B							
<i>Microspio granulata</i>							
<i>Monticellina</i> cf. <i>dorsobranchialis</i>	0	0	0	0	0	1	1
<i>Mooreonuphis</i> sp. A							
<i>Myriochele oculata</i>	2	3	14	6	4	6	35
<i>Myriochele pygidialis</i>							
<i>Myriochele</i> sp. A							
<i>Naineris</i> sp. A							
<i>Neanthes arenaceodentata</i>	1	0	0	0	0	0	1
<i>Neanthes succinea</i>							
<i>Nematonereis unicornis</i>	0	4	1	4	2	0	11
<i>Nereis</i> sp. B							
<i>Notomastus tenuis</i>	0	1	0	0	0	0	1
<i>Notopygos</i> sp. A	0	0	0	0	1	0	1
<i>Odontosyllis maculata</i>							
<i>Odontosyllis</i> sp. A							
<i>Odontosyllis</i> sp. B							
<i>Odontosyllis</i> sp. C							
<i>Odontosyllis</i> sp. D							
<i>Ophiodromus</i> sp. A							
<i>Ophryotrocha adherens</i>							
<i>Paleanotus</i> sp. B							
<i>Paleanotus</i> sp. E							
<i>Palmyra</i> sp. A							
<i>Paramphinome</i> sp. A	0	0	0	1	0	0	1
<i>Paraonella</i> sp. A	2	1	0	1	1	0	5
<i>Paraonella</i> sp. B							
<i>Paraonis</i> sp. A							
<i>Phalacrostemma</i> cf. <i>setosa</i>							
<i>Phalacrostemma</i> sp. A							
<i>Pholoe</i> sp. A							
<i>Pholoe</i> sp. B							
<i>Pholoe</i> sp. C							
<i>Pholoe</i> sp. F							
<i>Phyllochaetopterus socialis</i>							
<i>Phyllochaetopterus verrilli</i>							
<i>Phyllochaetopterus</i> sp. A							
<i>Phyllodoce madeirensis</i>	0	1	0	1	1	0	3
<i>Phyllodoce</i> sp. C							
Phyllodocidae sp. A							
Phyllodocidae sp. D							
Phyllodocidae sp. G							
<i>Pionosyllis heterocirrata</i>	19	3	16	10	9	1	58
<i>Pionosyllis spinisetosa</i>	1	0	0	0	1	0	2
<i>Pionosyllis weismanni</i>							
<i>Pionosyllis</i> sp. C							
<i>Pionosyllis</i> sp. F							
<i>Pionosyllis</i> sp. G							
<i>Pionosyllis</i> sp. H	0	0	0	0	0	2	2
<i>Pionosyllis</i> sp. J							
<i>Pisione remota</i>							

Table D.6—Continued.

Taxon	No. of Individuals						Total
	1	2	Replicate		5	6	
			3	4			
<i>Pisone</i> sp. A	2	1	0	0	0	2	5
<i>Pisionidens</i> sp. A							
<i>Plakosyllis quadrioculata</i>							
<i>Platynereis bicanaliculata</i>							
<i>Poecilochaetus johnsoni</i>							
<i>Poecilochaetus serpens</i>							
<i>Poecilochaetus</i> sp. A							
<i>Polycirrus plumosus</i>							
<i>Polycirrus</i> sp. A							
<i>Polycirrus</i> sp. B							
<i>Polycirrus</i> sp. C	0	0	0	1	0	0	1
<i>Polydora armata</i>							
<i>Polydora normalis</i>							
<i>Polydora</i> sp. A							
<i>Polygordius</i> sp. A							
Polynoidae sp. B							
Polynoidae sp. C							
Polynoidae sp. D							
<i>Polyophthalmus pictus</i>	0	1	0	0	1	0	2
<i>Potamilla</i> sp. A							
<i>Prionospio cirrifera</i>	6	1	2	7	6	2	24
<i>Prionospio cirrobranchiata</i>	1	0	0	0	0	0	1
<i>Prionospio steenstrupi</i>	1	0	2	1	1	0	5
<i>Progoniada oahuensis</i>							
<i>Progoniada</i> sp. B							
<i>Protoaricia</i> sp. A	0	1	1	0	0	0	2
<i>Protoaricia</i> sp. B							
<i>Protodorvillea biarticulata</i>							
<i>Protodorvillea egena</i>	0	1	0	0	0	0	1
<i>Protodrilus albicans</i>	0	0	0	1	0	0	1
<i>Protodrilus</i> sp. C							
<i>Protula atypha</i>							
<i>Psamathe</i> sp. A							
<i>Pseudexogone backstromi</i>	1	0	0	2	0	0	3
<i>Pseudobranchioma</i> sp. A							
<i>Pseudopolydora</i> sp. A							
<i>Pseudopotamilla reniformis</i>							
<i>Pseudovermilia occidentalis</i>							
<i>Questa caudicirra</i>							
<i>Questa retrospermatia</i>							
<i>Rhaphidrilus</i> sp. A							
<i>Rhodine</i> sp. A	1	0	3	1	3	1	9
<i>Sabella</i> sp. A							
<i>Saccocirrus oahuensis</i>							
<i>Saccocirrus waianaensis</i>	1	0	0	0	0	0	1
<i>Salmacina dysteri</i>							
Scalibregmidae sp. B							
<i>Schistomeringos macilenta</i>							
<i>Schistomeringos rudolphi</i>							
<i>Scolelepis victoriensis</i>	1	0	0	0	1	1	3
<i>Scolelepis</i> sp. B	0	0	0	0	1	0	1
<i>Scyphoproctus djiboutiensis</i>	0	0	3	0	0	0	3
<i>Serpula</i> sp. D							
<i>Sigalion</i> sp. A							
Sigalionidae sp. A							

Table D.6—Continued.

Taxon	No. of Individuals						Total
	1	2	Replicate		5	6	
			3	4			
<i>Sigambra tentaculata</i>	0	1	0	1	0	0	2
<i>Sphaerodoropsis</i> sp. C	0	0	0	0	0	1	1
<i>Sphaerosyllis riseri</i>							
<i>Sphaerosyllis</i> sp. D							
<i>Sphaerosyllis</i> sp. E							
<i>Sphaerosyllis</i> sp. G							
<i>Sphaerosyllis</i> sp. H	0	0	0	0	1	0	1
<i>Spio blakei</i>	0	0	0	1	0	0	1
<i>Spio filicornis</i>							
<i>Spiochaetopterus</i> sp. A							
Spionidae sp. B							
Spionidae sp. D							
Spionidae sp. F							
Spionidae sp. G							
Spionidae sp. H							
<i>Spiophanes bombyx</i>							
Spirorbinae							
<i>Spirorbis</i> sp.							
<i>Streptosyllis</i> sp. A							
Syllidae sp. C							
Syllidae sp. D							
Syllidae sp. E							
Syllidae sp. H							
<i>Syllides bansei</i>							
<i>Syllides</i> sp. B							
<i>Syllis gracilis</i>							
<i>Synelmis albini</i>							
<i>Synelmis</i> sp. B							
Terebellidae sp. A							
Terebellidae sp. B							
Terebellidae sp. C							
Terebellidae sp. D							
<i>Tetreres baileyae</i>							
<i>Thelepus setosus</i>							
<i>Thelepus</i> sp. A							
<i>Trichobranchus glacialis</i>							
<i>Trypanosyllis</i> sp. A							
<i>Typosyllis aciculata orientalis</i>	0	0	0	2	0	0	2
<i>Typosyllis cornuta</i>							
<i>Typosyllis ornata</i>							
<i>Typosyllis variegata</i>							
<i>Typosyllis</i> sp. A							
<i>Typosyllis</i> sp. H							
<i>Typosyllis</i> sp. J							
<i>Vermiliopsis infundibulum</i>							
<i>Vermiliopsis torquata</i>							
OLIGOCHAETA	9	20	11	10	5	19	74
NEMATODA	10	10	13	5	18	21	77
PLATYHELMINTHES	1	2	0	0	1	1	5
PORIFERA	1	0	0	0	0	0	1

Table D.6—Continued.

Taxon	No. of Individuals						Total
	1	2	Replicate		5	6	
			3	4			
<b>ECHINODERMATA</b>							
Asteroidea							
Echinoidea	0	1	0	1	1	0	3
Holothuroidea	1	1	0	0	0	1	3
Ophiuroidea	1	1	0	3	0	1	6
<b>CNIDARIA</b>							
Anthozoa							
Hydrozoa	0	0	0	0	0	5	5
Scyphozoa							
<b>KINORHYNCHA</b>							
<i>Echinoderes</i> sp. A	1	0	0	0	0	0	1
<b>NEMERTEA</b>							
	2	8	1	5	7	5	28
<b>INSECTA</b>							
	3	2	2	0	1	0	8
<b>ARACHNIDA</b>							
<b>ACARI</b>							
<b>SIPUNCULA</b>							
<i>Apionsoma misakianum</i>	4	0	5	0	2	2	13
<i>Aspidosiphon muelleri</i>	0	1	2	1	3	0	7
<i>Aspidosiphon</i> sp. A	0	1	0	1	0	0	2
<i>Lithacrosiphon cristatus</i>							
<i>Phascolosoma nigrescens</i>							
<i>Siphonosoma cumanense</i>							
<i>Sipunculus nudus</i>							
Sipuncula sp. G							
Sipuncula sp. I							
Sipuncula sp. O							
Sipuncula sp. Q							
Sipuncula sp.							
<b>PRIAPULA</b>							
	0	1	0	0	0	0	1
<b>CHAETOGNATHA</b>							
<i>Spadella gaetanoi</i>	0	0	0	1	1	0	2
<b>PHORONIDA</b>							
<i>Phoronis ovalis</i>							
<i>Phoronis psammophila</i>							
<b>BRYOZOA</b>							
	1	0	0	4	2	0	7
<b>ECHIURA</b>							
<b>HEMICHORDATA</b>							
<b>BRACHIOPODA</b>							
<b>TARDIGRADA</b>							

Table D.6—*Continued.*

Taxon	No. of Individuals						Total
	Replicate						
	1	2	3	4	5	6	
<b>CHORDATA</b>							
Urochordata							
<i>Branchiostoma</i> sp. A	1	2	0	0	0	2	5
Osteichthyes							
Total No. of Individuals/Replicate	80	78	93	92	89	94	
Total No. of Taxa/Replicate	30	30	23	32	34	28	
Total No. of Individuals Sampled							526
Total No. of Taxa Sampled							73



Table D.7. Taxon abundance from six replicates for crustacean components, Wai'anae ocean outfall sampling station W1, O'ahu, Hawai'i, June 2010.

Taxon	No. of Individuals						Total
	Replicate						
	1	2	3	4	5	6	
ACARI							
Halacaridae sp. A							
PYCNOGONIDA							
<i>Anoplodactylus projectus</i>	0	0	0	0	1	0	1
<i>Tanystylum</i> sp. A							
ASCOTHORACICA							
COPEPODA	8	17	10	8	18	19	80
OSTRACODA–MYODOCOPIDA							
Cylindroleberididae sp. A	0	0	0	0	1	0	1
<i>Vargula</i> sp. A	0	0	1	0	1	0	2
<i>Ancohenia hawaiiensis</i>							
<i>Ancohenia</i> cf. <i>hawaiiensis</i>							
Philomedidae sp. A							
<i>Sarsiella</i> sp. A							
<i>Sarsiella janiceae</i>							
OSTRACODA–PODOCOPIDA							
<i>Anchistrocheles</i> (?) sp. A							
<i>Bairdia hanaumaensis</i>							
<i>Bairdia kauaiensis</i>							
<i>Cytherelloidea monodenticulata</i>							
<i>Macrocypris gracilis</i>							
<i>Mutilus</i> cf. <i>oahuensis</i>							
Podocope sp. A							
Podocope sp. B							
CUMACEA							
NEBALIACEA							
<i>Nebalia</i> sp. A							
MYSIDACEA							
TANAIDACEA							
<i>Anatanais insularis</i>							
<i>Apseudes tropicalis</i>							
<i>Apseudomorpha oahuensis</i>							
<i>Leptochelia dubia</i>	3	3	2	2	8	16	34
<i>Leptochelia</i> sp. A							
<i>Parapseudes pedispinus</i> (?)							
<i>Tanaisius</i> sp. A							
Tanaid sp. A							
ISOPODA							
<i>Apanthura inornata</i>							
<i>Caecianiropsis</i> sp. A							
<i>Carpas algicola</i>	0	1	0	1	1	1	4
<i>Cirolana</i> sp. A							
Cryptoniscus form							
<i>Dynamenella</i> sp. A							

Table D.7—Continued.

Taxon	No. of Individuals						Total
	Replicate						
	1	2	3	4	5	6	
<i>Gnathia</i> sp. A							
Hyssuridae sp. A							
<i>Joeropsis hawaiiensis</i>							
<i>Mesanthura hieroglyphica</i>							
<i>Metacirrolana</i> sp. A	1	0	0	1	2	1	5
<i>Microcerberus</i> sp. A							
<i>Microcharon</i> sp. A							
<i>Munna acarina</i>	1	2	4	3	6	4	20
<i>Paranthura ostergaardi</i>							
<i>Pleurocope</i> sp. A							
<i>Santia</i> sp. A							
AMPHIPODA–CAPRELLIDEA							
<i>Caprella scaura</i>							
<i>Caprella</i> cf. <i>subtilis</i>							
<i>Hemiaegina minuta</i>							
<i>Metaprotella sandalensis</i>							
<i>Pseudaeginella</i> cf. <i>biscaynensis</i>							
AMPHIPODA–GAMMARIDEA							
Amphilochidae sp(p).							
<i>Amphilochus likelike</i>							
<i>Amphilochus menehune</i>							
<i>Ampithoe waialua</i>							
<i>Anamixis stebbingi</i>							
<i>Aoroides nahili</i>							
<i>Aruga</i> sp. A							
<i>Atylus nani</i>							
<i>Bemlos intermedius</i>							
<i>Globosolembos leapakahi</i>							
<i>Bemlos macromanus</i>	2	0	5	0	1	4	12
<i>Bemlos pualani</i>							
<i>Ceradocus hawaiiensis</i>	3	1	4	3	0	6	17
<i>Corophium</i> sp. A							
<i>Elasmopus piikoi</i>	0	1	13	5	0	2	21
<i>Erichthonius brasiliensis</i>	2	1	0	0	0	0	3
<i>Eriopisa laakona</i>							
<i>Erioisa hamakua</i>							
<i>Eriopisa</i> sp. A							
<i>Eriopisella sechellensis</i>	2	0	7	0	0	2	11
<i>Gammaropsis atlantica</i>							
<i>Gammaropsis pokipoki</i>							
<i>Gitanopsis pele</i>							
<i>Grandidierella japonica</i>							
<i>Ischyrocerus oahu</i>	0	0	0	0	1	0	1
<i>Ischyrocerus</i> sp. A							
<i>Kanaloa manoa</i>	2	2	0	2	4	4	14
<i>Konatopus paa</i>	2	1	0	6	0	0	9
<i>Leucothoe</i> cf. <i>assimilis</i>							
<i>Leucothoe hyhelia</i>							
<i>Maera</i> cf. <i>hamigera</i>							
<i>Maera kaiulani</i>							
<i>Maera serrata</i>							
<i>Maera</i> sp. A							
<i>Melita appendiculata</i>	0	0	0	2	0	0	2

Table D.7—Continued.

Taxon	No. of Individuals						Total
	Replicate						
	1	2	3	4	5	6	
<i>Nuuanu amikai</i>							
<i>Ochlesis alii</i>							
<i>Pereionotus alaniphlias</i>							
<i>Paradexamine maunaloa</i>							
<i>Harpiniopsis</i> sp. A							
<i>Paraphoxus</i> sp. B							
<i>Photis kapapa</i>	0	0	0	0	0	1	1
<i>Podocerus brasiliensis</i>							
<i>Podocerus talegus</i>							
<i>Seba ekepuu</i>							
<i>Seba typica</i>							
DECAPODA–NATANTIA							
<i>Alpheopsis equalis</i>							
<i>Alpheus leptochirus</i>							
<i>Alpheus paracrinitus</i>	1	0	0	0	0	2	3
<i>Automate</i> cf. <i>gardineri</i>							
<i>Hippolytidae</i> sp. A							
<i>Leptochela hawaiiensis</i>							
<i>Metapenaeopsis evermanni</i>							
<i>Nikoides danae</i>							
<i>Nikoides steinii</i> (?)							
<i>Ogyrides</i> sp. A							
<i>Parapenaeus</i> sp. A							
<i>Periclimenes</i> (?) sp. A	2	0	0	0	0	0	2
<i>Pontophilus</i> cf. <i>sculptus</i>							
<i>Processa aequimana</i>	0	0	0	1	0	0	1
<i>Processa</i> cf. <i>coutierei</i>							
<i>Processa hawaiiensis</i>							
<i>Processa macrognatha</i>							
<i>Salmoneus mauiensis</i>							
<i>Synalpheus</i> sp. A							
DECAPODA–ANOMURA							
<i>Axius spinosissimus</i>	0	0	1	0	0	0	1
<i>Axius</i> sp. A							
<i>Callianassa</i> sp. A							
<i>Calocaris</i> sp. A							
Pagurid sp. A	1	0	1	0	0	0	2
Pagurid sp. B							
<i>Pomatocheles</i> sp. A							
<i>Pontophilus</i> cf. <i>sculptus</i>							
DECAPODA–STOMATOPODA							
<i>Lysiosquilla maculatus</i>							
DECAPODA–BRACHYURA							
<i>Actaea hawaiiensis</i>							
<i>Actumunus</i> (?) sp. A							
<i>Banareia villosa</i>							
<i>Brusinia</i> sp. A							
<i>Calappa gallus</i>							
<i>Calappa hepatica</i>							
<i>Catoptrus inaequalis</i>							
<i>Cryptosoma granulosum</i>							

Table D.7—Continued.

Taxon	No. of Individuals						Total
	Replicate						
	1	2	3	4	5	6	
<i>Kraussia hendersoni</i>	0	0	0	1	0	0	1
<i>Macrophthalmus</i> (?) sp. A							
<i>Micippa</i> (?) sp. A							
<i>Nucia</i> (?) sp. A							
<i>Paranthranites hexagonum</i> (?)							
<i>Pilumnus</i> (?) sp. A							
<i>Portumnus</i> sp. A							
<i>Portunus latibrachium</i>							
<i>Portunus macrophthalmus</i>							
<i>Portunus orbicularis</i>							
<i>Portunus</i> sp. A							
<i>Tetralia</i> (?) sp. A							
<i>Thalamita</i> cf. <i>auauensis</i>	3	1	0	0	2	3	9
Megalops (unid.)	1	0	0	0	0	1	2
Total No. of Individuals/Replicate	34	30	48	35	46	66	
Total No. of Taxa/Replicate	15	10	10	12	12	14	
Total No. of Individuals Sampled							259
Total No. of Taxa Sampled							26

Table D.8. Taxon abundance from six replicates for crustacean components, Wai'anae ocean outfall sampling station W2, O'ahu, Hawai'i, June 2010.

Taxon	No. of Individuals						Total
	Replicate						
	1	2	3	4	5	6	
ACARI							
Halacaridae sp. A							
PYCNOGONIDA							
<i>Anoplodactylus projectus</i>	0	1	1	0	0	1	3
<i>Tanystylum</i> sp. A							
ASCOTHORACICA							
COPEPODA	10	12	3	13	1	16	55
OSTRACODA–MYODOCOPIDA							
Cylindroleberididae sp. A							
<i>Vargula</i> sp. A	0	1	0	1	0	1	3
<i>Ancohenia hawaiiensis</i>							
<i>Ancohenia</i> cf. <i>hawaiiensis</i>							
Philomedidae sp. A							
<i>Sarsiella</i> sp. A							
<i>Sarsiella janiceae</i>							
OSTRACODA–PODOCOPIDA							
<i>Anchistrocheles</i> (?) sp. A	1	0	0	0	0	0	1
<i>Bairdia hanaumaensis</i>							
<i>Bairdia kauaiensis</i>	0	0	0	1	0	0	1
<i>Cytherelloidea monodenticulata</i>							
<i>Macrocypris gracilis</i>	11	6	0	1	0	11	29
<i>Mutilus</i> cf. <i>oahuensis</i>							
Podocope sp. A							
Podocope sp. B							
CUMACEA	1	6	0	0	0	0	7
NEBALIACEA							
<i>Nebalia</i> sp. A							
MYSIDACEA	0	0	1	0	0	0	1
TANAIDACEA							
<i>Anatanais insularis</i>							
<i>Apseudes tropicalis</i>							
<i>Apseudomorpha oahuensis</i>							
<i>Leptocheilia dubia</i>	4	10	6	1	3	5	29
<i>Leptocheilia</i> sp. A	1	0	0	2	0	1	4
<i>Parapseudes pedispinus</i> (?)	0	0	1	0	0	0	1
<i>Tanaisius</i> sp. A							
Tanaid sp. A							
ISOPODA							
<i>Apanthura inornata</i>	0	2	2	0	0	4	8
<i>Caecianiropsis</i> sp. A							
<i>Carpias algicola</i>	2	10	5	2	0	4	23
<i>Cirolana</i> sp. A							
<i>Cryptoniscus</i> form	0	1	0	0	0	0	1
<i>Dynamenella</i> sp. A							

Table D.8—Continued.

Taxon	No. of Individuals						Total
	Replicate						
	1	2	3	4	5	6	
<i>Gnathia</i> sp. A							
Hyssuridae sp. A	0	0	0	1	0	0	1
<i>Joeropsis hawaiiensis</i>	2	1	3	0	0	2	8
<i>Mesanthura hieroglyphica</i>							
<i>Metacirrolana</i> sp. A	0	1	0	1	0	4	6
<i>Microcerberus</i> sp. A							
<i>Microcharon</i> sp. A							
<i>Munna acarina</i>	10	12	9	6	2	25	64
<i>Paranthura ostergaardi</i>							
<i>Pleurocope</i> sp. A							
<i>Santia</i> sp. A							
AMPHIPODA–CAPRELLIDEA							
<i>Caprella scaura</i>							
<i>Caprella</i> cf. <i>subtilis</i>							
<i>Hemiaegina minuta</i>							
<i>Metaprotella sandalensis</i>	0	0	0	0	0	4	4
<i>Pseudaeginella</i> cf. <i>biscaynensis</i>							
AMPHIPODA–GAMMARIDEA							
Amphilochidae sp(p).	0	5	0	2	2	4	13
<i>Amphilochus likelike</i>							
<i>Amphilochus menehune</i>							
<i>Ampithoe waiialua</i>							
<i>Anamixis stebbingi</i>							
<i>Aoroides nahili</i>							
<i>Aruga</i> sp. A							
<i>Atylus nani</i>							
<i>Bemlos intermedius</i>							
<i>Globosolembos leapakahi</i>							
<i>Bemlos macromanus</i>	0	20	6	0	0	6	32
<i>Bemlos pualani</i>							
<i>Ceradocus hawaiiensis</i>	2	8	1	4	0	17	32
<i>Corophium</i> sp. A							
<i>Elasmopus piikoi</i>							
<i>Erichthonius brasiliensis</i>	0	1	0	0	0	12	13
<i>Eriopisa laakona</i>							
<i>Eriopisa hamakua</i>							
<i>Eriopisa</i> sp. A							
<i>Eriopisella sechellensis</i>	0	0	0	0	0	1	1
<i>Gammaropsis atlantica</i>	4	5	13	0	0	15	37
<i>Gammaropsis pokipoki</i>							
<i>Gitanopsis pele</i>							
<i>Grandidierella japonica</i>							
<i>Ischyrocerus oahu</i>							
<i>Ischyrocerus</i> sp. A							
<i>Kanaloa manoa</i>	0	0	0	0	0	1	1
<i>Konatopus paao</i>	0	4	1	19	3	27	54
<i>Leucothoe</i> cf. <i>assimilis</i>							
<i>Leucothoe hyhelia</i>							
<i>Maera</i> cf. <i>hamigera</i>	5	1	0	0	0	0	6
<i>Maera kaiulani</i>							
<i>Maera serrata</i>							
<i>Maera</i> sp. A							
<i>Melita appendiculata</i>							

Table D.8—Continued.

Taxon	No. of Individuals						Total
	Replicate						
	1	2	3	4	5	6	
<i>Nuuanu amikai</i>							
<i>Ochlesis alii</i>	0	0	1	0	0	0	1
<i>Pereionotus alaniphlias</i>	0	0	2	0	0	0	2
<i>Paradexamine maunaloa</i>	0	0	1	0	0	0	1
<i>Harpiniopsis</i> sp. A	0	0	1	0	0	1	2
<i>Paraphoxus</i> sp. B							
<i>Photis kapapa</i>	0	3	0	0	1	0	4
<i>Podocerus brasiliensis</i>							
<i>Podocerus talegus</i>							
<i>Seba ekepuu</i>	6	5	1	6	0	13	31
<i>Seba typica</i>							
DECAPODA–NATANTIA							
<i>Alpheopsis equalis</i>							
<i>Alpheus leptochirus</i>	0	0	1	1	0	1	3
<i>Alpheus paracrinitus</i>							
<i>Automate</i> cf. <i>gardineri</i>							
<i>Hippolytidae</i> sp. A							
<i>Leptochela hawaiiensis</i>							
<i>Metapenaeopsis evermanni</i>							
<i>Nikoides danae</i>							
<i>Nikoides steinii</i> (?)							
<i>Ogyrides</i> sp. A							
<i>Parapenaeus</i> sp. A							
<i>Periclimenes</i> (?) sp. A	0	0	0	0	0	1	1
<i>Pontophilus</i> cf. <i>sculptus</i>							
<i>Processa aequimana</i>	0	0	0	0	0	1	1
<i>Processa</i> cf. <i>coutierei</i>							
<i>Processa hawaiiensis</i>							
<i>Processa macrognatha</i>							
<i>Salmones mauiensis</i>							
<i>Synalpheus</i> sp. A							
DECAPODA–ANOMURA							
<i>Axius spinosissimus</i>							
<i>Axius</i> sp. A	0	0	0	0	0	1	1
<i>Callianassa</i> sp. A							
<i>Calocaris</i> sp. A							
Pagurid sp. A	0	2	2	1	0	0	5
Pagurid sp. B							
<i>Pomatocheles</i> sp. A							
<i>Pontophilus</i> cf. <i>sculptus</i>							
DECAPODA–STOMATOPODA							
<i>Lysiosquilla maculatus</i>							
DECAPODA–BRACHYURA							
<i>Actaea hawaiiensis</i>							
<i>Actumunus</i> (?) sp. A	0	0	1	0	0	0	1
<i>Banareia villosa</i>							
<i>Brusinia</i> sp. A							
<i>Calappa gallus</i>							
<i>Calappa hepatica</i>							
<i>Catoptrus inaequalis</i>							
<i>Cryptosoma granulosum</i>							

Table D.8—Continued.

Taxon	No. of Individuals						Total
	Replicate						
	1	2	3	4	5	6	
<i>Kraussia hendersoni</i>							
<i>Macrophthalmus</i> (?) sp. A							
<i>Micippa</i> (?) sp. A							
<i>Nucia</i> (?) sp. A	0	0	0	0	0	1	1
<i>Paranthranites hexagonum</i> (?)							
<i>Pilumnus</i> (?) sp. A							
<i>Portunus</i> sp. A							
<i>Portunus latibrachium</i>							
<i>Portunus macrophthalmus</i>							
<i>Portunus orbicularis</i>							
<i>Portunus</i> sp. A							
<i>Tetralia</i> (?) sp. A							
<i>Thalamita</i> cf. <i>auauensis</i>	0	1	0	0	0	0	1
Megalops (unid.)	0	1	0	1	0	0	2
Total No. of Individuals/Replicate	59	119	62	63	12	180	
Total No. of Taxa/Replicate	13	24	21	17	6	27	
Total No. of Individuals Sampled							495
Total No. of Taxa Sampled							43



Table D.9. Taxon abundance from six replicates for crustacean components, Wai'anae ocean outfall sampling station ZE, O'ahu, Hawai'i, June 2010.

Taxon	No. of Individuals						Total
	Replicate						
	1	2	3	4	5	6	
ACARI							
Halacaridae sp. A							
PYCNOGONIDA							
<i>Anoplodactylus projectus</i>							
<i>Tanystylum</i> sp. A							
ASCOTHORACICA							
COPEPODA	22	1	0	3	19	16	61
OSTRACODA–MYODOCOPIDA							
Cyindroleberididae sp. A							
<i>Vargula</i> sp. A	1	0	0	0	0	1	2
<i>Ancohenia hawaiiensis</i>							
<i>Ancohenia</i> cf. <i>hawaiiensis</i>	1	0	0	1	0	0	2
Philomedidae sp. A							
<i>Sarsiella</i> sp. A							
<i>Sarsiella janiceae</i>							
OSTRACODA–PODOCOPIDA							
<i>Anchistrocheles</i> (?) sp. A							
<i>Bairdia hanaumaensis</i>							
<i>Bairdia kauaiensis</i>							
<i>Cytherelloidea monodenticulata</i>							
<i>Macrocypris gracilis</i>							
<i>Mutilus</i> cf. <i>oahuensis</i>							
Podocope sp. A							
Podocope sp. B							
CUMACEA							
NEBALIACEA							
<i>Nebalia</i> sp. A							
MYSIDACEA							
TANAIDACEA							
<i>Anatanais insularis</i>							
<i>Apseudes tropicalis</i>							
<i>Apseudomorpha oahuensis</i>	0	1	0	0	0	0	1
<i>Leptocheilia dubia</i>	1	1	0	0	0	0	2
<i>Leptocheilia</i> sp. A							
<i>Parapseudes pedispinus</i> (?)							
<i>Tanaisius</i> sp. A	0	0	0	0	1	0	1
Tanaid sp. A							
ISOPODA							
<i>Apanthura inornata</i>							
<i>Caecianiropsis</i> sp. A							
<i>Carpia algicola</i>							
<i>Cirolana</i> sp. A							
Cryptoniscus form							
<i>Dynamenella</i> sp. A							

Table D.9—Continued.

Taxon	No. of Individuals						Total
	Replicate						
	1	2	3	4	5	6	
<i>Gnathia</i> sp. A							
Hyssuridae sp. A	1	0	0	0	1	0	2
<i>Joeropsis hawaiiensis</i>							
<i>Mesanthura hieroglyphica</i>							
<i>Metacirrolana</i> sp. A							
<i>Microcerberus</i> sp. A							
<i>Microcharon</i> sp. A							
<i>Munna acarina</i>							
<i>Paranthura ostergaardi</i>							
<i>Pleurocope</i> sp. A							
<i>Santia</i> sp. A							
AMPHIPODA–CAPRELLIDEA							
<i>Caprella scaura</i>							
<i>Caprella</i> cf. <i>subtilis</i>							
<i>Hemiaegina minuta</i>							
<i>Metaprotella sandalensis</i>							
<i>Pseudaeginella</i> cf. <i>biscaynensis</i>							
AMPHIPODA–GAMMARIDEA							
Amphilochidae sp(p).							
<i>Amphilochus likelike</i>							
<i>Amphilochus menehune</i>							
<i>Ampithoe waiialua</i>							
<i>Anamixis stebbingi</i>							
<i>Aoroides nahili</i>							
<i>Aruga</i> sp. A							
<i>Atylus nani</i>							
<i>Bemlos intermedius</i>							
<i>Globosolembos leapakahi</i>							
<i>Bemlos macromanus</i>	4	0	0	1	0	1	6
<i>Bemlos pualani</i>							
<i>Ceradocus hawaiiensis</i>							
<i>Corophium</i> sp. A							
<i>Elasmopus piikoi</i>							
<i>Erichthonius brasiliensis</i>	0	0	0	0	0	1	1
<i>Eriopisa laakona</i>							
<i>Eriosisa hamakua</i>							
<i>Eriopisa</i> sp. A							
<i>Eriopisella sechellensis</i>							
<i>Gammaropsis atlantica</i>							
<i>Gammaropsis pokipoki</i>							
<i>Gitanopsis pele</i>							
<i>Grandidierella japonica</i>							
<i>Ischyrocerus oahu</i>							
<i>Ischyrocerus</i> sp. A							
<i>Kanaloa manoa</i>							
<i>Konatopus paa</i>	0	2	0	0	1	3	6
<i>Leucothoe</i> cf. <i>assimilis</i>							
<i>Leucothoe hyhelia</i>							
<i>Maera</i> cf. <i>hamigera</i>							
<i>Maera kaiulani</i>							
<i>Maera serrata</i>							
<i>Maera</i> sp. A							
<i>Melita appendiculata</i>							

Table D.9—Continued.

Taxon	No. of Individuals						Total
	Replicate						
	1	2	3	4	5	6	
<i>Nuuanu amikai</i>							
<i>Ochlesis alii</i>							
<i>Pereionotus alaniphlias</i>							
<i>Paradexamine maunaloa</i>							
<i>Harpiniopsis</i> sp. A							
<i>Paraphoxus</i> sp. B							
<i>Photis kapapa</i>							
<i>Podocerus brasiliensis</i>							
<i>Podocerus talegus</i>							
<i>Seba ekepuu</i>	20	0	1	0	1	1	23
<i>Seba typica</i>							
DECAPODA–NATANTIA							
<i>Alpheopsis equalis</i>							
<i>Alpheus leptochirus</i>							
<i>Alpheus paracrinitus</i>							
<i>Automate</i> cf. <i>gardineri</i>							
<i>Hippolytidae</i> sp. A							
<i>Leptochela hawaiiensis</i>							
<i>Metapenaeopsis evermanni</i>	0	0	0	0	0	1	1
<i>Nikoides danae</i>							
<i>Nikoides steinii</i> (?)							
<i>Ogyrides</i> sp. A							
<i>Parapenaeus</i> sp. A							
<i>Periclimenes</i> (?) sp. A							
<i>Pontophilus</i> cf. <i>sculptus</i>							
<i>Processa aequimana</i>							
<i>Processa</i> cf. <i>coutierei</i>							
<i>Processa hawaiiensis</i>							
<i>Processa macrognatha</i>							
<i>Salmones mauiensis</i>							
<i>Synalpheus</i> sp. A							
DECAPODA–ANOMURA							
<i>Axius spinosissimus</i>							
<i>Axius</i> sp. A							
<i>Callinassa</i> sp. A							
<i>Calocaris</i> sp. A							
Pagurid sp. A	1	0	0	0	0	0	1
Pagurid sp. B							
<i>Pomatocheles</i> sp. A							
<i>Pontophilus</i> cf. <i>sculptus</i>							
DECAPODA–STOMATOPODA							
<i>Lysiosquilla maculatus</i>							
DECAPODA–BRACHYURA							
<i>Actaea hawaiiensis</i>							
<i>Actumunus</i> (?) sp. A							
<i>Banareia villosa</i>							
<i>Brusinia</i> sp. A							
<i>Calappa gallus</i>							
<i>Calappa hepatica</i>							
<i>Catoptrus inaequalis</i>							
<i>Cryptosoma granulosum</i>							

Table D.9—Continued.

Taxon	No. of Individuals						Total
	Replicate						
	1	2	3	4	5	6	
<i>Kraussia hendersoni</i>							
<i>Macrophthalmus</i> (?) sp. A							
<i>Micippa</i> (?) sp. A							
<i>Nucia</i> (?) sp. A							
<i>Paranthranites hexagonum</i> (?)							
<i>Pilumnus</i> (?) sp. A							
<i>Portunus</i> sp. A							
<i>Portunus latibrachium</i>							
<i>Portunus macrophthalmus</i>							
<i>Portunus orbicularis</i>							
<i>Portunus</i> sp. A							
<i>Tetralia</i> (?) sp. A							
<i>Thalamita</i> cf. <i>auauensis</i>							
Megalops (unid.)							
Total No. of Individuals/Replicate	51	5	1	5	23	24	
Total No. of Taxa/Replicate	8	4	1	3	5	7	
Total No. of Individuals Sampled							109
Total No. of Taxa Sampled							13

Table D.10. Taxon abundance from six replicates for crustacean components, Wai'anae ocean outfall sampling station Z, O'ahu, Hawai'i, June 2010.

Taxon	No. of Individuals						Total
	Replicate						
	1	2	3	4	5	6	
ACARI							
Halacaridae sp. A							
PYCNOGONIDA							
<i>Anoplodactylus projectus</i>	0	0	0	0	1	0	1
<i>Tanystylum</i> sp. A	1	0	0	0	0	0	1
ASCOTHORACICA							
COPEPODA	1	0	3	0	1	0	5
OSTRACODA–MYODOCOPIDA							
Cylindroleberididae sp. A							
<i>Vargula</i> sp. A							
<i>Ancohenia hawaiiensis</i>							
<i>Ancohenia</i> cf. <i>hawaiiensis</i>							
Philomedidae sp. A							
<i>Sarsiella</i> sp. A							
<i>Sarsiella janiceae</i>							
OSTRACODA–PODOCOPIDA							
<i>Anchistrocheles</i> (?) sp. A							
<i>Bairdia hanaumaensis</i>							
<i>Bairdia kauaiensis</i>	0	0	0	0	1	0	1
<i>Cytherelloidea monodenticulata</i>							
<i>Macrocypris gracilis</i>							
<i>Mutilus</i> cf. <i>oahuensis</i>							
Podocope sp. A							
Podocope sp. B							
CUMACEA	0	0	0	0	1	1	2
NEBALIACEA							
<i>Nebalia</i> sp. A							
MYSIDACEA							
TANAIDACEA							
<i>Anatanais insularis</i>							
<i>Apseudes tropicalis</i>							
<i>Apseudomorpha oahuensis</i>							
<i>Leptocheilia dubia</i>	0	0	0	0	1	0	1
<i>Leptocheilia</i> sp. A							
<i>Parapseudes pedispinus</i> (?)							
<i>Tanaisius</i> sp. A							
Tanaid sp. A							
ISOPODA							
<i>Apanthura inornata</i>							
<i>Caecianiropsis</i> sp. A							
<i>Carpia algicola</i>							
<i>Cirolana</i> sp. A							
Cryptoniscus form	1	0	0	0	0	0	1
<i>Dynamenella</i> sp. A							

Table D.10—Continued.

Taxon	No. of Individuals						Total
	Replicate						
	1	2	3	4	5	6	
<i>Gnathia</i> sp. A							
Hyssuridae sp. A	0	0	0	0	1	0	1
<i>Joeropsis hawaiiensis</i>	0	0	0	0	1	0	1
<i>Mesanthura hieroglyphica</i>							
<i>Metacirrolana</i> sp. A							
<i>Microcerberus</i> sp. A							
<i>Microcharon</i> sp. A							
<i>Munna acarina</i>	0	1	1	0	3	0	5
<i>Paranthura ostergaardi</i>							
<i>Pleurocope</i> sp. A							
<i>Santia</i> sp. A							
AMPHIPODA–CAPRELLIDEA							
<i>Caprella scaura</i>							
<i>Caprella</i> cf. <i>subtilis</i>							
<i>Hemiaegina minuta</i>							
<i>Metaprotella sandalensis</i>							
<i>Pseudaeginella</i> cf. <i>biscaynensis</i>							
AMPHIPODA–GAMMARIDEA							
Amphilochidae sp(p).							
<i>Amphilochus likelike</i>							
<i>Amphilochus menehune</i>							
<i>Ampithoe waialua</i>							
<i>Anamixis stebbingi</i>							
<i>Aoroides nahili</i>							
<i>Aruga</i> sp. A							
<i>Atylus nani</i>							
<i>Bemlos intermedius</i>							
<i>Globosolembos leapakahi</i>							
<i>Bemlos macromanus</i>	0	0	0	0	0	1	1
<i>Bemlos pualani</i>							
<i>Ceradocus hawaiiensis</i>							
<i>Corophium</i> sp. A							
<i>Elasmopus piikoi</i>	0	0	6	0	0	0	6
<i>Erichthonius brasiliensis</i>							
<i>Eriopisa laakona</i>							
<i>Eriosa hamakua</i>							
<i>Eriopisa</i> sp. A	0	0	0	0	0	1	1
<i>Eriopisella sechellensis</i>							
<i>Gammaropsis atlantica</i>							
<i>Gammaropsis pokipoki</i>							
<i>Gitanopsis pele</i>							
<i>Grandidierella japonica</i>							
<i>Ischyrocerus oahu</i>							
<i>Ischyrocerus</i> sp. A							
<i>Kanaloa manoa</i>							
<i>Konatopus paao</i>	0	0	0	0	1	1	2
<i>Leucothoe</i> cf. <i>assimilis</i>							
<i>Leucothoe hyhelia</i>							
<i>Maera</i> cf. <i>hamigera</i>							
<i>Maera kaiulani</i>							
<i>Maera serrata</i>							
<i>Maera</i> sp. A							
<i>Melita appendiculata</i>							

Table D.10—Continued.

Taxon	No. of Individuals						Total
	Replicate						
	1	2	3	4	5	6	
<i>Nuuanu amikai</i>	0	0	0	0	1	0	1
<i>Ochlesis alii</i>							
<i>Pereionotus alaniphlias</i>							
<i>Paradexamine maunaloa</i>							
<i>Harpiniopsis</i> sp. A	0	0	0	0	0	1	1
<i>Paraphoxus</i> sp. B							
<i>Photis kapapa</i>							
<i>Podocerus brasiliensis</i>							
<i>Podocerus talegus</i>							
<i>Seba ekepuu</i>							
<i>Seba typica</i>							
DECAPODA–NATANTIA							
<i>Alpheopsis equalis</i>							
<i>Alpheus leptochirus</i>							
<i>Alpheus paracrinitus</i>							
<i>Automate</i> cf. <i>gardineri</i>							
<i>Hippolytidae</i> sp. A							
<i>Leptochela hawaiiensis</i>							
<i>Metapenaeopsis evermanni</i>							
<i>Nikoides danae</i>							
<i>Nikoides steinii</i> (?)							
<i>Ogyrides</i> sp. A							
<i>Parapenaeus</i> sp. A							
<i>Periclimenes</i> (?) sp. A							
<i>Pontophilus</i> cf. <i>sculptus</i>							
<i>Processa aequimana</i>							
<i>Processa</i> cf. <i>coutierei</i>							
<i>Processa hawaiiensis</i>							
<i>Processa macrognatha</i>							
<i>Salmones mauiensis</i>							
<i>Synalpheus</i> sp. A							
DECAPODA–ANOMURA							
<i>Axius spinosissimus</i>							
<i>Axius</i> sp. A							
<i>Callianassa</i> sp. A							
<i>Calocaris</i> sp. A							
Pagurid sp. A	0	0	1	0	0	0	1
Pagurid sp. B							
<i>Pomatocheles</i> sp. A							
<i>Pontophilus</i> cf. <i>sculptus</i>							
DECAPODA–STOMATOPODA							
<i>Lysiosquilla maculatus</i>							
DECAPODA–BRACHYURA							
<i>Actaea hawaiiensis</i>							
<i>Actumunus</i> (?) sp. A							
<i>Banareia villosa</i>							
<i>Brusinia</i> sp. A							
<i>Calappa gallus</i>							
<i>Calappa hepatica</i>							
<i>Catoptrus inaequalis</i>							
<i>Cryptosoma granulosum</i>							

Table D.10—Continued.

Taxon	No. of Individuals						Total
	Replicate						
	1	2	3	4	5	6	
<i>Kraussia hendersoni</i>							
<i>Macrophthalmus</i> (?) sp. A							
<i>Micippa</i> (?) sp. A							
<i>Nucia</i> (?) sp. A							
<i>Paranthranites hexagonum</i> (?)							
<i>Pilumnus</i> (?) sp. A							
<i>Portunus</i> sp. A							
<i>Portunus latibrachium</i>							
<i>Portunus macrophthalmus</i>							
<i>Portunus orbicularis</i>							
<i>Portunus</i> sp. A							
<i>Tetralia</i> (?) sp. A							
<i>Thalamita</i> cf. <i>auauensis</i>							
Megalops (unid.)							
Total No. of Individuals/Replicate	3	1	11	0	12	5	
Total No. of Taxa/Replicate	3	1	4	0	10	5	
Total No. of Individuals Sampled							32
Total No. of Taxa Sampled							17



Table D.11. Taxon abundance from six replicates for crustacean components, Wai'anae ocean outfall sampling station ZW, O'ahu, Hawai'i, June 2010.

Taxon	No. of Individuals						Total
	Replicate						
	1	2	3	4	5	6	
ACARI							
Halacaridae sp. A							
PYCNOGONIDA							
<i>Anoplodactylus projectus</i>	0	0	0	0	0	1	1
<i>Tanystylum</i> sp. A							
ASCOTHORACICA							
COPEPODA							
	3	4	1	4	1	12	25
OSTRACODA–MYODOCOPIDA							
Cyindroleberididae sp. A							
<i>Vargula</i> sp. A	0	0	0	0	0	1	1
<i>Ancohenia hawaiiensis</i>							
<i>Ancohenia</i> cf. <i>hawaiiensis</i>							
Philomedidae sp. A							
<i>Sarsiella</i> sp. A							
<i>Sarsiella janiceae</i>							
OSTRACODA–PODOCOPIDA							
<i>Anchistrocheles</i> (?) sp. A							
<i>Bairdia hanaumaensis</i>							
<i>Bairdia kauaiensis</i>							
<i>Cytherelloidea monodenticulata</i>							
<i>Macrocypris gracilis</i>	0	0	2	3	0	2	7
<i>Mutilus</i> cf. <i>oahuensis</i>							
Podocope sp. A							
Podocope sp. B							
CUMACEA							
	3	1	0	0	0	0	4
NEBALIACEA							
<i>Nebalia</i> sp. A							
MYSIDACEA							
TANAIDACEA							
<i>Anatanais insularis</i>							
<i>Apseudes tropicalis</i>							
<i>Apseudomorpha oahuensis</i>							
<i>Leptocheilia dubia</i>	1	0	2	2	3	2	10
<i>Leptocheilia</i> sp. A	0	0	0	0	2	0	2
<i>Parapseudes pedispinus</i> (?)							
<i>Tanaisius</i> sp. A	1	2	1	1	0	0	5
Tanaid sp. A							
ISOPODA							
<i>Apanthura inornata</i>							
<i>Caecianiropsis</i> sp. A	1	3	0	0	1	0	5
<i>Carpias algicola</i>	0	0	3	4	0	6	13
<i>Cirolana</i> sp. A							
Cryptoniscus form							
<i>Dynamenella</i> sp. A							

Table D.11 — *Continued.*

Taxon	No. of Individuals						Total
	Replicate						
	1	2	3	4	5	6	
<i>Gnathia</i> sp. A							
Hyssuridae sp. A	1	1	0	0	0	0	2
<i>Joeropsis hawaiiensis</i>	0	0	0	2	2	0	4
<i>Mesanthura hieroglyphica</i>							
<i>Metacirrolana</i> sp. A	3	2	0	0	0	0	5
<i>Microcerberus</i> sp. A							
<i>Microcharon</i> sp. A							
<i>Munna acarina</i>	4	1	1	1	1	12	20
<i>Paranthura ostergaardi</i>							
<i>Pleurocope</i> sp. A							
<i>Santia</i> sp. A							
AMPHIPODA–CAPRELLIDEA							
<i>Caprella scaura</i>							
<i>Caprella</i> cf. <i>subtilis</i>	0	0	0	0	0	1	1
<i>Hemiaegina minuta</i>							
<i>Metaprotella sandalensis</i>							
<i>Pseudaeginella</i> cf. <i>biscaynensis</i>							
AMPHIPODA–GAMMARIDEA							
Amphilochidae sp(p).	0	0	0	0	1	1	2
<i>Amphilochus likelike</i>							
<i>Amphilochus menehune</i>							
<i>Ampithoe waialua</i>							
<i>Anamixis stebbingi</i>							
<i>Aoroides nahili</i>							
<i>Aruga</i> sp. A							
<i>Atylus nani</i>							
<i>Bemlos intermedius</i>							
<i>Globosolembos leapakahi</i>							
<i>Bemlos macromanus</i>	0	0	0	1	9	0	10
<i>Bemlos pualani</i>							
<i>Ceradocus hawaiiensis</i>	3	7	10	10	1	2	33
<i>Corophium</i> sp. A							
<i>Elasmopus piikoi</i>	3	0	0	0	1	0	4
<i>Erichthonius brasiliensis</i>	2	0	1	1	0	0	4
<i>Eriopisa laakona</i>							
<i>Eriosis hamakua</i>							
<i>Eriopisa</i> sp. A							
<i>Eriopisella sechellensis</i>	2	0	0	1	0	0	3
<i>Gammaropsis atlantica</i>	0	0	0	0	2	0	2
<i>Gammaropsis pokipoki</i>							
<i>Gitanopsis pele</i>							
<i>Grandidierella japonica</i>							
<i>Ischyrocerus oahu</i>							
<i>Ischyrocerus</i> sp. A							
<i>Kanaloa manoa</i>	0	1	0	0	1	2	4
<i>Konatopus paao</i>	6	0	1	2	0	3	12
<i>Leucothoe</i> cf. <i>assimilis</i>							
<i>Leucothoe hyhelia</i>							
<i>Maera</i> cf. <i>hamigera</i>	0	2	4	0	0	2	8
<i>Maera kaiulani</i>							
<i>Maera serrata</i>							
<i>Maera</i> sp. A							
<i>Melita appendiculata</i>							

Table D.11—Continued.

Taxon	No. of Individuals						Total
	Replicate						
	1	2	3	4	5	6	
<i>Nuuanu amikai</i>							
<i>Ochlesis alii</i>							
<i>Pereionotus alaniphlias</i>							
<i>Paradexamine maunaloa</i>							
<i>Harpiniopsis</i> sp. A							
<i>Paraphoxus</i> sp. B							
<i>Photis kapapa</i>							
<i>Podocerus brasiliensis</i>							
<i>Podocerus talegus</i>							
<i>Seba ekepuu</i>							
<i>Seba typica</i>							
DECAPODA–NATANTIA							
<i>Alpheopsis equalis</i>							
<i>Alpheus leptochirus</i>							
<i>Alpheus paracrinitus</i>							
<i>Automate</i> cf. <i>gardineri</i>							
<i>Hippolytidae</i> sp. A							
<i>Leptochela hawaiiensis</i>							
<i>Metapenaeopsis evermanni</i>							
<i>Nikoides danae</i>							
<i>Nikoides steinii</i> (?)							
<i>Ogyrides</i> sp. A							
<i>Parapenaeus</i> sp. A							
<i>Periclimenes</i> (?) sp. A							
<i>Pontophilus</i> cf. <i>sculptus</i>	0	0	0	2	0	0	2
<i>Processa aequimana</i>	0	0	0	0	0	1	1
<i>Processa</i> cf. <i>coutierei</i>							
<i>Processa hawaiiensis</i>	1	0	0	0	0	0	1
<i>Processa macrognatha</i>							
<i>Salmones mauiensis</i>							
<i>Synalpheus</i> sp. A							
DECAPODA–ANOMURA							
<i>Axius spinosissimus</i>							
<i>Axius</i> sp. A							
<i>Callinassa</i> sp. A							
<i>Calocaris</i> sp. A							
Pagurid sp. A	1	0	0	0	2	0	3
Pagurid sp. B							
<i>Pomatocheles</i> sp. A							
<i>Pontophilus</i> cf. <i>sculptus</i>							
DECAPODA–STOMATOPODA							
<i>Lysiosquilla maculatus</i>							
DECAPODA–BRACHYURA							
<i>Actaea hawaiiensis</i>							
<i>Actumunus</i> (?) sp. A							
<i>Banareia villosa</i>							
<i>Brusinia</i> sp. A	0	1	0	1	0	1	3
<i>Calappa gallus</i>							
<i>Calappa hepatica</i>							
<i>Catoptrus inaequalis</i>							
<i>Cryptosoma granulosum</i>							

Table D.11 — *Continued.*

Taxon	No. of Individuals						Total
	Replicate						
	1	2	3	4	5	6	
<i>Kraussia hendersoni</i>							
<i>Macrophthalmus</i> (?) sp. A							
<i>Micippa</i> (?) sp. A	0	0	0	0	1	0	1
<i>Nucia</i> (?) sp. A	0	1	0	0	0	0	1
<i>Paranthranites hexagonum</i> (?)							
<i>Pilumnus</i> (?) sp. A	1	0	0	1	1	0	3
<i>Portunus</i> sp. A							
<i>Portunus latibrachium</i>							
<i>Portunus macrophthalmus</i>							
<i>Portunus orbicularis</i>							
<i>Portunus</i> sp. A							
<i>Tetralia</i> (?) sp. A							
<i>Thalamita</i> cf. <i>auauensis</i>							
Megalops (unid.)	0	0	0	0	0	1	1
Total No. of Individuals/Replicate	36	26	26	36	29	50	
Total No. of Taxa/Replicate	16	12	10	15	15	16	
Total No. of Individuals Sampled							203
Total No. of Taxa Sampled							34

Table D.12. Taxon abundance from six replicates for crustacean components, Wai'anae ocean outfall sampling station W9, O'ahu, Hawai'i, June 2010.

Taxon	No. of Individuals						Total
	Replicate						
	1	2	3	4	5	6	
ACARI							
Halacaridae sp. A							
PYCNOGONIDA							
<i>Anoplodactylus projectus</i>							
<i>Tanystylum</i> sp. A							
ASCOTHORACICA							
COPEPODA	2	3	2	2	6	2	17
OSTRACODA–MYODOCOPIDA							
Cylindroleberididae sp. A							
<i>Vargula</i> sp. A							
<i>Ancohenia hawaiiensis</i>							
<i>Ancohenia</i> cf. <i>hawaiiensis</i>	0	0	0	0	0	1	1
Philomedidae sp. A							
<i>Sarsiella</i> sp. A							
<i>Sarsiella janiceae</i>							
OSTRACODA–PODOCOPIDA							
<i>Anchistrocheles</i> (?) sp. A							
<i>Bairdia hanaumaensis</i>							
<i>Bairdia kauaiensis</i>	0	0	0	1	1	0	2
<i>Cytherelloidea monodenticulata</i>							
<i>Macrocypris gracilis</i>							
<i>Mutilus</i> cf. <i>oahuensis</i>							
Podocope sp. A							
Podocope sp. B							
CUMACEA	0	1	0	1	0	1	3
NEBALIACEA							
<i>Nebalia</i> sp. A							
MYSIDACEA							
TANAIDACEA							
<i>Anatanais insularis</i>							
<i>Apseudes tropicalis</i>							
<i>Apseudomorpha oahuensis</i>							
<i>Leptocheilia dubia</i>							
<i>Leptocheilia</i> sp. A	0	0	0	1	1	0	2
<i>Parapseudes pedispinus</i> (?)							
<i>Tanaisius</i> sp. A	0	2	0	0	0	0	2
Tanaid sp. A							
ISOPODA							
<i>Apanthura inornata</i>							
<i>Caecianiropsis</i> sp. A							
<i>Carpia algicola</i>							
<i>Cirolana</i> sp. A							
Cryptoniscus form							
<i>Dynamenella</i> sp. A							

Table D.12—Continued.

Taxon	No. of Individuals						Total
	Replicate						
	1	2	3	4	5	6	
<i>Gnathia</i> sp. A							
Hyssuridae sp. A							
<i>Joeropsis hawaiiensis</i>	0	0	0	1	1	0	2
<i>Mesanthura hieroglyphica</i>							
<i>Metacirrolana</i> sp. A	0	0	0	1	0	0	1
<i>Microcerberus</i> sp. A							
<i>Microcharon</i> sp. A							
<i>Munna acarina</i>	0	0	0	2	3	1	6
<i>Paranthura ostergaardi</i>							
<i>Pleurocope</i> sp. A							
<i>Santia</i> sp. A							
AMPHIPODA–CAPRELLIDEA							
<i>Caprella scaura</i>							
<i>Caprella</i> cf. <i>subtilis</i>							
<i>Hemiaegina minuta</i>							
<i>Metaprotella sandalensis</i>							
<i>Pseudaeginella</i> cf. <i>biscaynensis</i>							
AMPHIPODA–GAMMARIDEA							
Amphilochidae sp(p).	0	0	0	0	0	1	1
<i>Amphilochus likelike</i>							
<i>Amphilochus menehune</i>							
<i>Ampithoe waialua</i>							
<i>Anamixis stebbingi</i>							
<i>Aoroides nahili</i>							
<i>Aruga</i> sp. A							
<i>Atylus nani</i>							
<i>Bemlos intermedius</i>							
<i>Globosolembos leapakahi</i>							
<i>Bemlos macromanus</i>	0	0	0	0	2	0	2
<i>Bemlos pualani</i>							
<i>Ceradocus hawaiiensis</i>							
<i>Corophium</i> sp. A	0	0	0	0	0	2	2
<i>Elasmopus piikoi</i>	0	6	0	0	5	2	13
<i>Erichthonius brasiliensis</i>							
<i>Eriopisa laakona</i>							
<i>Eriosa hamakua</i>							
<i>Eriopisa</i> sp. A	7	0	0	6	1	0	14
<i>Eriopisella sechellensis</i>	14	12	0	17	11	81	135
<i>Gammaropsis atlantica</i>							
<i>Gammaropsis pokipoki</i>							
<i>Gitanopsis pele</i>							
<i>Grandidierella japonica</i>							
<i>Ischyrocerus oahu</i>							
<i>Ischyrocerus</i> sp. A							
<i>Kanaloa manoa</i>	0	4	0	0	0	1	5
<i>Konatopus paao</i>	0	0	0	2	0	0	2
<i>Leucothoe</i> cf. <i>assimilis</i>							
<i>Leucothoe hyhelia</i>							
<i>Maera</i> cf. <i>hamigera</i>	0	0	0	1	0	0	1
<i>Maera kaiulani</i>							
<i>Maera serrata</i>							
<i>Maera</i> sp. A							
<i>Melita appendiculata</i>							

Table D.12—Continued.

Taxon	No. of Individuals						Total
	Replicate						
	1	2	3	4	5	6	
<i>Nuuanu amikai</i>							
<i>Ochlesis alii</i>							
<i>Pereionotus alaniphlias</i>							
<i>Paradexamine maunaloa</i>							
<i>Harpiniopsis</i> sp. A	0	0	0	2	0	0	2
<i>Paraphoxus</i> sp. B							
<i>Photis kapapa</i>							
<i>Podocerus brasiliensis</i>							
<i>Podocerus talegus</i>							
<i>Seba ekepuu</i>							
<i>Seba typica</i>							
DECAPODA–NATANTIA							
<i>Alpheopsis equalis</i>							
<i>Alpheus leptochirus</i>	0	0	0	1	0	0	1
<i>Alpheus paracrinitus</i>							
<i>Automate</i> cf. <i>gardineri</i>							
<i>Hippolytidae</i> sp. A							
<i>Leptocheila hawaiiensis</i>	0	0	0	0	1	0	1
<i>Metapenaeopsis evermanni</i>							
<i>Nikoides danae</i>	0	0	0	0	0	1	1
<i>Nikoides steinii</i> (?)							
<i>Ogyrides</i> sp. A							
<i>Parapenaeus</i> sp. A							
<i>Periclimenes</i> (?) sp. A							
<i>Pontophilus</i> cf. <i>sculptus</i>	0	0	0	0	1	0	1
<i>Processa aequimana</i>	0	0	0	0	0	1	1
<i>Processa</i> cf. <i>coutierei</i>							
<i>Processa hawaiiensis</i>							
<i>Processa macrognatha</i>							
<i>Salmones mauiensis</i>							
<i>Synalpheus</i> sp. A							
DECAPODA–ANOMURA							
<i>Axius spinosissimus</i>	1	1	0	0	0	0	2
<i>Axius</i> sp. A							
<i>Callinassa</i> sp. A							
<i>Calocaris</i> sp. A							
Pagurid sp. A	0	0	0	0	1	1	2
Pagurid sp. B							
<i>Pomatocheles</i> sp. A							
<i>Pontophilus</i> cf. <i>sculptus</i>							
DECAPODA–STOMATOPODA							
<i>Lysiosquilla maculatus</i>							
DECAPODA–BRACHYURA							
<i>Actaea hawaiiensis</i>							
<i>Actumunus</i> (?) sp. A							
<i>Banareia villosa</i>							
<i>Brusinia</i> sp. A							
<i>Calappa gallus</i>							
<i>Calappa hepatica</i>							
<i>Catoptrus inaequalis</i>							
<i>Cryptosoma granulosum</i>							

Table D.12—Continued.

Taxon	No. of Individuals						Total
	Replicate						
	1	2	3	4	5	6	
<i>Kraussia hendersoni</i>							
<i>Macrophthalmus</i> (?) sp. A							
<i>Micippa</i> (?) sp. A							
<i>Nucia</i> (?) sp. A							
<i>Paranthranites hexagonum</i> (?)							
<i>Pilumnus</i> (?) sp. A							
<i>Portunus</i> sp. A							
<i>Portunus latibrachium</i>							
<i>Portunus macrophthalmus</i>							
<i>Portunus orbicularis</i>							
<i>Portunus</i> sp. A							
<i>Tetralia</i> (?) sp. A							
<i>Thalamita</i> cf. <i>auauensis</i>							
Megalops (unid.)							
Total No. of Individuals/Replicate	24	29	2	38	34	95	
Total No. of Taxa/Replicate	4	7	1	13	12	12	
Total No. of Individuals Sampled							222
Total No. of Taxa Sampled							26



---

**Appendix E**  
**Taxon Abundance for Mollusks**

---



Table E.1. Taxon abundance from six replicates for mollusk components, Wai'anae ocean outfall sampling station W1, O'ahu, Hawai'i, June 2010.

Taxon	No. of Individuals						Total
	Replicate						
	1	2	3	4	5	6	
<b>BIVALVIA</b>							
<i>Acar</i> sp. cf. <i>plicata</i>							
<i>Adipicola</i> sp. cf. <i>crypta</i>							
<i>Amygdalum</i> spp.							
<i>Anisodonta angulata</i>							
<i>Anisodonta lutea</i>							
<i>Anomia nobilis</i>							
<i>Arca kauaia</i>							
<i>Arca ventricosa</i>							
<i>Arca</i> spp.							
Arcidae spp.							
<i>Barbatia divaricata</i>	1	0	0	0	1	1	3
<i>Barbatia lima</i>							
<i>Barbatia nuttingi</i>							
<i>Barbatia</i> spp.							
<i>Bentharca</i> sp. cf. <i>decorata</i>							
<i>Brachidontes crebristriatus</i>							
<i>Cardita aviculina</i>							
<i>Cardita thaanumi</i>							
<i>Cardita</i> spp.							
<i>Carditella hawaiiensis</i>	2	1	0	0	1	2	6
<i>Carditella</i> spp.							
<i>Chama</i> spp.							
<i>Chlamydella</i> sp. A							
<i>Chlamydella</i> spp.							
<i>Chlamys coruscan hawaiiensis</i>							
<i>Chlamys kauaiensis</i>							
<i>Chlamys</i> sp. B							
<i>Chlamys</i> spp.							
<i>Codakia</i> spp.							
<i>Cosa waikikia</i>	3	6	1	0	1	10	21
<i>Crenella</i> spp.							
<i>Ctena bella</i>	0	0	0	0	0	1	1
<i>Ctena transversa</i>	0	0	0	0	1	0	1
<i>Ctena</i> spp.							
<i>Cuspidaria</i> spp.	0	0	2	0	1	0	3
<i>Dendostrea sandvicensis</i>							
<i>Dimya mimula</i>							
<i>Epicodakia</i> sp. cf. <i>pygmaea</i>							
<i>Epicodakia</i> sp. A							
<i>Epicodakia</i> spp.							
<i>Ervilia bisculpta</i>	1	1	0	0	0	1	3
<i>Fragum mundum</i>	2	0	1	0	0	2	5
<i>Grammatomya kanaka</i>							
<i>Haumea juddi</i>							
<i>Hiatella arctica</i>							
<i>Irus</i> spp.							
<i>Isognomon californicum</i>							
<i>Isognomon</i> sp. cf. <i>incisum</i>							
<i>Isognomon perna</i>							
<i>Isognomon</i> spp.							
<i>Kellia hawaiiensis</i>	3	0	0	1	0	0	4
<i>Kellia</i> sp. cf. <i>rosea</i>							
<i>Kona bucki</i>							

Table E.1—Continued.

Taxon	No. of Individuals						Total
	1	2	Replicate		5	6	
			3	4			
<i>Kona symmetrica</i>	0	1	1	2	0	1	5
<i>Kona</i> spp.							
<i>Laevichlamys irregularis</i>							
<i>Lasaea hawaiiensis</i>							
Lasaeidae spp.							
<i>Leiochasmea elongata</i>							
Leptonacea spp.							
<i>Lima</i> spp.	0	0	0	0	0	1	1
<i>Limopsis</i> spp.							
<i>Lioconcha hieroglyphica</i>							
<i>Lioconcha</i> spp.							
<i>Lonoa hawaiiensis</i>							
<i>Lucina edentula</i>							
Lucinidae spp.	0	2	0	1	0	1	4
<i>Macoma dispar</i>							
<i>Macoma obliquilineata</i>	0	1	2	0	0	6	9
<i>Mactra thanumi</i>							
<i>Malleus regula</i>	1	1	0	8	0	0	10
<i>Malleus</i> spp.							
<i>Modiolus matris</i>							
<i>Modiolus</i> spp.							
Mytilidae sp. A							
Mytilidae sp. B							
Mytilidae sp. C							
Mytilidae sp. D							
Mytilidae spp.							
<i>Nucula hawaiiensis</i>							
<i>Ostrea</i> spp.	0	0	1	0	1	2	4
Pectinidae							
<i>Pillucina hawaiiensis</i>							
<i>Pillucina spaldingi</i>							
<i>Pillucina</i> spp.							
<i>Pinctada</i> spp.	4	0	5	0	3	8	20
<i>Pinna</i> spp. <sup>a</sup>	0	+	+	+	+	+	+
<i>Poromya transversa</i>							
Psammobiidae							
<i>Pteria</i> spp.							
<i>Rochefortina sandwichensis</i>	20	14	12	40	9	26	121
<i>Semelangulus crebrimaculatus</i>	2	1	3	0	0	2	8
<i>Semelangulus</i> spp.							
<i>Semele australis</i>							
<i>Septifer bryanae</i>	9	0	8	3	4	12	36
<i>Septifer</i> spp.							
<i>Spondylus</i> spp.							
<i>Tellina crucigera</i>	0	0	0	0	0	1	1
<i>Tellina hawaiiensis</i>							
<i>Tellina oahuana</i>							
<i>Tellina perna</i>							
<i>Tellina robusta</i>							
<i>Tellina</i> sp. A							
<i>Tellina</i> sp. B							
<i>Tellina</i> sp. C							
<i>Tellina</i> sp. D							
<i>Tellina</i> sp. E							
<i>Tellina</i> spp.							

Table E.1 — *Continued.*

Taxon	No. of Individuals						Total
	1	2	Replicate		5	6	
			3	4			
Teredinidae spp.							
Veneridae spp.							
Bivalvia sp. A							
Bivalvia sp. B							
Bivalvia sp. C							
Bivalvia spp.							
<b>GASTROPODA</b>							
<i>Acilis</i> sp. A	0	1	0	0	0	0	1
<i>Acteocina hawaiiensis</i>							
<i>Acteocina sandwicensis</i>							
<i>Acteocina</i> sp. A							
<i>Acteocina</i> spp.							
<i>Alcyna ocellata</i>	4	0	1	3	0	2	10
<i>Alcyna subangulata</i>	1	0	3	0	0	1	5
<i>Alvania isolata</i>							
<i>Amathina bicarinata</i>							
<i>Anacithara perfecta</i>							
Ancylidae spp. <sup>b</sup>							
<i>Antisabia foliacea</i>							
Aplysiidae spp.							
Architectonicidae spp.							
<i>Argyropeza</i> spp.							
<i>Aspella producta</i>							
<i>Aspella</i> spp.							
<i>Atys debilis</i>							
<i>Atys kuhnsi</i>							
<i>Atys semistriata</i>							
<i>Atys</i> spp.							
<i>Balcis acanthyllis</i>							
<i>Balcis aciculata</i>							
<i>Balcis</i> cf. <i>brunnimaculata</i>							
<i>Balcis conoidalis</i>							
<i>Balcis letsonae</i>							
<i>Balcis</i> spp.	1	0	2	3	1	1	8
<i>Barleeia brevilabiosa</i>							
<i>Barleeia labiosa</i>							
<i>Barleeia</i> spp.							
<i>Benthonella</i> spp.							
<i>Berthella</i> spp.							
<i>Bittium impendens</i>							
<i>Bittium</i> spp.							
<i>Brookula iki</i>							
Buccinidae spp.							
<i>Bulla vernicosa</i>							
<i>Bulla</i> spp.							
<i>Bullina scabra</i>							
<i>Bursa rhodostoma</i>							
<i>Bursa</i> spp.							
<i>Caducifer decapitata</i>							
<i>Caecum arcuatum</i>	5	6	3	4	3	7	28
<i>Caecum</i> cf. <i>glabella</i>							
<i>Caecum glabriformis</i>	1	0	0	1	0	1	3
<i>Caecum oahuense</i>							
<i>Caecum sepimentum</i>							

Table E.1—Continued.

Taxon	No. of Individuals						Total
	1	2	Replicate		5	6	
			3	4			
<i>Caecum</i> spp.							
<i>Cancilla carnicolor</i> <sup>b</sup>							
<i>Cancilla granatina</i>							
<i>Cancilla</i> spp.							
<i>Carinapex minutissima</i>	0	0	1	0	0	0	1
<i>Carinapex papillosa</i>							
<i>Carinapex</i> spp.	0	0	0	0	1	0	1
Cephalaspidea spp.	4	0	0	1	1	1	7
<i>Cerithidium diplax</i>	22	13	12	26	19	39	131
<i>Cerithidium perparvulum</i>	110	67	54	102	43	192	568
<i>Cerithiopsis</i> sp. A							
<i>Cerithiopsis</i> spp.	1	0	0	0	0	1	2
<i>Cerithium atromarginatum</i>							
<i>Cerithium columna</i>	1	4	0	6	0	3	14
<i>Cerithium echinatum</i>							
<i>Cerithium egenum</i>							
<i>Cerithium glareosum</i>							
<i>Cerithium gracilis</i>							
<i>Cerithium interstriatum</i>	13	8	6	9	1	14	51
<i>Cerithium matukense</i>							
<i>Cerithium morus</i>							
<i>Cerithium nesioticum</i>	1	3	1	4	1	8	18
<i>Cerithium rostratum</i>	0	0	2	0	1	0	3
<i>Cerithium</i> sp. cf. <i>placidum</i>							
<i>Cerithium zebrum</i>	0	1	0	1	0	0	2
<i>Cerithium</i> spp.	0	0	0	0	0	2	2
<i>Ceritoturris bittium</i>							
<i>Cheilea equestris</i>							
<i>Circulus</i> spp.							
<i>Cirsotrema varicosa</i>							
<i>Clavus mighelsi</i>							
<i>Clavus nodifera</i>							
<i>Clavus pusilla</i>							
<i>Clavus</i> sp. cf. <i>powelli</i>							
<i>Clavus</i> spp.	0	0	0	0	1	0	1
<i>Collonista candida</i>	0	0	0	0	0	1	1
Columbellidae spp.							
<i>Conus pulicarius</i>							
<i>Conus</i> spp.							
<i>Coralliophila</i> spp.							
Coralliophilidae spp.							
Costellariidae spp.							
<i>Crucibulum spinosum</i>							
<i>Cycloscala hyalina</i>							
<i>Cyclostremiscus emeryi</i>							
<i>Cyclostremiscus striatus</i>							
<i>Cyclostremiscus</i> sp. A							
<i>Cyclostremiscus</i> spp.							
<i>Cylichna pusilla</i>	0	1	0	0	0	0	1
Cymatiidae spp.							
<i>Cypraea</i> spp.							
<i>Cystiscus huna</i>							
Daphnellinae spp.							
<i>Dendropoma platypus</i>							
<i>Dendropoma</i> spp.	0	0	1	0	0	0	1

Table E.1 — *Continued.*

Taxon	No. of Individuals						Total
	1	2	Replicate		5	6	
			3	4			
<i>Dentimargo pumila</i>							
<i>Diala scopulorum</i>	1	1	0	0	0	0	2
<i>Diala semistriata</i>	25	18	20	33	17	73	186
<i>Diala</i> spp.							
<i>Diniatys dentifer</i>	1	1	0	0	0	0	2
<i>Diodora granifera</i>							
<i>Diodora octogona</i>							
<i>Diodora ruppelli</i>							
<i>Drupella ochrostoma</i>							
<i>Drupella</i> spp.							
<i>Duplicaria gouldi</i>							
<i>Eatoniella janetaylorae</i>							
<i>Eatoniella pigmenta</i>							
<i>Eatoniella</i> spp.							
<i>Echineulima</i> spp.							
<i>Elachisina robertsoni</i>							
<i>Elacorbis callusa</i>							
<i>Emarginula dilecta</i>							
<i>Engina albocincta</i>							
<i>Epitonium</i> spp.							
<i>Erato sandwicensis</i>							
<i>Etrema acricula</i>	0	0	1	0	0	0	1
<i>Euchelus gemmatus</i>							
<i>Euchelus</i> spp.							
<i>Eucithara angiostoma</i>							
<i>Eucithara pusilla</i>							
<i>Eucylotoma albomacula</i>							
<i>Eulima peasei</i>							
<i>Eulimidae</i> spp.							
<i>Euplica varians</i>							
<i>Euplica</i> spp.							
<i>Evalea peasei</i>							
<i>Evalea waikikiensis</i>	0	0	0	0	0	0	
<i>Evalea</i> spp.							
<i>Favartia garretti</i>							
<i>Finella pupoides</i>							
<i>Fossarus garretti</i>							
<i>Gibbula marmorea</i>							
<i>Granula sandwicensis</i>	0	0	0	2	0	0	2
<i>Granulina vitrea</i>	0	0	0	0	1	0	1
<i>Granulina</i> spp.							
<i>Gyrineum</i> spp.							
<i>Haminoea curta</i>							
<i>Haminoea cymbalum</i>							
<i>Haminoea</i> spp.	1	0	1	0	0	0	2
<i>Hastula albula</i>							
<i>Hastula inconstans</i>							
<i>Hastula lanceata</i>							
<i>Hastula matheroniana</i>							
<i>Heliacus implexus</i>							
<i>Heliacus sterkii</i>							
<i>Heliacus</i> sp. A							
<i>Heliacus</i> spp.							
<i>Herviera gliiriella</i>	0	0	0	0	2	4	6
<i>Herviera patricia</i>							

Table E.1—Continued.

Taxon	No. of Individuals						Total
	1	2	Replicate		5	6	
			3	4			
<i>Herviera</i> spp.							
<i>Hinemoa indica</i>							
<i>Hipponix australis</i>	0	0	0	1	0	0	1
<i>Hipponix imbricatus</i>							
<i>Hipponix pilosus</i>							
<i>Hipponix</i> spp.							
<i>Imbricaria olivaeformis</i>							
<i>Iniforis ordinata</i>							
<i>Ittibittium parcum</i>							
<i>Julia exquisita</i>	1	1	0	0	0	1	3
Juliidae spp.							
<i>Kermia aniani</i>	0	1	0	0	0	0	1
<i>Kermia brunnea</i>							
<i>Kermia cylindrica</i>							
<i>Kermia daedalea</i>							
<i>Kermia melanoxytum</i>							
<i>Kermia</i> spp.							
<i>Kolonella hawaiiensis</i>							
<i>Kolonella</i> spp.							
<i>Leptothyra rubricincta</i>							
<i>Leptothyra verruca</i>	0	0	0	0	0	2	2
<i>Leptothyra</i> spp.							
<i>Lienardia apiculata</i>							
<i>Lienardia crassicostata</i>							
<i>Lienardia mighelsi</i>							
<i>Lienardia</i> spp.							
Liotiinae spp.	0	0	0	4	0	0	4
<i>Littoraria</i> spp.							
<i>Lophocochlias minutissimus</i>	23	20	12	30	7	39	131
<i>Lophocochlias</i> sp. A	0	1	0	1	1	1	4
<i>Lophocochlias</i> spp.							
<i>Lovellona peaseana</i>							
<i>Lovellona</i> spp.							
<i>Macteola segesta</i>							
Marginellidae spp.							
<i>Meioceras sandwichensis</i>							
<i>Merelina granulosa</i>	0	0	0	3	1	0	4
<i>Merelina hewa</i>							
<i>Merelina wanawana</i>							
<i>Merelina</i> spp.							
<i>Metaxia albicephala</i>							
<i>Metaxia brunniccephala</i>							
<i>Metaxia</i> spp.							
<i>Microdaphne morrisoni</i>							
<i>Microdaphne trichodes</i>	0	0	0	1	0	0	1
<i>Miralda paulbartschi</i>							
<i>Miralda scopulorum</i>							
<i>Miralda</i> spp.							
<i>Mitra saltata</i>							
<i>Mitra typha</i>							
<i>Mitra</i> spp.							
<i>Mitrella bella</i>							
<i>Mitrella loyaltensis</i>							
<i>Mitrella margarita</i>							
<i>Mitrella rorida</i>							



Table E.1 — *Continued.*

Taxon	No. of Individuals						Total
	1	2	Replicate		5	6	
			3	4			
<i>Mitrella</i> spp.							
Mitridae spp.							
<i>Mitrolumna alphonsiana</i>							
<i>Mitrolumna iki</i>							
<i>Mitrolumna metula</i>							
<i>Mitrolumna</i> sp.							
<i>Modulus tectum</i>							
<i>Morula</i> spp.	1	0	0	0	0	0	1
Muricidae spp.							
<i>Nassarius crematus</i>							
<i>Nassarius dermestina</i>							
<i>Nassarius</i> spp.	0	0	1	0	0	0	1
<i>Natica gualteriana</i>							
<i>Natica</i> spp.							
<i>Nerita</i> spp.							
<i>Nesiodostomia quarta</i>							
<i>Nesiodostomia</i> spp.							
<i>Odostomia gulicki</i>	0	0	0	0	0	1	1
<i>Odostomia oxia</i>							
<i>Odostomia stearnsiella</i>							
<i>Odostomia</i> spp.							
<i>Omalaxis</i> spp.							
<i>Omalogyra japonica</i>							
<i>Omalogyra</i> sp. A							
<i>Omalogyra</i> spp.							
<i>Opalia attenuata</i>							
<i>Opalia</i> spp.							
<i>Orbitestella regina</i>	0	3	2	1	0	0	6
<i>Orbitestella</i> sp. A							
<i>Orbitestella</i> sp. B							
<i>Orbitestella</i> spp.							
<i>Otopleura mirabilis</i>							
<i>Parashiela beetsi</i>	17	13	10	28	8	41	117
<i>Peasiella tantilla</i>							
<i>Peristernia chlorostoma</i>							
<i>Phenacolepas scobinata</i>	0	0	0	0	1	0	1
<i>Phenacolepas</i> spp.							
<i>Philippia oxytropis</i>	1	0	0	0	0	0	1
<i>Philippia radiata</i>	0	0	0	1	0	0	1
<i>Philippia</i> spp.							
Physidae <sup>c</sup> spp.							
<i>Planaxis suturalis</i>							
<i>Planaxis</i> spp.							
<i>Plesiotrochus luteus</i>							
<i>Polinices tumidus</i> <sup>b</sup>	0	1	1	1	0	4	7
<i>Powellisetia fallax</i>	0	1	1	0	0	3	5
<i>Prodotia iostomus</i>							
<i>Pseudomalaxis</i> spp.	0	0	0	1	0	0	1
<i>Pterygia pudica</i>							
<i>Pupa pudica</i>							
<i>Pupa tessellata</i>							
<i>Pupa</i> spp.							
<i>Pusillina marmorata</i>	28	12	17	20	16	32	125
<i>Pusillina</i> spp.							
<i>Pyramidella sulcata</i>							

Table E.1—Continued.

Taxon	No. of Individuals						Total
	Replicate						
	1	2	3	4	5	6	
<i>Pyramidella</i> sp. A							
<i>Pyramidella</i> sp. B							
<i>Pyramidella</i> sp. C							
<i>Pyramidella</i> sp. D							
<i>Pyramidella</i> spp.							
Pyramidellidae sp. A							
Pyramidellidae sp. B							
Pyramidellidae sp. C							
Pyramidellidae sp. D							
Pyramidellidae spp.							
<i>Pyramidelloides angusta</i>							
<i>Pyramidelloides gracilis</i>							
<i>Pyramidelloides miranda</i>							
<i>Pyramidelloides suta</i>							
<i>Pyrgulina oodes</i>	0	0	0	0	1	2	3
<i>Pyrgulina</i> spp.							
<i>Rastodens</i> spp.							
<i>Rhinoclavis articulata</i>							
<i>Rissoella confusa confusa</i>	1	0	0	1	0	0	2
<i>Rissoella longispira</i>	6	4	5	3	3	11	32
<i>Rissoella</i> spp.	3	3	0	0	0	4	10
Rissoidea spp.							
<i>Rissoina ambigua</i>							
<i>Rissoina cerithiiformis</i>	0	0	0	1	0	2	3
<i>Rissoina costata</i>							
<i>Rissoina imbricata</i>	0	0	0	0	1	0	1
<i>Rissoina pulchella</i>	21	7	21	35	11	29	124
<i>Rissoina</i> spp.							
<i>Rufodardanula conica</i>							
<i>Rufodardanula ponderi</i>	1	0	0	0	0	2	3
<i>Rufodardanula</i> sp. A							
<i>Rufodardanula</i> spp.	0	3	0	0	0	0	3
<i>Sansonia kenneyi</i>							
<i>Sansonia</i> sp. A							
<i>Sansonia</i> spp.							
<i>Scabricola newcombii</i>							
<i>Scalenostoma</i> spp.							
<i>Scaliola</i> spp.	14	19	8	10	7	26	84
<i>Schwartziella ephamilla</i>	9	2	3	8	3	8	33
<i>Schwartziella triticea</i>							
<i>Scissurella coronata</i>							
<i>Scissurella pseudoequatoria</i>							
<i>Scissurella</i> spp.							
<i>Seminella peasei</i>	0	0	0	0	0	1	1
<i>Seminella smithi</i>	0	0	0	0	0	1	1
<i>Seminella</i> spp.							
<i>Serpulorbis variabilis</i>							
<i>Serpulorbis</i> spp.	2	0	0	0	0	0	2
<i>Sinezona insignis</i>	0	1	1	0	0	0	2
<i>Smaragdia bryanae</i>							
<i>Stilifer</i> spp.							
<i>Stosicia hiloense</i>							
<i>Strebloceras subannulatum</i>	4	1	0	1	1	1	8
<i>Strombus dentatus</i>							
<i>Strombus heli</i>							

Table E.1 — *Continued.*

Taxon	No. of Individuals						Total
	1	2	Replicate		5	6	
			3	4			
<i>Strombus maculata</i>							
<i>Strombus</i> spp.	1	0	0	0	0	0	1
<i>Styliferina goniochila</i>	1	1	0	2	2	3	9
<i>Synaptocochlea concinna</i>							
<i>Subcancilla</i> sp. cf. <i>flammea</i>							
<i>Subcancilla</i> spp.							
<i>Teinostoma sulcata</i>							
<i>Teinostoma</i> spp.							
<i>Terebra affinis</i>							
<i>Terebra nodularis</i>							
<i>Terebra</i> spp.							
<i>Terenolla</i> sp. cf. <i>pygmaea</i>							
<i>Thala milium</i>							
<i>Thala</i> spp.							
<i>Tricolia variabilis</i>	14	13	4	6	7	18	62
<i>Triphora coralina</i>							
<i>Triphora peasei</i>							
<i>Triphora tessellata</i>							
<i>Triphora</i> spp.	3	1	3	7	2	7	23
<i>Tritonoturris cumingii</i>							
<i>Tritonoturris</i> spp.							
<i>Trivia hordacea</i>							
<i>Trivia pellucida</i>							
<i>Trivia globosa pilula</i>							
<i>Trivia</i> spp.							
<i>Trochus intextus</i>							
<i>Trochus</i> spp.							
<i>Tugali oblonga</i>							
<i>Tugali</i> spp.							
<i>Turbo sandwicensis</i>	0	0	1	0	0	0	1
<i>Turbonilla cornelliana</i>	1	0	1	0	0	0	2
<i>Turbonilla lirata</i>							
<i>Turbonilla thaanumi</i>							
<i>Turbonilla</i> sp. A							
<i>Turbonilla</i> sp. B							
<i>Turbonilla</i> sp. C							
<i>Turbonilla</i> sp. D							
<i>Turbonilla</i> sp. E							
<i>Turbonilla</i> sp. F							
<i>Turbonilla</i> sp. G							
<i>Turbonilla</i> spp.	0	1	0	0	0	0	1
Turridae spp.	0	0	1	0	0	0	1
<i>Turridrupa consobrina</i>							
<i>Umbraculum</i> spp.							
<i>Vanikoro cancellata</i>							
<i>Vanikoro</i> spp.							
<i>Vepracula brunonia</i>	1	0	0	0	0	0	1
Vermetidae spp.							
<i>Vexillum adamsianum</i>							
<i>Vexillum approximatum</i>							
<i>Vexillum cosmani</i>							
<i>Vexillum diutenera</i>	0	0	0	0	1	0	1
<i>Vexillum interruptum</i>							
<i>Vexillum lenhilli</i>							
<i>Vexillum micra</i>							

Table E.1—Continued.

Taxon	No. of Individuals						Total
	Replicate						
	1	2	3	4	5	6	
<i>Vexillum pacificum</i>							
<i>Vexillum patriarchalis</i>							
<i>Vexillum piceum</i>							
<i>Vexillum rubrum</i>							
<i>Vexillum rufofilosum</i>							
<i>Vexillum suavis</i>							
<i>Vexillum</i> sp. A							
<i>Vexillum</i> spp.	0	0	0	0	0	1	1
<i>Viriola cancellata</i>							
<i>Viriola fallax</i>							
<i>Viriola</i> spp.	1	2	2	1	2	4	12
Vitrinellidae spp.							
<i>Volvarina fusiformis</i>							
<i>Volvarina</i> spp.							
<i>Williamia radiata</i>	2	0	3	1	0	1	7
<i>Xenuroturrus</i> spp.							
<i>Zebina bidentata</i>							
<i>Zebina tridentata</i> <sup>b</sup>							
<i>Zebina</i> spp.							
Gastropoda sp. A							
Gastropoda sp. B							
Gastropoda spp.	10	0	0	0	0	0	10
SCAPHOPODA							
Scaphopoda spp.							
CEPHALOPODA							
POLYPLACOPHORA							
<i>Chiton</i> spp.	0	0	1	0	0	0	1
Total No. of Individuals	406	263	242	418	189	672	2,190
Total No. of Individuals/cm <sup>3</sup>	16.2	10.5	9.7	16.7	7.6	26.9	14.6
Total No. of Taxa	51	44	45	44	41	59	103

<sup>a</sup> *Pinna* are indicated by a "+" or "++" for larval shells and by "frag" for shell fragments.

<sup>b</sup> Taxon new to Wai'anae ocean outfall.

<sup>c</sup> Freshwater mollusk.

Table E.2. Taxon abundance from six replicates for mollusk components, Wai'anae ocean outfall sampling station W2, O'ahu, Hawai'i, June 2010.

Taxon	No. of Individuals						Total
	1	2	Replicate		5	6	
			3	4			
<b>BIVALVIA</b>							
<i>Acar</i> sp. cf. <i>plicata</i>							
<i>Adipicola</i> sp. cf. <i>crypta</i>							
<i>Amygdalum</i> spp.							
<i>Anisodonta angulata</i>							
<i>Anisodonta lutea</i>							
<i>Anomia nobilis</i>							
<i>Arca kauaia</i>							
<i>Arca ventricosa</i>	0	0	0	0	1	0	1
<i>Arca</i> spp.							
Arcidae spp.							
<i>Barbatia divaricata</i>	4	2	0	3	1	3	13
<i>Barbatia lima</i>							
<i>Barbatia nuttingi</i>							
<i>Barbatia</i> spp.							
<i>Bentharca</i> sp. cf. <i>decorata</i>							
<i>Brachidontes crebristriatus</i>							
<i>Cardita aviculina</i>							
<i>Cardita thaanumi</i>							
<i>Cardita</i> spp.							
<i>Carditella hawaiiensis</i>	0	3	0	1	4	4	12
<i>Carditella</i> spp.							
<i>Chama</i> spp.							
<i>Chlamydella</i> sp. A							
<i>Chlamydella</i> spp.	0	6	2	1	8	0	17
<i>Chlamys coruscan hawaiiensis</i>							
<i>Chlamys kauaiensis</i>							
<i>Chlamys</i> sp. B							
<i>Chlamys</i> spp.							
<i>Codakia</i> spp.							
<i>Cosa waikikia</i>	1	5	6	5	16	7	40
<i>Crenella</i> spp.	0	0	0	0	1	0	1
<i>Ctena bella</i>	0	0	1	0	0	0	1
<i>Ctena transversa</i>	0	0	0	2	0	0	2
<i>Ctena</i> spp.							
<i>Cuspidaria</i> spp.							
<i>Dendostrea sandvicensis</i>							
<i>Dimya mimula</i>							
<i>Epicodakia</i> sp. cf. <i>pygmaea</i>							
<i>Epicodakia</i> sp. A							
<i>Epicodakia</i> spp.							
<i>Ervilia bisculpta</i>							
<i>Fragum mundum</i>	2	4	1	2	0	1	10
<i>Grammatomya kanaka</i>							
<i>Haumea juddi</i>							
<i>Hiatella arctica</i>	1	1	0	0	0	0	2
<i>Irus</i> spp.							
<i>Isognomon californicum</i>							
<i>Isognomon</i> sp. cf. <i>incisum</i>							
<i>Isognomon perna</i>							
<i>Isognomon</i> spp.							
<i>Kellia hawaiiensis</i>	2	3	4	0	0	1	10
<i>Kellia</i> sp. cf. <i>rosea</i>							
<i>Kona bucki</i>							

Table E.2—Continued.

Taxon	No. of Individuals						Total
	1	2	Replicate		5	6	
			3	4			
<i>Kona symmetrica</i>	0	0	0	0	4	2	6
<i>Kona</i> spp.							
<i>Laevichlamys irregularis</i>							
<i>Lasaea hawaiiensis</i>							
Lasaeidae spp.							
<i>Leiochasmea elongata</i>							
Leptonacea spp.							
<i>Lima</i> spp.	0	0	0	0	1	0	1
<i>Limopsis</i> spp.							
<i>Lioconcha hieroglyphica</i>							
<i>Lioconcha</i> spp.							
<i>Lonoa hawaiiensis</i>							
<i>Lucina edentula</i>							
Lucinidae spp.	0	0	0	0	1	0	1
<i>Macoma dispar</i>							
<i>Macoma obliquilineata</i>	0	0	0	0	3	0	3
<i>Mactra thanumi</i>							
<i>Malleus regula</i>	0	2	0	0	2	0	4
<i>Malleus</i> spp.							
<i>Modiolus matris</i>							
<i>Modiolus</i> spp.							
Mytilidae sp. A							
Mytilidae sp. B							
Mytilidae sp. C							
Mytilidae sp. D							
Mytilidae spp.	0	2	0	0	0	0	2
<i>Nucula hawaiiensis</i>	0	0	0	2	0	0	2
<i>Ostrea</i> spp.	1	17	22	5	21	18	84
Pectinidae							
<i>Pillucina hawaiiensis</i>	0	1	0	0	0	0	1
<i>Pillucina spaldingi</i>							
<i>Pillucina</i> spp.							
<i>Pinctada</i> spp.	4	4	0	4	8	4	24
<i>Pinna</i> spp. <sup>a</sup>	0	+	0	0	+	+	+
<i>Poromya transversa</i>							
Psammobiidae							
<i>Pteria</i> spp.							
<i>Rocheffortina sandwichensis</i>	4	15	6	6	11	11	53
<i>Semelangulus crebrimaculatus</i>	0	0	0	0	0	1	1
<i>Semelangulus</i> spp.							
<i>Semele australis</i>							
<i>Septifer bryanae</i>	5	22	13	8	9	12	69
<i>Septifer</i> spp.							
<i>Spondylus</i> spp.	0	0	0	0	0	3	3
<i>Tellina crucigera</i>							
<i>Tellina hawaiiensis</i>							
<i>Tellina oahuana</i>							
<i>Tellina perna</i>							
<i>Tellina robusta</i>							
<i>Tellina</i> sp. A							
<i>Tellina</i> sp. B							
<i>Tellina</i> sp. C							
<i>Tellina</i> sp. D							
<i>Tellina</i> sp. E							
<i>Tellina</i> spp.							

Table E.2 — *Continued.*

Taxon	No. of Individuals						Total
	1	2	Replicate		5	6	
			3	4			
Teredinidae spp.	0	1	0	0	0	0	1
Veneridae spp.							
Bivalvia sp. A							
Bivalvia sp. B							
Bivalvia sp. C							
Bivalvia spp.	0	0	0	0	0	2	2
<b>GASTROPODA</b>							
<i>Aclis</i> sp. A	0	1	0	0	0	0	1
<i>Acteocina hawaiiensis</i>	0	0	0	0	1	0	1
<i>Acteocina sandwicensis</i>							
<i>Acteocina</i> sp. A							
<i>Acteocina</i> spp.							
<i>Alcyna ocellata</i>	5	4	4	7	5	3	28
<i>Alcyna subangulata</i>	1	0	1	1	2	2	7
<i>Alvania isolata</i>							
<i>Amathina bicarinata</i>	0	1	0	0	1	0	2
<i>Anacithara perfecta</i>							
Ancylidae spp. <sup>b</sup>							
<i>Antisabia foliacea</i>							
Aplysiidae spp.							
Architectonicidae spp.							
<i>Argyropeza</i> spp.							
<i>Aspella producta</i>							
<i>Aspella</i> spp.							
<i>Atys debilis</i>							
<i>Atys kuhnsi</i>							
<i>Atys semistriata</i>							
<i>Atys</i> spp.							
<i>Balcis acanthyllis</i>							
<i>Balcis aciculata</i>							
<i>Balcis</i> cf. <i>brunnimaculata</i>							
<i>Balcis conoidalis</i>							
<i>Balcis letsonae</i>							
<i>Balcis</i> spp.	3	2	2	0	1	1	9
<i>Barleeia brevilabiosa</i>							
<i>Barleeia labiosa</i>							
<i>Barleeia</i> spp.							
<i>Benthonella</i> spp.							
<i>Berthella</i> spp.							
<i>Bittium impendens</i>	1	0	0	2	0	1	4
<i>Bittium</i> spp.							
<i>Brookula iki</i>							
Buccinidae spp.							
<i>Bulla vernicosa</i>	0	1	0	0	0	2	3
<i>Bulla</i> spp.							
<i>Bullina scabra</i>							
<i>Bursa rhodostoma</i>							
<i>Bursa</i> spp.							
<i>Caducifer decapitata</i>	0	1	1	0	0	0	2
<i>Caecum arcuatum</i>	33	47	30	41	48	26	225
<i>Caecum</i> cf. <i>glabella</i>							
<i>Caecum glabriformis</i>							
<i>Caecum oahuense</i>							
<i>Caecum sepimentum</i>							

Table E.2—Continued.

Taxon	No. of Individuals						Total
	1	2	Replicate		5	6	
			3	4			
<i>Caecum</i> spp.							
<i>Cancilla carnicolor</i> <sup>b</sup>	0	0	0	0	0	1	1
<i>Cancilla granatina</i>							
<i>Carinapex minutissima</i>	3	5	4	3	2	0	17
<i>Carinapex papillosa</i>							
<i>Carinapex</i> spp.	1	1	0	0	0	0	2
Cephalaspidea spp.	0	1	1	0	0	0	2
<i>Cerithidium diplax</i>	9	7	7	3	21	4	51
<i>Cerithidium perparvulum</i>	20	34	26	32	67	35	214
<i>Cerithiopsis</i> sp. A							
<i>Cerithiopsis</i> spp.	0	0	0	0	1	2	3
<i>Cerithium atromarginatum</i>							
<i>Cerithium columna</i>	4	9	5	6	11	7	42
<i>Cerithium echinatum</i>							
<i>Cerithium egenum</i>	0	1	0	0	0	0	1
<i>Cerithium glareosum</i>							
<i>Cerithium gracilis</i>							
<i>Cerithium interstriatum</i>	2	2	2	4	9	7	26
<i>Cerithium matukense</i>							
<i>Cerithium morus</i>							
<i>Cerithium nesioticum</i>	0	0	0	0	2	0	2
<i>Cerithium rostratum</i>	0	0	0	0	0	1	1
<i>Cerithium</i> sp. cf. <i>placidum</i>							
<i>Cerithium zebrum</i>	0	0	2	0	0	0	2
<i>Cerithium</i> spp.	0	2	2	1	0	0	5
<i>Ceritoturris bittium</i>							
<i>Cheilea equestris</i>							
<i>Circulus</i> spp.							
<i>Cirsotrema varicosum</i>							
<i>Clavus mighelsi</i>	0	1	0	1	1	1	4
<i>Clavus nodifera</i>							
<i>Clavus pusilla</i>							
<i>Clavus</i> sp. cf. <i>powelli</i>							
<i>Clavus</i> spp.							
<i>Collonista candida</i>							
Columbellidae spp.							
<i>Conus pulicarius</i>							
<i>Conus</i> spp.							
<i>Coralliophila</i> spp.							
Coralliophilidae spp.							
Costellariidae spp.							
<i>Crucibulum spinosum</i>							
<i>Cycloscala hyalina</i>							
<i>Cyclostremiscus emeryi</i>	0	0	0	2	2	3	7
<i>Cyclostremiscus striatus</i>							
<i>Cyclostremiscus</i> sp. A							
<i>Cyclostremiscus</i> spp.							
<i>Cylichna pusilla</i>							
Cymatiidae spp.							
<i>Cypraea</i> spp.							
<i>Cystiscus huna</i>							
Daphnellinae spp.							
<i>Dendropoma platypus</i>							
<i>Dendropoma</i> spp.	0	5	7	1	15	1	29



Table E.2 — *Continued.*

Taxon	No. of Individuals						Total
	1	2	Replicate		5	6	
			3	4			
<i>Dentimargo pumila</i>							
<i>Diala scopulorum</i>							
<i>Diala semistriata</i>	5	9	6	15	17	11	63
<i>Diala</i> spp.							
<i>Diniatys dentifer</i>							
<i>Diodora granifera</i>							
<i>Diodora octogona</i>							
<i>Diodora ruppelli</i>							
<i>Drupella ochrostoma</i>							
<i>Drupella</i> spp.							
<i>Duplicaria gouldi</i>							
<i>Eatoniella janetaylorae</i>							
<i>Eatoniella pigmenta</i>	0	0	0	0	0	1	1
<i>Eatoniella</i> spp.							
<i>Echineulima</i> spp.							
<i>Elachisina robertsoni</i>							
<i>Elacorbis callusa</i>							
<i>Emarginula dilecta</i>							
<i>Engina albocincta</i>							
<i>Epitonium</i> spp.	0	1	0	0	0	0	1
<i>Erato sandwicensis</i>							
<i>Etrema acricula</i>	1	0	0	0	0	0	1
<i>Euchelus gemmatus</i>							
<i>Euchelus</i> spp.							
<i>Eucithara angiostoma</i>	0	1	0	1	0	0	2
<i>Eucithara pusilla</i>							
<i>Eucylotoma albomacula</i>							
<i>Eulima peasei</i>							
<i>Eulimidae</i> spp.							
<i>Euplica varians</i>							
<i>Euplica</i> spp.							
<i>Evalea peasei</i>							
<i>Evalea waikikiensis</i>							
<i>Evalea</i> spp.							
<i>Favartia garretti</i>							
<i>Finella pupoides</i>							
<i>Fossarus garretti</i>							
<i>Gibbula marmorea</i>							
<i>Granula sandwicensis</i>	2	0	0	0	1	7	10
<i>Granulina vitrea</i>	0	0	1	0	6	0	7
<i>Granulina</i> spp.							
<i>Gyrineum</i> spp.							
<i>Haminoea curta</i>							
<i>Haminoea cymbalum</i>							
<i>Haminoea</i> spp.							
<i>Hastula albula</i>							
<i>Hastula inconstans</i>							
<i>Hastula lanceata</i>							
<i>Hastula matheroniana</i>							
<i>Heliacus implexus</i>	0	0	0	1	0	2	3
<i>Heliacus sterkii</i>							
<i>Heliacus</i> sp. A							
<i>Heliacus</i> spp.							
<i>Herviera gliiriella</i>	0	1	3	1	3	2	10
<i>Herviera patricia</i>							

Table E.2—Continued.

Taxon	No. of Individuals						Total
	1	2	Replicate		5	6	
			3	4			
<i>Herviera</i> spp.							
<i>Hinemoa indica</i>							
<i>Hipponix australis</i>	0	0	0	2	2	1	5
<i>Hipponix imbricatus</i>							
<i>Hipponix pilosus</i>	3	0	5	3	10	5	26
<i>Hipponix</i> spp.							
<i>Imbricaria olivaeformis</i>							
<i>Iniforis ordinata</i>							
<i>Ittibittium parcum</i>	0	0	0	0	2	0	2
<i>Julia exquisita</i>	2	2	1	2	1	3	11
Juliidae spp.							
<i>Kermia aniani</i>							
<i>Kermia brunnea</i>							
<i>Kermia cylindrica</i>							
<i>Kermia daedalea</i>							
<i>Kermia melanoxytum</i>							
<i>Kermia</i> spp.							
<i>Kolonella hawaiiensis</i>							
<i>Kolonella</i> spp.							
<i>Leptothyra rubricincta</i>							
<i>Leptothyra verruca</i>	0	0	1	0	1	0	2
<i>Leptothyra</i> spp.							
<i>Lienardia apiculata</i>							
<i>Lienardia crassicostata</i>							
<i>Lienardia mighelsi</i>							
<i>Lienardia</i> spp.							
Liotiinae spp.	0	0	2	0	0	0	2
<i>Littoraria</i> spp.							
<i>Lophocochlias minutissimus</i>	9	11	9	5	18	18	70
<i>Lophocochlias</i> sp. A							
<i>Lophocochlias</i> spp.							
<i>Lovellona peaseana</i>							
<i>Lovellona</i> spp.							
<i>Macteola segesta</i>							
Marginellidae spp.	0	2	0	0	0	0	2
<i>Meioceras sandwichensis</i>							
<i>Merelina granulosa</i>	0	2	0	0	0	1	3
<i>Merelina hewa</i>	0	0	0	1	0	0	1
<i>Merelina wanawana</i>							
<i>Merelina</i> spp.							
<i>Metaxia albicephala</i>	0	0	0	0	0	2	2
<i>Metaxia brunnicephala</i>	1	0	0	1	0	0	2
<i>Metaxia</i> spp.							
<i>Microdaphne morrisoni</i>							
<i>Microdaphne trichodes</i>	0	0	0	1	0	0	1
<i>Miralda paulbarschi</i>							
<i>Miralda scopulorum</i>							
<i>Miralda</i> spp.							
<i>Mitra saltata</i>							
<i>Mitra typha</i>							
<i>Mitra</i> spp.							
<i>Mitrella bella</i>							
<i>Mitrella loyaltensis</i>	0	0	0	0	2	0	2
<i>Mitrella margarita</i>							
<i>Mitrella rorida</i>							

Table E.2 — *Continued.*

Taxon	No. of Individuals						Total
	1	2	Replicate		5	6	
			3	4			
<i>Mitrella</i> spp.							
Mitridae spp.							
<i>Mitrolumna alphonsiana</i>							
<i>Mitrolumna iki</i>							
<i>Mitrolumna metula</i>	0	0	0	0	0	1	1
<i>Mitrolumna</i> sp.	0	0	1	0	0	0	1
<i>Modulus tectum</i>							
<i>Morula</i> spp.	0	0	0	0	1	1	2
Muricidae spp.							
<i>Nassarius crematus</i>							
<i>Nassarius dermestina</i>							
<i>Nassarius</i> spp.	0	0	1	0	0	1	2
<i>Natica gualteriana</i>							
<i>Natica</i> spp.							
<i>Nerita</i> spp.							
<i>Nesiodostomia quarta</i>							
<i>Nesiodostomia</i> spp.							
<i>Odostomia gulicki</i>							
<i>Odostomia oxia</i>							
<i>Odostomia stearnsiella</i>							
<i>Odostomia</i> spp.	0	0	0	0	1	0	1
<i>Omalaxis</i> spp.							
<i>Omalogyra japonica</i>							
<i>Omalogyra</i> sp. A							
<i>Omalogyra</i> spp.							
<i>Opalia attenuata</i>							
<i>Opalia</i> spp.							
<i>Orbitestella regina</i>	2	1	1	0	6	1	11
<i>Orbitestella</i> sp. A							
<i>Orbitestella</i> sp. B							
<i>Orbitestella</i> spp.							
<i>Otopleura mirabilis</i>							
<i>Parashiela beetsi</i>	10	30	21	23	64	25	173
<i>Peasiella tantilla</i>							
<i>Peristernia chlorostoma</i>	0	0	0	0	1	0	1
<i>Phenacolepas scobinata</i>							
<i>Phenacolepas</i> spp.							
<i>Philippia oxytropis</i>	1	1	1	0	0	2	5
<i>Philippia radiata</i>	0	0	0	0	2	0	2
<i>Philippia</i> spp.							
Physidae <sup>c</sup> spp.							
<i>Planaxis suturalis</i>							
<i>Planaxis</i> spp.							
<i>Plesiotrochus luteus</i>	1	1	0	0	1	0	3
<i>Polinices tumidus</i> <sup>b</sup>	1	0	0	2	0	1	4
<i>Powellisetia fallax</i>	0	0	0	0	1	0	1
<i>Prodotia iostomus</i>							
<i>Pseudomalaxis</i> spp.							
<i>Pterygia pudica</i>							
<i>Pupa pudica</i>							
<i>Pupa tessellata</i>							
<i>Pupa</i> spp.							
<i>Pusillina marmorata</i>	41	61	34	42	72	57	307
<i>Pusillina</i> spp.							
<i>Pyramidella sulcata</i>							

Table E.2—Continued.

Taxon	No. of Individuals						Total
	1	2	Replicate		5	6	
			3	4			
<i>Pyramidella</i> sp. A							
<i>Pyramidella</i> sp. B							
<i>Pyramidella</i> sp. C							
<i>Pyramidella</i> sp. D							
<i>Pyramidella</i> spp.							
Pyramidellidae sp. A							
Pyramidellidae sp. B							
Pyramidellidae sp. C							
Pyramidellidae sp. D							
Pyramidellidae spp.							
<i>Pyramidelloides angusta</i>							
<i>Pyramidelloides gracilis</i>	0	0	0	0	0	1	1
<i>Pyramidelloides miranda</i>	0	1	0	0	0	0	1
<i>Pyramidelloides suta</i>							
<i>Pyrgulina oodes</i>	0	1	0	0	0	0	1
<i>Pyrgulina</i> spp.							
<i>Rastodens</i> spp.							
<i>Rhinoclavis articulata</i>							
<i>Rissoella confusa confusa</i>							
<i>Rissoella longispira</i>	6	5	5	4	10	4	34
<i>Rissoella</i> spp.	0	0	0	0	12	0	12
Rissoidea spp.							
<i>Rissoina ambigua</i>	1	2	0	1	0	0	4
<i>Rissoina cerithiiformis</i>	13	20	13	9	21	11	87
<i>Rissoina costata</i>							
<i>Rissoina imbricata</i>						2	2
<i>Rissoina pulchella</i>	10	14	5	10	22	7	68
<i>Rissoina</i> spp.	0	0	0	2	3	0	5
<i>Rufodardanula conica</i>							
<i>Rufodardanula ponderi</i>							
<i>Rufodardanula</i> sp. A							
<i>Rufodardanula</i> spp.							
<i>Sansonia kenneyi</i>	3	2	2	2	6	4	19
<i>Sansonia</i> sp. A							
<i>Sansonia</i> spp.							
<i>Scabricola newcombii</i>							
<i>Scalenostoma</i> spp.							
<i>Scaliola</i> spp.	1	6	6	5	8	2	28
<i>Schwartziella ephamilla</i>	15	24	23	27	42	32	163
<i>Schwartziella triticea</i>							
<i>Scissurella coronata</i>							
<i>Scissurella pseudoequatoria</i>							
<i>Scissurella</i> spp.							
<i>Seminella peasei</i>	0	0	0	1	0	1	2
<i>Seminella smithi</i>	0	1	0	0	0	0	1
<i>Seminella</i> spp.							
<i>Serpulorbis variabilis</i>							
<i>Serpulorbis</i> spp.	0	0	0	1	0	0	1
<i>Sinezona insignis</i>							
<i>Smaragdia bryanae</i>							
<i>Stilifer</i> spp.							
<i>Stosicia hiloense</i>							
<i>Strebloceras subannulatum</i>	2	1	0	0	0	1	4
<i>Strombus dentatus</i>							
<i>Strombus heli</i>							

Table E.2 — *Continued.*

Taxon	No. of Individuals						Total
	1	2	Replicate		5	6	
			3	4			
<i>Strombus maculata</i>							
<i>Strombus</i> spp.	0	1	0	0	0	3	4
<i>Styliferina goniochila</i>	2	3	3	1	5	5	19
<i>Synaptocochlea concinna</i>							
<i>Subcancilla</i> sp. cf. <i>flammea</i>							
<i>Subcancilla</i> spp.							
<i>Teinostoma sulcata</i>							
<i>Teinostoma</i> spp.							
<i>Terebra affinis</i>							
<i>Terebra nodularis</i>							
<i>Terebra</i> spp.							
<i>Terenolla</i> sp. cf. <i>pygmaea</i>							
<i>Thala milium</i>							
<i>Thala</i> spp.	0	0	0	0	0	1	1
<i>Tricolia variabilis</i>	2	4	4	2	8	4	24
<i>Triphora coralina</i>							
<i>Triphora peasei</i>							
<i>Triphora tessellata</i>							
<i>Triphora</i> spp.	5	7	8	10	7	2	39
<i>Tritonoturris cumingii</i>							
<i>Tritonoturris</i> spp.							
<i>Trivia hordacea</i>							
<i>Trivia pellucida</i>							
<i>Trivia globosa pilula</i>							
<i>Trivia</i> spp.							
<i>Trochus intextus</i>	0	0	2	0	1	1	4
<i>Trochus</i> spp.							
<i>Tugali oblonga</i>							
<i>Tugali</i> spp.							
<i>Turbo sandwicensis</i>	0	0	0	0	3	0	3
<i>Turbonilla cornelliana</i>	0	0	0	1	0	0	1
<i>Turbonilla lirata</i>							
<i>Turbonilla thaanumi</i>	0	0	0	0	0	3	3
<i>Turbonilla</i> sp. A							
<i>Turbonilla</i> sp. B							
<i>Turbonilla</i> sp. C							
<i>Turbonilla</i> sp. D							
<i>Turbonilla</i> sp. E							
<i>Turbonilla</i> sp. F							
<i>Turbonilla</i> sp. G							
<i>Turbonilla</i> spp.	1	1	1	0	1	0	4
Turridae spp.	0	0	0	1	0	0	1
<i>Turridrupa consobrina</i>							
<i>Umbraculum</i> spp.							
<i>Vanikoro cancellata</i>							
<i>Vanikoro</i> spp.							
<i>Vepracula brunonia</i>							
Vermetidae spp.							
<i>Vexillum adamsianum</i>							
<i>Vexillum approximatum</i>							
<i>Vexillum cosmani</i>							
<i>Vexillum diutenera</i>	1	3	0	0	0	0	4
<i>Vexillum interruptum</i>							
<i>Vexillum lenhilli</i>							
<i>Vexillum micra</i>							

Table E.2—Continued.

Taxon	No. of Individuals						Total
	Replicate						
	1	2	3	4	5	6	
<i>Vexillum pacificum</i>							
<i>Vexillum patriarchalis</i>							
<i>Vexillum piceum</i>							
<i>Vexillum rubrum</i>							
<i>Vexillum rufofilosum</i>							
<i>Vexillum suavis</i>							
<i>Vexillum</i> sp. A							
<i>Vexillum</i> spp.	0	1	1	0	0	1	3
<i>Viriola cancellata</i>							
<i>Viriola fallax</i>							
<i>Viriola</i> spp.	4	1	2	3	0	1	11
Vitrinellidae spp.							
<i>Volvarina fusiformis</i>							
<i>Volvarina</i> spp.							
<i>Williamia radiata</i>	1	4	1	1	3	7	17
<i>Xenuroturris</i> spp.							
<i>Zebina bidentata</i>							
<i>Zebina tridentata</i> <sup>b</sup>	0	1	0	0	0	0	1
<i>Zebina</i> spp.	0	1	0	0	0	0	1
Gastropoda sp. A	1	0	0	0	1	0	2
Gastropoda sp. B							
Gastropoda spp.	1	0	0	0	1	0	2
SCAPHOPODA							
Scaphopoda spp.							
CEPHALOPODA							
POLYPLACOPHORA							
<i>Chiton</i> spp.							
Total No. of Individuals	254	440	312	324	646	401	2,377
Total No. of Individuals/cm <sup>3</sup>	10.2	17.6	12.5	13.0	25.8	16.0	15.8
Total No. of Taxa	50	69	50	55	69	69	128

<sup>a</sup> *Pinna* are indicated by a "+" or "++" for larval shells and by "frag" for shell fragments.

<sup>b</sup> Taxon new to Wai'anae ocean outfall.

<sup>c</sup> Freshwater mollusk.

Table E.3. Taxon abundance from six replicates for mollusk components, Wai'anae ocean outfall sampling station ZE, O'ahu, Hawai'i, June 2010.

Taxon	No. of Individuals						Total
	1	2	Replicate		5	6	
			3	4			
<b>BIVALVIA</b>							
<i>Acar</i> sp. cf. <i>plicata</i>							
<i>Adipicola</i> sp. cf. <i>crypta</i>							
<i>Amygdalum</i> spp.							
<i>Anisodonta angulata</i>							
<i>Anisodonta lutea</i>							
<i>Anomia nobilis</i>							
<i>Arca kauaia</i>							
<i>Arca ventricosa</i>							
<i>Arca</i> spp.							
Arcidae spp.							
<i>Barbatia divaricata</i>	0	0	0	0	1	0	1
<i>Barbatia lima</i>							
<i>Barbatia nuttingi</i>							
<i>Barbatia</i> spp.	0	1	0	0	0	0	1
<i>Bentharca</i> sp. cf. <i>decorata</i>							
<i>Brachidontes crebristriatus</i>							
<i>Cardita aviculina</i>							
<i>Cardita thaanumi</i>							
<i>Cardita</i> spp.							
<i>Carditella hawaiiensis</i>	0	0	1	0	0	0	1
<i>Carditella</i> spp.							
<i>Chama</i> spp.							
<i>Chlamydella</i> sp. A							
<i>Chlamydella</i> spp.							
<i>Chlamys coruscan hawaiiensis</i>							
<i>Chlamys kauaiensis</i>							
<i>Chlamys</i> sp. B							
<i>Chlamys</i> spp.							
<i>Codakia</i> spp.							
<i>Cosa waikikia</i>	11	5	3	0	9	3	31
<i>Crenella</i> spp.							
<i>Ctena bella</i>							
<i>Ctena transversa</i>	0	0	0	0	1	0	1
<i>Ctena</i> spp.							
<i>Cuspidaria</i> spp.							
<i>Dendostrea sandvicensis</i>							
<i>Dimya mimula</i>							
<i>Epicodakia</i> sp. cf. <i>pygmaea</i>							
<i>Epicodakia</i> sp. A							
<i>Epicodakia</i> spp.							
<i>Ervilia bisculpta</i>	3	2	1	0	1	1	8
<i>Fragum mundum</i>	1	5	3	1	6	4	20
<i>Grammatomya kanaka</i>							
<i>Haumea juddi</i>							
<i>Hiatella arctica</i>							
<i>Irus</i> spp.							
<i>Isognomon californicum</i>							
<i>Isognomon</i> sp. cf. <i>incisum</i>							
<i>Isognomon perna</i>							
<i>Isognomon</i> spp.							
<i>Kellia hawaiiensis</i>	2	0	2	0	0	0	4
<i>Kellia</i> sp. cf. <i>rosea</i>							
<i>Kona bucki</i>							

Table E.3—Continued.

Taxon	No. of Individuals						Total
	1	2	Replicate		5	6	
			3	4			
<i>Kona symmetrica</i>							
<i>Kona</i> spp.							
<i>Laevichlamys irregularis</i>							
<i>Lasaea hawaiiensis</i>							
Lasaeidae spp.							
<i>Leiochasmea elongata</i>							
Leptonacea spp.							
<i>Lima</i> spp.							
<i>Limopsis</i> spp.							
<i>Lioconcha hieroglyphica</i>							
<i>Lioconcha</i> spp.							
<i>Lonoa hawaiiensis</i>							
<i>Lucina edentula</i>							
Lucinidae spp.	0	0	0	0	0	1	1
<i>Macoma dispar</i>							
<i>Macoma obliquilineata</i>	0	0	0	2	0	0	2
<i>Mactra thanumi</i>							
<i>Malleus regula</i>	0	1	0	0	0	0	1
<i>Malleus</i> spp.							
<i>Modiolus matris</i>							
<i>Modiolus</i> spp.							
Mytilidae sp. A							
Mytilidae sp. B							
Mytilidae sp. C							
Mytilidae sp. D							
Mytilidae spp.							
<i>Nucula hawaiiensis</i>							
<i>Ostrea</i> spp.	3	1	0	0	0	0	4
Pectinidae							
<i>Pillucina hawaiiensis</i>							
<i>Pillucina spaldingi</i>							
<i>Pillucina</i> spp.							
<i>Pinctada</i> spp.	0	2	0	0	0	1	3
<i>Pinna</i> spp. <sup>a</sup>	0	+	0	+	0	0	+
<i>Poromya transversa</i>							
Psammobiidae							
<i>Pteria</i> spp.							
<i>Rochefortina sandwichensis</i>	3	2	1	1	3	2	12
<i>Semelangulus crebrimaculatus</i>	1	1	0	0	0	0	2
<i>Semelangulus</i> spp.							
<i>Semele australis</i>							
<i>Septifer bryanae</i>	10	5	3	1	2	7	28
<i>Septifer</i> spp.							
<i>Spondylus</i> spp.							
<i>Tellina crucigera</i>	0	0	0	0	1	0	1
<i>Tellina hawaiiensis</i>							
<i>Tellina oahuana</i>	1	0	2	1	0	0	4
<i>Tellina perna</i>	2	0	0	0	0	0	2
<i>Tellina robusta</i>							
<i>Tellina</i> sp. A							
<i>Tellina</i> sp. B							
<i>Tellina</i> sp. C							
<i>Tellina</i> sp. D							
<i>Tellina</i> sp. E							
<i>Tellina</i> spp.	0	2	0	0	0	0	2



Table E.3 — *Continued.*

Taxon	No. of Individuals						Total
	1	2	Replicate		5	6	
			3	4			
Teredinidae spp.							
Veneridae spp.							
Bivalvia sp. A							
Bivalvia sp. B							
Bivalvia sp. C							
Bivalvia spp.	1	0	0	1	0	0	2
<b>GASTROPODA</b>							
<i>Aclis</i> sp. A	0	1	0	0	0	0	1
<i>Acteocina hawaiiensis</i>	1	0	0	0	0	1	2
<i>Acteocina sandwicensis</i>	4	2	1	0	1	2	10
<i>Acteocina</i> sp. A							
<i>Acteocina</i> spp.							
<i>Alcyna ocellata</i>	3	2	5	4	10	2	26
<i>Alcyna subangulata</i>	4	1	0	0	0	2	7
<i>Alvania isolata</i>	0	0	0	2	0	1	3
<i>Amathina bicarinata</i>							
<i>Anacithara perfecta</i>							
Ancylidae spp. <sup>b</sup>							
<i>Antisabia foliacea</i>	2	3	0	1	1	0	7
Aplysiidae spp.							
Architectonicidae spp.							
<i>Argyropeza</i> spp.							
<i>Aspella producta</i>							
<i>Aspella</i> spp.							
<i>Atys debilis</i>							
<i>Atys kuhnsi</i>							
<i>Atys semistriata</i>	3	0	1	0	0	0	4
<i>Atys</i> spp.							
<i>Balcis acanthyllis</i>							
<i>Balcis aciculata</i>							
<i>Balcis</i> cf. <i>brunnimaculata</i>							
<i>Balcis conoidalis</i>							
<i>Balcis letsonae</i>							
<i>Balcis</i> spp.	1	5	2	5	4	2	19
<i>Barleeia brevilabiosa</i>							
<i>Barleeia labiosa</i>	0	0	1	1	0	1	3
<i>Barleeia</i> spp.							
<i>Benthonella</i> spp.							
<i>Berthella</i> spp.							
<i>Bittium impendens</i>	1	3	0	2	6	4	16
<i>Bittium</i> spp.							
<i>Brookula iki</i>							
Buccinidae spp.							
<i>Bulla vernicosa</i>	0	1	0	0	0	0	1
<i>Bulla</i> spp.							
<i>Bullina scabra</i>							
<i>Bursa rhodostoma</i>							
<i>Bursa</i> spp.							
<i>Caducifer decapitata</i>							
<i>Caecum arcuatum</i>	4	1	2	2	3	3	15
<i>Caecum</i> cf. <i>glabella</i>							
<i>Caecum glabriformis</i>							
<i>Caecum oahuense</i>							
<i>Caecum sepimentum</i>							

Table E.3—Continued.

Taxon	No. of Individuals						Total
	1	2	Replicate		5	6	
			3	4			
<i>Caecum</i> spp.							
<i>Cancilla carnicolor</i> <sup>b</sup>							
<i>Cancilla granatina</i>							
<i>Cancilla</i> spp.							
<i>Carinapex minutissima</i>	3	3	0	2	2	1	11
<i>Carinapex papillosa</i>	0	0	0	0	0	1	1
<i>Carinapex</i> spp.							
Cephalaspidea spp.							
<i>Cerithidium diplax</i>	18	14	9	12	18	15	86
<i>Cerithidium perparvulum</i>	84	77	44	67	85	59	416
<i>Cerithiopsis</i> sp. A							
<i>Cerithiopsis</i> spp.	1	1	2	2	3	0	9
<i>Cerithium atromarginatum</i>							
<i>Cerithium columna</i>	1	3	3	2	0	1	10
<i>Cerithium echinatum</i>							
<i>Cerithium egenum</i>							
<i>Cerithium glareosum</i>							
<i>Cerithium gracilis</i>							
<i>Cerithium interstriatum</i>	4	3	1	2	10	5	25
<i>Cerithium matukense</i>							
<i>Cerithium morus</i>							
<i>Cerithium nesioticum</i>	5	7	2	0	1	3	18
<i>Cerithium rostratum</i>	0	1	0	1	0	0	2
<i>Cerithium</i> sp. cf. <i>placidum</i>							
<i>Cerithium zebrum</i>	8	0	4	2	7	10	31
<i>Cerithium</i> spp.	2	4	0	6	5	3	20
<i>Ceritoturris bittium</i>	0	1	0	0	0	0	1
<i>Cheilea equestris</i>							
<i>Circulus</i> spp.							
<i>Cirsotrema varicoso</i>							
<i>Clavus mighelsi</i>	0	0	0	0	0	1	1
<i>Clavus nodifera</i>							
<i>Clavus pusilla</i>							
<i>Clavus</i> sp. cf. <i>powelli</i>							
<i>Clavus</i> spp.	2	0	0	1	0	0	3
<i>Collonista candida</i>	0	0	3	1	1	0	5
Columbellidae spp.							
<i>Conus pulicarius</i>							
<i>Conus</i> spp.							
<i>Coralliophila</i> spp.							
Coralliophilidae spp.							
Costellariidae spp.							
<i>Crucibulum spinosum</i>							
<i>Cycloscala hyalina</i>							
<i>Cyclostremiscus emeryi</i>	5	1	0	0	1	1	8
<i>Cyclostremiscus striatus</i>	1	0	0	0	0	0	1
<i>Cyclostremiscus</i> sp. A							
<i>Cyclostremiscus</i> spp.							
<i>Cylichna pusilla</i>							
Cymatiidae spp.							
<i>Cypraea</i> spp.							
<i>Cystiscus huna</i>							
Daphnellinae spp.							
<i>Dendropoma platypus</i>							
<i>Dendropoma</i> spp.	13	2	0	3	11	9	38

Table E.3 — *Continued.*

Taxon	No. of Individuals						Total
	1	2	Replicate		5	6	
<i>Dentimargo pumila</i>	0	0	0	0	0	1	1
<i>Diala scopulorum</i>	50	29	35	37	40	25	216
<i>Diala semistriata</i>							
<i>Diala</i> spp.							
<i>Diniatys dentifer</i>	0	0	2	0	0	0	2
<i>Diodora granifera</i>	1	0	0	0	0	1	2
<i>Diodora octogona</i>							
<i>Diodora ruppelli</i>							
<i>Drupella ochrostoma</i>							
<i>Drupella</i> spp.							
<i>Duplicaria gouldi</i>							
<i>Eatoniella janetaylorae</i>	0	0	1	0	0	0	1
<i>Eatoniella pigmenta</i>							
<i>Eatoniella</i> spp.							
<i>Echineulima</i> spp.							
<i>Elachisina robertsoni</i>							
<i>Elacorbis callusa</i>							
<i>Emarginula dilecta</i>							
<i>Engina albocincta</i>							
<i>Epitonium</i> spp.							
<i>Erato sandwicensis</i>							
<i>Etrema acricula</i>	0	0	0	0	1	0	1
<i>Euchelus gemmatus</i>							
<i>Euchelus</i> spp.	4	0	0	0	2	1	7
<i>Eucithara angiostoma</i>							
<i>Eucithara pusilla</i>							
<i>Eucylotoma albomacula</i>							
<i>Eulima peasei</i>							
<i>Eulimidae</i> spp.							
<i>Euplica varians</i>							
<i>Euplica</i> spp.							
<i>Evalea peasei</i>							
<i>Evalea waikikiensis</i>							
<i>Evalea</i> spp.							
<i>Favartia garretti</i>							
<i>Finella pupoides</i>							
<i>Fossarus garretti</i>							
<i>Gibbula marmorea</i>	0	1	0	0	7	1	9
<i>Granula sandwicensis</i>	1	0	0	0	0	0	1
<i>Granulina vitrea</i>							
<i>Granulina</i> spp.							
<i>Gyrineum</i> spp.							
<i>Haminoea curta</i>							
<i>Haminoea cymbalum</i>							
<i>Haminoea</i> spp.							
<i>Hastula albula</i>							
<i>Hastula inconstans</i>							
<i>Hastula lanceata</i>							
<i>Hastula matheroniana</i>							
<i>Heliacus implexus</i>	0	0	1	0	0	0	1
<i>Heliacus sterkii</i>							
<i>Heliacus</i> sp. A							
<i>Heliacus</i> spp.							
<i>Herviera gliiriella</i>	4	2	3	4	8	2	23
<i>Herviera patricia</i>							

Table E.3—Continued.

Taxon	No. of Individuals						Total
	1	2	Replicate		5	6	
			3	4			
<i>Herviera</i> spp.							
<i>Hinemoa indica</i>							
<i>Hipponix australis</i>	0	0	0	0	1	0	1
<i>Hipponix imbricatus</i>							
<i>Hipponix pilosus</i>	1	1	0	0	0	1	3
<i>Hipponix</i> spp.							
<i>Imbricaria olivaeformis</i>							
<i>Inforis ordinata</i>							
<i>Ittibittium parcum</i>	7	8	5	11	8	7	46
<i>Julia exquisita</i>	0	1	0	0	1	0	2
Juliidae spp.	0	0	0	0	0	1	1
<i>Kermia aniani</i>							
<i>Kermia brunnea</i>							
<i>Kermia cylindrica</i>							
<i>Kermia daedalea</i>							
<i>Kermia melanoxytum</i>							
<i>Kermia</i> spp.							
<i>Kolonella hawaiiensis</i>							
<i>Kolonella</i> spp.							
<i>Leptothyra rubricincta</i>	3	0	1	0	0	1	5
<i>Leptothyra verruca</i>	1	1	2	1	1	2	8
<i>Leptothyra</i> spp.							
<i>Lienardia apiculata</i>							
<i>Lienardia crassicostata</i>							
<i>Lienardia mighelsi</i>							
<i>Lienardia</i> spp.							
Liotiinae spp.	0	0	1	0	0	0	1
<i>Littoraria</i> spp.							
<i>Lophocochlias minutissimus</i>	27	24	9	27	32	21	140
<i>Lophocochlias</i> sp. A	3	0	0	3	2	2	10
<i>Lophocochlias</i> spp.							
<i>Lovellona peaseana</i>							
<i>Lovellona</i> spp.							
<i>Macteola segesta</i>							
Marginellidae spp.	0	1	0	0	3	0	4
<i>Meioceras sandwichensis</i>							
<i>Merelina granulosa</i>	1	2	2	3	1	1	10
<i>Merelina hewa</i>	2	3	0	0	1	2	8
<i>Merelina wanawana</i>	0	1	0	0	0	1	2
<i>Merelina</i> spp.	0	0	3	0	0	0	3
<i>Metaxia albicephala</i>	1	1	1	0	0	3	6
<i>Metaxia brunnicephala</i>	0	2	0	0	0	0	2
<i>Metaxia</i> spp.							
<i>Microdaphne morrisoni</i>							
<i>Microdaphne trichodes</i>	0	0	0	0	1	0	1
<i>Miralda paulbartschi</i>	0	0	0	0	1	0	1
<i>Miralda scopulorum</i>	3	1	0	4	2	0	10
<i>Miralda</i> spp.							
<i>Mitra saltata</i>							
<i>Mitra typha</i>							
<i>Mitra</i> spp.							
<i>Mitrella bella</i>							
<i>Mitrella loyaltensis</i>							
<i>Mitrella margarita</i>							
<i>Mitrella rorida</i>							

Table E.3 — *Continued.*

Taxon	No. of Individuals						Total
	1	2	Replicate		5	6	
			3	4			
<i>Mitrella</i> spp.							
Mitridae spp.							
<i>Mitrolumna alphonsiana</i>							
<i>Mitrolumna iki</i>							
<i>Mitrolumna metula</i>							
<i>Mitrolumna</i> sp.	2	0	0	0	0	0	2
<i>Modulus tectum</i>	0	1	0	0	0	0	1
<i>Morula</i> spp.	0	0	0	0	1	0	1
Muricidae spp.							
<i>Nassarius crematus</i>							
<i>Nassarius dermestina</i>							
<i>Nassarius</i> spp.							
<i>Natica gualteriana</i>							
<i>Natica</i> spp.							
<i>Nerita</i> spp.							
<i>Nesiodostomia quarta</i>							
<i>Nesiodostomia</i> spp.							
<i>Odostomia gulicki</i>							
<i>Odostomia oxia</i>							
<i>Odostomia stearnsiella</i>							
<i>Odostomia</i> spp.							
<i>Omalaxis</i> spp.							
<i>Omalogyra japonica</i>	0	0	0	1	0	0	1
<i>Omalogyra</i> sp. A							
<i>Omalogyra</i> spp.							
<i>Opalia attenuata</i>							
<i>Opalia</i> spp.							
<i>Orbitestella regina</i>	3	1	1	5	8	3	21
<i>Orbitestella</i> sp. A							
<i>Orbitestella</i> sp. B							
<i>Orbitestella</i> spp.							
<i>Otopleura mirabilis</i>							
<i>Parashiela beetsi</i>	18	12	13	14	17	14	88
<i>Peasiella tantilla</i>							
<i>Peristernia chlorostoma</i>							
<i>Phenacolepas scobinata</i>							
<i>Phenacolepas</i> spp.							
<i>Philippia oxytropis</i>							
<i>Philippia radiata</i>							
<i>Philippia</i> spp.							
Physidae <sup>c</sup> spp.							
<i>Planaxis suturalis</i>	0	0	0	2	1	0	3
<i>Planaxis</i> spp.							
<i>Plesiotrochus luteus</i>	4	1	1	1	3	0	10
<i>Polinices tumidus</i> <sup>b</sup>	3	1	0	1	1	3	9
<i>Powellisetia fallax</i>							
<i>Prodotia iostomus</i>							
<i>Pseudomalaxis</i> spp.							
<i>Pterygia pudica</i>							
<i>Pupa pudica</i>							
<i>Pupa tessellata</i>							
<i>Pupa</i> spp.	1	1	0	1	0	1	4
<i>Pusillina marmorata</i>	43	33	22	21	35	28	182
<i>Pusillina</i> spp.							
<i>Pyramidella sulcata</i>							

Table E.3—Continued.

Taxon	No. of Individuals						Total
	1	2	Replicate		5	6	
			3	4			
<i>Pyramidella</i> sp. A							
<i>Pyramidella</i> sp. B							
<i>Pyramidella</i> sp. C							
<i>Pyramidella</i> sp. D							
<i>Pyramidella</i> spp.							
Pyramidellidae sp. A							
Pyramidellidae sp. B							
Pyramidellidae sp. C							
Pyramidellidae sp. D							
Pyramidellidae spp.	4	0	0	0	0	0	4
<i>Pyramidelloides angusta</i>							
<i>Pyramidelloides gracilis</i>	0	2	0	1	1	0	4
<i>Pyramidelloides miranda</i>							
<i>Pyramidelloides suta</i>							
<i>Pyrgulina oodes</i>	2	1	0	0	1	0	4
<i>Pyrgulina</i> spp.							
<i>Rastodens</i> spp.							
<i>Rhinoclavis articulata</i>							
<i>Rissoella confusa confusa</i>	0	0	1	0	0	0	1
<i>Rissoella longispira</i>	1	3	3	2	2	0	11
<i>Rissoella</i> spp.	0	1	0	0	2	2	5
Rissoidea spp.	0	0	0	0	1	2	3
<i>Rissoina ambigua</i>	0	0	1	0	0	1	2
<i>Rissoina cerithiiformis</i>	2	3	4	5	5	8	27
<i>Rissoina costata</i>	0	0	0	0	0	2	2
<i>Rissoina imbricata</i>							
<i>Rissoina pulchella</i>	13	14	2	5	17	8	59
<i>Rissoina</i> spp.							
<i>Rufodardanula conica</i>	1	0	0	0	0	0	1
<i>Rufodardanula ponderi</i>	0	0	0	4	7	0	11
<i>Rufodardanula</i> sp. A							
<i>Rufodardanula</i> spp.	0	2	1	0	0	0	3
<i>Sansonia kenneyi</i>	11	7	3	7	9	9	46
<i>Sansonia</i> sp. A							
<i>Sansonia</i> spp.							
<i>Scabricola newcombii</i>							
<i>Scalenostoma</i> spp.							
<i>Scaliola</i> spp.	15	12	9	5	6	16	63
<i>Schwartziella ephamilla</i>	8	9	7	10	14	12	60
<i>Schwartziella triticea</i>							
<i>Scissurella coronata</i>							
<i>Scissurella pseudoequatoria</i>							
<i>Scissurella</i> spp.							
<i>Seminella peasei</i>							
<i>Seminella smithi</i>							
<i>Seminella</i> spp.	0	0	0	1	0	0	1
<i>Serpulorbis variabilis</i>							
<i>Serpulorbis</i> spp.							
<i>Sinezona insignis</i>	0	0	0	0	1	0	1
<i>Smaragdia bryanae</i>							
<i>Stilifer</i> spp.							
<i>Stosicia hiloense</i>	1	0	0	0	0	0	1
<i>Strebloceras subannulatum</i>	1	0	0	0	2	0	3
<i>Strombus dentatus</i>							
<i>Strombus heli</i>							

Table E.3 — *Continued.*

Taxon	No. of Individuals						Total
	1	2	Replicate		5	6	
			3	4			
<i>Strombus maculata</i>							
<i>Strombus</i> spp.							
<i>Styliferina goniochila</i>	6	1	3	4	6	1	21
<i>Synaptocochlea concinna</i>	1	0	0	0	1	0	2
<i>Subcancilla</i> sp. cf. <i>flammea</i>							
<i>Subcancilla</i> spp.							
<i>Teinostoma sulcata</i>							
<i>Teinostoma</i> spp.							
<i>Terebra affinis</i>							
<i>Terebra nodularis</i>							
<i>Terebra</i> spp.	0	1	1	0	0	3	5
<i>Terenolla</i> sp. cf. <i>pygmaea</i>							
<i>Thala milium</i>							
<i>Thala</i> spp.							
<i>Tricolia variabilis</i>	59	44	18	38	56	34	249
<i>Triphora coralina</i>							
<i>Triphora peasei</i>							
<i>Triphora tessellata</i>							
<i>Triphora</i> spp.	23	12	6	9	12	12	74
<i>Tritonoturris cumingii</i>							
<i>Tritonoturris</i> spp.							
<i>Trivia hordacea</i>							
<i>Trivia pellucida</i>							
<i>Trivia globosa pilula</i>							
<i>Trivia</i> spp.							
<i>Trochus intextus</i>	1	0	1	1	1	0	4
<i>Trochus</i> spp.							
<i>Tugali oblonga</i>							
<i>Tugali</i> spp.							
<i>Turbo sandwicensis</i>	1	0	2	0	1	1	5
<i>Turbonilla cornelliana</i>							
<i>Turbonilla lirata</i>							
<i>Turbonilla thaanumi</i>							
<i>Turbonilla</i> sp. A							
<i>Turbonilla</i> sp. B							
<i>Turbonilla</i> sp. C							
<i>Turbonilla</i> sp. D							
<i>Turbonilla</i> sp. E							
<i>Turbonilla</i> sp. F							
<i>Turbonilla</i> sp. G							
<i>Turbonilla</i> spp.	1	0	1	1	0	0	3
Turridae spp.	0	0	1	1	0	0	2
<i>Turridrupa consobrina</i>							
<i>Umbraculum</i> spp.							
<i>Vanikoro cancellata</i>							
<i>Vanikoro</i> spp.							
<i>Vepracula brunonia</i>	0	0	0	1	0	0	1
Vermetidae spp.							
<i>Vexillum adamsianum</i>							
<i>Vexillum approximatum</i>							
<i>Vexillum cosmani</i>							
<i>Vexillum diutenera</i>							
<i>Vexillum interruptum</i>							
<i>Vexillum lenhilli</i>							
<i>Vexillum micra</i>							

Table E.3—Continued.

Taxon	No. of Individuals						Total
	Replicate						
	1	2	3	4	5	6	
<i>Vexillum pacificum</i>							
<i>Vexillum patriarchalis</i>							
<i>Vexillum piceum</i>							
<i>Vexillum rubrum</i>	0	0	1	1	0	0	2
<i>Vexillum rufofilosum</i>							
<i>Vexillum suavis</i>							
<i>Vexillum</i> sp. A							
<i>Vexillum</i> spp.							
<i>Viriola cancellata</i>							
<i>Viriola fallax</i>							
<i>Viriola</i> spp.	7	3	7	1	4	1	23
Vitrinellidae spp.							
<i>Volvarina fusiformis</i>							
<i>Volvarina</i> spp.							
<i>Williamia radiata</i>	0	1	1	0	1	2	5
<i>Xenuroturris</i> spp.							
<i>Zebina bidentata</i>							
<i>Zebina tridentata</i> <sup>b</sup>							
<i>Zebina</i> spp.							
Gastropoda sp. A	2	2	0	0	3	0	7
Gastropoda sp. B							
Gastropoda spp.							
SCAPHOPODA							
Scaphopoda spp.							
CEPHALOPODA							
POLYPLACOPHORA							
<i>Chiton</i> spp.	2	0	0	0	0	0	2
Total No. of Individuals	553	409	272	358	524	382	2,498
Total No. of Individuals/cm <sup>3</sup>	22.1	16.4	10.9	14.3	21.0	15.3	16.7
Total No. of Taxa	76	72	59	60	71	66	131

<sup>a</sup> *Pinna* are indicated by a "+" or "++" for larval shells and by "frag" for shell fragments.

<sup>b</sup> Taxon new to Wai'anae ocean outfall.

<sup>c</sup> Freshwater mollusk.



Table E.4. Taxon abundance from six replicates for mollusk components, Wai'anae ocean outfall sampling station Z, O'ahu, Hawai'i, June 2010.

Taxon	No. of Individuals						Total
	Replicate						
	1	2	3	4	5	6	
<b>BIVALVIA</b>							
<i>Acar</i> sp. cf. <i>plicata</i>							
<i>Adipicola</i> sp. cf. <i>crypta</i>							
<i>Amygdalum</i> spp.							
<i>Anisodonta angulata</i>							
<i>Anisodonta lutea</i>							
<i>Anomia nobilis</i>							
<i>Arca kauaia</i>							
<i>Arca ventricosa</i>							
<i>Arca</i> spp.							
Arcidae spp.	0	0	0	0	0	1	1
<i>Barbatia divaricata</i>	1	0	0	2	0	0	3
<i>Barbatia lima</i>							
<i>Barbatia nuttingi</i>							
<i>Barbatia</i> spp.							
<i>Bentharca</i> sp. cf. <i>decorata</i>							
<i>Brachidontes crebristriatus</i>							
<i>Cardita aviculina</i>							
<i>Cardita thaanumi</i>							
<i>Cardita</i> spp.							
<i>Carditella hawaiiensis</i>	2	1	2	1	1	1	8
<i>Carditella</i> spp.							
<i>Chama</i> spp.							
<i>Chlamydella</i> sp. A							
<i>Chlamydella</i> spp.							
<i>Chlamys coruscan hawaiiensis</i>							
<i>Chlamys kauaiensis</i>							
<i>Chlamys</i> sp. B							
<i>Chlamys</i> spp.							
<i>Codakia</i> spp.							
<i>Cosa waikikia</i>	0	3	2	0	4	3	12
<i>Crenella</i> spp.							
<i>Ctena bella</i>							
<i>Ctena transversa</i>							
<i>Ctena</i> spp.							
<i>Cuspidaria</i> spp.	1	0	0	1	0	0	2
<i>Dendostrea sandvicensis</i>							
<i>Dimya mimula</i>							
<i>Epicodakia</i> sp. cf. <i>pygmaea</i>							
<i>Epicodakia</i> sp. A							
<i>Epicodakia</i> spp.							
<i>Ervilia biscalpta</i>	0	0	0	1	0	0	1
<i>Fragum mundum</i>	2	0	2	1	1	6	12
<i>Grammatomya kanaka</i>							
<i>Haumea juddi</i>							
<i>Hiatella arctica</i>							
<i>Irus</i> spp.	1	0	0	0	0	0	1
<i>Isognomon californicum</i>							
<i>Isognomon</i> sp. cf. <i>incisum</i>							
<i>Isognomon perna</i>							
<i>Isognomon</i> spp.	0	0	0	0	0	2	2
<i>Kellia hawaiiensis</i>	0	0	1	3	2	0	6
<i>Kellia</i> sp. cf. <i>rosea</i>							
<i>Kona bucki</i>							

Table E.4—Continued.

Taxon	No. of Individuals						Total
	1	2	Replicate		5	6	
			3	4			
<i>Kona symmetrica</i>	0	1	0	2	1	0	4
<i>Kona</i> spp.							
<i>Laevichlamys irregularis</i>							
<i>Lasaea hawaiiensis</i>							
Lasaeidae spp.							
<i>Leiochasma elongata</i>							
Leptonacea spp.							
<i>Lima</i> spp.							
<i>Limopsis</i> spp.							
<i>Lioconcha hieroglyphica</i>							
<i>Lioconcha</i> spp.							
<i>Lonoa hawaiiensis</i>							
<i>Lucina edentula</i>							
Lucinidae spp.	0	1	1	0	0	3	5
<i>Macoma dispar</i>							
<i>Macoma obliquilineata</i>	1	0	0	0	0	0	1
<i>Mactra thanumi</i>							
<i>Malleus regula</i>							
<i>Malleus</i> spp.							
<i>Modiolus matris</i>							
<i>Modiolus</i> spp.							
Mytilidae sp. A							
Mytilidae sp. B							
Mytilidae sp. C							
Mytilidae sp. D							
Mytilidae spp.	1	1	0	1	0	0	3
<i>Nucula hawaiiensis</i>	0	0	1	3	3	0	7
<i>Ostrea</i> spp.	5	1	0	2	5	2	15
Pectinidae							
<i>Pillucina hawaiiensis</i>							
<i>Pillucina spaldingi</i>							
<i>Pillucina</i> spp.							
<i>Pinctada</i> spp.	0	5	0	4	2	0	11
<i>Pinna</i> spp. <sup>a</sup>	0	0	0	0	0	+	+
<i>Poromya transversa</i>							
Psammobiidae							
<i>Pteria</i> spp.							
<i>Rochefortina sandwichensis</i>	4	11	6	0	3	8	32
<i>Semelangulus crebrimaculatus</i>	1	0	0	0	0	0	1
<i>Semelangulus</i> spp.							
<i>Semele australis</i>							
<i>Septifer bryanae</i>	5	6	4	6	3	6	30
<i>Septifer</i> spp.							
<i>Spondylus</i> spp.	0	0	0	0	2	0	2
<i>Tellina crucigera</i>							
<i>Tellina hawaiiensis</i>							
<i>Tellina oahuana</i>							
<i>Tellina perna</i>							
<i>Tellina robusta</i>							
<i>Tellina</i> sp. A							
<i>Tellina</i> sp. B							
<i>Tellina</i> sp. C							
<i>Tellina</i> sp. D							
<i>Tellina</i> sp. E							
<i>Tellina</i> spp.							

Table E.4—Continued.

Taxon	No. of Individuals						Total
	1	2	Replicate		5	6	
			3	4			
Teredinidae spp.							
Veneridae spp.							
Bivalvia sp. A							
Bivalvia sp. B							
Bivalvia sp. C							
Bivalvia spp.	0	1	0	0	0	1	2
<b>GASTROPODA</b>							
<i>Aclis</i> sp. A	1	1	0	0	1	0	3
<i>Acteocina hawaiiensis</i>							
<i>Acteocina sandwicensis</i>							
<i>Acteocina</i> sp. A							
<i>Acteocina</i> spp.							
<i>Alcyna ocellata</i>	2	13	4	9	4	8	40
<i>Alcyna subangulata</i>							
<i>Alvania isolata</i>							
<i>Amathina bicarinata</i>							
<i>Anacithara perfecta</i>							
Ancylidae spp. <sup>b</sup>							
<i>Antisabia foliacea</i>	0	1	0	0	0	0	1
Aplysiidae spp.							
Architectonicidae spp.							
<i>Argyropeza</i> spp.							
<i>Aspella producta</i>							
<i>Aspella</i> spp.							
<i>Atys debilis</i>							
<i>Atys kuhnsi</i>							
<i>Atys semistriata</i>	0	0	1	0	1	0	2
<i>Atys</i> spp.							
<i>Balcis acanthyllis</i>							
<i>Balcis aciculata</i>							
<i>Balcis</i> cf. <i>brunnimaculata</i>							
<i>Balcis conoidalis</i>							
<i>Balcis letsonae</i>							
<i>Balcis</i> spp.	5	8	2	6	5	1	27
<i>Barleeia brevilabiosa</i>							
<i>Barleeia labiosa</i>							
<i>Barleeia</i> spp.							
<i>Benthonella</i> spp.							
<i>Berthella</i> spp.							
<i>Bittium impendens</i>	3	2	0	3	1	6	15
<i>Bittium</i> spp.							
<i>Brookula iki</i>							
Buccinidae spp.							
<i>Bulla vernicosa</i>	0	0	2	1	0	0	3
<i>Bulla</i> spp.							
<i>Bullina scabra</i>							
<i>Bursa rhodostoma</i>							
<i>Bursa</i> spp.							
<i>Caducifer decapitata</i>							
<i>Caecum arcuatum</i>	8	8	3	1	10	6	36
<i>Caecum</i> cf. <i>glabella</i>							
<i>Caecum glabriformis</i>	1	3	0	0	0	0	4
<i>Caecum oahuense</i>							
<i>Caecum sepimentum</i>							

Table E.4—Continued.

Taxon	No. of Individuals						Total
	1	2	Replicate		5	6	
			3	4			
<i>Caecum</i> spp.							
<i>Cancilla carnicolor</i> <sup>b</sup>							
<i>Cancilla granatina</i>							
<i>Cancilla</i> spp.							
<i>Carinapex minutissima</i>	7	0	2	5	6	4	24
<i>Carinapex papillosa</i>	0	0	0	0	0	1	1
<i>Carinapex</i> spp.	0	4	6	0	0	0	10
Cephalaspidea spp.	1	0	1	0	1	1	4
<i>Cerithidium diplax</i>	4	9	4	7	4	8	36
<i>Cerithidium perparvulum</i>	67	72	68	58	66	98	429
<i>Cerithiopsis</i> sp. A							
<i>Cerithiopsis</i> spp.	2	1	2	0	1	5	11
<i>Cerithium atromarginatum</i>							
<i>Cerithium columna</i>	8	8	8	9	10	15	58
<i>Cerithium echinatum</i>							
<i>Cerithium egenum</i>							
<i>Cerithium glareosum</i>							
<i>Cerithium gracilis</i>							
<i>Cerithium interstriatum</i>	7	11	4	1	4	5	32
<i>Cerithium matukense</i>							
<i>Cerithium morus</i>							
<i>Cerithium nesioticum</i>	0	1	0	0	0	1	2
<i>Cerithium rostratum</i>	1	3	0	0	1	0	5
<i>Cerithium</i> sp. cf. <i>placidum</i>							
<i>Cerithium zebrum</i>	0	0	2	1	1	2	6
<i>Cerithium</i> spp.	0	1	1	1	2	2	7
<i>Ceritoturris bittium</i>							
<i>Cheilea equestris</i>							
<i>Circulus</i> spp.							
<i>Cirsotrema varicosa</i>							
<i>Clavus mighelsi</i>	0	0	0	0	1	1	2
<i>Clavus nodifera</i>							
<i>Clavus pusilla</i>							
<i>Clavus</i> sp. cf. <i>powelli</i>							
<i>Clavus</i> spp.	0	0	0	0	0	1	1
<i>Collonista candida</i>	1	2	1	2	3	0	9
Columbellidae spp.							
<i>Conus pulicarius</i>							
<i>Conus</i> spp.	0	0	0	1	0	0	1
<i>Coralliophila</i> spp.							
Coralliophilidae spp.							
Costellariidae spp.							
<i>Crucibulum spinosum</i>							
<i>Cycloscala hyalina</i>							
<i>Cyclostremiscus emeryi</i>	1	0	0	0	0	0	1
<i>Cyclostremiscus striatus</i>	0	0	0	0	0	1	1
<i>Cyclostremiscus</i> sp. A							
<i>Cyclostremiscus</i> spp.							
<i>Cylichna pusilla</i>							
Cymatiidae spp.							
<i>Cypraea</i> spp.							
<i>Cystiscus huna</i>							
Daphnellinae spp.	0	0	0	0	0	1	1
<i>Dendropoma platypus</i>							
<i>Dendropoma</i> spp.	1	8	5	2	3	8	27

Table E.4—Continued.

Taxon	No. of Individuals						Total
	1	2	Replicate		5	6	
			3	4			
<i>Dentimargo pumila</i>							
<i>Diala scopulorum</i>							
<i>Diala semistriata</i>	23	29	30	28	36	40	186
<i>Diala</i> spp.							
<i>Diniatys dentifer</i>	2	2	0	5	3	2	14
<i>Diodora granifera</i>							
<i>Diodora octogona</i>							
<i>Diodora ruppelli</i>							
<i>Drupella ochrostoma</i>							
<i>Drupella</i> spp.							
<i>Duplicaria gouldi</i>							
<i>Eatoniella janetaylorae</i>	0	0	0	4	0	0	4
<i>Eatoniella pigmenta</i>							
<i>Eatoniella</i> spp.							
<i>Echineulima</i> spp.							
<i>Elachisina robertsoni</i>							
<i>Elacorbis callusa</i>							
<i>Emarginula dilecta</i>							
<i>Engina albocincta</i>	0	0	0	1	0	0	1
<i>Epitonium</i> spp.	0	0	0	1	1	0	2
<i>Erato sandwicensis</i>							
<i>Etrema acricula</i>	0	1	1	0	0	1	3
<i>Euchelus gemmatus</i>	0	1	2	0	1	0	4
<i>Euchelus</i> spp.	1	0	0	1	0	2	4
<i>Eucithara anglostoma</i>	0	1	0	0	0	0	1
<i>Eucithara pusilla</i>							
<i>Eucylotoma albomacula</i>							
<i>Eulima peasei</i>							
<i>Eulimidae</i> spp.							
<i>Euplica varians</i>							
<i>Euplica</i> spp.							
<i>Evalea peasei</i>							
<i>Evalea waikikiensis</i>							
<i>Evalea</i> spp.							
<i>Favartia garretti</i>							
<i>Finella pupoides</i>							
<i>Fossarus garretti</i>							
<i>Gibbula marmorea</i>	1	0	0	0	0	0	1
<i>Granula sandwicensis</i>							
<i>Granulina vitrea</i>	0	2	1	0	0	0	3
<i>Granulina</i> spp.							
<i>Gyrineum</i> spp.							
<i>Haminoea curta</i>							
<i>Haminoea cymbalum</i>							
<i>Haminoea</i> spp.	1	0	0	0	0	0	1
<i>Hastula albula</i>							
<i>Hastula inconstans</i>							
<i>Hastula lanceata</i>							
<i>Hastula matheroniana</i>							
<i>Heliacus implexus</i>	0	0	1	0	0	0	1
<i>Heliacus sterkii</i>							
<i>Heliacus</i> sp. A							
<i>Heliacus</i> spp.							
<i>Herviera gliriella</i>	3	3	0	1	1	6	14
<i>Herviera patricia</i>							

Table E.4—Continued.

Taxon	No. of Individuals						Total
	1	2	Replicate		5	6	
			3	4			
<i>Herviera</i> spp.							
<i>Hinemoa indica</i>	0	0	0	0	1	0	1
<i>Hipponix australis</i>	1	1	3	3	3	1	12
<i>Hipponix imbricatus</i>							
<i>Hipponix pilosus</i>	1	3	3	3	4	4	18
<i>Hipponix</i> spp.							
<i>Imbricaria olivaeformis</i>							
<i>Iniforis ordinata</i>							
<i>Ittibittium parcum</i>							
<i>Julia exquisita</i>	1	3	0	0	1	1	6
Juliidae spp.							
<i>Kermia aniani</i>	0	1	0	0	1	2	4
<i>Kermia brunnea</i>							
<i>Kermia cylindrica</i>							
<i>Kermia daedalea</i>							
<i>Kermia melanoxytum</i>							
<i>Kermia</i> spp.							
<i>Kolonella hawaiiensis</i>							
<i>Kolonella</i> spp.							
<i>Leptothyra rubricincta</i>	0	0	1	0	1	0	2
<i>Leptothyra verruca</i>	0	0	0	0	0	1	1
<i>Leptothyra</i> spp.	0	2	0	0	0	0	2
<i>Lienardia apiculata</i>							
<i>Lienardia crassicostata</i>							
<i>Lienardia mighelsi</i>							
<i>Lienardia</i> spp.							
Liotiinae spp.							
<i>Littoraria</i> spp.							
<i>Lophocochlias minutissimus</i>	18	31	21	20	20	29	139
<i>Lophocochlias</i> sp. A							
<i>Lophocochlias</i> spp.							
<i>Lovellona peaseana</i>							
<i>Lovellona</i> spp.							
<i>Macteola segesta</i>							
Marginellidae spp.	1	0	0	4	0	2	7
<i>Meioceras sandwichensis</i>							
<i>Merelina granulosa</i>	0	0	0	0	0	1	1
<i>Merelina hewa</i>	0	0	1	0	0	2	3
<i>Merelina wanawana</i>							
<i>Merelina</i> spp.	4	0	0	0	1	0	5
<i>Metaxia albicephala</i>							
<i>Metaxia brunnicephala</i>	0	0	1	0	1	0	2
<i>Metaxia</i> spp.	0	3	0	0	0	0	3
<i>Microdaphne morrisoni</i>							
<i>Microdaphne trichodes</i>	0	0	0	0	1	1	2
<i>Miralda paulbartschi</i>							
<i>Miralda scopulorum</i>							
<i>Miralda</i> spp.							
<i>Mitra saltata</i>							
<i>Mitra typha</i>							
<i>Mitra</i> spp.							
<i>Mitrella bella</i>							
<i>Mitrella loyaltensis</i>							
<i>Mitrella margarita</i>							
<i>Mitrella rorida</i>							

Table E.4—Continued.

Taxon	No. of Individuals						Total
	1	2	Replicate		5	6	
			3	4			
<i>Mitrella</i> spp.	1	0	0	0	0	0	1
Mitridae spp.	0	0	0	1	0	0	1
<i>Mitrolumna alphonsiana</i>							
<i>Mitrolumna iki</i>							
<i>Mitrolumna metula</i>							
<i>Mitrolumna</i> sp.	0	0	0	1	0	0	1
<i>Modulus tectum</i>	0	0	0	0	0	2	2
<i>Morula</i> spp.	0	3	1	0	0	1	5
Muricidae spp.							
<i>Nassarius crematus</i>							
<i>Nassarius dermestina</i>							
<i>Nassarius</i> spp.	1	0	0	0	0	1	2
<i>Natica gualteriana</i>							
<i>Natica</i> spp.	2	0	0	0	0	0	2
<i>Nerita</i> spp.							
<i>Nesiodostomia quarta</i>	0	0	1	1	0	0	2
<i>Nesiodostomia</i> spp.							
<i>Odostomia gulicki</i>							
<i>Odostomia oxia</i>							
<i>Odostomia stearnsiella</i>							
<i>Odostomia</i> spp.	0	1	2	2	5	0	10
<i>Omalaxis</i> spp.							
<i>Omalogyra japonica</i>	0	0	0	0	0	1	1
<i>Omalogyra</i> sp. A							
<i>Omalogyra</i> spp.	0	0	0	0	1	0	1
<i>Opalia attenuata</i>							
<i>Opalia</i> spp.							
<i>Orbitesella regina</i>	2	3	0	0	1	0	6
<i>Orbitesella</i> sp. A							
<i>Orbitesella</i> sp. B							
<i>Orbitesella</i> spp.							
<i>Otopleura mirabilis</i>							
<i>Parashiela beetsi</i>	9	21	10	9	8	19	76
<i>Peasiella tantilla</i>							
<i>Peristernia chlorostoma</i>	0	0	0	1	0	0	1
<i>Phenacolepas scobinata</i>							
<i>Phenacolepas</i> spp.							
<i>Philippia oxytropis</i>							
<i>Philippia radiata</i>							
<i>Philippia</i> spp.							
Physidae <sup>c</sup> spp.							
<i>Planaxis suturalis</i>	0	0	0	1	0	0	1
<i>Planaxis</i> spp.							
<i>Plesiotrochus luteus</i>	2	1	1	0	2	2	8
<i>Polinices tumidus</i> <sup>b</sup>	0	0	0	0	0	1	1
<i>Powellisetia fallax</i>	0	0	1	1	0	0	2
<i>Prodotia iostomus</i>							
<i>Pseudomalaxis</i> spp.							
<i>Pterygia pudica</i>							
<i>Pupa pudica</i>							
<i>Pupa tessellata</i>							
<i>Pupa</i> spp.							
<i>Pusillina marmorata</i>	26	28	37	20	34	31	176
<i>Pusillina</i> spp.							
<i>Pyramidella sulcata</i>							

Table E.4—Continued.

Taxon	No. of Individuals						Total
	1	2	Replicate		5	6	
			3	4			
<i>Pyramidella</i> sp. A							
<i>Pyramidella</i> sp. B							
<i>Pyramidella</i> sp. C							
<i>Pyramidella</i> sp. D							
<i>Pyramidella</i> spp.							
Pyramidellidae sp. A							
Pyramidellidae sp. B							
Pyramidellidae sp. C							
Pyramidellidae sp. D							
Pyramidellidae spp.	0	0	1	0	0	0	1
<i>Pyramidelloides angusta</i>							
<i>Pyramidelloides gracilis</i>							
<i>Pyramidelloides miranda</i>							
<i>Pyramidelloides suta</i>							
<i>Pyrgulina oodes</i>							
<i>Pyrgulina</i> spp.							
<i>Rastodens</i> spp.							
<i>Rhinoclavis articulata</i>							
<i>Rissoella confusa confusa</i>	0	0	0	0	0	1	1
<i>Rissoella longispira</i>	2	8	0	0	4	5	19
<i>Rissoella</i> spp.	0	0	3	0	0	0	3
Rissoidae spp.	0	0	1	0	0	1	2
<i>Rissoina ambigua</i>	0	0	1	2	2	2	7
<i>Rissoina cerithiiformis</i>	4	10	8	6	5	8	41
<i>Rissoina costata</i>	0	1	0	0	0	0	1
<i>Rissoina imbricata</i>	0	0	0	0	1	1	2
<i>Rissoina pulchella</i>	18	29	20	17	18	23	125
<i>Rissoina</i> spp.							
<i>Rufodardanula conica</i>	0	0	0	1	0	0	1
<i>Rufodardanula ponderi</i>	0	1	0	1	0	1	3
<i>Rufodardanula</i> sp. A							
<i>Rufodardanula</i> spp.							
<i>Sansonia kenneyi</i>	5	7	4	7	13	11	47
<i>Sansonia</i> sp. A							
<i>Sansonia</i> spp.							
<i>Scabricola newcombii</i>							
<i>Scalenostoma</i> spp.							
<i>Scaliola</i> spp.	5	6	12	8	8	14	53
<i>Schwartziella ephamilla</i>	8	16	35	19	19	34	131
<i>Schwartziella triticea</i>							
<i>Scissurella coronata</i>							
<i>Scissurella pseudoequatoria</i>							
<i>Scissurella</i> spp.							
<i>Seminella peasei</i>	0	2	0	1	0	0	3
<i>Seminella smithi</i>	0	1	0	0	0	1	2
<i>Seminella</i> spp.							
<i>Serpulorbis variabilis</i>							
<i>Serpulorbis</i> spp.							
<i>Sinezona insignis</i>							
<i>Smaragdia bryanae</i>							
<i>Stilifer</i> spp.							
<i>Stosicia hiloense</i>	0	0	0	1	0	0	1
<i>Strebloceras subannulatum</i>	3	2	0	0	0	1	6
<i>Strombus dentatus</i>							
<i>Strombus helli</i>							



Table E.4—Continued.

Taxon	No. of Individuals						Total
	1	2	Replicate		5	6	
			3	4			
<i>Strombus maculata</i>							
<i>Strombus</i> spp.	0	0	0	1	0	0	1
<i>Styliferina goniochila</i>	5	4	2	3	2	0	16
<i>Synaptocochlea concinna</i>							
<i>Subcancilla</i> sp. cf. <i>flammea</i>							
<i>Subcancilla</i> spp.							
<i>Teinostoma sulcata</i>							
<i>Teinostoma</i> spp.							
<i>Terebra affinis</i>							
<i>Terebra nodularis</i>							
<i>Terebra</i> spp.	0	1	0	0	0	0	1
<i>Terenolla</i> sp. cf. <i>pygmaea</i>							
<i>Thala milium</i>							
<i>Thala</i> spp.							
<i>Tricolia variabilis</i>	10	12	18	4	9	11	64
<i>Triphora coralina</i>							
<i>Triphora peasei</i>							
<i>Triphora tessellata</i>							
<i>Triphora</i> spp.	12	10	12	7	8	21	70
<i>Tritonoturris cumingii</i>							
<i>Tritonoturris</i> spp.							
<i>Trivia hordacea</i>							
<i>Trivia pellucida</i>							
<i>Trivia globosa pilula</i>							
<i>Trivia</i> spp.							
<i>Trochus intextus</i>	0	0	1	1	0	1	3
<i>Trochus</i> spp.							
<i>Tugali oblonga</i>							
<i>Tugali</i> spp.							
<i>Turbo sandwicensis</i>	1	0	0	0	1	0	2
<i>Turbonilla cornelliana</i>	0	0	1	1	0	1	3
<i>Turbonilla lirata</i>							
<i>Turbonilla thaanumi</i>	0	0	0	1	0	0	1
<i>Turbonilla</i> sp. A							
<i>Turbonilla</i> sp. B							
<i>Turbonilla</i> sp. C							
<i>Turbonilla</i> sp. D							
<i>Turbonilla</i> sp. E							
<i>Turbonilla</i> sp. F							
<i>Turbonilla</i> sp. G							
<i>Turbonilla</i> spp.	0	0	0	1	1	2	4
Turridae spp.	0	0	0	0	0	3	3
<i>Turridrupa consobrina</i>							
<i>Umbraculum</i> spp.							
<i>Vanikoro cancellata</i>							
<i>Vanikoro</i> spp.							
<i>Vepracula brunonia</i>							
Vermetidae spp.							
<i>Vexillum adamsianum</i>							
<i>Vexillum approximatum</i>							
<i>Vexillum cosmani</i>							
<i>Vexillum diutenera</i>	1	1	1	0	0	0	3
<i>Vexillum interruptum</i>							
<i>Vexillum lenhilli</i>							
<i>Vexillum micra</i>							

Table E.4—Continued.

Taxon	No. of Individuals						Total
	Replicate						
	1	2	3	4	5	6	
<i>Vexillum pacificum</i>							
<i>Vexillum patriarchalis</i>							
<i>Vexillum piceum</i>							
<i>Vexillum rubrum</i>	0	0	0	1	1	0	2
<i>Vexillum rufofilosum</i>							
<i>Vexillum suavis</i>							
<i>Vexillum</i> sp. A							
<i>Vexillum</i> spp.	0	0	1	0	0	1	2
<i>Viriola cancellata</i>							
<i>Viriola fallax</i>							
<i>Viriola</i> spp.	4	1	2	0	1	3	11
Vitrinellidae spp.							
<i>Volvarina fusiformis</i>	0	0	0	0	1	0	1
<i>Volvarina</i> spp.							
<i>Williamia radiata</i>	7	3	0	4	1	2	17
<i>Xenuroturrus</i> spp.							
<i>Zebina bidentata</i>							
<i>Zebina tridentata</i> <sup>b</sup>							
<i>Zebina</i> spp.							
Gastropoda sp. A	0	2	0	0	2	0	4
Gastropoda sp. B							
Gastropoda spp.							
SCAPHOPODA							
Scaphopoda spp.							
CEPHALOPODA							
POLYPLACOPHORA							
<i>Chiton</i> spp.							
Total No. of Individuals	329	444	376	329	376	509	2,363
Total No. of Individuals/cm <sup>3</sup>	13.2	17.8	15.0	13.2	15.0	20.4	15.8
Total No. of Taxa	61	67	60	67	69	76	139

<sup>a</sup> *Pinna* are indicated by a "+" or "++" for larval shells and by "frag" for shell fragments.

<sup>b</sup> Taxon new to Wai'anae ocean outfall.

<sup>c</sup> Freshwater mollusk.

Table E.5. Taxon abundance from six replicates for mollusk components, Wai'anae ocean outfall sampling station ZW, O'ahu, Hawai'i, June 2010.

Taxon	No. of Individuals						Total
	1	2	Replicate		5	6	
			3	4			
<b>BIVALVIA</b>							
<i>Acar</i> sp. cf. <i>plicata</i>							
<i>Adipicola</i> sp. cf. <i>crypta</i>							
<i>Amygdalum</i> spp.							
<i>Anisodonta angulata</i>							
<i>Anisodonta lutea</i>							
<i>Anomia nobilis</i>							
<i>Arca kauaia</i>							
<i>Arca ventricosa</i>	0	0	1	1	0	0	2
<i>Arca</i> spp.							
Arcidae spp.							
<i>Barbatia divaricata</i>	0	0	2	1	0	3	6
<i>Barbatia lima</i>							
<i>Barbatia nuttingi</i>							
<i>Barbatia</i> spp.							
<i>Bentharca</i> sp. cf. <i>decorata</i>							
<i>Brachidontes crebristriatus</i>							
<i>Cardita aviculina</i>							
<i>Cardita thaanumi</i>							
<i>Cardita</i> spp.							
<i>Carditella hawaiiensis</i>	0	3	2	1	4	0	10
<i>Carditella</i> spp.							
<i>Chama</i> spp.							
<i>Chlamydella</i> sp. A							
<i>Chlamydella</i> spp.							
<i>Chlamys coruscan hawaiiensis</i>							
<i>Chlamys kauaiensis</i>							
<i>Chlamys</i> sp. B							
<i>Chlamys</i> spp.							
<i>Codakia</i> spp.							
<i>Cosa waikikia</i>	6	8	10	12	1	6	43
<i>Crenella</i> spp.	0	0	0	0	0	2	2
<i>Ctena bella</i>							
<i>Ctena transversa</i>							
<i>Ctena</i> spp.							
<i>Cuspidaria</i> spp.	0	1	1	0	0	0	2
<i>Dendostrea sandvicensis</i>							
<i>Dimya mimula</i>							
<i>Epicodakia</i> sp. cf. <i>pygmaea</i>							
<i>Epicodakia</i> sp. A							
<i>Epicodakia</i> spp.							
<i>Ervilia bisculpta</i>	1	0	0	0	0	0	1
<i>Fragum mundum</i>	2	3	2	3	3	2	15
<i>Grammatomya kanaka</i>							
<i>Haumea juddi</i>							
<i>Hiatella arctica</i>							
<i>Irus</i> spp.							
<i>Isognomon californicum</i>							
<i>Isognomon</i> sp. cf. <i>incisum</i>							
<i>Isognomon perna</i>							
<i>Isognomon</i> spp.							
<i>Kellia hawaiiensis</i>	3	3	3	0	1	1	11
<i>Kellia</i> sp. cf. <i>rosea</i>							
<i>Kona bucki</i>							

Table E.5—Continued.

Taxon	No. of Individuals						Total
	1	2	Replicate		5	6	
			3	4			
<i>Kona symmetrica</i>	0	1	0	1	0	0	2
<i>Kona</i> spp.							
<i>Laevichlamys irregularis</i>							
<i>Lasaea hawaiiensis</i>							
Lasaeidae spp.							
<i>Leiochasmea elongata</i>							
Leptonacea spp.							
<i>Lima</i> spp.	0	0	0	0	1	0	1
<i>Limopsis</i> spp.							
<i>Lioconcha hieroglyphica</i>							
<i>Lioconcha</i> spp.							
<i>Lonoa hawaiiensis</i>							
<i>Lucina edentula</i>							
Lucinidae spp.	1	0	2	2	2	0	7
<i>Macoma dispar</i>							
<i>Macoma obliquilineata</i>	0	1	0	0	0	0	1
<i>Mactra thanumi</i>							
<i>Malleus regula</i>	0	0	1	1	0	0	2
<i>Malleus</i> spp.							
<i>Modiolus matris</i>							
<i>Modiolus</i> spp.							
Mytilidae sp. A							
Mytilidae sp. B							
Mytilidae sp. C							
Mytilidae sp. D							
Mytilidae spp.	0	0	0	2	0	0	2
<i>Nucula hawaiiensis</i>	2	1	1	1	0	2	7
<i>Ostrea</i> spp.	3	7	2	11	2	11	36
Pectinidae							
<i>Pillucina hawaiiensis</i>							
<i>Pillucina spaldingi</i>							
<i>Pillucina</i> spp.							
<i>Pinctada</i> spp.	1	3	6	4	2	0	16
<i>Pinna</i> spp. <sup>a</sup>	+	+	+	+	0	+	+
<i>Poromya transversa</i>							
Psammobiidae							
<i>Pteria</i> spp.							
<i>Rochefortina sandwichensis</i>	14	18	29	30	13	30	134
<i>Semelangulus crebrimaculatus</i>	0	0	1	0	0	0	1
<i>Semelangulus</i> spp.							
<i>Semele australis</i>							
<i>Septifer bryanae</i>	5	12	5	4	8	5	39
<i>Septifer</i> spp.							
<i>Spondylus</i> spp.	2	0	1	3	0	2	8
<i>Tellina crucigera</i>							
<i>Tellina hawaiiensis</i>							
<i>Tellina oahuana</i>							
<i>Tellina perna</i>							
<i>Tellina robusta</i>							
<i>Tellina</i> sp. A							
<i>Tellina</i> sp. B							
<i>Tellina</i> sp. C							
<i>Tellina</i> sp. D							
<i>Tellina</i> sp. E							
<i>Tellina</i> spp.							

Table E.5 — *Continued.*

Taxon	No. of Individuals						Total
	1	2	Replicate		5	6	
			3	4			
Teredinidae spp.							
Veneridae spp.							
Bivalvia sp. A							
Bivalvia sp. B							
Bivalvia sp. C							
Bivalvia spp.							
<b>GASTROPODA</b>							
<i>Aclis</i> sp. A	1	2	0	0	1	2	6
<i>Acteocina hawaiiensis</i>	1	0	0	1	0	0	2
<i>Acteocina sandwicensis</i>							
<i>Acteocina</i> sp. A							
<i>Acteocina</i> spp.							
<i>Alcyna ocellata</i>	1	6	9	6	2	5	29
<i>Alcyna subangulata</i>	0	0	0	0	1	0	1
<i>Alvania isolata</i>							
<i>Amathina bicarinata</i>							
<i>Anacithara perfecta</i>	0	0	0	0	0	1	1
Ancylidae spp. <sup>b</sup>	0	0	1	1	0	0	2
<i>Antisabia foliacea</i>							
Aplysiidae spp.							
Architectonicidae spp.							
<i>Argyropeza</i> spp.							
<i>Aspella producta</i>							
<i>Aspella</i> spp.							
<i>Atys debilis</i>							
<i>Atys kuhnsi</i>							
<i>Atys semistriata</i>	2	0	0	1	2	0	5
<i>Atys</i> spp.							
<i>Balcis acanthyllis</i>							
<i>Balcis aciculata</i>							
<i>Balcis</i> cf. <i>brunnimaculata</i>							
<i>Balcis conoidalis</i>							
<i>Balcis letsonae</i>							
<i>Balcis</i> spp.	1	3	2	5	3	0	14
<i>Barleeia brevilabiosa</i>							
<i>Barleeia labiosa</i>							
<i>Barleeia</i> spp.							
<i>Benthonella</i> spp.							
<i>Berthella</i> spp.							
<i>Bittium impendens</i>	1	0	1	0	0	1	3
<i>Bittium</i> spp.							
<i>Brookula iki</i>							
Buccinidae spp.							
<i>Bulla vernicosa</i>	0	0	0	0	2	1	3
<i>Bulla</i> spp.							
<i>Bullina scabra</i>							
<i>Bursa rhodostoma</i>							
<i>Bursa</i> spp.							
<i>Caducifer decapitata</i>							
<i>Caecum arcuatum</i>	11	9	13	15	8	12	68
<i>Caecum</i> cf. <i>glabella</i>							
<i>Caecum glabriformis</i>	0	1	2	0	0	2	5
<i>Caecum oahuense</i>							
<i>Caecum sepimentum</i>							

Table E.5—Continued.

Taxon	No. of Individuals						Total
	1	2	Replicate		5	6	
			3	4			
<i>Caecum</i> spp.							
<i>Cancilla carnicolor</i> <sup>b</sup>							
<i>Cancilla granatina</i>							
<i>Cancilla</i> spp.							
<i>Carinapex minutissima</i>	2	2	2	0	3	1	10
<i>Carinapex papillosa</i>							
<i>Carinapex</i> spp.	0	0	1	0	0	0	1
Cephalaspidea spp.	1	2	0	1	0	0	4
<i>Cerithidium diplax</i>	15	22	12	13	5	17	84
<i>Cerithidium perparvulum</i>	75	152	110	129	100	113	679
<i>Cerithiopsis</i> sp. A							
<i>Cerithiopsis</i> spp.	0	3	1	1	1	1	7
<i>Cerithium atromarginatum</i>							
<i>Cerithium columna</i>	15	12	11	25	10	16	89
<i>Cerithium echinatum</i>							
<i>Cerithium egenum</i>							
<i>Cerithium glareosum</i>							
<i>Cerithium gracilis</i>							
<i>Cerithium interstriatum</i>	3	11	7	9	5	11	46
<i>Cerithium matukense</i>							
<i>Cerithium morus</i>							
<i>Cerithium nesioticum</i>	0	0	1	0	0	0	1
<i>Cerithium rostratum</i>	0	2	3	2	0	0	7
<i>Cerithium</i> sp. cf. <i>placidum</i>							
<i>Cerithium zebrum</i>							
<i>Cerithium</i> spp.	2	1	0	0	2	0	5
<i>Ceritoturris bittium</i>							
<i>Cheilea equestris</i>							
<i>Circulus</i> spp.							
<i>Cirsotrema varicosa</i>							
<i>Clavus mighelsi</i>							
<i>Clavus nodifera</i>							
<i>Clavus pusilla</i>							
<i>Clavus</i> sp. cf. <i>powelli</i>							
<i>Clavus</i> spp.	1	0	0	0	0	0	1
<i>Collonista candida</i>							
Columbellidae spp.							
<i>Conus pulicarius</i>							
<i>Conus</i> spp.							
<i>Coralliophila</i> spp.							
Coralliophilidae spp.							
Costellariidae spp.	0	0	0	0	0	3	3
<i>Crucibulum spinosum</i>							
<i>Cycloscala hyalina</i>							
<i>Cyclostremiscus emeryi</i>	0	0	0	0	1	0	1
<i>Cyclostremiscus striatus</i>							
<i>Cyclostremiscus</i> sp. A							
<i>Cyclostremiscus</i> spp.							
<i>Cylichna pusilla</i>	0	0	0	0	1	0	1
Cymatiidae spp.							
<i>Cypraea</i> spp.							
<i>Cystiscus huna</i>							
Daphnellinae spp.							
<i>Dendropoma platypus</i>							
<i>Dendropoma</i> spp.	0	1	2	3	1	1	8

Table E.5 — *Continued.*

Taxon	No. of Individuals						Total
	1	2	Replicate		5	6	
<i>Dentimargo pumila</i>	0	0	0	0	0	1	1
<i>Diala scopulorum</i>	42	70	46	58	38	38	292
<i>Diala semistriata</i>							
<i>Diala</i> spp.							
<i>Diniatys dentifer</i>	0	2	2	5	0	1	10
<i>Diodora granifera</i>							
<i>Diodora octogona</i>							
<i>Diodora ruppelli</i>							
<i>Drupella ochrostoma</i>							
<i>Drupella</i> spp.							
<i>Duplicaria gouldi</i>							
<i>Eatoniella janetaylorae</i>	0	2	0	0	0	2	4
<i>Eatoniella pigmenta</i>							
<i>Eatoniella</i> spp.							
<i>Echineulima</i> spp.							
<i>Elachisina robertsoni</i>							
<i>Elacorbis callusa</i>							
<i>Emarginula dilecta</i>							
<i>Engina albocincta</i>							
<i>Epitonium</i> spp.	1	0	0	1	0	0	2
<i>Erato sandwicensis</i>							
<i>Etrema acricula</i>	0	0	0	1	0	0	1
<i>Euchelus gemmatus</i>	1	3	0	1	0	0	5
<i>Euchelus</i> spp.							
<i>Eucithara angiostoma</i>							
<i>Eucithara pusilla</i>							
<i>Eucylotoma albomacula</i>							
<i>Eulima peasei</i>							
<i>Eulimidae</i> spp.							
<i>Euplica varians</i>							
<i>Euplica</i> spp.							
<i>Evalea peasei</i>							
<i>Evalea waikikiensis</i>							
<i>Evalea</i> spp.							
<i>Favartia garretti</i>							
<i>Finella pupoides</i>							
<i>Fossarus garretti</i>							
<i>Gibbula marmorea</i>	0	1	0	0	0	0	1
<i>Granula sandwicensis</i>	2	0	0	2	3	0	7
<i>Granulina vitrea</i>	0	4	0	3	0	2	9
<i>Granulina</i> spp.							
<i>Gyrineum</i> spp.							
<i>Haminoea curta</i>							
<i>Haminoea cymbalum</i>	1	0	0	0	0	0	1
<i>Haminoea</i> spp.	0	0	0	0	2	1	3
<i>Hastula albula</i>							
<i>Hastula inconstans</i>							
<i>Hastula lanceata</i>							
<i>Hastula matheroniana</i>							
<i>Heliacus implexus</i>	0	0	0	2	0	0	2
<i>Heliacus sterkii</i>							
<i>Heliacus</i> sp. A							
<i>Heliacus</i> spp.							
<i>Herviera gliiriella</i>	2	4	1	4	3	4	18
<i>Herviera patricia</i>							

Table E.5—Continued.

Taxon	No. of Individuals						Total
	1	2	Replicate		5	6	
			3	4			
<i>Herviera</i> spp.							
<i>Hinemoa indica</i>							
<i>Hipponix australis</i>	3	2	1	3	1	3	13
<i>Hipponix imbricatus</i>							
<i>Hipponix pilosus</i>	3	2	1	1	1	0	8
<i>Hipponix</i> spp.							
<i>Imbricaria olivaeformis</i>							
<i>Inforis ordinata</i>							
<i>Ittibittium parcum</i>	0	0	0	1	0	0	1
<i>Julia exquisita</i>	1	5	1	0	0	2	9
Juliidae spp.	0	0	0	5	0	0	5
<i>Kermia aniani</i>	1	0	0	0	1	1	3
<i>Kermia brunnea</i>							
<i>Kermia cylindrica</i>							
<i>Kermia daedalea</i>							
<i>Kermia melanoxytum</i>							
<i>Kermia</i> spp.							
<i>Kolonella hawaiiensis</i>							
<i>Kolonella</i> spp.							
<i>Leptothyra rubricincta</i>	2	0	0	0	0	0	2
<i>Leptothyra verruca</i>	0	1	1	0	0	0	2
<i>Leptothyra</i> spp.							
<i>Lienardia apiculata</i>							
<i>Lienardia crassicostata</i>							
<i>Lienardia mighelsi</i>	0	0	0	1	0	0	1
<i>Lienardia</i> spp.							
Liotiinae spp.	0	0	1	1	0	0	2
<i>Littoraria</i> spp.							
<i>Lophocochlias minutissimus</i>	17	43	31	30	14	16	151
<i>Lophocochlias</i> sp. A							
<i>Lophocochlias</i> spp.							
<i>Lovellona peaseana</i>							
<i>Lovellona</i> spp.							
<i>Macteola segesta</i>							
Marginellidae spp.							
<i>Meioceras sandwichensis</i>							
<i>Merelina granulosa</i>	0	3	2	2	0	0	7
<i>Merelina hewa</i>	0	0	1	0	0	0	1
<i>Merelina wanawana</i>							
<i>Merelina</i> spp.	0	0	0	0	0	1	1
<i>Metaxia albicephala</i>							
<i>Metaxia brunnicephala</i>	0	0	1	0	0	0	1
<i>Metaxia</i> spp.	1	1	0	1	0	0	3
<i>Microdaphne morrisoni</i>							
<i>Microdaphne trichodes</i>							
<i>Miralda paulbartschi</i>							
<i>Miralda scopulorum</i>							
<i>Miralda</i> spp.							
<i>Mitra saltata</i>							
<i>Mitra typha</i>							
<i>Mitra</i> spp.							
<i>Mitrella bella</i>							
<i>Mitrella loyaltensis</i>	0	0	0	0	0	1	1
<i>Mitrella margarita</i>							
<i>Mitrella rorida</i>							



Table E.5 — *Continued.*

Taxon	No. of Individuals						Total
	1	2	Replicate		5	6	
			3	4			
<i>Mitrella</i> spp.	0	1	0	0	1	0	2
Mitridae spp.	0	0	0	0	1	0	1
<i>Mitrolumna alphonsiana</i>							
<i>Mitrolumna iki</i>							
<i>Mitrolumna metula</i>							
<i>Mitrolumna</i> sp.	0	0	2	0	2	1	5
<i>Modulus tectum</i>	0	0	1	1	0	0	2
<i>Morula</i> spp.	2	1	3	0	0	0	6
Muricidae spp.							
<i>Nassarius crematus</i>							
<i>Nassarius dermestina</i>							
<i>Nassarius</i> spp.	0	0	0	0	1	0	1
<i>Natica gualteriana</i>							
<i>Natica</i> spp.							
<i>Nerita</i> spp.							
<i>Nesiodostomia quarta</i>							
<i>Nesiodostomia</i> spp.							
<i>Odostomia gulicki</i>							
<i>Odostomia oxia</i>							
<i>Odostomia stearnsiella</i>							
<i>Odostomia</i> spp.	0	2	0	0	0	0	2
<i>Omalaxis</i> spp.							
<i>Omalogyra japonica</i>	0	0	2	0	0	2	4
<i>Omalogyra</i> sp. A							
<i>Omalogyra</i> spp.							
<i>Opalia attenuata</i>							
<i>Opalia</i> spp.							
<i>Orbitestella regina</i>	0	0	3	2	0	0	5
<i>Orbitestella</i> sp. A							
<i>Orbitestella</i> sp. B							
<i>Orbitestella</i> spp.							
<i>Otopleura mirabilis</i>							
<i>Parashiela beetsi</i>	23	39	39	27	20	28	176
<i>Peasiella tantilla</i>							
<i>Peristernia chlorostoma</i>	1	0	1	0	0	0	2
<i>Phenacolepas scobinata</i>							
<i>Phenacolepas</i> spp.							
<i>Philippia oxytropis</i>							
<i>Philippia radiata</i>							
<i>Philippia</i> spp.							
Physidae <sup>c</sup> spp.	1	2	0	0	1	1	5
<i>Planaxis suturalis</i>							
<i>Planaxis</i> spp.							
<i>Plesiotrochus luteus</i>	0	1	5	5	3	2	16
<i>Polinices tumidus</i> <sup>b</sup>	0	0	0	0	0	1	1
<i>Powellisetia fallax</i>	2	3	2	3	0	5	15
<i>Prodotia iostomus</i>							
<i>Pseudomalaxis</i> spp.							
<i>Pterygia pudica</i>							
<i>Pupa pudica</i>							
<i>Pupa tessellata</i>							
<i>Pupa</i> spp.							
<i>Pusillina marmorata</i>	39	61	47	55	35	67	304
<i>Pusillina</i> spp.							
<i>Pyramidella sulcata</i>							

Table E.5—Continued.

Taxon	No. of Individuals						Total
	1	2	Replicate		5	6	
			3	4			
<i>Pyramidella</i> sp. A							
<i>Pyramidella</i> sp. B							
<i>Pyramidella</i> sp. C							
<i>Pyramidella</i> sp. D							
<i>Pyramidella</i> spp.							
Pyramidellidae sp. A							
Pyramidellidae sp. B							
Pyramidellidae sp. C							
Pyramidellidae sp. D							
Pyramidellidae spp.							
<i>Pyramidelloides angusta</i>							
<i>Pyramidelloides gracilis</i>							
<i>Pyramidelloides miranda</i>	0	0	2	0	0	0	2
<i>Pyramidelloides suta</i>							
<i>Pyrgulina oodes</i>	0	1	0	0	0	0	1
<i>Pyrgulina</i> spp.							
<i>Rastodens</i> spp.							
<i>Rhinoclavis articulata</i>							
<i>Rissoella confusa confusa</i>							
<i>Rissoella longispira</i>	5	5	4	7	0	6	27
<i>Rissoella</i> spp.	0	0	4	7	3	5	19
Rissoidea spp.	0	1	0	0	0	0	1
<i>Rissoina ambigua</i>	1	0	0	0	0	0	1
<i>Rissoina cerithiiformis</i>	2	2	0	4	1	6	15
<i>Rissoina costata</i>							
<i>Rissoina imbricata</i>	0	0	0	0	1	0	1
<i>Rissoina pulchella</i>	18	44	42	34	26	38	202
<i>Rissoina</i> spp.							
<i>Rufodardanula conica</i>							
<i>Rufodardanula ponderi</i>	0	0	1	0	0	0	1
<i>Rufodardanula</i> sp. A							
<i>Rufodardanula</i> spp.	0	1	0	0	0	0	1
<i>Sansonia kenneyi</i>	3	7	1	6	0	3	20
<i>Sansonia</i> sp. A							
<i>Sansonia</i> spp.							
<i>Scabricola newcombii</i>							
<i>Scalenostoma</i> spp.							
<i>Scaliola</i> spp.	11	19	13	17	11	12	83
<i>Schwartziella ephamilla</i>	15	24	20	17	18	18	112
<i>Schwartziella triticea</i>							
<i>Scissurella coronata</i>							
<i>Scissurella pseudoequatoria</i>							
<i>Scissurella</i> spp.							
<i>Seminella peasei</i>	1	0	1	2	1	0	5
<i>Seminella smithi</i>	0	1	1	0	0	1	3
<i>Seminella</i> spp.							
<i>Serpulorbis variabilis</i>							
<i>Serpulorbis</i> spp.							
<i>Sinezona insignis</i>							
<i>Smaragdia bryanae</i>							
<i>Stilifer</i> spp.							
<i>Stosicia hiloense</i>							
<i>Strebloceras subannulatum</i>	2	0	3	1	3	5	14
<i>Strombus dentatus</i>							
<i>Strombus heli</i>							

Table E.5 — *Continued.*

Taxon	No. of Individuals						Total
	1	2	Replicate		5	6	
			3	4			
<i>Strombus maculata</i>	0	0	0	0	0	1	1
<i>Strombus</i> spp.	0	0	0	0	0	1	1
<i>Styliferina goniochila</i>	2	6	11	4	1	1	25
<i>Synaptocochlea concinna</i>							
<i>Subcancilla</i> sp. cf. <i>flammea</i>							
<i>Subcancilla</i> spp.	0	0	1	0	0	0	1
<i>Teinostoma sulcata</i>	0	0	1	0	0	0	1
<i>Teinostoma</i> spp.							
<i>Terebra affinis</i>							
<i>Terebra nodularis</i>							
<i>Terebra</i> spp.	2	0	0	1	0	0	3
<i>Terenolla</i> sp. cf. <i>pygmaea</i>							
<i>Thala milium</i>							
<i>Thala</i> spp.	0	0	0	0	0	1	1
<i>Tricolia variabilis</i>	8	20	15	21	13	14	91
<i>Triphora coralina</i>							
<i>Triphora peasei</i>							
<i>Triphora tessellata</i>							
<i>Triphora</i> spp.	4	10	9	12	13	17	65
<i>Tritonoturris cumingii</i>							
<i>Tritonoturris</i> spp.							
<i>Trivia hordacea</i>							
<i>Trivia pellucida</i>							
<i>Trivia globosa pilula</i>							
<i>Trivia</i> spp.							
<i>Trochus intextus</i>	0	0	1	0	0	0	1
<i>Trochus</i> spp.							
<i>Tugali oblonga</i>							
<i>Tugali</i> spp.							
<i>Turbo sandwicensis</i>	1	0	0	1	0	0	2
<i>Turbonilla cornelliana</i>	0	1	0	0	0	1	2
<i>Turbonilla lirata</i>							
<i>Turbonilla thaanumi</i>	2	1	0	2	0	0	5
<i>Turbonilla</i> sp. A							
<i>Turbonilla</i> sp. B							
<i>Turbonilla</i> sp. C							
<i>Turbonilla</i> sp. D							
<i>Turbonilla</i> sp. E							
<i>Turbonilla</i> sp. F							
<i>Turbonilla</i> sp. G							
<i>Turbonilla</i> spp.	0	0	1	0	1	0	2
Turridae spp.	0	2	0	0	0	0	2
<i>Turridrupa consobrina</i>							
<i>Umbraculum</i> spp.							
<i>Vanikoro cancellata</i>							
<i>Vanikoro</i> spp.							
<i>Vepracula brunonia</i>							
Vermetidae spp.							
<i>Vexillum adamsianum</i>							
<i>Vexillum approximatum</i>							
<i>Vexillum cosmani</i>							
<i>Vexillum diutenera</i>	0	0	1	0	0	1	2
<i>Vexillum interruptum</i>	0	0	0	1	0	0	1
<i>Vexillum lenhilli</i>							
<i>Vexillum micra</i>							

Table E.5—Continued.

Taxon	No. of Individuals						Total
	Replicate						
	1	2	3	4	5	6	
<i>Vexillum pacificum</i>							
<i>Vexillum patriarchalis</i>							
<i>Vexillum piceum</i>							
<i>Vexillum rubrum</i>							
<i>Vexillum rufofilosum</i>							
<i>Vexillum suavis</i>							
<i>Vexillum</i> sp. A							
<i>Vexillum</i> spp.							
<i>Viriola cancellata</i>							
<i>Viriola fallax</i>							
<i>Viriola</i> spp.	2	1	1	7	3	0	14
Vitrinellidae spp.							
<i>Volvarina fusiformis</i>	2	0	1	0	0	2	5
<i>Volvarina</i> spp.							
<i>Williamia radiata</i>	5	2	4	3	1	0	15
<i>Xenuroturrus</i> spp.							
<i>Zebina bidentata</i>							
<i>Zebina tridentata</i> <sup>b</sup>							
<i>Zebina</i> spp.	0	0	0	0	3	0	3
Gastropoda sp. A	0	0	2	2	1	0	5
Gastropoda sp. B							
Gastropoda spp.							
SCAPHOPODA							
Scaphopoda spp.							
CEPHALOPODA							
POLYPLACOPHORA							
<i>Chiton</i> spp.							
Total No. of Individuals	403	691	581	653	412	563	3,303
Total No. of Individuals/cm <sup>3</sup>	16.1	27.6	23.2	26.1	16.5	22.5	22.0
Total No. of Taxa	64	68	78	73	59	64	136

<sup>a</sup> *Pinna* are indicated by a "+" or "++" for larval shells and by "frag" for shell fragments.

<sup>b</sup> Taxon new to Wai'anae ocean outfall.

<sup>c</sup> Freshwater mollusk.

Table E.6. Taxon abundance from six replicates for mollusk components, Wai'anae ocean outfall sampling station W9, O'ahu, Hawai'i, June 2010.

Taxon	No. of Individuals						Total
	1	2	Replicate		5	6	
			3	4			
<b>BIVALVIA</b>							
<i>Acar</i> sp. cf. <i>plicata</i>							
<i>Adipicola</i> sp. cf. <i>crypta</i>							
<i>Amygdalum</i> spp.							
<i>Anisodonta angulata</i>							
<i>Anisodonta lutea</i>							
<i>Anomia nobilis</i>							
<i>Arca kauaia</i>							
<i>Arca ventricosa</i>							
<i>Arca</i> spp.							
Arcidae spp.							
<i>Barbatia divaricata</i>	1	0	0	0	1	0	2
<i>Barbatia lima</i>							
<i>Barbatia nuttingi</i>							
<i>Barbatia</i> spp.							
<i>Bentharca</i> sp. cf. <i>decorata</i>							
<i>Brachidontes crebristriatus</i>							
<i>Cardita aviculina</i>							
<i>Cardita thaanumi</i>							
<i>Cardita</i> spp.							
<i>Carditella hawaiiensis</i>	0	2	4	2	1	1	10
<i>Carditella</i> spp.							
<i>Chama</i> spp.							
<i>Chlamydella</i> sp. A							
<i>Chlamydella</i> spp.							
<i>Chlamys coruscan hawaiiensis</i>							
<i>Chlamys kauaiensis</i>							
<i>Chlamys</i> sp. B							
<i>Chlamys</i> spp.							
<i>Codakia</i> spp.							
<i>Cosa waikikia</i>	11	11	5	15	10	19	71
<i>Crenella</i> spp.							
<i>Ctena bella</i>	1	0	0	0	0	0	1
<i>Ctena transversa</i>							
<i>Ctena</i> spp.							
<i>Cuspidaria</i> spp.	0	0	1	2	1	0	4
<i>Dendostrea sandvicensis</i>							
<i>Dimya mimula</i>							
<i>Epicodakia</i> sp. cf. <i>pygmaea</i>							
<i>Epicodakia</i> sp. A							
<i>Epicodakia</i> spp.							
<i>Ervilia bisculpta</i>	0	0	1	3	1	2	7
<i>Fragum mundum</i>	0	0	0	1	0	0	1
<i>Grammatomya kanaka</i>							
<i>Haumea juddi</i>							
<i>Hiatella arctica</i>							
<i>Irus</i> spp.							
<i>Isognomon californicum</i>							
<i>Isognomon</i> sp. cf. <i>incisum</i>							
<i>Isognomon perna</i>							
<i>Isognomon</i> spp.							
<i>Kellia hawaiiensis</i>	0	2	3	0	3	1	9
<i>Kellia</i> sp. cf. <i>rosea</i>							
<i>Kona bucki</i>							

Table E.6—Continued.

Taxon	No. of Individuals						Total
	1	2	Replicate		5	6	
			3	4			
<i>Kona symmetrica</i>	0	1	0	0	0	2	3
<i>Kona</i> spp.							
<i>Laevichlamys irregularis</i>							
<i>Lasaea hawaiiensis</i>							
Lasaeidae spp.							
<i>Leiochasmea elongata</i>							
Leptonacea spp.							
<i>Lima</i> spp.	0	0	0	0	1	0	1
<i>Limopsis</i> spp.							
<i>Lioconcha hieroglyphica</i>							
<i>Lioconcha</i> spp.							
<i>Lonoa hawaiiensis</i>							
<i>Lucina edentula</i>							
Lucinidae spp.	2	0	0	0	0	3	5
<i>Macoma dispar</i>							
<i>Macoma obliquilineata</i>	1	1	0	0	0	0	2
<i>Mactra thanumi</i>							
<i>Malleus regula</i>							
<i>Malleus</i> spp.							
<i>Modiolus matris</i>							
<i>Modiolus</i> spp.							
Mytilidae sp. A							
Mytilidae sp. B							
Mytilidae sp. C							
Mytilidae sp. D							
Mytilidae spp.	0	0	0	1	0	0	1
<i>Nucula hawaiiensis</i>	1	2	0	2	2	4	11
<i>Ostrea</i> spp.	1	1	0	3	0	0	5
Pectinidae	0	0	1	1	0	0	2
<i>Pillucina hawaiiensis</i>							
<i>Pillucina spaldingi</i>							
<i>Pillucina</i> spp.							
<i>Pinctada</i> spp.	1	0	0	0	2	0	3
<i>Pinna</i> spp. <sup>a</sup>	+	+	0	frag+	+	+	+
<i>Poromya transversa</i>							
Psammobiidae							
<i>Pteria</i> spp.							
<i>Rochefortina sandwichensis</i>	12	7	10	16	5	17	67
<i>Semelangulus crebrimaculatus</i>	0	0	1	1	0	1	3
<i>Semelangulus</i> spp.							
<i>Semele australis</i>							
<i>Septifer bryanae</i>	5	18	8	6	5	10	52
<i>Septifer</i> spp.							
<i>Spondylus</i> spp.							
<i>Tellina crucigera</i>	0	0	1	1	0	0	2
<i>Tellina hawaiiensis</i>							
<i>Tellina oahuana</i>							
<i>Tellina perna</i>							
<i>Tellina robusta</i>							
<i>Tellina</i> sp. A							
<i>Tellina</i> sp. B							
<i>Tellina</i> sp. C							
<i>Tellina</i> sp. D							
<i>Tellina</i> sp. E							
<i>Tellina</i> spp.	0	0	0	0	2	0	2

Table E.6—Continued.

Taxon	No. of Individuals						Total
	1	2	Replicate		5	6	
			3	4			
Teredinidae spp.							
Veneridae spp.							
Bivalvia sp. A							
Bivalvia sp. B							
Bivalvia sp. C							
Bivalvia spp.							
GASTROPODA							
<i>Aclis</i> sp. A	0	0	2	0	2	1	5
<i>Acteocina hawaiiensis</i>							
<i>Acteocina sandwicensis</i>							
<i>Acteocina</i> sp. A							
<i>Acteocina</i> spp.	0	1	0	0	0	0	1
<i>Alcyna ocellata</i>	3	6	2	9	5	15	40
<i>Alcyna subangulata</i>	0	0	0	0	1	0	1
<i>Alvania isolata</i>							
<i>Amathina bicarinata</i>							
<i>Anacithara perfecta</i>							
Ancylidae spp. <sup>b</sup>							
<i>Antisabia foliacea</i>							
Aplysiidae spp.							
Architectonicidae spp.							
<i>Argyropeza</i> spp.							
<i>Aspella producta</i>							
<i>Aspella</i> spp.							
<i>Atys debilis</i>							
<i>Atys kuhnsi</i>							
<i>Atys semistriata</i>	1	0	0	1	0	0	2
<i>Atys</i> spp.							
<i>Balcis acanthyllis</i>							
<i>Balcis aciculata</i>							
<i>Balcis</i> cf. <i>brunnimaculata</i>							
<i>Balcis conoidalis</i>							
<i>Balcis letsonae</i>							
<i>Balcis</i> spp.	6	5	0	5	3	2	21
<i>Barleeia brevilabiosa</i>							
<i>Barleeia labiosa</i>							
<i>Barleeia</i> spp.							
<i>Benthonella</i> spp.							
<i>Berthella</i> spp.							
<i>Bittium impendens</i>	1	1	2	2	1	1	8
<i>Bittium</i> spp.							
<i>Brookula iki</i>							
Buccinidae spp.							
<i>Bulla vernicosa</i>							
<i>Bulla</i> spp.							
<i>Bullina scabra</i>							
<i>Bursa rhodostoma</i>							
<i>Bursa</i> spp.							
<i>Caducifer decapitata</i>							
<i>Caecum arcuatum</i>	17	18	12	11	7	16	81
<i>Caecum</i> cf. <i>glabella</i>							
<i>Caecum glabriformis</i>	0	0	1	0	0	1	2
<i>Caecum oahuense</i>							
<i>Caecum sepimentum</i>							

Table E.6—Continued.

Taxon	No. of Individuals						Total
	1	2	Replicate		5	6	
			3	4			
<i>Caecum</i> spp.							
<i>Cancilla carnicolor</i> <sup>b</sup>							
<i>Cancilla granatina</i>							
<i>Cancilla</i> spp.							
<i>Carinapex minutissima</i>	4	1	0	4	1	2	12
<i>Carinapex papillosa</i>							
<i>Carinapex</i> spp.	0	0	0	0	1	3	4
Cephalaspidea spp.	1	0	0	0	0	0	1
<i>Cerithidium diplax</i>	6	7	4	10	8	7	42
<i>Cerithidium perparvulum</i>	147	130	79	112	116	162	746
<i>Cerithiopsis</i> sp. A							
<i>Cerithiopsis</i> spp.	0	3	1	1	0	2	7
<i>Cerithium atromarginatum</i>							
<i>Cerithium columna</i>	4	7	10	8	12	15	56
<i>Cerithium echinatum</i>							
<i>Cerithium egenum</i>							
<i>Cerithium glareosum</i>							
<i>Cerithium gracilis</i>							
<i>Cerithium interstriatum</i>	11	8	7	6	7	7	46
<i>Cerithium matukense</i>							
<i>Cerithium morus</i>							
<i>Cerithium nesioticum</i>	0	1	1	0	2	1	5
<i>Cerithium rostratum</i>	1	0	0	0	0	0	1
<i>Cerithium</i> sp. cf. <i>placidum</i>							
<i>Cerithium zebrum</i>	0	0	1	0	0	0	1
<i>Cerithium</i> spp.	0	1	0	1	0	0	2
<i>Ceritoturris bittium</i>							
<i>Cheilea equestris</i>							
<i>Circulus</i> spp.							
<i>Cirsotrema varicosa</i>							
<i>Clavus mighelsi</i>							
<i>Clavus nodifera</i>							
<i>Clavus pusilla</i>	0	1	0	0	0	0	1
<i>Clavus</i> sp. cf. <i>powelli</i>							
<i>Clavus</i> spp.							
<i>Collonista candida</i>							
Columbellidae spp.	1	0	0	0	0	0	1
<i>Conus pulicarius</i>							
<i>Conus</i> spp.							
<i>Coralliophila</i> spp.							
Coralliophilidae spp.							
Costellariidae spp.							
<i>Crucibulum spinosum</i>							
<i>Cycloscala hyalina</i>							
<i>Cyclostremiscus emeryi</i>							
<i>Cyclostremiscus striatus</i>							
<i>Cyclostremiscus</i> sp. A							
<i>Cyclostremiscus</i> spp.							
<i>Cylichna pusilla</i>							
Cymatiidae spp.							
<i>Cypraea</i> spp.							
<i>Cystiscus huna</i>							
Daphnellinae spp.							
<i>Dendropoma platypus</i>							
<i>Dendropoma</i> spp.	0	1	1	3	1	0	6



Table E.6—Continued.

Taxon	No. of Individuals						Total
	1	2	Replicate		5	6	
			3	4			
<i>Dentimargo pumila</i>	0	1	0	0	0	0	1
<i>Diala scopulorum</i>	77	49	44	58	61	69	358
<i>Diala semistriata</i>							
<i>Diala</i> spp.							
<i>Diniatys dentifer</i>	0	1	0	0	0	0	1
<i>Diodora granifera</i>							
<i>Diodora octogona</i>							
<i>Diodora ruppelli</i>							
<i>Drupella ochrostoma</i>							
<i>Drupella</i> spp.							
<i>Duplicaria gouldi</i>							
<i>Eatoniella janetaylorae</i>							
<i>Eatoniella pigmenta</i>							
<i>Eatoniella</i> spp.							
<i>Echineulima</i> spp.							
<i>Elachisina robertsoni</i>							
<i>Elacorbis callusa</i>							
<i>Emarginula dilecta</i>							
<i>Engina albocincta</i>							
<i>Epitonium</i> spp.	0	0	1	2	0	0	3
<i>Erato sandwicensis</i>							
<i>Etrema acricula</i>	1	0	0	0	0	0	1
<i>Euchelus gemmatus</i>	1	0	3	4	0	2	10
<i>Euchelus</i> spp.	0	2	0	0	0	0	2
<i>Eucithara angiostoma</i>	0	0	0	1	0	0	1
<i>Eucithara pusilla</i>	0	1	0	1	0	0	2
<i>Eucylotoma albomacula</i>							
<i>Eulima peasei</i>							
<i>Eulimidae</i> spp.							
<i>Euplica varians</i>							
<i>Euplica</i> spp.							
<i>Evalea peasei</i>							
<i>Evalea waikikiensis</i>							
<i>Evalea</i> spp.							
<i>Favartia garretti</i>							
<i>Finella pupoides</i>	0	0	0	0	2	0	2
<i>Fossarus garretti</i>							
<i>Gibbula marmorea</i>							
<i>Granula sandwicensis</i>							
<i>Granulina vitrea</i>	2	1	0	0	0	0	3
<i>Granulina</i> spp.							
<i>Gyrineum</i> spp.							
<i>Haminoea curta</i>							
<i>Haminoea cymbalum</i>							
<i>Haminoea</i> spp.							
<i>Hastula albula</i>							
<i>Hastula inconstans</i>							
<i>Hastula lanceata</i>							
<i>Hastula matheroniana</i>							
<i>Heliacus implexus</i>	0	1	0	2	0	0	3
<i>Heliacus sterkii</i>							
<i>Heliacus</i> sp. A							
<i>Heliacus</i> spp.							
<i>Herviera gliiriella</i>	4	0	6	6	7	6	29
<i>Herviera patricia</i>							

Table E.6—Continued.

Taxon	No. of Individuals						Total
	1	2	Replicate		5	6	
			3	4			
<i>Herviera</i> spp.							
<i>Hinemoa indica</i>							
<i>Hipponix australis</i>	0	1	1	1	0	1	4
<i>Hipponix imbricatus</i>							
<i>Hipponix pilosus</i>	0	1	1	1	0	0	3
<i>Hipponix</i> spp.							
<i>Imbricaria olivaeformis</i>							
<i>Imforis ordinata</i>							
<i>Ittibittium parcum</i>							
<i>Julia exquisita</i>	0	1	0	0	1	0	2
Juliidae spp.							
<i>Kermia aniani</i>	0	0	0	0	0	1	1
<i>Kermia brunnea</i>							
<i>Kermia cylindrica</i>							
<i>Kermia daedalea</i>							
<i>Kermia melanoxytum</i>							
<i>Kermia</i> spp.							
<i>Kolonella hawaiiensis</i>							
<i>Kolonella</i> spp.							
<i>Leptothyra rubricincta</i>							
<i>Leptothyra verruca</i>							
<i>Leptothyra</i> spp.							
<i>Lienardia apiculata</i>							
<i>Lienardia crassicostata</i>							
<i>Lienardia mighelsi</i>							
<i>Lienardia</i> spp.							
Liotiinae spp.	1	0	0	0	1	0	2
<i>Littoraria</i> spp.							
<i>Lophocochlias minutissimus</i>	13	17	8	14	15	15	82
<i>Lophocochlias</i> sp. A							
<i>Lophocochlias</i> spp.							
<i>Lovellona peaseana</i>							
<i>Lovellona</i> spp.							
<i>Macteola segesta</i>							
Marginellidae spp.	0	0	0	1	0	0	1
<i>Meioceras sandwichensis</i>							
<i>Merelina granulosa</i>	0	0	0	0	1	2	3
<i>Merelina hewa</i>	0	0	1	0	0	0	1
<i>Merelina wanawana</i>							
<i>Merelina</i> spp.							
<i>Metaxia albicephala</i>	0	0	1	1	0	0	2
<i>Metaxia brunnicephala</i>	0	0	1	0	1	0	2
<i>Metaxia</i> spp.	0	0	0	1	1	0	2
<i>Microdaphne morrisoni</i>							
<i>Microdaphne trichodes</i>	0	0	0	0	0	1	1
<i>Miralda paulbartschi</i>							
<i>Miralda scopulorum</i>	0	0	0	2	0	1	3
<i>Miralda</i> spp.							
<i>Mitra saltata</i>							
<i>Mitra typha</i>	0	0	0	1	0	0	1
<i>Mitra</i> spp.							
<i>Mitrella bella</i>							
<i>Mitrella loyaltensis</i>							
<i>Mitrella margarita</i>							
<i>Mitrella rorida</i>							

Table E.6—Continued.

Taxon	No. of Individuals						Total
	1	2	Replicate		5	6	
			3	4			
<i>Mitrella</i> spp.	0	0	1	0	0	0	1
Mitridae spp.	0	0	1	0	0	0	1
<i>Mitrolumna alphonsiana</i>							
<i>Mitrolumna iki</i>							
<i>Mitrolumna metula</i>							
<i>Mitrolumna</i> sp.							
<i>Modulus tectum</i>							
<i>Morula</i> spp.	0	2	0	0	0	0	2
Muricidae spp.							
<i>Nassarius crematus</i>							
<i>Nassarius dermestina</i>							
<i>Nassarius</i> spp.	0	1	0	1	0	0	2
<i>Natica gualteriana</i>							
<i>Natica</i> spp.							
<i>Nerita</i> spp.							
<i>Nesiodostomia quarta</i>							
<i>Nesiodostomia</i> spp.							
<i>Odostomia gulicki</i>							
<i>Odostomia oxia</i>							
<i>Odostomia stearnsiella</i>							
<i>Odostomia</i> spp.	1	0	2	1	3	1	8
<i>Omalaxis</i> spp.							
<i>Omalogyra japonica</i>	0	0	1	0	0	1	2
<i>Omalogyra</i> sp. A							
<i>Omalogyra</i> spp.							
<i>Opalia attenuata</i>							
<i>Opalia</i> spp.							
<i>Orbitestella regina</i>	1	8	2	6	3	6	26
<i>Orbitestella</i> sp. A							
<i>Orbitestella</i> sp. B							
<i>Orbitestella</i> spp.	0	0	0	0	1	0	1
<i>Otopleura mirabilis</i>							
<i>Parashiela beetsi</i>	10	15	20	17	18	20	100
<i>Peasiella tantilla</i>							
<i>Peristernia chlorostoma</i>	0	0	1	1	0	0	2
<i>Phenacolepas scobinata</i>							
<i>Phenacolepas</i> spp.							
<i>Philippia oxytropis</i>	0	0	0	0	1	0	1
<i>Philippia radiata</i>							
<i>Philippia</i> spp.							
Physidae <sup>c</sup> spp.							
<i>Planaxis suturalis</i>							
<i>Planaxis</i> spp.							
<i>Plesiotrochus luteus</i>	1	2	1	1	1	3	9
<i>Polinices tumidus</i> <sup>b</sup>	1	1	1	0	0	0	3
<i>Powellisetia fallax</i>	2	1	1	1	1	0	6
<i>Prodotia iostomus</i>							
<i>Pseudomalaxis</i> spp.							
<i>Pterygia pudica</i>							
<i>Pupa pudica</i>							
<i>Pupa tessellata</i>							
<i>Pupa</i> spp.	0	0	0	1	0	0	1
<i>Pusillina marmorata</i>	17	14	16	16	14	21	98
<i>Pusillina</i> spp.							
<i>Pyramidella sulcata</i>							

Table E.6—Continued.

Taxon	No. of Individuals						Total
	Replicate						
	1	2	3	4	5	6	
<i>Pyramidella</i> sp. A							
<i>Pyramidella</i> sp. B							
<i>Pyramidella</i> sp. C							
<i>Pyramidella</i> sp. D							
<i>Pyramidella</i> spp.							
Pyramidellidae sp. A							
Pyramidellidae sp. B							
Pyramidellidae sp. C							
Pyramidellidae sp. D							
Pyramidellidae spp.	1	0	0	0	0	0	1
<i>Pyramidelloides angusta</i>							
<i>Pyramidelloides gracilis</i>							
<i>Pyramidelloides miranda</i>							
<i>Pyramidelloides suta</i>							
<i>Pyrgulina oodes</i>	2	1	0	0	0	0	3
<i>Pyrgulina</i> spp.							
<i>Rastodens</i> spp.							
<i>Rhinoclavis articulata</i>							
<i>Rissoella confusa confusa</i>							
<i>Rissoella longispira</i>	4	6	1	0	4	4	19
<i>Rissoella</i> spp.	0	0	0	0	2	0	2
Rissoidea spp.	0	0	0	0	2	0	2
<i>Rissoina ambigua</i>							
<i>Rissoina cerithiiformis</i>	7	12	3	12	5	7	46
<i>Rissoina costata</i>							
<i>Rissoina imbricata</i>	0	0	1	0	0	0	1
<i>Rissoina pulchella</i>	8	20	16	19	13	17	93
<i>Rissoina</i> spp.							
<i>Rufodardanula conica</i>							
<i>Rufodardanula ponderi</i>	0	0	0	1	0	0	1
<i>Rufodardanula</i> sp. A							
<i>Rufodardanula</i> spp.	0	0	0	0	0	1	1
<i>Sansonia kenneyi</i>	0	0	0	0	0	1	1
<i>Sansonia</i> sp. A							
<i>Sansonia</i> spp.							
<i>Scabricola newcombii</i>							
<i>Scalenostoma</i> spp.							
<i>Scaliola</i> spp.	17	18	18	18	17	15	103
<i>Schwartziella ephamilla</i>	23	27	17	22	17	23	129
<i>Schwartziella triticea</i>							
<i>Scissurella coronata</i>							
<i>Scissurella pseudoequatoria</i>							
<i>Scissurella</i> spp.							
<i>Seminella peasei</i>	1	1	2	3	0	2	9
<i>Seminella smithi</i>	2	2	0	0	0	0	4
<i>Seminella</i> spp.							
<i>Serpulorbis variabilis</i>							
<i>Serpulorbis</i> spp.							
<i>Sinezona insignis</i>							
<i>Smaragdia bryanae</i>							
<i>Stilifer</i> spp.							
<i>Stosicia hiloense</i>							
<i>Strebloceras subannulatum</i>	1	0	2	1	0	0	4
<i>Strombus dentatus</i>							
<i>Strombus heli</i>							

Table E.6—Continued.

Taxon	No. of Individuals						Total
	1	2	Replicate		5	6	
			3	4			
<i>Strombus maculata</i>							
<i>Strombus</i> spp.	0	0	0	1	0	1	2
<i>Styliferina goniochila</i>	3	5	0	3	3	3	17
<i>Synaptocochlea concinna</i>							
<i>Subcancilla</i> sp. cf. <i>flammea</i>							
<i>Subcancilla</i> spp.							
<i>Teinostoma sulcata</i>							
<i>Teinostoma</i> spp.							
<i>Terebra affinis</i>							
<i>Terebra nodularis</i>							
<i>Terebra</i> spp.	0	1	0	1	0	1	3
<i>Terenolla</i> sp. cf. <i>pygmaea</i>							
<i>Thala milium</i>							
<i>Thala</i> spp.							
<i>Tricolia variabilis</i>	10	5	3	9	7	17	51
<i>Triphora coralina</i>							
<i>Triphora peasei</i>							
<i>Triphora tessellata</i>							
<i>Triphora</i> spp.	18	7	15	16	11	11	78
<i>Tritonoturris cumingii</i>							
<i>Tritonoturris</i> spp.							
<i>Trivia hordacea</i>							
<i>Trivia pellucida</i>							
<i>Trivia globosa pilula</i>							
<i>Trivia</i> spp.							
<i>Trochus intextus</i>	0	0	0	1	0	0	1
<i>Trochus</i> spp.							
<i>Tugali oblonga</i>							
<i>Tugali</i> spp.							
<i>Turbo sandwicensis</i>							
<i>Turbonilla cornelliana</i>	1	1	1	0	0	1	4
<i>Turbonilla lirata</i>							
<i>Turbonilla thaanumi</i>	0	0	3	1	0	0	4
<i>Turbonilla</i> sp. A							
<i>Turbonilla</i> sp. B							
<i>Turbonilla</i> sp. C							
<i>Turbonilla</i> sp. D							
<i>Turbonilla</i> sp. E							
<i>Turbonilla</i> sp. F							
<i>Turbonilla</i> sp. G							
<i>Turbonilla</i> spp.							
Turridae spp.	0	0	1	0	0	0	1
<i>Turridrupa consobrina</i>							
<i>Umbraculum</i> spp.							
<i>Vanikoro cancellata</i>							
<i>Vanikoro</i> spp.							
<i>Vepracula brunonia</i>	0	1	0	0	0	0	1
Vermetidae spp.							
<i>Vexillum adamsianum</i>							
<i>Vexillum approximatum</i>							
<i>Vexillum cosmani</i>							
<i>Vexillum diutenera</i>							
<i>Vexillum interruptum</i>							
<i>Vexillum lenhilli</i>							
<i>Vexillum micra</i>							

Table E.6—Continued.

Taxon	No. of Individuals						Total
	1	2	Replicate		5	6	
			3	4			
<i>Vexillum pacificum</i>							
<i>Vexillum patriarchalis</i>							
<i>Vexillum piceum</i>							
<i>Vexillum rubrum</i>	0	0	0	0	1	1	2
<i>Vexillum rufofilosum</i>							
<i>Vexillum suavis</i>							
<i>Vexillum</i> sp. A							
<i>Vexillum</i> spp.	0	0	0	0	1	0	1
<i>Viriola cancellata</i>							
<i>Viriola fallax</i>							
<i>Viriola</i> spp.	3	4	5	4	1	3	20
Vitrinellidae spp.							
<i>Volvarina fusiformis</i>							
<i>Volvarina</i> spp.	1	0	0	0	0	0	1
<i>Williamia radiata</i>	0	4	4	4	1	3	16
<i>Xenuroturris</i> spp.							
<i>Zebina bidentata</i>							
<i>Zebina tridentata</i> <sup>b</sup>							
<i>Zebina</i> spp.	0	0	0	0	0	1	1
Gastropoda sp. A	1	0	0	1	0	0	2
Gastropoda sp. B							
Gastropoda spp.	0	0	1	1	0	4	6
SCAPHOPODA							
Scaphopoda spp.							
CEPHALOPODA							
POLYPLACOPHORA							
<i>Chiton</i> spp.	0	0	0	1	0	0	1
Total No. of Individuals	474	471	365	487	418	561	2,776
Total No. of Individuals/cm <sup>3</sup>	19.0	18.8	14.6	19.5	16.7	22.4	18.5
Total No. of Taxa	55	60	60	70	58	59	126

<sup>a</sup> *Pinna* are indicated by a "+" or "++" for larval shells and by "frag" for shell fragments.

<sup>b</sup> Taxon new to Wai'anae ocean outfall.

<sup>c</sup> Freshwater mollusk.