

## Two New Species of *Daemonorops* (Palmae) from Sumatra

HIMMAH RUSTIAMI

Herbarium Bogoriense, Jalan Ir. H. Juanda 22,  
Bogor, Indonesia

### Abstract

Two new species of *Daemonorops* (Palmae) from Sumatra are described and illustrated, *D. dransfieldii* Rustiami from Batang Palupuh, Bukit Tinggi, West Sumatra and *D. acehensis* from Takengon, Aceh.

### Introduction

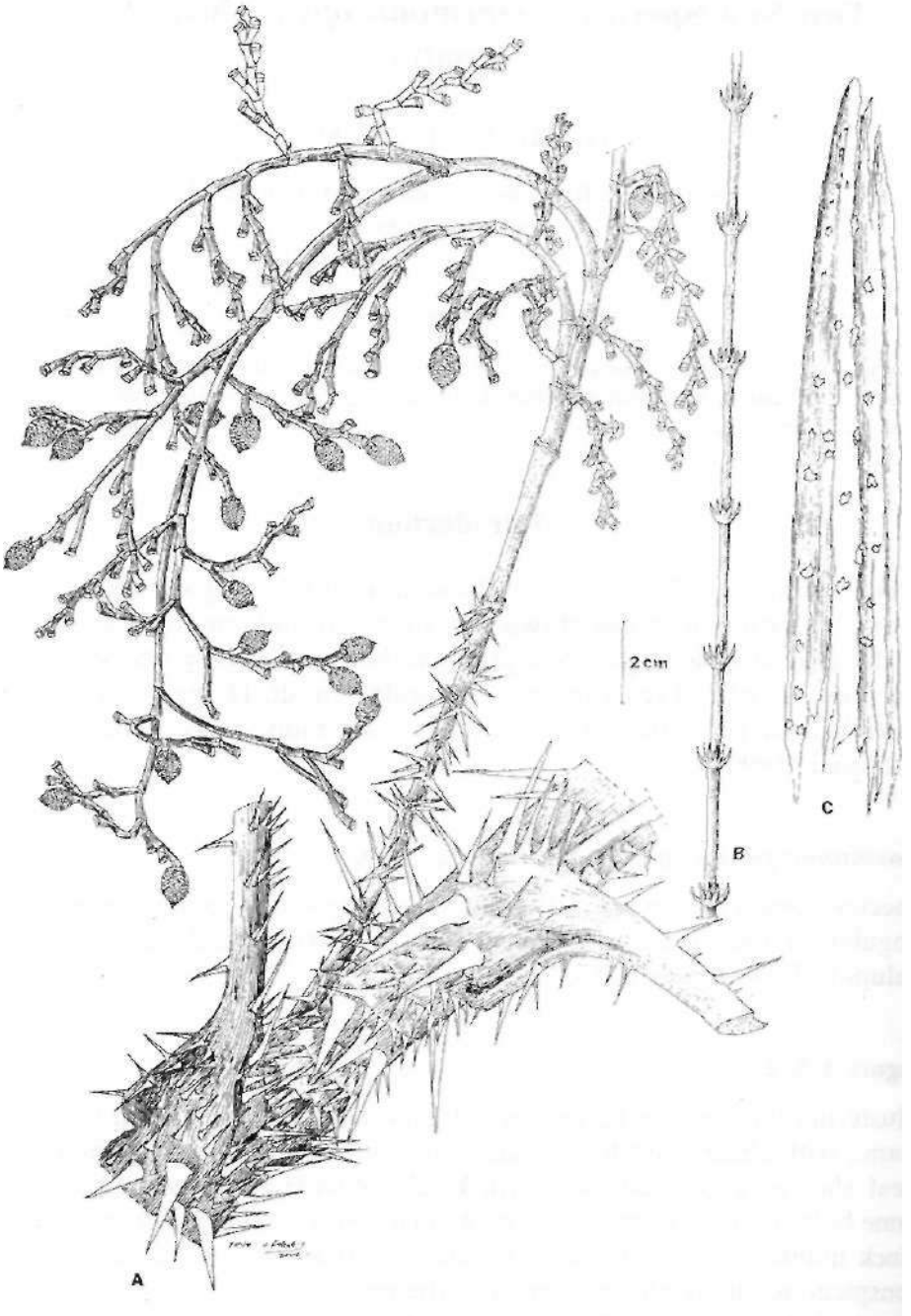
While working on a revision of *Daemonorops* sect. *Piptospatha*, I came across herbarium material of two new species from Sumatra. They belong to the dragon's blood group, a group within sect. *Piptospatha* known by the presence of red resin on the fruit scales. In all, 11 species have been described in this group (Beccari, 1911; Furtado, 1935; Burret, 1940; Dransfield, 1990).

### *Daemonorops dransfieldii* Rustiami *sp. nov.*

Species nova a ceteris speciebus fructibus ellipsoideis, petiolis geniculatis singulariter plicatis differt. **Typus:** West Sumatra: Bukit Tinggi, Batang Palupuh, /. *Dransfield* 2757, 1972. (holo BO).


### Figure 1 & 2

Clustering small rattan up to 6 m tall. Stems without sheaths up to 15 mm diam., with sheaths up to 25 mm diam.; internodes up to 150 mm long. Leaf sheaths green, covered with black, oblique spines joined at base, some bulbous-based, up to 3 cm long, sheath surface ridged with caducous black indumentum, leaf sheath mouth armed as the rest of sheath; knee conspicuous, singly plicate, armed as the rest of sheath. Leaves up to 3 m long including petiole to 25 cm, armed adaxially with short, erect, scattered spines up to 4 mm long, abaxially armed with erect, rarely solitary spines, up to 15 mm long; rachis unarmed, or armed only slightly proximally; cirrus up to 1.5 m long, armed with regularly arranged groups of grapnel-



**Figure 1. *Daemonorops dransfieldii* Rustiani**

A. Leaf sheath with young infructescence, B. Part of cirrus, C. Part of prophyll. All from Dransfield 2757.



**Figure 2. *Daemonorops dransfieldii* Rustiami**

A. Inflorescence, R Mature fruit, C. Seed, D. Seed in transverse section. All from J. Dransfield 2757.

like spines, blackish at the tip; leaflets mostly regularly arranged, slightly irregular above, 30 on each side of the rachis, stiff, horizontal; leaflets lanceolate, papery, acute, 25-31 cm long, c. 2.5 cm wide, armed with scattered, reddish, short bristles along the main nerve on both surfaces. Inflorescences pendulous to 35 cm long, peduncle 13-16 cm long, armed distally with groups of spines; peduncular bracts leathery, erect, c. 17 cm long, 3 cm wide, ellipsoid oblong, covered by rusty indumentum, armed with very rare, scattered spines; partial inflorescences 6, each bearing up to 11 rachillae; involucre pendulous, flat, just above the involucrophore, c. 5 mm long; involucrophore short, papery, c. 2 mm long. Female and male flowers unknown. Fruits broadly oblong, c. 2.5 x 1 cm, covered in 9 vertical rows of scales encrusted with reddish brown dragon's blood. Seed ovoid, c. 18 x 7 mm, surface smooth.

*Distribution:* Sumatra - known only from Batang Palupuh, Bukit Tinggi, West Sumatra.

*Habitat:* Found on a hill slope in disturbed forest at 800 m altitude.

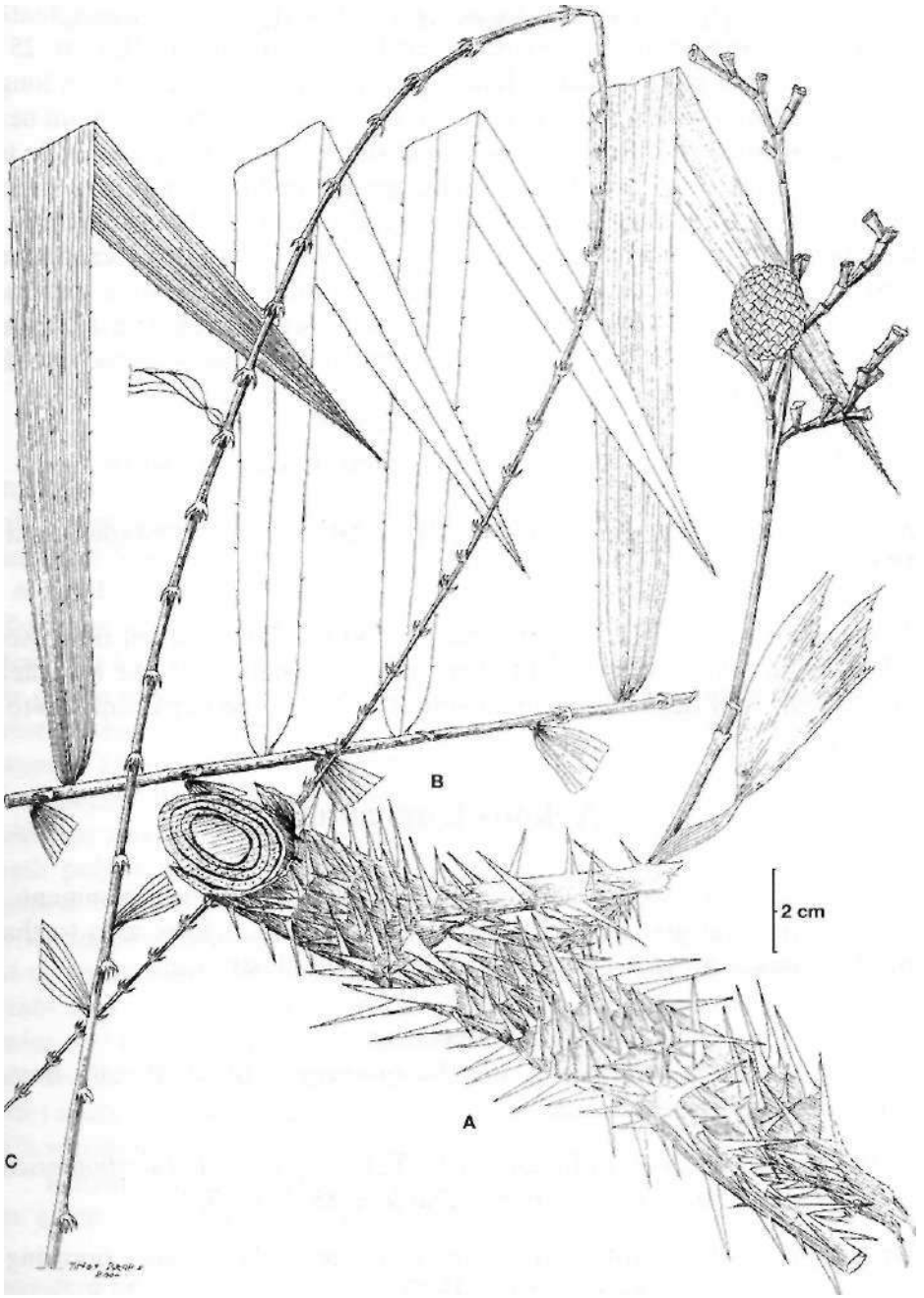
*Notes:* Named in honour of John Dransfield, palm systematist who collected this species. *Daemonorops dransfieldii* differs from the other dragon's blood species by its broadly oblong fruit and singly plicate knee. The description is based only on the type specimen. As yet, this species is known to occur only in the Batang Palupuh area, but may be found elsewhere in West Sumatra if further fieldwork is carried out.

***Daemonorops acehensis Rustiami sp. nov.***

Species nova a ceteris speciebus fructibus resinosis habitu parvo, vaginis foliorum spinulis confertissimis, longis erectis armatis et cirro non nisi usque ad 40 cm longo differt. **Typus:** North Aceh, Takengon, Burlintang, /. *Dransfield & D. Saerudin 2015, 1971* (holo BO).

**Figure 3**

Clustering small rattan up to 5 m tall. Stems without sheaths up to 10 mm diam., with sheaths up to 25 mm diam.; internodes up to 50 mm long. Leaf sheaths dark green, covered with black, very dense, single spines, up to 2.5 cm long, sheath surface covered with very dense black indumentum, leaf sheath mouth papery, armed as the rest of sheath, knee conspicuous, armed as the rest of sheath. Leaves up to 2 m long including petiole to 35 cm; abaxial and adaxial surfaces armed with long, erect spines to 3 cm long; rachis armed as petiole, sparsely covered with black indumentum; cirrus to 40 cm long, armed with regularly arranged groups of grapnel-like spines,



**Figure 3. *Daemonorops acehensis* Rustiami.**

A. Leaf sheath with infructescence, B. Part of leaves, C. Part of cirrus. All from Dransfield & Saerudin 2015.

blackish at the tip, proximally armed with single hook-like spines; leaflets mostly regularly arranged, slightly irregular towards the leaflet tip, 25 on each side of the rachis; leaflets lanceolate, papery, acute, 24-26 cm long, 2 cm wide, armed with scattered, reddish, short bristles along the main nerve on adaxial surface. Inflorescences pendulous to 20 cm long; peduncle to 4 cm long, armed with scattered, single spines; peduncular bracts papery, bearing scattered solitary spines, partial inflorescences 4; each bearing up to 6 rachillae; involucre pendulous, flat, just above the involucrophore, 5 mm long; involucrophore short, papery, 2 mm long. Female and male flowers unknown. Fruits rounded, c. 2.2 x 1.8 cm, covered in 12 vertical rows of scales encrusted in reddish brown dragon's blood. Seed ovoid, c. 18 x 7 mm, surface reticulate.

*Distribution:* Sumatra - endemic to Birungen, Takengon, North Aceh.

*Habitat:* Found on steep hill slopes in relatively dry montane forest at 1800 m altitude.

*Notes:* This species, the only dragon's blood species recorded from Aceh, differs from other members of the group by its small habit, the leaf sheath armed with very dense, long, erect spines and with the cirrus only up to 40 cm long.

## Acknowledgements

I should like to thank Dr. John Dransfield, Kew, for critical comments on the material and assisting with the Latin diagnosis. I have also to thank Iskak Syamsodin and Tirto, who prepared the illustrations.

## References

- Beccari, O. 1911. The Species of *Daemonorops*. *Annals Royal Botanic Garden. Calcutta.* 12: 1-233.
- Burret, K. E. M. 1940. Indomalayische Palmen. *Notizblatt desbotanischen Gartens und Museums Zu Berlin-Dahlem.* 15: 191-192.
- Dransfield, J. 1990. Notes on rattans (*Palmae: Calamoideae*) occurring in Sarawak, Borneo. *Kew Bulletin.* 45: 76.
- Furtado, C. X. 1935. Notes on some Malayan *Daemonorops*. *Gardens' Bulletin Straits Settlement.* 8: 339-365.