



10th European Conference on Echinoderms

16–19 September 2019

Moscow, Russia

PROGRAMME

Venue

The conference will be held at the **Borissiak Paleontological Institute RAS**

Address: Moscow, Profsoyuznaya st., b. 123

г. Москва, ул. Профсоюзная, д. 123

Coordinates: 55.624237 , 37.514354

Exit from the Tyoply Stan station:


From the Tyoply Stan station you need the Exit 7 and then walk along the Profsoyuznaya street for about 10 minutes until you see the red bricks building (on the right side). Choose the second gate to enter.

Exit from the Kon’kovo station:

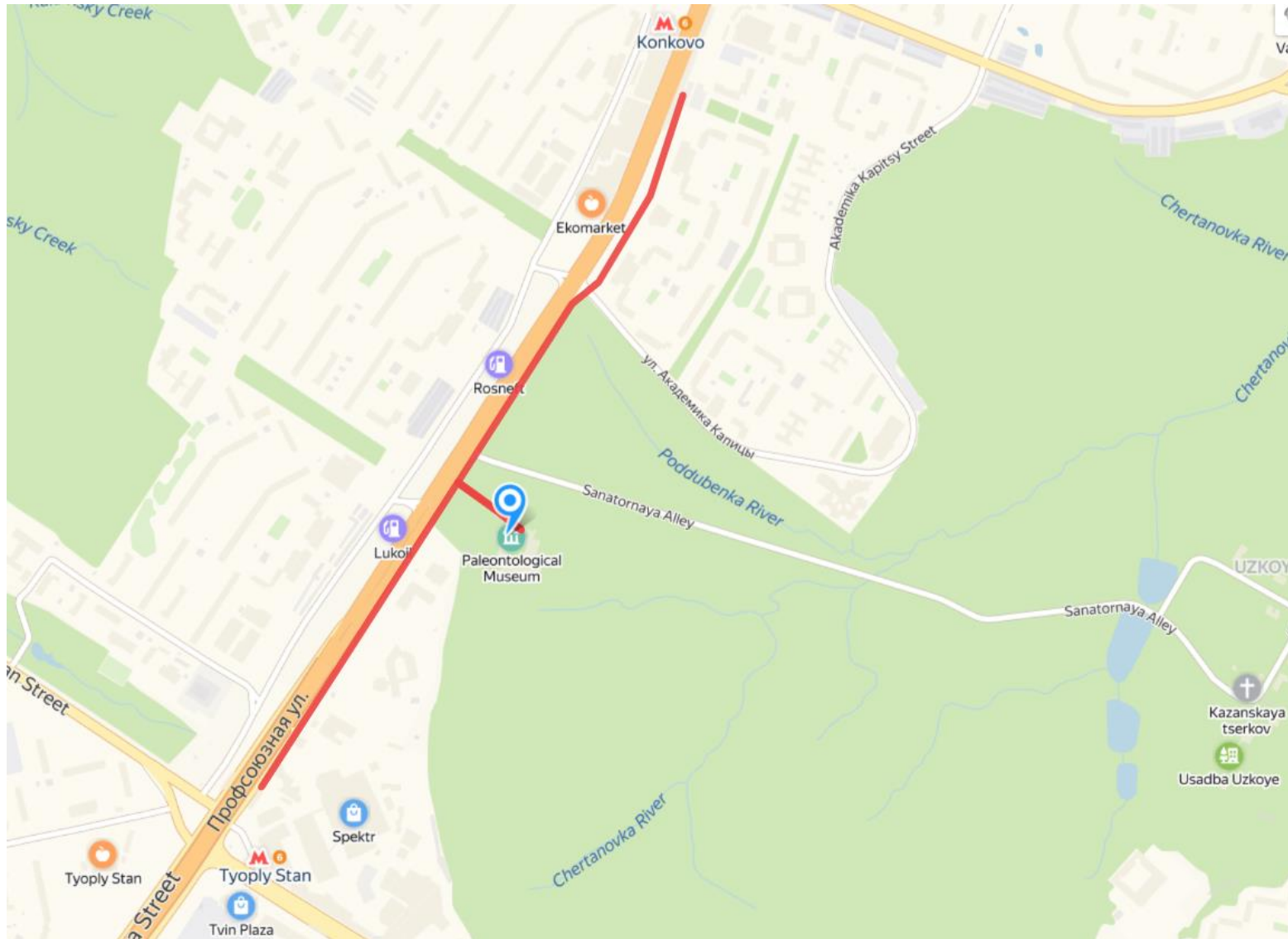
From the Kon’kovo station you need the Exit 2 and then go towards the cars movement. The walk takes about 7-10 minutes, and then you see the Museum building (on the left side).

You can also take a bus (lines 235, 250, 49 or C2) or trolleybus (72 or 81) from the metro station. The Museum is in one bus stop called “Paleontologicheskij Institut”.

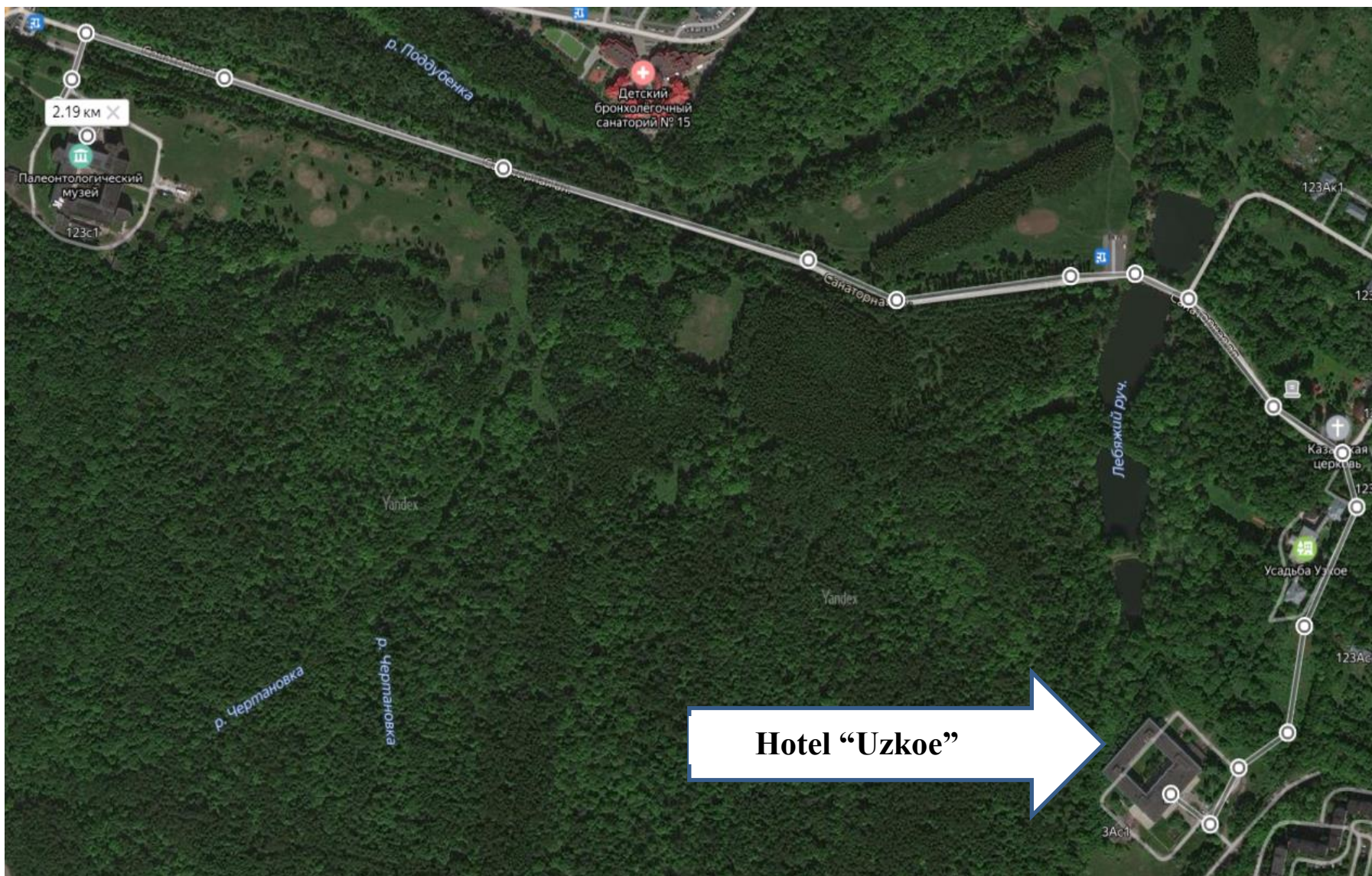
The Institute is located near the Tyoply Stan Metro Station (10min walk) and Kon’kovo Metro Station (12min walk). Both stations are on the bottom of the Line 6, Orange Line.



MAP



Moscow, Profsoyuznaya st., b. 123



Form Hotel «Uzkoe» on foot along the Sanatornaya alley (about 2.2 km)

Form Prince Park Hotel
on foot along the
Profsoyuznaya street
(to the Moscow center
direction)



15.09.2019

18:00

ICE-BREAKER

HALL OF BORISSIAK PALEONTOLOGICAL INSTITUTE RAS

DAY 1 – 16.09.2019

09:00-10:00	REGISTRATION	HALL OF BORISSIAK PALEONTOLOGICAL INSTITUTE RAS	P1
10:00-10:10	CONFERENCE OPENING		
10:10-10:20	WELCOME SPEECH OF ANDREY V. ADRIANOV, VICE-PRESIDENT RAS		
10:20-10:30	WELCOME ADDRESS FROM THE BORISSIAK PALEONTOLOGICAL INSTITUTE RAS		
10:30-11:10	Plenary presentation Olga V. Ezhova, Vladimir V. Malakhov Origin and main directions of evolution of Echinodermata		
11:10-11:30	COFFEE BREAK		
Session #1 Biogeography and Biodiversity Chairs: Thomas Saucède and Tatsuo Oji			
11:30-11:50	Tatsuo Oji	Biogeography of deep-water stalked crinoids revisited: example from Western Pacific and Indian isocrinine faunas	
11:50-12:10	P.C. Collins, M. Judge, George D. Sevastopulo	Crinoids from the Charlie Gibbs fracture zone, North Atlantic	
12:10-12:30	Omri Bronstein , A. Kroh, M. Byrne	Implication of range overlap along the pacific tropical-temperate transition zone – genomic lessons from the genus <i>Tripneustes</i>	
12:30-12:50	S. Fabri-Ruiz, B. Danis, R. Laffont, Thomas Saucède	Diversity of Antarctic echinoids and ecoregions of the Southern Ocean	
12:50-14:00	LUNCH		

14:00-14:20	Camile Moreau , B. Danis, Q. Jossart, M. Eléaume, C. Guillaumot, T. Saucède	Asteroid diversity: a view from the Southern Ocean
14:20-14:40	Sau Pinn Woo , S.H. Tan, Y. Zulfigar, T. Fujita	Two undescribed and first record of interstitial sea cucumber (Holothuroidea, Apodida) from Malaysia
14:40-15:00	B. De La Puente, E. Poulin, K. Gerard, M. Brogger, A. Martínez, Angie Díaz	Last glacial maximum and its effects on the marine fauna of Southern South America: the case of <i>Arbacia dufresnii</i>
15:00-15:40	Plenary presentation Colin D. Sumrall A phylogenetic overview of edrioasteroid echinoderms	
Session #2 Paleontology 1 Chairs: Sergey V. Rozhnov and Bertrand Lefebvre		
15:40-16:00	Timothy A.M. Ewin , M. Reich, M.R. Graham, M.E. Cournoyer	<i>Perforocycloides nathalieae</i> new genus and species, an unusual Silurian cyclocystoid (Echinodermata) from Anticosti island, Québec, Canada and a review of Silurian cyclocystoid distribution
16:00-16:20	COFFEE BREAK	
16:20-16:40	Bertrand Lefebvre , W.I. Ausich	Bridging the Silurian gap: first record of a mitrate stylophoran from the Telychian of Anticosti Island (Canada)
16:40-17:00	Martina Nohejlová , B. Lefebvre, E. Nardin, O. Fatka, P. Budil	New echinoderm lagerstätte from the Letná Formation (Sandbian, Upper Ordovician) of Bohemia
17:00-17:20	Aaron W. Hunter , J. Ortega- Hernández	A new somasteroid from the Fezouata lagerstätte in Morocco and the early Ordovician Origin of Asterozoa
17:20-17:40	Maggie R. Limbeck , C.D. Sumrall	Utilizing combined morphologic disparity and phylogenetics to elucidate species relationships in Paracrinoidea

Session #3 Echinoderm research Chair: Mike Reich				
17:40-18:00	Alexei V. Smirnov, I.S. Smirnov	Department of Echinodermata of the Zoological institute RAS		
18:00-18:20	Anatoliy L. Drozdov	The main directions of studying echinoderms in the scientific institutions of Vladivostok		

DAY 2 – 17.09.2019					
09:00-09:40	Plenary presentation Thomas Guensburg, J. Sprinkle, R. Mooi, K. Derstler Recent discoveries shed light on the origin of crinoids			P1	
Session # 4 Paleontology 2 Chairs: George D. Sevastopulo and Thomas Guensburg					
09:40-10:00	Sergey V. Rozhnov	Morphology of myelodactylids (Disparida) as a reflection of the “deep” ontogenesis of crinoids			
10:00-10:20	George D. Sevastopulo	Growth and development of <i>Allocatillocrinus carpenteri</i> , a Mississippian (Carboniferous) microcrinoid			
10:20-10:40	Georgy V. Mirantsev	Pennsylvanian crinoid assemblages from the Moscow basin			
10:40-11:00	COFFEE BREAK				
11:00-11:20	Galina A. Anekeeva, S.V. Rozhnov	Explosive increase of the echinoderm holdfasts diversity in the Middle Ordovician of Baltica			
11:20-11:40	Alejandra Martinez-Melo	Miocene echinoids from Palenque, Chiapas			
11:40-12:00	Alejandra Martinez-Melo, J. Alvarado-Ortega	Extending the limits of <i>Abertella</i> (Echinoidea: Clypeasteroidea)			

Session # 5 Systematics and phylogeny

Chairs: Andreas Kroh and Francisco A. Solís-Marín

12:00-12:20	Andreas Kroh , O. Bronstein, K.M. Kober, A.R. Cameron	268 million years of echinoid mitochondrial stability	
12:20-12:40	Marine Fau , L. Villier, T.A.M. Ewin	Diversity of early Forcipulatacea (Asteroidea)	
12:40-13:00	Akito Ogawa , S.F. Hiruta, Y. Shibata, Y. Narimatsu, S. Miki, D. Ambe, Y. Shigenobu, T. Morita, Y. Fujiwara, T. Fujita	Molecular phylogenetic analysis of deep-sea holothurian genus <i>Pannychia</i> using by Mig-Seq	
13:00-14:30	LUNCH and POSTER SESSION (P1)		
14:30-14:50	Mike Reich , T.R. Stegemann, A. Nützel	New insights into early evolution of modern myriotrochid sea cucumbers	P2
14:50-15:10	Carlos Andrés Conejeros-Vargas , F.A. Solís-Marín, A.A. Caballero-Ochoa, L. Laguarda-Figueras	A revision of <i>Lytechinus pictus</i> (Verrill, 1867) and the revival of <i>Lytechinus anamesus</i> H.L. Clark, 1912 from material collected in the North East Pacific (Mexico)	
15:10-15:30	Andrea Alejandro Caballero-Ochnoa , F.A. Solís-Marín, C.A. Conejeros-Vargas, A. Laguarda-Figueras	The genus <i>Pachythyone</i> Deichmann, 1941 (Holothuroidea: Sclerodactylidae) from the tropical East Pacific Ocean (Mexico): taxonomy and distribution	
15:30-15:50	Daniel M. Sánchez Alonzo , F.A. Solís-Marín, A. Laguarda-Figueras	Taxonomic review of the genus <i>Pseudocnus</i> Panning, 1949 (Holothuroidea: Dendrochirotida) reported for Mexico	
15:50-16:10	Mona Goharimanesh , S. Stöhr, O. Mirshamsi, F. Ghassemzaden, D. Adriaens	Preliminary interactive identification key to identify brittle star families (Echinodermata; Ophiuroidea)	

16:10-16:30	COFFEE BREAK		
Session # 6 Ecology Chair: Temir A. Britayev			
16:30-16:50	Tobias B. Grun, J.H. Nebelsick, R.W. Portell, M. Kowalewski	<i>Echinocyamus</i> , a boring story through time	
16:50-17:10	Antonina V. Kremenetskaia, E.I. Rybakova, O.V. Ezhova, A.L. Drozdov, C. Bienhold, A.A. Vedenin, A.V. Gebruk, A. Boetius	Populations of <i>Elpidia heckeri</i> and <i>Kolga hyalina</i> (Holothuroidea: Elpidiidae) in the abyssal Arctic Ocean	
17:10-17:30	Mohammed B. Nowshad, K.K. Idreesbabu, S. Sureshkumar	Status of echinoderm population in Lakshadweep archipelago Western Indian Ocean	
17:30-18:30	TREATISE WORKSHOP		

DAY 3 – 18.09.2019

09:00-17:00	MID-CONFERENCE FIELD TRIP
19:00	CONFERENCE DINNER: SEPTEMBER 18

DAY 4 – 19.09.2019

09:00-09:40	Plenary presentation Alexander V. Martynov New system of the echinoderm class Ophiuroidea (brittle-stars): a remarkable example of agreement between molecules and morphology	P2
-------------	---	-----------

Session # 7 Evolution and Functional Morphology

Chairs: Vladimir V. Malakhov and Mike Reich

09:40-10:00	Alexei V. Smirnov	The origin of the class Holothuroidea (Eleutherozoa: Echinozoa)
10:00-10:20	Olga V. Ezhova, V.V. Malakhov	Axial complex of organs: the echinoderm kidney is homologous to the hemichordate heart-kidney
10:20-10:40	R. Parsley, Elise Nardin	Evolution, functional morphology and paedomorphism in the gogiid-ascocystitid lineage (Eocrinoidea; Cam-Ord)
10:40-11:10	COFFEE BREAK	
11:10-11:30	Olga V. Ezhova, V.V. Malakhov	Axial complex of Crinoidea: plesiomorphic or derived?
11:30-11:50	Alexei V. Smirnov	The origin of the suborder Synaptina (Holothuroidea, Synaptida) and its evolution during the Mesozoic – Cenozoic

Session # 8 Physiology

Chairs: Hongsheng Yang and Anatoliy L. Drozdov

11:50-12:10	Anatoliy L. Drozdov	Cytological bases of regulatory development in echinoderms and determined in molluscs
12:10-12:30	Libin Zhang, P. Yang, S. Jiamin, R. Xiaoshang, D. Kui, H. Yang	The special behavior and physiology of sea cucumber (<i>Apostichopus japonicus</i>)
12:30-12:50	Lyudmila S. Dolmatova, O. Ulanova, N. Timchenko	Functional and phenotypical traits of two types of phagocytes in the holothurian <i>Eupentacta fraudatrix</i>
12:50-14:20	LUNCH and POSTER SESSION (P2)	
14:20-14:40	Lili Xing, L. Sun, S. Liu, L. Zhang, H. Yang	Physiological characteristics and regulation mechanism of body color formation in sea cucumber, <i>Apostichopus japonicus</i>

14:40-15:00	Konstantin A. Drozdov , A.L. Drozdov	Studying with nmr-spectroscopy method of changing of the metabolite composition of <i>Mesocentrotus nudus</i> and <i>Asterina pectinifera</i> under conditions by hypoxo stress
Session #9 Biology, Reproduction and Behaviour		
Chair: Lyudmila S. Dolmatova		
15:00-15:20	Daiki Wakita , K. Kagaya, H. Aonuma	Common walking rule among four-, five-, six-, and seven-armed brittle stars
15:20-15:40	Ekaterina A. Stratanenko , S.A. Nazarova	Growth of the brittle star <i>Ophiura sarsii</i> (Echinodermata: Ophiuroidea) in Arctic and Pacific regions
15:40-16:00	O.V. Ezhova, Vladimir V. Malakhov	On the evolution of the larval development in Ambulacraria
16:00-16:20	Hongsheng Yang , T. Zhang, L. Zhang, L. Sun, C. Lin	Biological characteristics and aquaculture of sea cucumber <i>Apostichopus japonicus</i>
16:30-17:00	FAREWELL ADDRESS	
17:00-17:20	PRESENTATION OF THE NEXT ECE	

POSTER SESSION

P1 -01	Anekeeva G.A.	First findings of the multiplated <i>Lichenocrinus</i> holdfasts from the Middle Ordovician of the Leningrad region
P2-01	Arnould-Pétre M.M., Guillaumot C., Féral J.-P., Danis B., <u>Saucède T.</u>	Modeling the distribution and survival of the echinoid <i>Abatus cordatus</i> in the Kerguelen Islands
P2-02	<u>Artyukov A.A.</u> , Drozdov A.L.	Starfish <i>Asterina pectinifera</i> – source of biologically active substances

P1-02	Butts S.H., <u>Hotchkiss F.H.C.</u>	Fossil echinoderm collections at the Yale Peabody Museum
P2-03	<u>Caballero-Ochoa A.A.</u> , Solís-Marín F.A., Conejeros-Vargas C.A., Laguarda-Figueras A., Durán-González A.	A literature revision of the genus <i>Neothyonidium</i> Deichmann, 1938 (Holothuroidea: Phylloporidae) with description of a new species from the North East Pacific (Mexico)
P1-03	<u>Conejeros-Vargas C.A.</u> , Solís-Marín F.A., López Luján L., Zúñiga-Arellano B., Caballero-Ochoa A.A., Martín-Cao-Romero C.	A new finding on the echinoderm remains in the buried offerings of the Templo Mayor of Tenochtitlan, Mexico City
P2-04	<u>Conejeros-Vargas C.A.</u> , Solís-Marín F.A., Caballero-Ochoa A.A., Laguarda-Figueras A.	First report of an holasteroid (Echinoidea: Holasteroidea) in the Gulf of Mexico
P1-04	<u>Dgebuadze P.Yu.</u> , Kantor Yu.I.	Food interactions between symbiotic gastropods and echinoderms
P2-05	<u>Dilman A.B.</u> , Minin K.V., Petrov N.B.	First record of <i>Caymanostella</i> (Asteroidea: Caymanostellidae) from the North Pacific
P2-06	<u>Diupotex-Chong M.E.</u> , Marqués Valdemar L. M., Laguarda-Figueras A., Solís-Marín F.A.	Molecular differentiation between four species of sea cucumbers of the genus <i>Labidodemas</i> from different locations in the Pacific Ocean and the Indo Pacific by means of DNA sequencing
P2--07	<u>Eichsteller A.</u> , Brix S., Stöhr S., Martínez Arbizu P.	Associated ophiuroid fauna on cold water corals of the Reykjanes ridge – an integrative taxonomic approach
P1-05	Grun T.B.	Drilling predation analysis: the reliability of measurements
P2-08	Hiruta S.F., Kondo Y., Nishikawa J., Yusoff F.Md., Metillo E.B., Pagliawan H., Srinui K., Ohtsuka S., <u>Fujita T.</u>	Mig-Seq derived SNP markers revealed high dispersal of the jellyfish riding ophiuroid, <i>Ophiocnemis marmorata</i>
P1-06	Hunter A.W.	Exceptionally preserved late Ordovician ‘starfish beds from the Tafilalt area, Morocco, implications for the great Ordovician biodiversification event
P1-07	<u>Ishida Y.</u> , Thuy B., Nam K., Martynov A., Fujita T., Kim J.	A new fossil species of the genus <i>Ophiura</i> (Echinodermata, Ophiuroidea) from the Miocene Duho formation, Korea

P1-08	Iskül G.	Crinoid stems distribution in the Ordovician of St. Petersburg region, Russia: preliminary data
P1-09	<u>Jagt J.W.M.</u> , Cremers G.C.H., Deckers M.J.M., Jagt-Yazykova E.A.	Foreign components amongst cretaceous echinoids from Plio-Pleistocene gravel deposits in the Netherlands
P2-09	Kalachev A.V.	Effect of dopamine on phenotypic plasticity in larvae of sea urchins
P2-10	<u>Kalacheva (Bobrovskaya) N.</u> , Dolmatov I.	Cellular source of digestive system regeneration in <i>Lamprometra palmata</i> and <i>Anneissia bennetti</i>
P1-10	Kalyakin E.A.	Traces of the antemortem injuries in the tests of the Late Cretaceous echinoids
P1-11	<u>Kalyakin E.A.</u> , Mirantsev G.V., Pervushov E.M., Ryabov I.P., Seltser V.B., Ilinskii E.I.	Turonian – Coniacian echinoderms from the south of the Russian platform
P1-12	<u>Kremenetskaia A.V.</u> , Dilman A.B., Minin K.V., Mironov A.N., Muratov A.V., Savilova T.A., Gebruk A.V.	Collection of Echinodermata in the P.P. Shirshov Institute of Oceanology, Russian academy of sciences
P1-13	Kunaeva G.S.	Morphology, classification and lineage of sea urchins of the suborder Urechinina (Echinoidea: Holasteroidea) of the Mesozoic and Cenozoic boundary of the Mangyshlak peninsula
P1-14	Kushlina V.B., Rozhnov S.V.	<i>Bolboporites</i> : the interpretations getting back on track
P1-15	<u>Lefebvre B.</u> , Guensburg T.E., Bell G.L.	Taxonomic revision of the cornute family Cothurnocystidae Bather, 1913 (Echinodermata, Stylophora) based on new and revised occurrences from the Anti-Atlas (Morocco), Montagne Noire (France) and Nevada (USA)
P1-16	Mao Y., Kutscher M., Li Yue, <u>Reich M.</u>	Filling gaps: Devonian Echinoidea, Holothuroidea, and Cyclocystoidea from China (Echinodermata)
P2-11	<u>Martinez A.</u> , Catalán J., Merino-Yunnissi C., Sellanes J., Ibáñez C.M.	Diversity and distribution of echinoderms at the South Eastern Pacific
P1-17	<u>Martinez-Melo A.</u> , Romero-Mayen V., Villier L., Alvarado-Ortega J.	The echinoids from the National Collection of Paleontology, Institute of Geology, Unam, Mexico

P1-18	<u>Mekhova E.</u> , Kolbasova G.D.	Morphological changes in skeletal elements of feather star causing by <i>Myzostoma khandkhoaensis</i> sp. nov. (Myzostomida, Annelida)
P2-12	Millán-Medina C., Díaz A., Poulin E., Merino-Yunniss C., <u>A. Martínez</u>	Genetic diversity and demographic history of the endemic southeastern pacific sea urchin <i>Arbacia spatuligera</i> (Valenciennes, 1846)
P1-19	<u>Mirantsev G.V.</u> , Anekeeva G.A., Terentyev S.S., Semenov N.K.	New cyclocystoids (Echinodermata) from the middle-upper Ordovician of the Leningrad region
P1-20	<u>Mirantsev G.V.</u> , Mironenko A.A., Ippolitov A.P.	First middle Jurassic ophiuroids from the central Russia
P2-13	<u>Mironov A.N.</u> , Zhang D., Wang C.	New species of the genus <i>Bathycrinus</i> (Crinoidea, Bathycrinidae) from the Yap and Palau trenches
P2-14	<u>Moreau C.</u> , Danis B., Jossart Q., Eléaume M., Saucède T.	Diversity in Kerguelen asteroids: a crossroads of faunal influences in the Southern Ocean
P2-15	<u>Osorio Kuan J.A.</u> , Salgado-Ortiz N., Arreguín Espinosa de los Monteros R., Solís-Marín F.A., Simental Crespo D.	Sea cucumbers fibrillar collagen: structural and physical-chemical characterization
P2-16	<u>Panina E.G.</u> , Stepanov V.G.	Record about holothurians of the Matua Island (Kuril Islands)
P2-17	Reich M.	Towards a terminology of anal plates in modern sea cucumbers (Holothuroidea)
P1-21	<u>Rozhnov S.V.</u> , Solomonov N.G.	Ediakaran <i>Arkarua</i> is not an echinoderm, but a bursting bubble in a cyanobacterial mat: conclusion from a Cambrian find in Siberia
P2-18	<u>Saiton M.</u> , Miyauchi E., Kanazawa K.	Different food preference related to arm morphology in two asteroid species
P2-19	<u>Salgado-Ortiz N.</u> , Osorio Kuan J.A., Arreguín Espinosa de los Monteros R., Solís-Marín F.A., Simental Crespo D.	Mycosporine-like aminoacids as photoprotective compounds on sea cucumber collagen
P2-20	Salomé F.-R., Navarro N., Laffont R., Danis B., <u>Saucède T.</u>	Modeling the distribution of echinoid fauna in the Southern Ocean
P2-21	<u>Sánchez Alonzo D.M.</u> , Solís-Marín F.A., Laguarda-Figueras A.	New record of the genus <i>Leptopentacta</i> H. L. Clark, 1938 (Holothuroidea: Cucumariidae) for the Mexican Pacific

P2-22	<u>Sánchez Alonzo D.M.</u> , Solís-Marín F.A., Laguarda-Figueras A., Conejeros-Vargas C.A., Rivas-Lechuga G.	New records of the family Cucumariidae Ludwig, 1894 (Holothuroidea: Dendrochirotida) for the Mexican Pacific
P1-22	Semenov N.K.	New data on Cryptocrinidae (Echinodermata, Eocrinoidea) from the middle Ordovician of Leningrad district (Russia)
P1-23	Semenov N.K.	Some new data on Hemicosmitida (Echinodermata, Rhombifera) from the middle Ordovician of Leningrad district (Russia)
P2-23	<u>Shulga A.</u> , Dolmatov I., Ginanova T., Eliseikina M., Lamash N.	Gelatinase expression: a factor determining the regenerative ability in holothurians
P2-24	<u>Smirnov I.S.</u> , Neyelov A.V., Smirnov A.V.	Development of the concept of E.N. Gruzov on formation of the Antarctic shelf fauna on an example of ophiuroids and fish
P1-24	<u>Smirnov I.S.</u> , Smirnov A.V., Khalikov R.G., Lobanov A.L., Nazarova S.A., Voyta L.L.	Information retrieval system on the research echinoderm collection of the Zoological Institute RAS
P2-25	<u>Solís-Marín F.A.</u> , Crespo D.S., Caballero-Ochoa A.A., Conejeros-Vargas C.A.	Nutritional composition of <i>Isostichopus fuscus</i> , <i>I. badionotus</i> and <i>Holothuria grisea</i> (commercially valuable sea cucumbers)
P2-26	<u>Stepanov V.G.</u> , Panina E.G.	New record about distribution of sea cucumber <i>Ypsilothuria bitentaculata attenuata</i> from Far-Eastern seas of Russia
P2-27	<u>Wakayama N.</u> , Kiyono Y., Saitoh M., Kanazawa K.	Molecular phylogeny of spatangoid sea urchins
P2-28	<u>Zavalnaia E.G.</u> , Shamshurina E.V.	The expression of <i>piwi</i> and <i>seali</i> genes in holothurian <i>Eupentacta fraudatrix</i> tissues during regeneration
P2-29	<u>Zhang D.</u> , Na J., Chen W., Zhang R., Lu B., Wang C	Genetic diversity and population structure of a species of Ophiuroidea in the Weijia guyot
P2-30	<u>Zhang R.</u> , Zhang D., Wang C., Zhou Y., Zhang H.	A preliminary phylogenetic study on deep-sea starfish Brisingida, based on samples from the Western Pacific Ocean