


Life Sci



The
AMERICAN PEONY SOCIETY
Bulletin



SHIMANE CHO JURAKA (LONG LIFE) (PHOTO BY ROBERTO GAMOLETTI)

December 2005 – Number 336

A Californian's Take on Tree Peonies
Growing Tree Peonies in Minnesota
Tree Peonies – The Most Beautiful Flowers
Remembering Chris Laning



THE AMERICAN PEONY SOCIETY (APS) is a nonprofit horticultural organization, incorporated as a membership corporation under the laws of the State of Missouri. APS is organized exclusively for educational and scientific purposes, and especially to promote, encourage and foster the development and improvement of the genus *Paeonia* and public interest therein. These purposes are expressly limited so that APS qualifies as an exempt organization under section 501(c)(5) of the Internal Revenue Code of 1954 or the corresponding provision of any future Internal Revenue law. Donors may not deduct contributions to APS.

Opinions expressed by contributors to this publication are solely those of the individual writers and do not necessarily reflect the opinions of the Editor, Directors or the Society.

APS publishes paid advertisements as a service to its members, but cannot be responsible for the quality of merchandise or services from these advertisers.

In compliance with the US Copyright Act for Serials, the rights to all APS' published material (including advertisements, artwork and photos) remains with the author and may be reprinted only with the author's permission. Exempted materials, created expressly for APS by Staff, Directors or Committees, or at their request, are protected under APS copyright.

ISSN 0003-0384

MEMBERSHIP & THE BULLETIN

All interested persons are invited to join and participate in APS' activities. Dues are paid for January 1–December 31 of any year. A subscription to *The APS Bulletin* is included with all memberships. Dues received before November 1 receive all four issues of *The Bulletin* for the current year (while supplies last). Dues received after November 1 are recorded for the following year, unless otherwise specified. Annual Individual(s) US dues are \$15.00; Canadian residents \$20.00; Europe \$25.00; Pacific Rim \$40.00. Individual(s) memberships are for 1 or 2 persons at the same address, receiving one copy of *The APS Bulletin*. Other terms and types of membership are listed on the application included within this issue. Refunds are available only to Institutional members and all memberships are non-transferable.

CONTACT INFORMATION

All correspondence for APS and *The APS Bulletin* may be directed to: Claudia Schroer, Editor–APS, 713 White Oak Lane, Gladstone, MO 64116-4607. Office phone (816) 459-9386; Fax (816) 459-7430. E-mail to: cjschroer@kc.rr.com.

PUBLISHING DEADLINES

March issue – January 15

June issue – April 15

September issue – July 15

December issue – October 15

The APS Bulletin is mailed quarterly, on or about, February 25, May 25, August 25 and November 25.

www.americanpeonysociety.org

The American Peony Society Bulletin®

COLUMNS

President's Message	210
Letters to the Editor	211
Intersectional Point of View	242
Bulletin Board	257

DEPARTMENTS

Administrative	208
Honorary Gifts	213
Memorial Gifts	214
New Cultivar Registration	220
Local & Regional Events	224
APS Publications	252
Membership Application	261

OBSERVATIONS & OPINIONS

For the Love of a Peony STEVE ROSE	248
Looking Good This Year AL ROGERS	248
New at Swenson Gardens KEITH SWENSON	249
This Bud's For You TIM MCCAULEY	250
Additions to My Garden FRANKLIN CHOW	251
Leon's Short List LEON PESNELL	251
Comments from Canada BRIAN PORTER	251

December 2005 No. 336

**A Californian's Take
on Tree Peonies**
Irene Tolomeo
PAGE 228

Michel Rivière
In His Own Words
PAGE 232

**Growing Tree Peonies
in Minnesota**
Harvey Buchite
PAGE 234

The Most Beautiful Flowers
Roberto Gamoletti
PAGE 240

SOCIETY NEWS

Future APS Conventions	213
Remembering Chris Laning ART HARTMAN	215
2005 Exhibition Awards	216
CPS 2006 Show & Meeting MARY PRATTE	230
Membership Drive	231
New Registration Feature	233
New Advertising Rates	233
Open Gardens 2006	245
Attention: Seedsavers!	253
Il Libro Delle Peonie	256

PUBLISHED QUARTERLY IN MARCH, JUNE, SEPTEMBER & DECEMBER

APS Organization & Administration

BOARD OF DIRECTORS

TERMS EXPIRING 2006

CAROL ADELMAN

5690 Brooklake Rd NE, Salem, OR 97305-9660

ELIZABETH BABB

PO Box 848 Yarmouth, ME 04096-0848

JOHN ELSLEY

520 Bryte Street, Greenwood, SC 29649-3110

BEN GOWEN

6440 Haseltine Blvd, Excelsior, MN 55331-8049

SCOTT REATH

N 195 County Rd 577, Vulcan, MI 49892-8402

CLAUDIA SCHROER

713 White Oak Lane, Gladstone, MO 64116-4607

TIM STANEK

23329 Ellington Ave, Glenwood, IA 51534-5093

PETER WALTZ

84 Brentwood Rd, Exeter, NH 03833-4510

TERMS EXPIRING 2007

HARVEY BUCHITE

813 Elm Street, Anoka, MN 55303-2823

KENT CROSSLEY

1245 Delaware Ave, St Paul, MN 55118-1909

DON HOLLINGSWORTH

28747 290th Street, Maryville, MO 64468-8302

REINER JAKUBOWSKI

624 Pineridge Rd, Waterloo, ON N2L 5J9 Canada

JACK NORDICK

PO Box 24, Ortonville, MN 56278-0024

MARTIN PAGE

19, Bytham Heights, Castle Bytham; Grantham
Lincolnshire NG33 4ST United Kingdom

DONALD R. SMITH

46 Exeter Street, West Newton, MA 02465-2621

LINETTE SORRENTINO

10255 Jersey Avenue, Chaska, MN 55318-9215

DANA TRETHERWAY

9646 East 28th Street, Tulsa, OK 74129-7005

OFFICERS

Peter Waltz
PRESIDENT

Harvey Buchite
VICE PRESIDENT

Sandra Hader
TREASURER

Claudia Schroer
**CORRESPONDING
SECRETARY**

Kent Crossley
**RECORDING
SECRETARY**



**OUR
FUTURE
LIES
CHIEFLY
IN OUR
OWN HANDS.**
- Paul Robeson

APS Organization & Administration

BACK ISSUES

Single issues from December 2003–present of *The APS Bulletin* are available from the Editor, postpaid.

US	\$ 8.00
Canada	\$ 9.00
Pacific Rim	\$12.00
All other countries	\$11.00

CLASSIFIED ADVERTISING RATES

30¢ per word, minimum 20 words.

REGISTRATION & NOMENCLATURE

APS acts as the International Cultivar Registration Authority for peonies. Contact: Reiner Jakubowski, APS Registrar–624 Pineridge Road, Waterloo, ON N2L 5J9 Canada or registration@americanpeonysociety.org. The fee is \$5.00 for each registration. Add \$35.00 to have a color photo printed along with the description in *The Bulletin*—available in the March and September issues. Send check/money order payable to APS. A form and information is available on the website.

SEED DISTRIBUTION PROGRAM

Harvey Buchite–813 Elm Street, Anoka, MN 55303-2823 USA or gardener@ricecreekgardens.com. Available seeds in the March issue.

TREASURER

Sandra Hader, CPA–8534 North Britt Avenue, Kansas City, MO 64154-1953 USA.

WEBSITE

www.americanpeonysociety.org;
Peter Waltz, Webmaster.

PUBLICATION SALES

Tim Stanek–23329 Ellington Ave, Glenwood, IA 51534-5093 USA. E-mail: Tjstanek@aol.com.

DIRECTORS EMERITUS

Dale Baum
Leila Bradfield
Joseph Glocka
Vernon Kidd
Floyd Kimball
Kit Klehm
Roy Klehm

PLEASE CONTACT THE EDITOR, IF YOU HAVE COLOR PEONY SLIDES (WITH CULTIVAR NAMES) THAT YOU WOULD LIKE TO DONATE TO APS.

DISPLAY ADVERTISING RATES

ALL ADS PREPAID	BASIC, EACH (BLACK AND WHITE)	FOUR BASIC ADS, FOUR CONSECUTIVE ISSUES	FOUR-COLOR RATE, EACH (ADD TO BASIC RATE)
¼ PAGE	\$30.00	\$108.00	\$40.00
½ PAGE	\$45.00	\$162.00	\$75.00
FULL PAGE	\$60.00	\$216.00	\$150.00

Inside back cover—full page, color only, available in all issues, \$250.00 each. Color advertising on inside pages is available in the March and September issues, only.

PRESIDENT'S MESSAGE

In July 2004 I visited Bill Countryman's garden in Northfield, Vermont. The exact chronology of the garden is less important than what Bill accomplished: buying completely wooded land on the side of a mountain, clearing trees in large plots and planting peonies, several thousand all together. As I recall, Bill's occupations before retirement were primarily earth-related—things such as teaching botany and evaluating the environmental impact of large projects in ecologically sensitive areas. But let us not forget what became Bill's greatest love—the huge diversity of peony forms, as seen in his collection of named plants. When I recall Bill describing his plants, it makes me think of the poem “To see a world in a grain of sand and a heaven in a wild flower...”

I first visited Chris Laning in Kalamazoo, Michigan in 1995. At that time I had been hybridizing myself for about ten years and was interested in seeing the result of another hybridizer's effort. What I saw was inspirational—several large fields of seedlings, which I mapped, with an estimated 12,000 plants. I spent hours alone walking up and down the rows, inspecting each plant for detail of leaf and bud and flower. In August of that year, I drove back the 1,000 miles to Kalamazoo, returning to Exeter with my first Laning plants. These, and the collections of several more visits, were planted in a former vegetable garden—the place of honor—and they are still there today. Chris collected many of his breeder plants directly from Silvia Saunders, so he was my closest link to A. P. Saunders, himself. In the future I plan to write an in-depth article about Chris and his plants, with photos showing the features that make them unique.

The American Peony Society mourns the passing of these members. I feel fortunate to have known them both.



Peter Waltz
Director & President, American Peony Society

LETTERS TO THE EDITOR

Dear Claudia,
As I read my first issue of *The APS Bulletin*, I was absolutely delighted to learn that I am the winner of the drawing at the APS convention for the LEMON CHIFFON peony root, donated by Peter Waltz. I thought being able to ask questions of experts like Don Hollingsworth at my first peony convention was the icing on the cake; but winning this plant is an unbelievable bonus! Observing all the wonderful peony blooms on display at the Exhibition was truly inspirational for a novice peony gardener like me. I look forward to receiving the root division, and promise to treat it like the treasure it is.

Sincerely,
Karen Hyatt
Amesbury, Massachusetts



Dear Claudia:
A recent article by Peter Waltz said that the Saunders' peony PLAYMATE was apparently extinct. Not so! It is alive and very well in my garden. I purchased it in 1989 from Reath's Nursery for \$15. It is the first of my peonies to bloom, even as early as April 16 in central Ohio (latitude 40.3 degrees, elevation 900 feet). According to the bloom time data compiled by Michael Denny, four other growers reported its bloom time. This plant has

definably "survived well" for me, is not "lacking in vigor" and does not seem "physiologically weak." It has not attained a "large biomass," but it is not inherently a large cultivar and is not in soil that is as favorable to growth as some of my other peonies. Also, one grower reported DIANTHA and four growers reported SILVER DAWN, which he said were also apparently extinct.

Sincerely,
Peggy Steffel
Delaware, Ohio



Dear Ms. Schroer:
My September issue of *The Bulletin* arrived today and I sat right down to read it. How sad it was to learn of the passing of Chris Laning. My wife and I had the pleasure of meeting him some ten years ago at one of the APS conventions. Over the years we attended conventions in Michigan, Ohio, Wisconsin, and Ontario. I always enjoyed seeing Chris again and was in awe of his vast knowledge of the peony.

I fondly remember the year that the convention was held in Kalamazoo, Michigan. We all got to tour the gardens and farm of Chris and Lois Laning. As we wandered the rows of beautiful peonies we were all amazed at the huge variety, many as yet un-

named. We tied tags onto ones that we wanted to buy when they were divided in the fall. My wife selected one that she said was the most beautiful peony she had ever seen. Chris explained that it was one of his new varieties named LOIS' CHOICE and that it was not yet for sale. He could see the disappointment in my wife's face. He cut one of the blooms and handed it to her. "Write me when you get home" he said, "and I'll see if I can spare a small division."

In the fall a box full of peony divisions arrived. Inside among my other selections was a large division of LOIS' CHOICE. Chris was a kind and generous man, always willing to share. Some years later he offered "F3" Hybrids for sale. I drove to Kalamazoo to pick up my order and was greeted like an old friend. I drove home with a trunk full of great divisions.

I always enjoyed the fund raising auction held after the banquet. I always tried to buy something that Chris had donated. My two yellow Itoh hybrids came into my collection this way. When I moved two years ago my collection of 55 plants yielded 275 divisions. They all bloomed beautifully this summer. LOIS' CHOICE is now three plants—loaded with nearly 100 blooms this year!

I have enclosed a photo that I hope you will share with the membership in the next issue of *The APS Bulletin*. It's a photo of Chris and Lois Laning taken at the Mansfield, Ohio peony show in June of 1996. I asked Chris if he would pose with Lois for a photo. "Certainly not," he said. "Yes you will," Lois said. The result was this great photo. The bucket in front is full of LOIS' CHOICE blooms. [Editor's note: please see photo on the back cover.]

Chris Laning will be sadly missed, but he will live on in the memories and the gardens of the many people who were blessed to know him.

Yours truly,
Michael Huggins
Monroe, Michigan

**We are saddened
to report
the following
members' deaths:**

Margaret McCrae
Walla Walla, Washington

✱ ✱ ✱

Gene Wild
Sarcoxie, Missouri

HONORARY GIFTS

Please address all contributions to Claudia Schroer, Editor—APS, 713 White Oak Lane, Gladstone, MO 64116-4607. Checks or money orders payable to APS; MasterCard or Visa: phone (816) 459-9386 or Fax (816) 459-7430..

**Donation made to APS in honor of
ROY KLEHM and KLEHM'S SONG SPARROW
NURSERY and FARM
AVALON, WISCONSIN**

Heartland Peony Society — Kansas City, Missouri



**Donation made to APS in honor of
ELIZABETH BABB
YARMOUTH, MAINE**

Newburyport Garden Club — Newburyport, Massachusetts

INTO THE FUTURE... APS CONVENTIONS — TENTATIVE SCHEDULE —

June 9, 10 and 11, 2006
hosted by Scott Arboretum
Swarthmore College — Swarthmore, Pennsylvania

May 18, 19 and 20, 2007
hosted by Heartland Peony Society
Kansas City Metropolitan Area

Mid-June 2008
hosted by Minnesota Peony Society
Twin Cities Metropolitan Area

More information will be available in the March 2006 issue of *The Bulletin*.

MEMORIAL GIFTS

Please address all contributions to Claudia Schroer, Editor—APS, 713 White Oak Lane, Gladstone, MO 64116-4607. Checks or money orders payable to APS; MasterCard or Visa: phone (816) 459-9386 or Fax (816) 459-7430.

**Donation made to APS In memory of
WILLIAM D. COUNTRYMAN
NORTHFIELD, VERMONT**

Eleanor and Bill Tickner — Gradyville, Pennsylvania
Claudia and Joe Schroer — Gladstone, Missouri
Melanie Sheets and Peter Waltz — Exeter, New Hampshire
Harvey Buchite; Rice Creek Gardens — Blaine, Minnesota
Mary Lou and Phillip Humphrey — Lawrence, Kansas
Lavon and Don Hollingsworth; Hollingsworth Nursery — Maryville, Missouri
Dana Tretheway — Tulsa, Oklahoma
Alexis Landon and Reiner Jakubowski — Waterloo, Ontario, Canada
Carol and Jim Adelman; Adelman Peony Gardens — Salem, Oregon
Donald R. Smith — West Newton, Massachusetts



**Donation made to APS In memory of
PETER "CHRIS" LANING
KALAMZOO, MICHIGAN**

Eleanor and Bill Tickner — Gradyville, Pennsylvania
Claudia and Joe Schroer — Gladstone, Missouri
Melanie Sheets and Peter Waltz — Exeter, New Hampshire
Harvey Buchite and Rice Creek Gardens — Blaine, Minnesota
Lavon and Don Hollingsworth; Hollingsworth Nursery — Maryville, Missouri
Dana Tretheway — Tulsa, Oklahoma
Dennis Paaue — Portage, Michigan
Carol and Jim Adelman; Adelman Peony Gardens — Salem, Oregon
Donald R. Smith — West Newton, Massachusetts

Remembering Chris Laning

Art Hartman — Mattawan, Michigan

Chris Laning was, like most of us, a man of complications and contradictions. He was quite generous, offering divisions of very special plants for a pittance. But if you really wanted something very badly and he knew it, well, it would be a long time, if ever, before you saw a division.

Most folks who knew Chris, even casually, were aware of his sense of humor, a humor that was impish, a little wacky and at times an ever-so-little-bit off color. Some folks found it off-putting, others hilarious and still others simply odd.

Many, who met Chris for the first time, if they were part of a crowd, would find that after introductions everyone became either “George” or “Jeanette.” This was his simple solution to the sometimes difficult task of remembering several new names quickly—again, hilarious to some and annoying to others.

Chris was a man of strong faith, steadfastly unshaken through his trials of going blind and finally the one that took his life. Yet Chris readily acknowledged, when seeing a particularly attractive peony in another garden, that he would be nearly overcome by a larcenous urge.

Chris was above all a man with a kind disposition and a fundamental goodness. Even when times became tough and medication dulled his mental quickness, there was always a quick handshake and a ready smile.

The world is a poorer place without Chris Laning, but Chris lives on through his wonderful family, his many peony introductions and of course in the memories of those who knew him.

*We make a living by what we get,
We make a life by what we give.*
— Sir Winston Churchill

2005 Exhibition Awards

Dana Tretheway, Exhibition Chairman — Tulsa, Oklahoma

June 17, 18 and 19

Maine Audubon Environmental Center — Falmouth, Maine

Continued from *The APS Bulletin* — No. 335, page 152.

Divisions and/or classes not listed had no entries or awards.

Honorable Mention has been abbreviated, HM.

DIVISION 1

OPEN TO ALL EXHIBITORS

LACTIFLORA GROUP

**three blooms of the same
variety in one container**

101 Collection,

25 different Cultivars

1. Adelman¹

102 Collection, 15 different

**cultivars, lactiflora only, double,
bomb, semi-double**

1. Adelman¹

103 Collection, 10 different

**cultivars, herbaceous hybrids,
any form**

1. Adelman¹

110 Double White

1. WHITE IVORY Klehm⁴
2. CLASS ACT Klehm⁴

111 Double Blush

1. MOTHER'S CHOICE Adelman¹

112 Double Light Pink

1. MY PAL RUDY Klehm⁴
2. PILLOW TALK Klehm⁴
2. (Tie) REINE DELUXE Klehm⁴

118W Bomb White

2. CAPITOL DOME Hollingsworth³

118P Bomb Pink

1. BELLEVILLE Hollingsworth³

118R Bomb Red

2. BIG BEN Hollingsworth³

119 Japanese White or Blush

2. CHEDDAR POM POM
Adelman¹

120 Japanese Pink

1. GARDEN LACE Hollingsworth³

121 Japanese Red

1. COMANCHE Adelman¹
2. TOP HAT Hollingsworth³

123 Single Pink

1. DRESDEN Coos Riviera²

LACTIFLORA GROUP

one bloom per container

130 Double White

1. BROTHER CHUCK Klehm⁴
2. LUXOR Adelman¹
2. (Tie) WHITE IVORY Klehm⁴

131 Double Blush

1. REINE SUPREME Klehm⁴
2. NICK SHAYLOR Klehm⁴

132 Double Light Pink

1. PILLOW TALK Klehm⁴
2. REINE DELUXE Klehm⁴
2. (Tie) DINNER PLATE Klehm⁴

133 Double Dark Pink

1. ROZELLA Adelman¹
2. MRS. FDR Adelman¹

134 Double Red

1. BIG BEN Adelman¹
135 Semi-double White or Blush
2. MINNIE SHAYLOR Adelman¹
136 Semi-double Pink
1. RASPBERRY CLOWN Klehm⁴
2. MISS AMERICA Adelman¹
137 Semi-double Red
1. MONS. JULES ELIE
Hollingsworth³
138 Bomb Double White or Blush
1. MR. ED Adelman¹
139 Bomb Double Pink
1. ANGEL CHEEKS Adelman¹
2. TOUCH OF CLASS Klehm⁴
140 Bomb Double Red
1. FELIX CROUSSE Adelman¹
141 Japanese White or Blush
1. CHEDDAR POM POM
Adelman¹
2. STELLAR CHARM
Hollingsworth³
142 Japanese Pink
1. LE CHARME Klehm⁴
2. GOLLY Adelman¹
143 Japanese Red
1. TRAFFORD BIGGER
Hollingsworth³
2. SWORD DANCE Adelman¹
144 Single White or Blush
- HM KRINKLED WHITE Adelman¹
145 Single Pink
1. SEA SHELL Adelman¹
146 Single Red
1. PRES. LINCOLN Adelman¹
**HERBACEOUS HYBRID
OR SPECIES**
**three blooms of the same
variety in one container**

- 151 Double or
Semi-double Coral**
1. PINK HAWAIIAN CORAL
Adelman¹
2. CORAL CHARM Waltz⁸
153 Double or Semi-double Red
1. MANY HAPPY RETURNS
Hollingsworth³
2. MANY HAPPY RETURNS
Hollingsworth³
HM CHERRY RUFFLES
Hollingsworth³
154 Japanese, any color
2. SHOWGIRL Hollingsworth³
158 Single Pink
- HM FRIENDSHIP Hollingsworth³
159 Single Red
- HM BURMA RUBY Hollingsworth³
**HERBACEOUS HYBRID
OR SPECIES**
one bloom per container
**161 Double or
Semi-Double Yellow**
1. LEMON CHIFFON Adelman¹
**162 Double or
Semi-Double Coral**
1. CORAL CHARM Adelman¹
2. CORAL CHARM Adelman¹
163 Double or Semi-Double Pink
1. CYTHEREA Adelman¹
2. BOCKSTOCE Adelman¹
HM PAULA FAY Coos Riviera²
164 Double or Semi-Double Red
1. RASPBERRY CHARM Adelman¹
2. COMMAND PERFORMANCE
Adelman¹
HM RED CHARM Adelman¹

continued >

165 Japanese Any Color
2. SHOWGIRL Hollingsworth³

168 Single Coral
HM CORAL & GOLD Adelman¹

169P Single Pink
1. SWEET MAY Adelman¹
2. SUZANNA HOTZ Hollingsworth³

169R Single Red
1. CHOCOLATE SOLDIER
Adelman¹

2. CARINA Hollingsworth³

INTERSECTIONAL/ITOH

HYBRIDS GROUP

three blooms per container

170 Any Form, Yellow

1. GARDEN TREASURE Adelman¹
HM PRAIRIE CHARM Adelman¹

**171 Any Form, Any Color
Except Yellow**

1. SCARLET HEAVEN Adelman¹
HM OLD ROSE DANDY
Adelman¹

DIVISION II

AMATEUR

**201 Ten Different Cultivars Any
Kind, Form or Color**

1. Uhde⁷
2. Paauwe⁶
HM Paauwe⁶

LACTIFLORA

**(unless otherwise stated)
three blooms per container**

205 Double White

1. ANGEL CHEEKS Paauwe⁶
2. FESTIVA MAXIMA Uhde⁷

206 Double Pink

1. PILLOW TALK Paauwe⁶
2. DINNER PLATE Uhde⁷
HM PRINCESS MARGARET Uhde⁷

209 Bomb Double

1. RASPBERRY SUNDAE Uhde⁷

210 Japanese Form

1. GAY PAREE Paauwe⁶
2. CORA STUBBS Uhde⁷
HM GAY PAREE Uhde⁷

LACTIFLORA

**(unless otherwise stated)
one bloom per container**

212 Herbaceous Hybrid

three blooms per container

1. SCARLET O'HARA Uhde⁷
2. MOONRISE Uhde⁷
HM PRAIRIE MOON Uhde⁷

220 Double White

1. FESTIVA MAXIMA Uhde⁷

221 Double Blush

1. MOONSTONE Uhde⁷

222 Double Light Pink

1. PILLOW TALK Uhde⁷

224 Double Red

1. MARY BRAND Uhde⁷

[Editor's Note: Recently I received a box of ribbons from Elizabeth Babb. These ribbons were awarded at the 2005 Exhibition. Although they are a bit mangled, I think that some exhibitors would like to have them. If you are one of these exhibitors, please let me know and I'll mail the ribbons to you.]

225 Semi-Double

1. MISS AMERICA Uhde⁷

227 Japanese Form

1. PINK LEMONADE Uhde⁷

228 Single Form

1. SEASHELL Uhde⁷

229 Herbaceous Hybrid

1. PRAIRIE MOON Uhde⁷

DIVISION III

NOVICE

one bloom per container

315 Lactiflora Double

White or Blush

1. SNOW PRINCESSES Krause⁵

**322 Herbaceous Hybrid or
Species Double or Semi-Double**

1. AMERICA Krause⁵

324 Suffruticosa Tree Peony

1. HANA-KISOI Krause⁵

DIVISION V

SPECIAL ENTRIES

501 Commercial Grower

25-50 Cultivars

1. Adelman¹

**502 Visitor from the greatest
distance, Five cultivars**

1. Adelman¹

**North Dakota Memorial Award
Collection — five cultivars, full
double, any type or color**

1. Adelman¹

DIVISION VII

ARTISTIC DESIGN

1. MIDNIGHT SUN "Glory"
Krause⁵

EXHIBITORS

- ¹ Adelman Peony Gardens
Carol and Jim Adelman
Salem, Oregon

- ² Coos Riviera Peonies
Marion Schafer
Dalton, New Hampshire

- ³ Hollingsworth Nursery
Don Hollingsworth & Luke
Hudson
Maryville, Missouri

- ⁴ Klehm Song Sparrow
Farm and Nursery
John Elsley
Avalon, Wisconsin

- ⁵ Joanne Krause
Manchester, New Hampshire

- ⁶ Dennis Paauwe
Portage, Michigan

- ⁷ Bill Uhde
Sandy Hook, Connecticut

- ⁸ Peter Waltz
Exeter, New Hampshire

If your membership expires this year (check your mailing label or the membership roster), please remember to pay your dues by January 31, 2006 to be included in the APS 2006 Yearbook.

All current memberships as of January 31st will be sent a free copy of the 2006 Yearbook. The fee for the 2006 Yearbook for late renewals will be \$5.00. APS

New Cultivar Registration

Reiner Jakubowski, Registrar — Waterloo, Ontario, Canada

DIAMOND HEAD (Jack Nordick, Ortonville, MN, 2005). Lactiflora. Parentage: Francois Ortegat x self (or x Mons. Jules Elie). Seedling number N-001. First bloomed 1996. Double, 5 buds per stem, medium sized up-facing flowers. Petals cupped with frilled edges, colored rose-mauve to bright magenta with tips silver-white. Average width of guards $\frac{3}{4}$ –1 inch. Pollen bearing stamens present ($\frac{1}{2}$ – $\frac{3}{4}$ " long), but carpels residual or absent, no seeds. Upright growth habit to 38 inches. Stands up better than similar peonies with larger flowers, but benefits from mechanical support. Silver petal edges make this peony a nice accent when planted with darker cultivars. Named with Hawaii's famous landmark in mind.

GARY CENTENNIAL (Zlatana J. Draskovich, Gary, IN, 2005). Herbaceous Hybrid. Claimed parentage: 'Mons. Jules Elie' (colchicine treated) x "Conestoga Wagon Peony" (colchicine treated). The name of the pollen parent alludes to the peony carried with them by the early settlers as they made their way west, most often in Conestoga wagons. Seedling number Z4848. First bloomed 1996. Full double blooms, average number three per stem. Petals pale pink, guards 1-inch width, blossom size $3\frac{1}{2}$ inches. Average height 30 inches. Spreading growth habit benefits from mechanical support. No stamens, no carpels, some fragrance. Blooms mid to late season. Unusual in a hybrid, this peony exhibits many characteristics typical of the Lactiflora Group. Named to honor the centennial of the city of Gary, Indiana. This peony will be ceremoniously introduced on the centennial date, July 14, 2006.

GARY INDIANA (Zlatana J. Draskovich, Gary, IN, 2005). Lutea hybrid tree peony. Parentage: 'Kamada Fuji' (colchicine treated) x 'Redon' (colchicine treated). Resulting seedling was also treated. Seedling number 2006. First bloomed 1996. Semi-double blossoms, to $6\frac{1}{2}$ inches in diameter, average number, two per stem. Blooms mid-season and shows tendency to rebloom. Well-displayed flowers are lavender in color, fading towards the edges. Petals are ruffled or crinkled, which with blush edging gives an appealing frosted look that intensifies as the bloom ages. Sheath colored pale rose. Carpels, stamens, and seeds. Broad pointed medium green leaves. Fragrance reminiscent of apples. Average height 40 inches. Named in honor of the city of Gary, Indiana. This peony will be ceremoniously introduced on the centennial date, July 14, 2006.

New Cultivar Registration

Reiner Jakubowski, Registrar — Waterloo, Ontario, Canada

SONOMA ROSY FUTURE (Irene Tolomeo, Sonoma, CA, 2005). No seedling number. Parentage: Unnamed lactiflora seedling x Lutea Hybrid 'Boreas'. First bloomed 2003, propagated 2004. Flowers are single, to 7 inches diameter, average two buds per stem. Dark rose petals with flares of darker rose. Petals notched. Carpels green, 6 on average, sparsely hairy, with normal shaped yellow stigmas. Stamens and pollen. Has produced seeds but none yet fertile. Sheath complete, yellow. Foliage excellent throughout growing season, typical of Itoh hybrids, with narrow pointed leaflets, green. Height at maturity is 39 inches, upright growth habit, no mechanical support needed. Blooms mid-season.

ANNE OVESON (Irene Tolomeo, Sonoma, CA, 2005). Lactiflora. Parentage unknown, from APS seed exchange. No seedling number. First bloomed 1999, propagated 2003. Semi-double up facing flowers, 6–8" in size, average two buds per stem. Pink flowers with normal shaped rose-red stigmas on smooth pale green carpels. Six carpels on average. Yellow stamens $\frac{1}{2}$ – $\frac{3}{4}$ inches long. Pollen and seeds. Disk complete, pale yellow. Foliage broad pointed and green. Upright growth to 35 inches does not normally need mechanical support. Named with permission, for Anne Oveson, Wallowa, Oregon.

SEIDLITE (Irene Tolomeo, Sonoma, CA, 2005). Lutea hybrid tree peony. Parentage unknown, seed from Bill Seidl. First bloomed 1994, propagated 2001. Semi-double out-facing flowers to 6 inches in diameter. Rosy pink petals, suffused with yellow, dark wine colored flares diffused over lower quarter area of petals. Guard petals cupped, 2 inches wide. Average of four light green, smooth, carpels. Wine colored filaments, lighter wine at tips. Stamens average $\frac{3}{4}$ inch. Pollen and seeds. Exceptionally fertile as both seed and pollen parent. Sheath partial, pink. Height to 5½ feet or more. Yellow-green foliage on upright plant, turns bronzy-yellow earlier in fall than other similar plants. Tends to rebloom in fall, though not profusely. Fall blooms reported to be smaller than in the spring, and a richer pink not suffused with yellow. The name recognizes the hybridizer, Wm. Seidl, and is used with permission.

AUNT ERNA (Roy G. Klehm, South Barrington, IL, 2005). Lactiflora. Parentage unknown. Seedling number KR 53-38. First bloomed 1995, first propagated 1995. Single, soft creamy white flowers with ivory under-

tones. Triple row of cupped, rounded petals, somewhat ruffled. Stigmas pink, normal. Average 4 buds per stem. Stamens and pollen. Upright growth habit, 30 inches at maturity. Named for Roy's aunt, 91 years old this year.

LITTLE IMP (Roy G. Klehm, South Barrington, IL, 2005). Herbaceous hybrid. Parentage unknown. Seedling number K93-27. First bloomed 1993, first propagated 1993. Rosy red single flowers, one per stem. Double row of rounded petals with cupped form. Up-facing blooms, no fragrance. Upright growth habit to 22 inches high. No support needed. Flower size and style proportional to plant height and structure.

MARYKATE (Roy G. Klehm, South Barrington, IL, 2005). Herbaceous hybrid. Parentage unknown. Seedling number K51-46. First bloomed 1993, first propagated 1993. Single flowers, one per stem. Soft delicate pink blossoms with soft salmon undertones have rounded petals and a cupped form. Upright growth habit, good plant structure, 24 inches tall, no mechanical support needed. Named for Roy's granddaughter, MaryKate, whose name is spelled as shown, all one word with uppercase K, and is pronounced as one word rather than two.

RUFFLED CLOUDS (Roy G. Klehm, South Barrington, IL, 2005). Lactiflora. Parentage unknown. Seedling number K 99-55. First bloomed 1999, first propagated 1999. Single, four buds per stem, slight fragrance. Pure white flowers with nicely shaped rounded, ruffled petals. Stigmas red, has stamens and pollen. Up-facing blooms are held on 36-inch tall stems. Upright growth habit.

BOUTONNIERE (Harold Entsminger, Cut Bank, MT, 2005). Tree peony. Parentage: Zephyrus x Flora. First bloomed 2002. Large frilled semi-double flowers are white with lavender undertones (RHS 69C) and have large purple flares. Fragrance. Stamens, pollen, and seeds. Good stem strength, bushy foliage is deep gray-green (RHS 127A), height to 2 feet. Generally wider than tall.

CORSAGE (Harold Entsminger, Cut Bank, MT, 2005). Tree peony. Parentage: Flora x Shimano Fuji. First bloomed 2001. Large semi-double blossoms, medium pink (RHS 38B) with large red flares. Rich rose fragrance. Stamens, pollen, and seeds. Vigorous plant has good stem strength, bushy foliage is deep green in color (RHS 132B), height to 4 feet, taller than wide. Mid season bloom period. Named for the pro-

pensity of garden visitors to pinch off a blossom and wear it as a corsage.

CROWN OF CREATION (Harold Entsminger, Cut Bank, MT, 2005). Tree peony. Parentage: *P. p. trollioides* x Shimane Cho Juraka. First bloomed 2003. Single and semi-double flowers at the same time. Extraordinary color contrast in the medium sized blooms of deep purple with yellow-tipped petals (RHS 83A / 7-B). One bud per stem. Stamens, pollen, and seeds. Fragrance. Well-shaped semi-dwarf bush with deep green foliage (RHS 135-B), height to 2 feet.

GRAND OPENING (Harold Entsminger, Cut Bank, MT, 2005). Tree peony. Parentage: Princess Saho x Zephyrus. First bloomed 2002. Large semi-double blossoms are pink (RHS 37-C), with large red flares extending almost to tips of petals. Petals are somewhat crinkled and have cupped form. Scented. Stamens, pollen, and seeds. Bushy deep green foliage (RHS 38-A), height 2½ feet.

☉ American Peony Society — All Rights Reserved

To contact the APS Registrar: Reiner Jakubowski—
624 Pineridge Road, Waterloo, ON N2L 5J9 Canada
or registration@americanpeonysociety.org.

Now you can have a color photo of your new registration printed in *The APS Bulletin*. Beginning with the March 2006 issue submit a suitable color photo with your registration form and add \$35.00 each to the current registration fee (\$5.00). This feature is for new registrations only—one photo per registration—and is available only in the March and September issues.

Photos must be of reasonable quality, reproduce well in print and depict the specified bloom. More information on page 233.

2005 LOCAL & REGIONAL EVENTS

HEARTLAND PEONY SOCIETY (Greater Kansas City)

www.peonies.org

Contact: Leon Pesnell (785) 542-3316 or pesnell@myvine.com

2005 was a busy and enjoyable year for HPS. We began the year in January by ordering intersectional peonies from New Zealand for our club members. Members placed orders in January and when the plants arrived they were planted out for the growing season to get them acclimated to the northern hemisphere. Members, who had placed orders, picked up their plants at our fall sale.

The second week of May a group of HPS members made a trip to the Portland/Salem, Oregon area. We visited some of the finest peony growers in the US during the early bloom season. Many of the group purchased peonies and other choice plant material.

Our society had two additional functions in the spring. One was a bus trip to Hollingsworth Peonies in Maryville, Missouri. This trip was well attended, full of fun and camaraderie. Hundreds of peony plants were in full bloom and we enjoyed a box lunch at picnic tables in the shade. We enjoyed meeting Carsten Lejbølle of the Danish Peony Society and Martin Page from the UK, who also attended. Our final spring event was the tour of the tree peony garden at Linda Hall Library in Kansas City, Missouri.

In August Jim Waddick and Leon Pesnell led a grafting workshop that had 15 members in attendance.

During the September 30–October 1 weekend we had our fall events. As always, the potluck dinner and auction on September 30th was fun. We had 28 items on the auction list and at times the bidding was downright wicked, with HPS being the biggest winner for the addition to its treasury. Our Annual Peony Day on October 1st featured a program by Lindsay D'Aoust of La Pivoinerie D'Aoust entitled "Seven Weeks of Bloom." Lindsay's program gave us all something to strive for and helped us to understand how we could use Michael Denny's Bloom Time Project to extend the bloom season in our gardens. Immediately following the program we began the sale. In less than three hours we sold over 1,500 peony plants.

A November board meeting is planned to discuss 2006 activities. ☀

2005 LOCAL & REGIONAL EVENTS

PEONY SOCIETY OF MAINE

Contact: Ken Liberty (207) 945-9726 or KELiberty@aol.com

The Peony Society of Maine is pleased to report that we have held our final meeting of the year on September 20th, which featured a demonstration of the division of several donated old clumps of peony roots, which enabled each member to take home some new roots to plant in their own gardens. It has been a most successful year with meetings held in January, March, June and September, starting with a potluck supper in several different members' homes. This has engendered a strong feeling of fellowship and the exchange of information about peonies and gardening in general. Additional Society activities included the hosting of a dozen peony growers and lovers for Saturday morning breakfast in Bangor on June 18th, as a part of the APS 2005 National Convention. Two of our members served as guides for the weekend to that same group, who traveled by chartered bus from Bangor to Falmouth and enjoyed touring several gardens en route. We also held a public garden tour in Bangor on June 18th and 25th, which was made necessary by a rather cold and wet spring, delaying the blooming of the mid-season peonies by a week or so. Those attending the national meeting can attest to the rain, which we all recognized is a part of gardening everywhere. But when the flowers came, they were as beautiful and abundant, as ever, despite the somewhat increased cases of botrytis in some gardens.

A major project now underway is the development of a computer site for our society, which will provide information about peonies and our activities to all who are interested. We expect this to be up and running shortly after the first of the year.

At our annual meeting in September all current officers were re-elected for 2006 and we look forward to another active year and growth of both membership and interest. ☀

MIDWEST PEONY SOCIETY

<http://home.insightbb.com/~midwestpeonysoc/MIDWESTPEONYSOC.html>

**Contact: Don C. Smith (812) 923-8113
or midwestpeonysoc@insightbb.com**

The Midwest Peony Society held a Potluck Dinner, Annual Meeting and Auction for members and the general public at the Republic Bank Neighborhood Meeting room in Louisville, Kentucky on Thursday

2005 LOCAL & REGIONAL EVENTS

evening, October 27, 2005. Attendees brought a favorite dish to share with meats and drinks furnished by the Society. Members received a free peony plant, which turned out to be a good incentive for the many new members that joined the society that evening.

All attendees had the opportunity to bid at an auction for very special and rare species, herbaceous, tree, intersectional peonies and peony seeds donated by Klehm's Song Sparrow Farm and Nursery, Hollingsworth Nursery, Cricket Hill Garden, Brooks Gardens, Bannister Garden Center, Fragrant Farms Peony Farm, Peony Garden, Peony Seeds.com, Gilbert H. Wild, Adelman Peony Garden, Peonyland, BB Peony and Peony Garden of Canada. ☀

MINNESOTA PEONY SOCIETY

www.geocities.com/mps_peony

Contact: Harvey Buchite (763) 754-8090

The Minnesota Peony Society sponsored the following events during 2005. In June two members' gardens were open for touring. The gardens of Rose Bush and Floyd and Eloise Kimball inspired all who attended. Both gardens featured a wide variety of peonies for members to see in bloom.

Our annual cutflower show was held at Como Park Visitor's Center in St. Paul, June 11 and 12. The show occupied two rooms to include the Ikebana Club who displayed attractive arrangements for the public to admire along with the many peonies on display bloom. Show Chairpersons were Sharon Schmitz and Ben Gowen.

Our Annual Meeting and Auction were held at the Bachman's Heritage Room in Richfield and the following officers were elected for 2005: President Scott Johnson, Vice President Linette Sorrentino, Treasurer Karen McCauley and Secretary Sharon Schmitz. Currently, the club has 109 members. A demonstration on dividing Intersectional peonies was done prior to the auction, which included every type of peony imaginable from species to tree peonies, hybrids and lactiflora varieties. A special donation from Klehm's Song Sparrow Farm and Nursery allowed each person in attendance to take home a peony root for his or her garden. ☀

Deadline for the March 2006 issue of the APS Bulletin is January 15th.

A Californian's Take on Tree Peonies

Irene Tolomeo — Sonoma, California

About 20 years ago I brought home my first tree peony in a gallon container from a small nursery where I sometimes helped out, Olympic Peninsula, Washington State. About the same time, I purchased a newly grafted scion of a Chinese tree peony and 20 tree peony seeds from a mail order source. The graft failed and so did the seed. Someone should have authored and given me “Peonies for Dummies.”

The potted plant lived. I brought home three more tree peonies, joined the APS, bought and read the really helpful books *The Peonies*, *The Best of 75 Years* and *Handbook of the Peony*, all of which are available through APS. The application of newly acquired knowledge demonstrated that peony seed and plants wanted to grow and usually did.

Fifteen years ago we presented the required evidence of plant inspection at the Highway 5 Inspection Station located at the California/Oregon border and the peonies moved with us to Sonoma, California, USDA Zone 8 (*Sunset* magazine's zone 16). A quest for Itohs, (intersectionals parented by lutea hybrid tree peony pollen on lactiflora pod parent) led to further seed and plant purchases.

For whatever reason, perhaps hybrid vigor, American tree hybrids (lutea hybrids) have grown more successfully here than the widely distributed Chinese and Japanese tree peonies. ICARUS, BOREAS, ALICE IN WONDERLAND, HIGH NOON and HEPHESTOS, all of which have exhibited some fertility, have been consistently pleasing. LEDA grows beautifully here. I don't know why, but INFANTA, desirable because of both its lovely red foliage and delicate white blossom, survives but does not flourish here. In a daughter's yard in Los Altos Hills (also *Sunset* magazine's zone 16) it is gorgeous!

Among the commonly available Japanese tree peonies, the white GODAISHU is lovely and has been reasonably dependable. Four Moutans from APS seed also bloom here.

While you are considering varieties, I strongly encourage you to check out plant habit. I would not again buy ALICE HARDING because she appears short and clumpy in my yard. HELIOS flowers easily, a yellow-single on a wide-spreading tall, willowy, plant. The lovely ANNE MARIE presents a similar silhouette. A mature ICARUS is lush, spreading six feet wide and about three feet tall. AGE OF GOLD remains bleakly dormant for several weeks after buds have swollen appealingly on most of the others but is unfailingly beautiful when the many-petalled flowers appear. As a bonus, AGE OF GOLD flaunts attractive fall color. The tree peony deserves to be evaluated not only for the flower, but also for form, foliage, fall coloring, ease of growth and fragrance.

SEEKING TRUSTWORTHY ADVICE

Sources? Look within *The APS Bulletin* for addresses. Request catalogs. These professionals will give trustworthy advice. Some of your catalog purchases will bloom the following spring. Your favorite local nursery may include potted plants in its fall sales. These may be worthwhile investments. While shopping next spring (probably not the best time to plant peonies) you may see small boxes with beautiful pictures and newly grafted scions. If you successfully grow one you can be pleased with yourself and can expect a pretty blossom in about three years. Consider ordering seeds from the APS seed exchange. With California's long growing season, plants flower from seed in four, five or six years. Learn to graft and you will rapidly increase your tree peony inventory.

You will want to choose a spot where water is readily available and the soil is welcoming, friable. In this area partial shade is appreciated. A handful of bone meal in the planting hole is often recommended. Trust the instruction given you by an established peony nursery, particularly with respect to positioning the graft union in the soil.

Other species of tree peonies, both large flowered and small flowered, are welcome additions to the peony garden. Lutea, (including *p. delavayi* and *p. potaninii*) readily grow from seed. While less flamboyant than the more familiar large-flowered tree peonies, the luteas are charming and some gift us with pleasant fragrance. *P. ludlowii* is a giant, not always generous in flowering, but a real presence in the garden. Two *rockii* hybrids grow well here and are lovely. This is a remarkable time to be seeking new plants, as more and more information becomes available, much of it from China.

Your experiences will be unique—please share them. APS

CANADIAN PEONY SOCIETY 2006 ANNUAL SHOW & MEETING

Mary Pratte, CPS President — Ottawa, Ontario, Canada

We are very pleased to announce that next year's Annual Show will be held at Les Jardins de Métis, Quebec (also known in English as The Reford Gardens). This is one of Canada's top gardens, so not only will it be a chance to attend our show and display your peonies there, but it is also a good excuse to visit this historically important estate, famous in part, for its Himalayan blue poppies and the International Garden Festival, a contemporary garden showcase held each summer on the grounds. The whole Gaspé region of Quebec and the not too distant North Shore of the St. Lawrence River are well worth exploring.

Our event will take place July 1 and 2, 2006. The season begins later along the shores of the St. Lawrence, at a time when most other peony bloom across North America will be finished. What better way to enjoy two peony seasons in one year? Details will follow in the next issue of *The APS Bulletin*. Information will also be available on our website www.peony.ca and that of Les Jardins de Métis (in both English and French) at www.jardinsmetis.com.

MEMBERSHIP DRIVE

To control our membership dues and other fees
we must increase our membership.
Do you have a friend or neighbor that is interested in peonies?
Won't you please take the time
to invite them to join APS?

As an added bonus APS is now offering a free copy of
HANDBOOK OF THE PEONY
for new 2006 memberships.

Renewals for 3-years or more
are also eligible for this free offer.

If you'd like to give a new APS membership as a gift,
just note the occasion (birthday, holiday, thank you, etc.)
on the information form (page 261), such as

Gift - Birthday.

An appropriate gift card will be sent with the Handbook.
You can also specify the day you'd like it sent.

ALREADY HAVE A HANDBOOK?
Consider donating it to your local library
or a fellow gardener.

All bonus memberships
begin after January 1, 2006.

THIS OFFER ENDS DECEMBER 31, 2005.

QUESTIONS? PLEASE CONTACT
Claudia Schroer, APS Editor
713 White Oak Lane
Gladstone, MO 64116-4607
816.459.9386 or cjschroer@kc.rr.com

Michel Rivière

Aouste/Sye, France

— IN HIS OWN WORDS —

As for our house, we have been cultivating peonies since 1849. My grandfather, Benoit Rivière created the PHILIPPE RIVOIRE variety introduced in 1911, which is well known in the US. I represent the fifth generation of peony cultivators in the family. I retired a few years ago and now, my son Jean-Luc has taken up the culture.

As far as I am concerned, I still work on hybridization so as to create new varieties. As I am a friend of Sir Peter Smithers, who bequeathed to me a large part of his personal collection, I can continue working on ROCK'S VARIETY, as he did himself. As a matter of fact, the new varieties I presented are outcomes of ROCK'S VARIETY: MADAME MARIE-THERESE HERMAND, MEPHISTO and OURAGAN, this latter being my favorite.

I currently have a number of other varieties under study; all coming from ROCK'S VARIETY and I shall offer them as soon as I deem them definitely interesting.

My personal collection is different from that of the nursery. It is made up of 260 varieties of shrubby plants (among which there are 66 hybrids from Lutea) and, 115 varieties of herbaceous plants. My research is based exclusively on shrubby plants, which I far prefer to others.

These were the few details I wanted to give you. Furthermore, I would like to specify that the ancient French houses, where peonies were once cultivated, have all disappeared. We are unfortunately the only survivors. Lemoine, Crousse, Verdier, Dessert et Méchin and Doriat all disappeared 50 years ago. **APS**

[Editor's Note: for more information see www.pivoinesriviere.com.]

NEW REGISTRATION FEATURE

Now you can have a color photo of your new registration printed in *The APS Bulletin*. Beginning with the March 2006 issue, submit a suitable color photo with your registration form and add \$35.00 each to the current registration fee (\$5.00).

This feature is for new registrations only—one photo per registration—and is available only in the March and September issues.

Photos must be of reasonable quality, reproduce well in print and depict the specified bloom. All are subject to editorial approval.

For the March 2006 issue, the deadline is January 15th. The deadline for the September issue is July 15th. If you have questions, please contact the Editor (816-459-9386 or cjschroer@kc.rr.com).

A current registration form is available from the Registrar or Editor or on the APS Website: www.americanpeonysociety.org.

**All registrations with photos and fees
should be mailed to the APS Registrar:**

Reiner Jakubowski
624 Pineridge Road
Waterloo, ON N2L 5J9
Canada

2006 DISPLAY ADVERTISING RATES

ALL ADS PREPAID	BASIC, EACH (BLACK AND WHITE)	FOUR BASIC ADS, FOUR CONSECUTIVE ISSUES	FOUR-COLOR RATE, EACH (ADD TO BASIC RATE)
¼ PAGE	\$30.00	\$108.00	\$40.00
½ PAGE	\$45.00	\$162.00	\$75.00
FULL PAGE	\$60.00	\$216.00	\$150.00

Inside back cover—full page, color only, available in all issues, \$250.00 each. Color advertising on inside pages is available in the March and September issues, only.

Growing Tree Peonies in Minnesota

Harvey Buchite, APS Director and Vice-President

Anoka, Minnesota

Like many gardeners whose only experience was growing herbaceous peonies, I was intimidated by the thought of growing tree peonies. That was until one day more than 15 years ago when I saw a beautiful red double tree peony growing in the garden of a friend.

◀ A GARDEN ADVENTURE ▶

Books and magazine articles that suggested tree peonies were hardy for USDA's Hardiness Zones 5–9 had discouraged me. But a beautiful tree peony growing in APS member, Jean Hjellming's garden had been there for over 30 years. I had to rethink this and of course I went out looking for tree peonies right away. Initially, what I found were two kinds of tree peonies available. The first was a stick in a small plastic bag with just a pinch of peat moss in a box, costing \$14.99 each for red, purple, pink or white. The other kind of tree peonies that I found were ones that I thought were too expensive at about \$29.99 for a potted growing plant at a local nursery—again, only labeled as to color. Interestingly enough the colors on the label had nothing to do with the real color of the flowers, once they bloomed. Ones labeled yellow bloomed as white, purple ones bloomed as pink and red ones bloomed as dark pink. Unfortunately this same situation of mislabeling happens yet today. There are a few specialist nurseries that you can depend on for accurate labeling and many will be found listed in *The APS Bulletin* as specializing in tree peonies.

I spent a great deal more money on the boxed peonies and found, while looking at my garden notes that less than 15% of them survived. Unfortunately they were probably often dead while still in the box and did not have much of a chance. When I started

buying the “more expensive” potted plants they survived quite well as they are still in my garden today after more than 15 years.

↳ THE BASICS — TREE PEONY CULTURE ↳

Here are some practical things I’ve learned about tree peonies that may make your adventure in growing them more enjoyable. Just like herbaceous peonies these are plants that improve with age. The first two years of growing in the garden are spent developing the bush and by the third season the flowering is just wonderful as the form of the flower may change from single to semi-double and the flower size increases. The bloom period, which is typically a month ahead of the lactiflora peony varieties, make them attractive additions to the spring garden. At maturity most plants in our area reach a height of 34–38 inches and a spread slightly wider to about five feet. This large sized shrub is enhanced by the wonderful unfolding leaves often being edged in red or maroon and again many plants have spectacular fall foliage color in bronze to fluorescent pinks. Some of the species peonies such as *P. delavayi*, which die to the ground level every winter, are often over five feet tall by mid-summer.

Proper planting is critical to success as with almost any plant. With a well-drained soil you should be able to plant your tree peony stems deeper than you would herbaceous peonies. I plant them 4–6 inches deeper than they are grown in the pot so that I have more dormant buds that are found along the stem, below the ground. Rooting from the tree peony stem is encouraged from this deeper planting and the nurse root, that the tree peony may be grafted onto, does not sprout. Planting with the graft union at 4–6 inches below soil surface is essential, as it allows the tree peony to grow its own roots.

My gardening is done on sandy soil and where I have added peat moss by 25% of the soil volume I have better growth and flowering. The combination of the sand providing great drainage and the added peat moss adding water and nutrient holding properties the plants have thrived very well indeed. I prefer to fertilize the

newly planted tree peonies with a quarter cup of 15-15-15 slow release fertilizer that is scratched into the top few inches of the soil and then water the newly planted peony thoroughly.

I have tree peonies growing in very deep shade and some in nearly full sun all day, but the location makes a difference in the flowering and plant growth. The plants that are in deep shade, where they receive less than four hours of sunlight, bloom very little or not at all some years. The plants are thinner and shorter in growth habit and have fewer stems. In contrast, the plants growing in full sun produce very robust plants and a great number of flowers, but the flowers do not last very long as they wilt and fade quickly from heat stress. The best balance of growth and flowering is where the plants are receiving bright dappled shade for six to eight hours a day, or where they receive a few hours of direct sun in the cooler morning hours. Another side effect of plant placement is that the shadier plants may bloom as much as a week later than those grown in more sun.

Tree peonies are drought tolerant once established, but why put them to the test? The result is that you are stressing the plants and getting fewer flowers and reduced growth.

I've always been shy about pruning my tree peonies but have two examples of where sever pruning has actually benefited them. The first example is one that comes with a warning: rabbits love tree peonies. I found this out one fall when I had not put a wire fence around my tree peonies and the hungry little bunnies not only ate the juicy big flower buds but also ate the woody stems down to about four or five inches from the ground. I was devastated by the thought of losing my tree peonies but the following spring the plants sent up many more sprouts from the ground than ever before. The only casualties were three of the newly planted tree peonies that had only one stem. There were only three

*Beware!
Rabbits love
tree peonies!*



blooms that season, but the following year was the most impressive bloom ever. I now put a wire cage around my tree peonies in the early fall, filling it with leaves to keep out the really small bunnies that can get through the wire. The leaves also seem to help moderate the spring growth and freezing and thawing of the soil around the roots.

The other example of pruning was when I planted out a number of 25 foot field rows to tree peonies and in the fall we were cutting back the rows of herbaceous foliage after a hard frost. One of the

⤵
RECOMMENDED CULTIVARS FOR MINNESOTA
⤵
 (and similar climates)

Red

MURAD OF HERSHEY BAR
 BURGUNDY WINE
 TAIYO
 ICARUS
 HOWKI
 WU LONG PENG SHENG
 HU HONG
 HONG BAO SHI
 HONG LIAN

Pink

HANAKISOI
 SAHOHIME
 ZHOA FEN
 LAN BAO SHI
 LOUYANG HONG
 ROU FU RONG
 ZHU SHA LEI
 SHICHIFUKUJIN
 FEN HE

Purple, Maroon & Lavender

SHIMANE CHO JURAKA
 SHIMADAIGIN
 YAGUMO
 KAMATA NISHIKI

Yellow

HIGH NOON
 TRIA
 SOUVENIR DE
 MAXIME CORNU

Patterned Flowers

EZRA POUND
 SHIMANISHIKI
 SHU SHENG PENG MO
 XUE LIAN

White

RENKAKU
 BAI YU
 FENG DAN BAI
 TAMASUDARE

nursery workers used a weed whip to cut all the “tough stemmed ones” (my 12 rows of tree peonies) to the ground. This included suffruticosa seedlings, *Paeonia ostii*, *P. delavayi*, *P. lutea* and *P. rockii* seedlings. These plants too produced more stems the following year, but delayed blooming a year.

When asked about what tree peonies do well in our growing area I have found that there does not seem to be a particular pattern, as I have grown Japanese and Chinese Tree Peony hybrids, American Tree Peony Hybrids and most species with equal success in my gardens.

One species that has not proved to be long lived and has never bloomed for me is *Paeonia lutea ludlowii*, which survives a few years by coming up from the ground, but eventually dies when we have very cold periods of winter without snow cover.

Concerning disease or insect problems the most often one encountered is botrytis stem rot when the soil is not well drained or there is a lack of sufficient potassium in the soil for good vigor. This problem occurs mostly during very cold, wet springs and mostly does not kill the entire plant. There are a few times when a small carpenter bee will burrow down the cut stem of a tree peony and cause that branch to die. These two problems are minor occurrences and good soil fertility and well-drained growing conditions for the first problem and a tack or sealing the cut end after harvesting a bloom will usually take care of the carpenter bee problems.

➤ GROWING TREE PEONIES FROM SEED ➤

The adventure of growing tree peonies has been greatly enhanced for me as I've grown tree peonies from seed. This is a simple procedure and involves collecting your own seed or ordering some of the seed through the APS Seed Distribution Program, which is announced annually in the March issues of *The APS Bulletin*. The seeds can be planted directly in a protected spot in the garden. I usually plant mine in a shaded spot, which does not dry out too fast. The first season roots are formed and the following

spring shoots emerge. I transplant them to a sunnier location at this stage, rather than let them grow in too much shade where they are germinated. In my experience, and the experience of another Minnesota peony grower, seedlings from *P. rockii* hybrids and *P. ostii* bloom in about the third year after sprouting and the suffruticosa types take another two or three years before first bloom. Not a terribly long wait, as the seedlings that bloomed have been exciting in foliage form, flower colors and patterns. What I discovered is that there was a wide variation in the colors of flowers from the suffruticosa seedlings from white through coral pinks to near dark reds. The *rockii* types varied from white to lavender background colors with dark basal spots to darker purple coloration. The *P. ostii* seedlings varied from pure white to light blush lavender pinks.

I hope you will give tree peonies a try if you have not grown them before, especially if your growing area has become more shaded as your trees have matured and the herbaceous peonies are no longer getting the full sun they need.

Happy Gardening as you set out on your new adventure! APS

NICHOLLS GARDENS



Fine Peonies
Daylilies
Hosta
Iris
& Perennials

catalog \$2.00

4724 Angus Drive
Gainesville, VA 20155
www.Nichollsgardens.com

COPY

AND

ADVERTISING

DEADLINE

FOR THE NEXT

ISSUE OF THE

BULLETIN IS

1/15/2006

Tree Peonies — The Most Beautiful Flowers

Roberto Gamoletti - Lodi, Italy

Tree peonies are the most beautiful flowers for our gardens and among the most desired. They have been now in the western world for more than two centuries, but they are unknown by many gardeners and the choicest varieties are rarely available from general nurseries.

Suffruticosa cultivars came mainly from China and Japan, in the colors of white, pink, magenta and red. Their large flowers, often multi-petalled held well above the foliage, catch the attention from the distance and remain a reference standard still today.

HYBRID TREE PEONIES

NEW COLORS, VIGOR & LARGE FLOWERS

However, a real breakthrough in tree peony breeding came from the work of Lemoine and Henry in France and Professor Saunders in the US: they crossed the suffruticosa varieties with *Paeonia lutea* and *Paeonia delavayii* and gave rise to the wonderful hybrid tree peonies. The work of Professor Saunders was outstanding and new colors were available from yellow to black maroon, all plants with great vigor and large luscious flowers. Gratwick and Daphnis continued the work of these pioneers and their results are for us to behold: strong plants with flowers borne on strong stems, and more important, several of these new hybrids are pollen and seed fertile. The hybridizing efforts continue with the contributions of Reath and Seidl, among others, and new plants that will be available in the future. Even today, few gardeners know about hybrid tree peonies. They are not readily available, especially here in Europe, their propagation by grafting is a slow process and their prices are high.

What should we expect from the new hybrids that are being registered in recent years?

The most desired color is orange and Bill Seidl in the US and Bernard Chow in Australia have developed new hybrid peonies. Orange is an elusive shade and flowers may change appearance and color intensity from one season to another and from the main flower to the secondary blooms.

Pastel colors in shades of amber, tan, and peach are another desired feature. Flowers with flares were produced early on: this is a trait from *Paeonia rockii* hybrids and a desired feature by some breeders, but blooms with uniform colour, veining and suffused darker undertones are appreciated, as well.

ANOTHER PROMISING FEATURE IS REBLOOMING

A number of first generation hybrids bred by Professor Saunders show this feature. A second series of flowers in autumn would be very welcome. This characteristic could be selected in advanced generation hybrids. High quality rebloomers could be a constant feature, not an occasional occurrence with flowers of modest appearance.

The possibilities of improving our beloved tree peony hybrids are vast: now we have sixth and seventh generation plants with beautiful fully double flowers in various shades of color. Compact shrubs with large flowers on strong stems should be selected to fit in small gardens. Foliage should be another objective to focus breeding efforts. Well-dissected leaves with good autumn colors improve the overall appearance of our peonies and add yearlong interest.

Hybridization between *suffruticosa* and *Paeonia potaninii* should be particularly encouraged. There is only one true hybrid available, HELENE MARTIN (Cayeux, 1980), and little is known about the breeding potential of this cross. The attribute of stolon production is a character of *P. potaninii* subspecies and could be passed to its hybrids as a useful means of multiplication.


We all wish that new outstanding tree peony hybrids will be available soon for propagation and will give us the pleasure of a fantastic bloom in our garden. **APS**

An Intersectional Point of View

Fall Foliage Colors and Other Fall Characteristics of the Intersectional Hybrid Group

As I write this article, it is early October and the fall foliage season in northern Massachusetts and southern New Hampshire is just beginning. September was warm and very dry and as a result the foliage season seems to be later and less spectacular than usual. As I survey my garden there seem to be many fewer plants showing good fall foliage colors than in previous years. Colorful fall foliage is an important characteristic of the intersectional hybrid group that is rarely noted or discussed in the literature. Therefore, I would like to take this opportunity to summarize my observations of the fall foliage of my many intersectional hybrids, as recorded over the last several years.

Herbaceous Peony x Tree Peony



**Donald R. Smith, APS Director
West Newton, Massachusetts**

To begin, there is substantial plant-to-plant variation among my collection of intersectional hybrids with regards to fall foliage color. In this context, fall color refers to various shades and blends of yellow, brown, orange, purple and red. The intersectional hybrids fall primarily in the orange to red color range. The orangy shades are mostly bronzy orange. The reds are usually deep purplish or brownish reds and are quite pretty. The colors are not real intense, but are usually more on the muted side. Many

of these hybrids undergo little or no color change and simply turn brown and die back after the first hard frost. Some, however, slowly change color over a period of weeks and display their pretty autumn colors for several weeks prior to dieback. Fall of 2004 was a spectacular season for foliage in New England and the intersectional hybrids were no exception. During this period, I examined the plants in my garden and tried to assign each plant a “fall foliage rating” from none to excellent based on a combination of both color and intensity. The results of that exercise are summarized in the table below. As can be seen from the table, more than half (58%) of the plants in 2004 had foliage with good to excellent fall colors.

Summary of foliage color ratings
of intersectional hybrids
observed during the fall of 2004.

Overall Fall Foliage Color Rating	Percent of Total (%)
Excellent	5
Very Good	18
Good	35
Some	41
None	1

As is common with most trees and shrubs in New England, there is also substantial year-to-year variation of the fall colors displayed by the intersectional hybrids. Some years are far more colorful than others. For example, so far this year, only about 10-15% of my plants have good to excellent fall foliage colors, although this number could increase some when the nights get colder, later in the month. In this regard, it is interesting to note that the most colorful varieties one year, may not be especially noteworthy the next year and vice versa. This year the variety

with the best fall foliage is IMPOSSIBLE DREAM, my reverse hybrid from the cross (suffruticosa x lactiflora). The foliage color is a deep, dark oxblood red, like a good pair of oxblood leather shoes. Last year this plant was not listed among the most colorful varieties, but was instead listed with the large group of plants with the minimal foliage color rating of “some”. On the other hand, some varieties that were outstanding last year are listed among the not so colorful group this year. Some examples of named varieties in this group are SMITH FAMILY YELLOW, STRAWBERRY BLONDE, BUILD ME UP BUTTERCUP, WHITE KNIGHT and HALEIGH’S COMET, all of which were outstanding in 2004. Still, each year there seem to be a considerable number of plants with beautiful foliage that really stand out in the autumn garden. This is a highly desirable characteristic in peonies and clearly adds to the already significant landscape value of the intersectional peony group.

Seed pods – another plus!

Another little known characteristic of the intersectional group that merits more attention is the very large seed pods which develop in summer and cover the plants throughout late summer and fall. As some are no doubt aware, many of the intersectional hybrids have huge seedpods, which seldom if ever contain seeds but are oftentimes very attractive and distinctive in the autumn landscape. On many plants these pods measure up to 2½ inches in length and an inch or more across. They are often quite colorful and come in a range of colors from green to purple and green to pure, deep purple/red.

www.intersectionalpeonies.com

Examples of these attractive seed pods can be seen on my website by going to the extra pages link and then clicking on the “Fall Seed Pods” page in the menu bar. There you will also find a “Fall Foliage” page with numerous examples of fall foliage colors. To me, these characteristics are just a little autumn bonus that enhances the joy of growing these interesting new peonies. **APS**

Send questions and comments to Don via Paeonianews@aol.com

Open Gardens 2006

Once again this year we will offer free listings of information to allow visitors to informally tour your garden during bloom season—for all members. This feature will appear in March 2006, Issue No. #337. If you would like to list your garden, backyard or nursery, please submit the information before January 15th.

Claudia Schroer, APS Editor
713 White Oak Lane
Gladstone, MO 64116-4607 USA
or cjschroer@kc.rr.com

See page 66 in the March 2005 issue of *The APS Bulletin* or page 126 in the June issue for examples of last year's listings.

Hollingsworth Nursery *Breeder & Propagator of Fine Peonies*

PHONE: (660) 562-3010

FAX: (660) 582-8688

E-MAIL: hpeonies@asde.net

INTERNET: www.hollingsworthpeonies.com

**The one important thing I have learned over the years
is the difference between taking one's work
seriously, and taking one's self seriously.
The first is imperative, and the second disastrous.
– Margot Fonteyn**

Cricket Hill Garden



Chinese tree peony, *Luoyang Red*

Although we specialize in a large selection Chinese tree peonies, we also offer Chinese herbaceous peonies as well as our own early blooming, hybrid herbaceous peonies. Ask for our color catalog or see our website for details,

www.treepeony.com

Coming this spring, a definitive new peony book will be available. Published by Timber Press, written by Martin Page, *The Gardener's Peony* will inform and delight every peony lover. **Save \$10** on list price, only **\$29.95**, add \$6.00 for first class shipping.



Cricket Hill Garden

670 Walnut Hill Rd. Thomaston, CT 06787

860-283-1042

P SEVALD NURSERY EONIES

CATALOG \$1.00 (REFUND WITH ORDER)
MAIL ADDRESS: 4937 3RD AVE. S., MPLS., MN 55409
TEL: (EVENINGS OR EARLY MORNINGS) 612-822-3279



DO TELL

For the Love of a Peony — A True Story

Steve Rose — Walla Walla, Washington

We moved to our acreage in the spring of 2003 and in early May a beautiful red, double peony blossomed under a mature weeping birch tree. It had a slight fragrance and brought back childhood memories of being raised in Iowa, where peonies were thought of as Memorial Day flowers. As near as I can tell, it was probably planted at least 30 inches from the sapling birch about 32 years earlier.

It was a small plant with five to seven stems, which was clearly suffering from being so close to the tree roots. Finally this week, after living here two and ½ years, I decided to attempt to move it to a new home. I tried digging it out, only to find that I was digging in solid tree roots, which were completely encompassing the plant.

What to do now? After some thought, I got out my "Sawzall" and used it to cut around the plant in an effort to free it. I sawed around the plant several times and then tried my shovel...still I couldn't budge it. Next, I was off to the garage again for a six-foot steel pry-bar. I jammed the pry-bar underneath the plant from several different angles and, after much effort, I managed to free the plant. The harder I tried the more determined I was to save this peony. Once freed, I realized the peony was totally encased in tree roots.

What to do now? I could see that there were several beautiful eyes and one medium-sized root visible. I called my friends, the Sherers, also peony lovers, and asked for their input on freeing this peony. We decided to use a ban saw. Together, we managed to remove 95% of the tree root without damaging a single peony root or any of the eyes. It is now planted in beautiful soil, away from any future tree roots. I can hardly wait for spring to see how this rescued peony does in its new home. All of this, for the love of a peony.

Looking Good at the Rogers this Year

Allan Rogers — Wilsonville, Oregon

Physical problems kept Dot and I from traveling during bloom season this year, but there were many exciting things to see on the home front—particularly with Intersectionals and hybrid tree peonies.

INTERSECTIONALS

- **FIRST ARRIVAL** (Anderson, 1986) On a five-year-old plant it was covered with over 60 lavender blossoms.
- **GARDEN SUNSHINE** (Seidl, 2005) This single sunshine yellow was hybridized by Bill Seidl and introduced by Rick Rogers at Brothers Peonies. The color glows on this single—a most vigorous and fast growing plant.
- **SCARLET HEAVEN** (Anderson, 1999) We've grown and observed hundreds of red peonies, but have seen no other with this clear, velvety color. Plus, strong plant habit. Planted last fall as a five-eye division, it excelled with seven good blooms this spring.

HYBRID TREE PEONIES

- **MYSTERY** (Saunders, 1948) A different color in pearly lavender to ivory. It is semi-double and slow to mature, but worth the wait.
- **TIGER TIGER** (Saunders, 1948) A watermelon red single with yellow undertones. Blooms set on an attractive purplish-red foliage that stays all season, making it most attractive in the landscape.

New at Swenson Gardens

Keith Swenson, Swenson Gardens — Delano, Minnesota

In our situation we get to see varieties in mass quantities, versus one at a time. This past spring I ventured into our fields and witnessed an entire row of burgundy stems and foliage. This being their third year, I was very taken aback at this, as we had never seen this before. Long story short, it was THE FAWN (Wright). We watched it with awe all spring, only to then witness the changing back to green when the buds were set. Now in the fall we are again in awe, as the foliage and stems turn to a mixture of burgundy and green. So, we are adding more of THE FAWN. Since we work with many landscape designers in USDA Zones 2–7, foliage is a key factor.

Other cultivars we are adding more of are BESS BOCKSTOCE, OLD FAITHFUL, ELSIE PICKET, CYTHEREA, WHITE IVORY, PETITE ELEGANCE, LULLABY COOS, AMERICA, BUCKEYE BELLE and IVORY VICTORY. We will be updating our website in February 2006 with about 50+ more varieties with unbelievable photos along with each variety. Should be fun! Now to find the time to do it...

This Bud's For You

Tim McCauley — Chaska, Minnesota

Just like the late Rodney Dangerfield, peony sidebuds "...don't get no respect." Why is that? I can understand the cutflower market demanding larger and more uniform blooms (the lack of sidebuds must make for easier packing and a reduction in shipping costs) but when it comes to peony flower shows, why are the sidebuds vilified so? Why should a flower be overlooked just because it's being displayed as one would find it growing in one's garden? The American Rose Society allows sprays of roses at its flower shows—that is a stem of multiple blooms, often, but not always, minus the terminal bud (peony lovers would consider removing the terminal bud a sacrilege, but not the sidebuds, obviously). I'm not trying to get the APS to change its show schedule (at least not in this article), but I have plenty of other chores in the spring to occupy my time without having to worry about removing sidebuds. Rather than disbud all my peonies to ensure that the few stems selected for exhibition have bigger flowers, I would rather extend the all-too-short season by allowing the plants to grow and bloom naturally.

This year I was rewarded with an abundance of sidebuds. Counting, or even observing, if there is a variation in the number of sidebuds from year to year is not something I would usually do. And maybe this season didn't produce a greater crop than any other year, but for some reason I took notice. Many plants had five, six, seven, and in two instances, I found eight sidebuds on a stem. Instant bouquet you might say.

Does the number of sidebuds on a plant vary from year to year? If so, what would cause that? Does the weather have anything to do with it? The two previous winters have seen warmer than normal temperatures coupled with a lack of snow cover. Because this insulating blanket of white was missing, some plant material that would normally be okay was lost. Last year most of the ornamental grasses didn't survive the cold months and this spring not a single daffodil bloomed. I also said goodbye to a couple of hybrid peonies that had been in the ground for several years, but then, they didn't produce sidebuds anyway.

Additions to My Garden

Franklin Chow, Tree Peony Garden — Centre Hall, Pennsylvania

I am getting about 30 varieties of Chinese peonies this fall, but they don't have English names yet. The only one you may know is GOLDEN WHEEL; of course, all of these varieties are *P. lactiflora*.

I have about 250 varieties of tree peonies now and they all doing well. However, the more vagarious common varieties are easier than the dark maroons and slower growing varieties.

Leon's Short List

Leon Pesnell — Eudora, Kansas

I didn't think I added much to my collection this year until I sat down to make a list. Wow, what a surprise! Making the short list: *Five P. rockii* seedlings, ANTIGONE, CALLIES MEMORY, CIRCUS CIRCUS, GARDENIA, GAUGUIN, HIDDEN TREASURE, HILLARY, HINOTORI, JOSEPH ROCK, LEMON DREAM, PASTELEGANCE, PRAIRIE MOON, PRINCESS MARGARET, PROMETHEUS, RENOWN, SHOWANO HOKORI and TERPSICHORE.

I grafted JOSEPH ROCK, TERPSICHORE, and ANTIGONE last fall along with some 40 something other grafts that did not survive.

Comments from Canada

Brian Porter — Regina, Saskatchewan, Canada

Tree peonies recommended here (with protection): AGE OF GOLD, HIGH NOON and ROCK'S VARIETY. The latter may get by some years without protection.

My new acquisitions this year include mostly older to very old *lactiflora* cultivars: LOREN FRANKLIN, PRINCESS MARGARET, MATTIE LAFUZE, MME DE VERNEVILLE, MME CALOT, TISH, TERRY GRUDEM, MRS. WILDER BANCROFT, some old and new Canadian cultivars such as ATHELSTANE, JOSETTE and JEAN ERICKSEN, as well as *P. officinalis* ROSEA PLENA and the hybrid NOSEGAY.


APS PUBLICATIONS

APS offers the following publications for sale:

- ✂ **THE AMERICAN HYBRID PEONY**—130 herbaceous hybrids and 32 species color photos. All named with biographical data. Kessenich & Hollingsworth. Hardcover, 208 pgs. \$12.50
- ✂ **THE AMERICAN TREE PEONY**—63 color photos and history. Featuring hybridizing efforts of Saunders, Gratwick, Daphnis, Reath, Domoto, Hollingsworth and Anderson. Kessenich, with photos by Klehm & Reath. Softcover, 40 pgs. \$12.50.
- ✂ **THE BEST OF 75 YEARS; 1904-1979**—Culture, history, exhibitions, ratings, nomenclature, propagation techniques— all excerpted from APS Bulletins since 1904. Historical articles by Saunders, Auten, Peyton, Wister and Gayle along with the contemporary writings of Krekler, Wild, Hollingsworth, Lienau, Karrels and many others. Kessenich. Softcover, 232 pgs. \$7.50.
- ✂ **HANDBOOK OF THE PEONY**—Herbaceous and tree peony culture. Peony types, propagation, successful root dividing and grafting, proper planting, how to fertilize, disease control and growing exhibition blooms. Softcover, 100 pgs, 8th Edition. \$5.00 postpaid or \$3.00 each/minimum order of 50.
- ✂ **THE PEONIES**—Every facet of peony culture from history of herbaceous and tree peony culture to modern propagation and hybridizing techniques. Hundreds of recommended varieties. Public and private peony gardens and APS history. John Wister, et al. Hardcover, 225 pgs, 2nd edition. \$11.25.
- ✂ **PEONIES; HISTORY OF PEONIES AND THEIR ORIGINATIONS**—In 3 parts: Variety Checklist, Registered Peonies and Introductions. 5,000 entries. Kessenich, APS Nomenclature Committee, et al. Spiral bound, 161 pgs. \$12.50.
- ✂ **PEONIES 1976-1986**—10-year update, registered peonies and tree peonies. Kessenich & APS Nomenclature Committee. Softcover, 106 pgs. \$5.00.
- ✂ **PEONIES 1986-1996**—10-year update, registered peonies and tree peonies. Kessenich & APS Nomenclature Committee. Softcover, 131 pgs. \$5.00.

All prices are in US Dollars, postpaid. Please type or print your order—include name and address. Send check or money order (payable to APS):

TIM STANEK
APS PUBLICATIONS
23329 ELLINGTON AVENUE
GLENWOOD, IA 51534-5093 USA



BROTHERS TREE PEONIES

P.O. Box 1370

Sherwood, Oregon U.S.A. 97140

(503) 625-7548 · Fax (503) 625-1667

treony.com

Richard W. Rogers

Email: rick@treony.com · Website: www.treony.com

Specializing in all grades of Tree Peonies
from around the world

ATTENTION: SEEDSAVERS!

The APS Seed Program would be delighted to have more seeds donated in order to fill 2006 seed requests. Any seeds are welcome, especially those of named tree peonies, which are the ones we run out of first. Seeds can be sent as soon as ripe (seed coat will be dark brown to black in color). Please label each one with as much information as possible, such as, the name of seed parent, flower color and flower form. In some cases where a plant is not named information such as "advance hybrid seed from a tall pink semi-double" is valuable information. Please send seed in paper envelopes with padding or small boxes to protect them in shipment. If the seed is slightly moist when harvested, it should be dried prior to packing, especially if plastic bags are used for packaging the seed. The quantity of seed can be as few as five or as many as 100+.

send seeds to:

Harvey Buchite

APS Seed Distribution Program

813 Elm Street

Anoka, MN 55303-2823

Premium plant offerings include . . .

- Klehm Estate Peonies
- American hybrid Tree Peonies
- Roy Klehm's new Peony hybrids
- Roy Klehm and Brother Charles' Daylilies
- Perennials for sun and shade
- Extensive collection of woody plants
- Large selection of Clematis • Newest Hosta hybrids



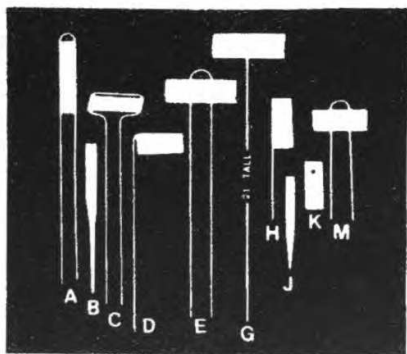
Call or e-mail info@songsparrow.com for a copy of our 100 page, full color catalog. Or visit our website which includes additional Sparrow's Nest plants.



*American Peony
Society Member
since 1903*

1-800-553-3715 or www.songsparrow.com

The Permanent Metal Label



A—Hairpin Style Markers	100 / \$30.40
B—Plant or Shrub Labels	100 / \$12.85
C—Cap Style Markers	100 / \$25.25
D—Swinging Style Markers	100 / \$23.45
E—Rose Markers	100 / \$29.35
F—Tall Display Markers	100 / \$36.25
G—Tall Single Staff Markers	100 / \$29.10
H—Flag Style Markers	100 / \$23.50
J—Small Plant Labels	100 / \$12.70
K—Tie-On Labels	100 / \$18.75
M—Miniature Markers	100 / \$23.10

INTRODUCTORY OFFER
1 EACH: A, B, C, D, E, H, J and K
With Waterproof Crayon, Only \$4.45

Paw Paw Everlast Label Company

P.O. BOX 93-AP
PAW PAW, MICHIGAN 49079-0093

QUANTITY PRICES AVAILABLE

PRICES INCLUDE PREPAID POSTAGE



info@peonyparadise.com
www.peonyparadise.com

503.393.6185

color catalog on website
free catalog by mail

5690 Brooklake Road NE
Salem, Oregon 97305

Quality Herbaceous Peonies

Grown in rich Iowa soil.

Free list of varieties.

— Wholesale Only —

A-1 Nursery
2842 Fremont Avenue
Shenandoah, IA 51601

a1nursery@iamotelephone.com

phone (712) 534-2595

fax (801) 740-3838

ADVANCED GENERATION HYBRID TREE PEONIES
FROM WORKS OF BILL SEIDL AND OTHERS ARE ON DISPLAY ONLINE.

To view the gorgeous 6th, 7th and 8th generation hybrid,
the promising parent plant for the future intersectional hybrid,
please visit our website:

www.peonygarden.com.au

PEONY GARDEN

283 Little Lonsdale Street—Melbourne, Australia 3000

Mobile Phone: (613) 0417 015 520

Fax: 61-3-94991613

E-mail: peonygarden@hotmail.com

AMERICAN DISTRIBUTOR:


SONG SPARROW PERENNIAL FARM

13101 East Rye Road—Avalon, WI 53505 USA

800-872-5459

E-MAIL: renee@songsparrow.com

A marvellous gift of nature flowering wild along the Mediterranean coasts



For the first time ever, all the species and subspecies of Mediterranean tree peonies (about twenty in all) that grow wild along the Mediterranean coasts from Gibraltar to the Dardanelles (including Anatolia) are described and illustrated. This book is the result of long, direct and personal observation by the author of *Libro delle peonie* (Umberto Allemandi & C.). In the footsteps of the great Victorian plant hunters, Osti has found these plants in their natural habitat (the Mediterranean coasts and inner valleys) and has studied, classified and photographed them. Their robust qualities, together with the beauty of their flowers, elegant bearing, ease of cultivation and rapid adjustment to all kinds of terrain, make these Mediterranean tree peonies a prime protagonist for our gardens.

SHORT BIOGRAPHY OF THE AUTHOR

Since leaving his career in reconstructing post-war industries in 1975, Gian Lupo Osti has dedicated himself to botanical research, in particular to the discovery of arboreal peonies in the mountainous areas of China, which had not been seen growing naturally since the turn of the century. Chinese botanists have subsequently named an arboreal peony after him: *Paeonia Ostii*. He has also dedicated much time to finding the wild herbaceous peonies which grow around the mediterranean. He is an honorary member of the International Dendrology Society; he founded and was the first president of the Friends of the Hanbury Gardens, an association established with the participation of the most important British botanical institutions, to preserve the gardens of Mortola. Gian Lupo Osti has received the Veitchii Memorial Gold Medal from the RHS in recognition of his contribution to horticulture and botany. With Allemandi he has published *The Book of Tree Peonies* and *The Book of Mediterranean Peonies*.

IL LIBRO DELLE PEONIE MEDITERRANEE

Gian Lupo Osti

96 pp., 21 x 30.5 cm, 25 col., 10 drawings

Hardback, € 40

ISBN 88-422-1249-0

Available with an English translation in 2006. If you are interested in purchasing this book as part of a group discount, please notify the Editor before January 1, 2006: cjschroer@kc.rr.com or 816.459.9386.

BULLETIN BOARD

It's been a great fall here in my little world. Lots of fun at Heartland Peony Society's Annual Peony Day, plus the dinner and auction the night before. Then the search was on for planting sites for the additions to our perennial and shrub borders—THE FAWN, SUGAR AND SPICE, STELLAR CHARM, PASTEL SPLENDOUR, TRANQUIL DOVE and LOVE AFFAIR. On the hill Joe added *P. rockii* LAN HE and ZI YAN, with more Japanese maples to join them next spring.



This winter I'll be researching nonprofit bulk mail rates and regulations plus options for using alternative "mailing vehicles." One of my favorite (and most helpful) websites has been FRANK'S COMPULSIVE GUIDE TO POSTAL ADDRESSES courtesy of Frank da Cruz at Columbia University. I've learned a lot about mailing, but I think that has only amounted to the tip of the iceberg. Sometimes just understanding the difference between sacking and traying regulations has really thrown me for a loop.

And what will you be doing this winter? I hope your activities will include writing an article or sending in something for the O & O section of *The Bulletin*. And, why not use the time to recruit new members? If you have questions or need help, let me know. We have new membership brochures available just for the asking.

Hope this finds you all well and your garden safely tucked away for the winter. Best wishes for the holidays and 2006!



Claudia

Claudia Schroer, APS Editor


 *Daffodils aren't just yellow anymore!!* 

Join **THE AMERICAN DAFFODIL SOCIETY** and learn about the great variety available in modern daffodils. Membership includes *The Daffodil Journal*, issued quarterly.

Now Available on CD ROM: The Illustrated Data Bank, a listing of over 14,000 daffodils, with over 2500 photos. \$79.

 Send for free brochure; or email: NaomiJLiggett@cs.com 
Look us over at ADS Homepage: www.daffodilusa.org

Membership: \$20.00 per year. 4126 Winfield Rd., Columbus, OH 43220



BOONE BRIER FARM


11067 NE Arness Rd
Kingston, Washington
98346

featuring
Herbaceous
& Intersectional
Peonies

tel (360) 297-7431
boonebrier@centurytel.net

COLOR CATALOG ON WEBSITE
www.boonebrierfarm.com

Peonies of China 2006



Join Jim Waddick and
China's foremost peony
authorities next May
in Sichuan, Yunnan
and southern Tibet!
www.hillkeep.ca

APS 2006 YEARBOOK

If your membership expires this year (check your mailing label or the membership roster), please remember to pay your dues by January 31, 2006 to be included in the APS 2006 Yearbook.

All members with current memberships on January 31st will be sent a free copy of the 2006 Yearbook. The fee for the 2006 Yearbook for late renewals will be \$5.00.



Andrea and Fern Leaf peonies

The Peony Garden

Herbaceous Peonies

Get Your
FREE CATALOG!

www.peonygarden.net
contact@peonygarden.net
(319) 896-1120 (voice mail)

The Peony Garden
P.O. Box 495 • Center Point, IA 52213

Your gardening friends will appreciate gift memberships.

Please see details of our free offer on page 231.

TOMORROW'S TREASURES

**Gorgeous Tree Peonies
with a Flare**

CALL OR WRITE FOR
A FREE CATALOG

phone/fax: 406-873-2183



& Herbaceous

126 FIFTH AVE NW ♦ CUT BANK, MT 59427

A season of color • Martagon, Asiatic, Trumpet & Oriental



When planning your peony bed ...
Don't forget the lilies!

North American Lily Society

Visit our website for everything
you'll need to know about our
favorite genus: *lilium*

www.lilies.org

Write for membership information:
Dr. P. Gilman, NALS Exec. Secretary
PO Box 272, Owatonna, MN 55060 USA

Rare Garden Peonies

ANTIQUE FRENCH, ENGLISH,
AMERICAN HERITAGE,
HYBRIDS, SPECIES AND NEW
INTRODUCTIONS

200+ kinds fresh from our fields!

COLOR PICTURES
& ORDER ONLINE

RiceCreekGardens.com

11506 HWY 65
BLAINE, MN 55434

763.754.8090

Intersectional (Itoh) Peonies

HAVE YOU CONSIDERED PURCHASING FROM NEW ZEALAND?

Quality Itoh plants - now from only US \$20.

(INCLUDING FIRST ARRIVAL, BARTZELLA, SCARLET HEAVEN, ETC.)

Plants shipped all over the world!

ORDER NOW FOR APRIL DELIVERY!

We also sell a wide selection of herbaceous peonies.

ENQUIRE NOW FOR NEXT SEASON'S PRICE LIST.

Simmons Paeonies

389 Buchanans Road

RD6, Christchurch, New Zealand

Ph: +64 3 342 1160 — Fax: +64 3 342 1162

p.e.simmons@clear.net.nz; www.peony.net.nz

American Peony Society
713 White Oak Lane — Gladstone, MO 64116-4607 — USA

MEMBERSHIP INFORMATION

All memberships, except Commercial and Institutional, are for 1 or 2 persons at the same address.

name(s)
address
city
state/region/province
zip+4/postal code
country
phone
fax
website
e-mail

Check this box if you do not want your contact information printed in The APS Membership Roster.

Dues are paid for January 1 – December 31 of any year. US dollars, only.

Please make your check or money order payable to American Peony Society or APS.

New or Renewal?		(please circle one)			
		INDIVIDUAL(S) & INSTITUTIONS			INDIVIDUAL(S)
MAILING ADDRESS ↓	1 YEAR	3 YEARS	5 YEARS	LIFE	PER YEAR
	USA	\$15	\$40	\$65	\$300
CANADA	\$20	\$55	\$90	\$375	\$30
EUROPE	\$25	\$70	\$115	\$525	\$35
PACIFIC RIM	\$30	\$85	\$140	\$565	\$40

Payment Type & Amount	
CHECK	\$
MONEY ORDER	\$
MASTER CARD	\$
VISA	\$

— FOR VISA & MASTERCARD ONLY —

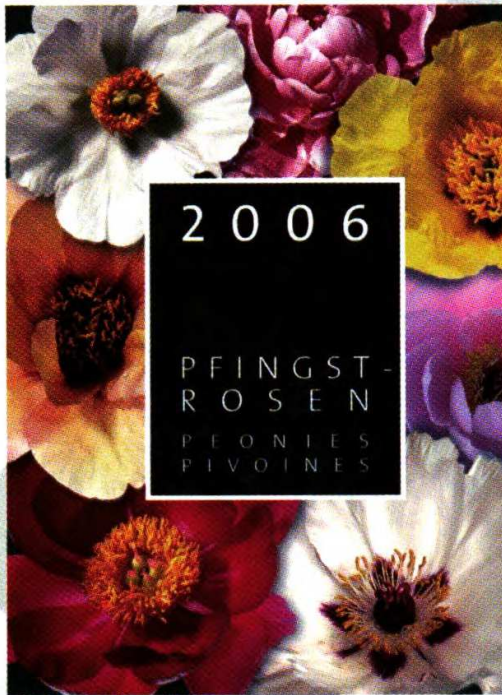
Account No. _____ Expiration _____

Signature _____

This page is blank for your convenience.
Please use the form to renew your membership.
Feel free to make copies and share with your gardening friends.

896c

**A marvelous
christmas gift
for peony
enthusiasts:
our calendar
2006**



**Dimension:
13.65" x 17.55"**

**Price:
\$ 22.00 US**
includes shipping and
handling.

**Delivery:
November 2005**
US and Canada
shipments made via
Claudia Schroer,
APS Editor.

www.paeonia.ch · Order: paeonia@bluewin.ch

Zephyrus, Claire de Lune,
Ofujinishiki, Paeonia rockii ssp.
rockii, Rozella, White Innocence,
Strawberry Delight, Harvest,
Tamafuyo, Nike, Sanctus, Corsair
**will accompany you
all through the year!**

paeonia gmbh · walter good
wettsteinstr. 6
CH-8332 russikon
switzerland



[paeonia] gmbh

Die gute Adresse für Pfingstrosen



Lois and Chris Laning
taken at the 1996
APS Convention —
Mansfield, Ohio
LOIS' CHOICE
(Laning, 1993)
[photo by Michael Huggins]



Chris Laning at Unc's Field; Kalamazoo, Michigan — 1995 [photo by Art Hartman]