

# **POLAR ADVENTURES**

Schiffs- und Flug- Expeditionen  
in Arktis und Antarktis



**Antarktis Flug-Expeditionen**

**SKYDIVE ANTARCTICA**

**ex Punta Arenas / Chile**

**via Basecamp UNION GLACIAR**

**POLARADVENTURES** Schiffs- und Flug-Expeditionen in Arktis und Antarktis  
Reiseagentur \* Heinrich-Böll-Str. 40 \* D-21335 Lüneburg \* Deutschland  
Tel +49-4131- 223474 Fax +49-4131-54255 [infos@polaradventures.de](mailto:infos@polaradventures.de) [www.polaradventures.de](http://www.polaradventures.de)

# **POLAR ADVENTURES**

Schiffs- und Flug- Expeditionen  
in Arktis und Antarktis

## **Saison 2024-25**

**Veranstalter Direkt-Angebote**

**ab-bis Punta Arenas (Chile)  
für individuelle Planungen**

**alle Abfahrten der Saison inkl.  
englischsprachiger Termine**

# ANTARCTIC LOGISTICS & EXPEDITIONS EXPERIENCES



November 2024 to January 2025

Prices are subject to change, particularly as fuel prices fluctuate. Please see pricing note below.

Experience and Dates Offered	Code	Number of Days	Price (USD)
<b>Mount Vinson</b>		<b>12 or 13 days</b>	<b>\$54,600</b>
November 26 – December 7, 2024	VINS1		
December 7 – December 18, 2024	VINS2		
December 18 – December 30, 2024	VINS3		
December 30, 2024 – January 10, 2025	VINS4		
January 10 – January 21, 2025	VINS5		
<b>South Pole Flight</b>		<b>6 days</b>	<b>\$62,895</b>
December 30, 2024 – January 4, 2025	SPF1		
<b>South Pole Overnight at Three Glaciers Retreat</b>		<b>7 days</b>	<b>\$82,950</b>
January 4 – January 10, 2025	SPFO2		
<b>South Pole Overnight</b>		<b>7 days</b>	<b>\$68,250</b>
January 10 – January 16, 2025	SPFO3		
<b>Emperor Penguins</b>		<b>9 days</b>	<b>\$60,900</b>
November 10 – November 18, 2024	EMPS1		
November 18 – November 26, 2024	EMPS2		
November 26 – December 4, 2024	EMPS3		
<b>Emperors &amp; Explorers</b>		<b>9 days</b>	<b>\$92,500</b>
December 4 – December 12, 2024	EMPX4		
<b>Ski Last Degree</b>		<b>12 or 13 days</b>	<b>\$78,750</b>
December 7 – December 18, 2024	LDG1		
December 18 – December 30, 2024	LDG2		
January 4 – January 16, 2025	LDG3		
<b>Antarctic Odyssey</b>		<b>5 days</b>	<b>\$31,495</b>
December 14 – December 18, 2024	AOD1		
Custom dates available upon inquiry			

Experience and Dates Offered	Code	Number of Days	Price (USD)
<b>Climb Antarctica</b>		<b>13 days</b>	<b>\$37,800</b>
January 4 – January 16, 2025 Pricing reflects a minimum of 2 guests to 1 guide, please inquire further for 1:1 pricing	CLIMB1		
<b>Ski Antarctica</b>		<b>13 days</b>	<b>\$37,800</b>
January 4 – January 16, 2025 Pricing reflects a minimum of 2 guests to 1 guide, please inquire further for 1:1 pricing	SKI1		
<b>Mount Sidley</b>		<b>12 days</b>	<b>\$72,975</b>
January 10 – January 21, 2025	SIDLEY1		
<b>Ski South Pole-Hercules</b>		<b>60 days</b>	<b>\$89,250</b>
November 18, 2023 – January 16, 2025	SKSP-HI		
<b>Ski South Pole-Messner</b>		<b>54 days</b>	<b>\$86,100</b>
November 18, 2023 – January 10, 2025	SKSP-ME		
<b>Ski South Pole-Axel Heiberg</b>		<b>48 days</b>	
November 18, 2023 – January 4, 2025 Special requirements, inquire about pricing	SKSP-AH		
<b>Skydive Antarctica</b>		<b>6 days</b>	<b>\$34,650</b>
Dates - To be announced	SKYD		
<b>Three Glaciers Retreat</b>		<b>Custom</b>	
Custom itineraries and pricing available upon inquiry	3GR		

**Custom Experiences:** Our scheduled itineraries are just a starting point. You can combine trips, add-on scenic flights, or tailor activities to match your interests. Please contact us to discuss the options.

**Pricing Note:** Prices shown are based on fuel costs as of January 1, 2024. We reserve the right to add a fuel surcharge in the event of significant increases in the price of aviation kerosene. Given the current volatility of fuel prices, please anticipate this possibility.

**Deposits:** A deposit of \$5000 (USD) per person is required to reserve space on any experience. Deposits are refundable up to 90 days prior to departure, less a \$1000 (USD) per person processing fee.\*

**Cancellation:** We strongly advise you to acquire cancellation insurance for your experience. Please refer to our terms & conditions \* for our full cancellation policy.

\* Different Terms & Conditions apply to group bookings, based on the chosen experience and size of group.



## ITINERARY CHANGES 2022

The health and safety of our guests continues to be a priority, as countries around the world adjust to living with COVID-19.

Our updated protocols align with current best practices, to support the well-being of our guests and staff and minimize the risk of bringing COVID-19 into Antarctica. Below is a summary of modifications to our itineraries for the 2022-23 season.

### Punta Arenas

- Mandatory COVID-19 vaccination for all guests and staff.
- Arrive in Punta Arenas, Chile three nights prior to your departure.
- ALE will provide pre-departure COVID-19 tests to screen all guests and staff for infection.
- Briefings, gear checks, flight check-in and baggage drop-off will follow Chilean Ministry of Health COVID-19 precautions and guidance. We will explain current regulations upon arrival in Punta Arenas.
- Masks are strongly recommended in close contact situations.



### Antarctica

- Mandatory vaccination and pre-departure screening will reduce the need for onerous COVID-19 management procedures in Antarctica.
- Masks remain strongly recommended in close contact situations.
- Individuals with COVID-19 symptoms will be tested if clinically indicated.

Please visit our **FAQ** for more detailed information on ALE's COVID-19 Management Strategy  
<https://bit.ly/3g5e4ql>



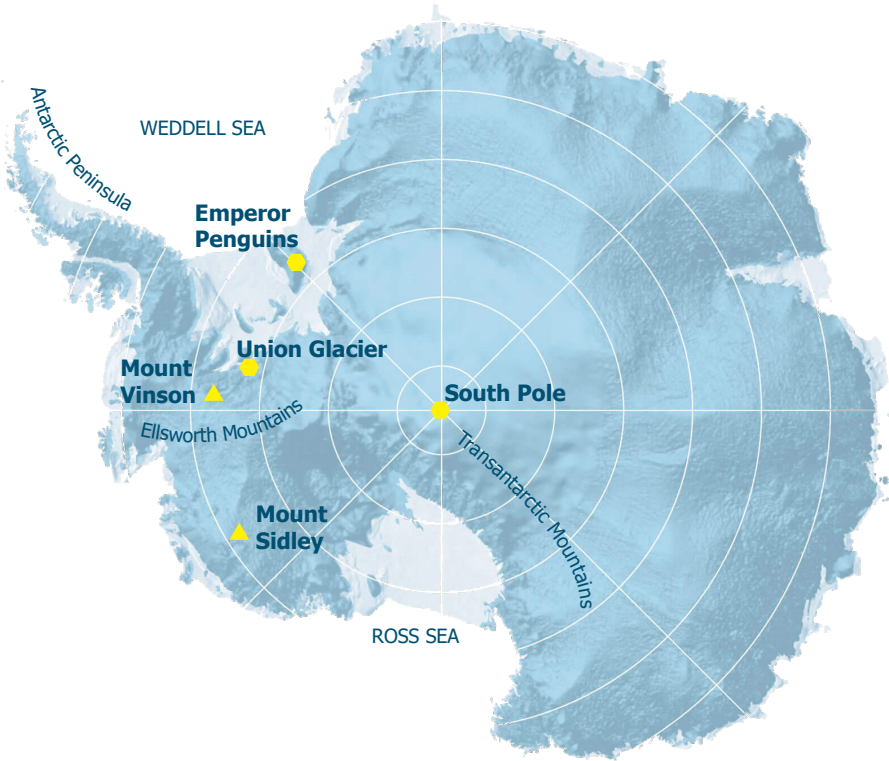


# SKYDIVE ANTARCTICA

## A BIRD'S EYE VIEW

**Freefall** over a land of extremes. Antarctica is the highest, driest, windiest, and most beautiful continent on earth. This is the ultimate destination for experienced skydivers and offers a unique adventure. Few will ever have the opportunity to jump here. No other landscape can match the majesty of Antarctica.

Living at Union Glacier, you will be surrounded by pristine wilderness and profound silence. In addition to skydiving, you will explore a region transformed by glaciers over millennia. Hike, bike, or ski through this stunning terrain alongside experienced polar guides.



## ITINERARY



**Arrival Day**  
Punta Arenas, Chile



**Pre-departure Days**  
Gear Check. Flight Check-in  
and Baggage Drop-off  
Welcome and Safety Briefing



**Day 1**  
Fly to Antarctica



**Day 2-6**  
Explore Union Glacier




**Flexible Jump Days**  
Skydive on the 7th continent



**Day 7**  
Return to Chile



**Flexible Departure Day**  
Fly Home

 All itineraries are subject to change based on weather and flight conditions.



## ARRIVAL IN PUNTA ARENAS

### Punta Arenas Office Address

Calle Bernardo O'Higgins 568

We ask you to arrive in Punta Arenas, Chile, at least **three nights prior** to your scheduled Antarctic flight in order to fully prepare you for your upcoming experience. This also allows a buffer for flight and baggage delays, should your travels to Chile not go as scheduled. We do not hold Antarctic flights for delayed passengers or baggage.

A few days before you depart from home, you will receive a digital Welcome Pack by email from your Punta Arenas Guest Liaison. This will cover important pre-departure information, including an Antarctic safety and environmental briefing and an itinerary for your time in Punta Arenas.

Santiago Airport (SCL) is the main international gateway to Chile. International flights arrive at Terminal 2, where you will complete a health check, customs and immigration procedures. Collect your checked baggage, then walk to Terminal 1, where you will re-check your bags for your domestic flight to Punta Arenas. **You must collect your checked baggage in Santiago.** If your baggage has not arrived, complete a lost baggage form before leaving the Santiago airport.

Upon arrival at Punta Arenas Airport (PUQ), our representative, holding an ALE sign, will be waiting for you at the exit of the baggage claim area and will transport you to your hotel. **Please notify your Punta Arenas Guest Liaison if you are delayed or your arrival time changes.**

### Gear Check

We will arrange a group gear briefing, to review the personal clothing and equipment you will need in Antarctica. Bring any items you would like us to check as well as any questions you may have. We will explain what to pack in your checked baggage vs. your carry-on bag and what items to leave behind in Punta Arenas.







## PRE-DEPARTURE DAY

### Flight Check-in

You will check-in for your Antarctic flight up to 24 hours before your scheduled departure to allow for changes in weather at Union Glacier. We will collect and weigh your checked baggage at this time. Please have your bags ready for pick-up by ALE, then make your way to the ALE office for your **scheduled check-in time**.

Keep the following requirements in mind as you prepare:

- All baggage must comply with international air transport regulations.
- For the safety of our staff, individual bags must not weigh more than 55 lb (25 kg).
- Bring your passport to check-in for the flight and receive your boarding pass.

### Checked Baggage

Checked baggage is loaded onto the aircraft the day before your Antarctic flight, so that we are ready to depart as soon as the weather is suitable. Keep in mind, you will not have access to your checked bags until they are delivered to your tent in Antarctica, even if the flight is delayed. Do not put anything in your checked baggage that you might need during a delay in Punta Arenas, on the flight, or for the first few hours in Antarctica.

**Your checked baggage allowance is 88 lb (40 kg).** Any checked baggage in excess of this amount will be charged at **\$35 USD per lb (\$77 USD per kg)**. You can pay in US cash or we can invoice you for the excess baggage. Carry-on baggage within the size limit, clothing worn aboard the aircraft, and sleeping bags rented from ALE, are not included in your checked baggage allowance.

### Carry-on Bags and Polar Clothing

Pack all of your essential personal belongings in your carry-on. We recommend a 30 liter bag without a rigid structure, as it provides flexibility during day trips at Union Glacier and on ski aircraft flights within Antarctica.

**Carry-on baggage is restricted to 18" x 16" x 10" (46cm x 41cm x 26cm).** Carry-on items that do not fit in the overhead bin, or under the seat in front of you, will be gate-checked and may result in additional fees.

When we depart Punta Arenas you will be wearing the boots and outer clothing needed for your arrival in Antarctica. It is simpler to wear these items than to carry them. You can remove these extra layers once you are on board the aircraft.

### Camera Equipment and Fragile Items

Camera packs and other fragile items that are larger than the carry-on size limit will be considered part of your checked baggage allowance and loaded in the cargo hold. Remember to keep a camera with you to take pictures during the flight and upon arrival in Antarctica.



## Left Luggage

You can leave luggage in Punta Arenas if there are items you do not need in Antarctica but we do not recommend leaving valuables. Bags can be left with ALE or at your hotel. We will provide Left Luggage Tags.

If you would like ALE to store your bags, please bring them with you on departure day. We will store them at our office and transport them to your hotel once your return flight is confirmed. Ask hotel reception for access to their luggage storage room to collect your bag.

Please note that ALE cannot pick up bags that are left at your hotel. ALE is not responsible for lost or stolen luggage.

## Departure Update

The evening before your Antarctic flight, we will update on you the current weather and potential departure time.





## DAY 1 FLY TO ANTARCTICA

We will call you at your hotel in the morning to advise you of current conditions in Antarctica. If the weather is suitable for our flight, we will pick you up at your hotel within the hour. Please meet us in the lobby with hotel bills paid, ready to board the bus.

At the Punta Arenas airport, we will go through normal Airport Security before boarding our comfortable jet for the 4¼ hour flight to Antarctica. Our route crosses the Drake Passage, then follows the west side of the Antarctic Peninsula and the spine of the Ellsworth Mountains. We land on a naturally occurring blue-ice runway on Union Glacier where you will take your first steps in Antarctica.

Climb aboard one of our specially-adapted vans for the 5 mi (8 km) shuttle to our main camp. Our friendly staff will provide a welcome tour of camp and show you to your tent.





DAY  
2-6

## EXPLORE UNION GLACIER

During your week stay in Antarctica, you'll have multiple days to explore Union Glacier. Our meteorologists will carefully monitor the weather conditions and identify the best days for skydiving.

A typical day at Union Glacier starts with a briefing after breakfast where you'll meet with our Skydive Master to discuss the day's options and choose an activity tailored to the weather and the group's interests. Union Glacier excursions can include any of the following destinations:

### Elephant's Head

Ride in one of our wheeled vehicles to this dramatic marble buttress overlooking the blue-ice runway. Geology lovers will be delighted to find this is a hotspot for ichnofossils. Our experienced guides can help you navigate by GPS to known trace fossils or accompany you on a mission to discover new ones. For photographers, beautiful ice pools and moraines offer endless opportunities to capture close-up frozen formations or wide angle glacial landscapes. Hikers can trek up to the base of Elephant's Head or all the way to the top of Rhodes Bluff for panoramic views of Union Glacier and the Heritage Range.



## Buchanan Hills

Board our one-of-a-kind Tucker Bus, a custom designed tracked vehicle, for the scenic drive to the remote Buchanan Hills. You'll arrive at a high pass that offers expansive views of Union Glacier as it flows into Constellation Inlet. Higgins Nunatak pokes through the ice, like an atoll in a frozen ocean. For the fit and adventurous, there are two easy hiking routes that require no prior experience and grant you the rare opportunity to summit a peak in the heart of Antarctica.

## Drake Icefall

Named in the 1960s after geologist Benjamin Drake IV, this impressive icefall tumbles off the polar plateau into Union Glacier. Winds from the South Pole carve huge waves into the blue-ice and polish the surface into a high shine.

## Charles Peak Windscoop

Discover the power of wind on ice as you wander through a sparkling turquoise corridor. If you're truly adventurous, this is a prime place to try ice climbing with one of our experienced guides. For the less vertically inclined, you can rock hunt to your heart's content. Just remember to leave them in place, as nothing may be removed from Antarctica.

## The Beach at Rossman Cove

Another spectacular setting for photography and panoramic views! Take cross-country skis with you or a picnic lunch and enjoy Antarctica's version of a glacial beach getaway.

If you'd prefer to stay closer to camp, we have a variety of activities for all abilities. You can check out a pair of cross-country skis or a fat-tire bike and take a spin around our groomed 10k loop or you can enjoy a cup of tea, an Antarctic book, or fun game in our camp library.

In the evenings, we regularly offer lectures and films tailored to your experience.





## SKYDIVE THE 7<sup>TH</sup> CONTINENT

Freefall over the Ellsworth Mountains of Antarctica is quite simply the most spectacular and surreal skydive you will ever have. The landscapes here are almost beyond words.

Our experienced team will select the best possible times for your jumps and our Skydive Master will keep you informed of current weather conditions during daily briefings. Safety is our top priority and jumps will proceed as conditions and flight operations allow.

When conditions are optimal, you will board the Twin Otter and head for the skies! Breathe in the crisp Antarctic air as you freefall for 50-60 seconds, high over the polar landscape, viewing mountain ranges, glaciers, and an endless expanse of white. Open your chute and gain a unique perspective on Union Glacier as you float towards your temporary home on ice.

Congratulations! You have joined an elite group of people who have skydived on the southernmost continent.



## Twin Otter Capabilities

Ski-equipped Twin Otters are a staple in Antarctic aviation. They are used by ALE, the British Antarctic Survey, the United States Antarctic Program, as well as the Argentine and Chilean air force.

The DHC-6 is a twin engine, turbo prop, STOL (short take-off and landing) aircraft is used throughout the world to access remote locations

on wheels, floats, tundra tires and skis. Their rugged landing gear and STOL characteristics allow them to take off land where other aircraft cannot.

The Twin Otter can accommodate up to 6 skydivers plus the Skydiver Master.

## Landing Area

You will land near our main camp on a 492 ft x 492 ft (150 m x 150 m) groomed drop zone. A 13 ft x 7 ft (4 m x 2 m) orange arrow will be placed within the landing area to indicate wind direction and the center of the drop zone.

As a precaution, travel safety and medical personnel will be on standby at the landing area. All skydivers will carry a personal locator beacon, supplied by ALE, to locate you in the event of a landing outside the drop zone.



## RETURN TO CHILE

When weather and runway conditions permit, our intercontinental aircraft will arrive at Union Glacier to transport you back to Chile. Once your flight has been confirmed we will ensure that you have a hotel reservation in Punta Arenas. If the flight returns in the early morning, we will book your reservation for a day ahead of your arrival because many hotels do not allow check-in until after 3:00pm.


If in the event of a delay we cannot adjust your reservation, ALE will find you a new hotel of comparable quality. Upon your arrival our staff will meet you at the airport and transfer you and your bags back to your hotel.



## FLY HOME

Due to the potential for weather delays, we strongly suggest booking your flight home one week after your planned return from Antarctica. If you purchase a full-fare ticket, most airlines will allow you to move your departure date. We recommend booking tickets through a travel agent, so they can change your ticket once the return flight from Antarctica is en route. Please note, ALE staff are unable to assist with airline reservations.

Should you wish to explore Chile before you return home, our team can provide a list of local tour operators and excursions. When it is time for your flight home, we will provide transportation from your hotel to the Punta Arenas airport.







### Weather

Ground temperatures ranging from -12°F to 30°F (-24°C to -1°C). Jump temperatures down to -31°F (-35°C).



### Activity Level

Moderate—light walking on uneven snow and ice and skydiving from 13,000 ft AGL (15,300 ft AMSL).



### Requirements

- Current FAI D Skydiving license or equivalent (USPA D license, APF D license, BPA C license)



### What's Included

- Airport transfers in Punta Arenas, Chile
- Round trip flight to Antarctica from Punta Arenas
- 2 skydive jumps over Union Glacier\*
- Meals and tented accommodation in Antarctica
- Skydive Master, Antarctic guides, and lecturer
- Celebration dinner and Certificate of Achievement
- Checked luggage up to 88 lb (40 kg)



### Not Included

- Insurance coverage—personal, medical, evacuation, or otherwise
- Commercial flights to and from Punta Arenas
- Airport transfers outside of Punta Arenas
- Meals and accommodation in Punta Arenas
- Additional flights within Antarctica
- Personal equipment and clothing
- Expenses incurred due to delays
- Luggage over 88 lb (40 kg)
- Satellite phone charges



### Weather Delay Advisory

*All itineraries are subject to change based on weather and flight conditions. Every effort will be made to keep to the scheduled itinerary and flights will depart as soon as weather and runway conditions permit. Our staff will provide you with regular updates in the event of a delay.*

*Please understand that delays are common in Antarctic travel. For this reason we advise you not to plan any important meetings, functions, or other trips for at least one week following your scheduled return from Antarctica. We strongly suggest that you purchase a full-fare, flexible airline ticket that easily permits date changes without penalty.*

\*Additional jumps may be booked in Antarctica contingent on weather and aircraft availability.

# SKYDIVE REQUIRED CLOTHING AND EQUIPMENT LIST



Conditions in Antarctica change drastically throughout our season and vary depending on your location. At Union Glacier, the climate is very dry and generally sunny but wind chill can impact temperatures greatly with early November being as cold as  $-22^{\circ}\text{F}$  ( $-30^{\circ}\text{C}$ ). Average mid-season temperatures range from  $-12^{\circ}\text{F}$  to  $30^{\circ}\text{F}$  ( $-24^{\circ}\text{C}$  to  $-1^{\circ}\text{C}$ ). Air temperatures during your jumps may be as cold as  $-31^{\circ}\text{F}$  ( $-35^{\circ}\text{C}$ ).

To be prepared for all conditions, it is important to have a selection of items you can mix and match. The layering system described below will keep you safe and comfortable in all conditions—it is also the same system utilized by our Antarctic field staff.

**You do not need to wear ALL of these layers ALL of the time.** Dress for the weather conditions and activity level you expect to encounter and bring extra layers with you in case conditions change.



## Base Layer

### Materials

Polyester, Merino Wool, or Silk but NO COTTON

### Examples

Patagonia Capilene or Smartwool

### Description

Your first layer consists of a long-sleeved thermal top and bottom. We recommend materials that wick moisture away from your body like polyester or merino wool. If you cannot wear artificial fibers or wool, silk is an alternate option. Cotton traps moisture and can cause you to chill more rapidly. If your experience involves an aerobic activity like climbing or skiing, choose a lightweight fabric. If your experience is less active, choose a midweight fabric for warmth. Zip T-necks are a great option as they allow ventilation. Bring undergarments, sports bras, and/or camisoles in a similar wicking material.



## Mid Layer

### Materials

Polyester, Merino Wool, Stretch Fleece, Grid Fleece

### Examples

Patagonia R1 Fleece or Rab Power Stretch

### Description

Your second layer consists of a long-sleeved heavyweight (expedition weight) base layer top and bottom or lightweight stretch fleece top and bottom. Tops with hoods are great as they seal the neck to keep you warmer.



## Insulation Layer

### Materials

Fleece, Down, or Synthetic Insulation (Primaloft, Thinsulate)

### Examples

Patagonia R2 or Nano, Rab Microlight

### Description

Your third layer should be a jacket that is thin, light in weight, and provides insulation. You can choose from either a mid to heavyweight fleece, a lightweight down, or a lightweight synthetic insulation. This should be a full-zip jacket but a hood is not essential.

### Optional Additional Layer: Vest

A fleece, down, or synthetic insulation vest can add insulation without much weight.



## Windproof Layer

### Materials

Softshell or Hardshell

### Examples

Arc'teryx Gamma MX Softshell, Black Diamond Sharp End

### Description

Your fourth layer should be a windproof jacket and pants. In general, we recommend windproof softshells over waterproof/windproof hardshells like Gore-tex as they tend to be more breathable and more comfortable. No matter which type of shell you choose, wind protection is the most important factor for this layer and the jacket needs to have a hood.



## Polar Insulation Layer\*

### Materials

Down or Synthetic Insulation

### Examples

Rab Neutrino Pro Jacket, Marmot 8000M Parka & Pants

### Description

Your outermost layer provides crucial insulation in extreme cold or wind and protection against the worst Antarctic conditions. You will need a hooded down jacket that is large enough to go over all of your other layers. Look for a minimum of 800 fill down and a minimum weight of 28 oz (800 g). It should be long enough to cover your backside.

Pants should be down or synthetic insulated with full side-zips. Make sure they are large enough to fit over your other layers.

*\*Item(s) available to rent for an additional fee.*

## Head

You will need several options to cover your head, neck, and face (mouth and nose) depending on the temperature, wind conditions, and sun exposure.



**Item 1:**  
Hat or Beanie that Covers Ears

**Materials:**  
Wool or Fleece



**Item 2:**  
Neck Gaiter or Buff

**Materials:**  
Fleece or Polyester Microfiber



**Item 3:**  
Balaclava or Face Mask

**Materials:**  
Neoprene or Windstopper

## Eyes

Quality eyewear is essential to prevent snow blindness. **Sunglasses or goggles must be worn at all times outside.**

### Sunglasses and Hard Case



#### Materials

Non-metal frames with 100% UV protection

#### Examples

Julbo, Smith, Oakley

#### Description

Your sunglasses should have dark colored lenses and full side coverage. Look for sunglasses with side-flaps (mountaineering or glacier glasses) or sport sunglasses with big lenses, wide sides, and a contoured shape that prevents light from entering at the sides. Non wrap around sunglasses provide little or no protection from peripherally focused UV radiation.

Avoid metal frames as they can freeze to your skin and bring a hard case to protect your sunglasses in your luggage.

# Hands

## Liner Gloves



### Materials

Polyester, Merino Wool, Silk, Power Stretch Fleece

### Examples

Seirus, Outdoor Research, Icebreaker, The North Face

### Description

Liner gloves can be layered under other gloves or mittens for additional warmth. They also protect you if you need to take off an outer glove or mitten in cold temperatures. Having two pairs allows you to switch out liners as they become damp.

## Midweight Insulated Gloves



### Materials

Waterproof Breathable Outer with Built-in Insulation

### Examples

Marmot Randonnee Glove, Black Diamond Pursuit Gloves

### Description

Look for a midweight waterproof breathable glove that has either fixed insulation or fleece lining. This glove should have good dexterity and you should have experience jumping with these gloves on.

## Oversized Thick Insulation Mittens



### Materials

Down or Synthetic Insulation

### Examples

Marmot 8000 Meter Mitt, Mountain Equipment Redline Mitt, Outdoor Research Alti Mitts

### Description

Like your outer jacket and pants, these down or synthetic insulated mittens are your ultimate protection against the coldest Antarctic conditions. Mittens will keep your hands warmer than gloves but can make taking photos challenging. You should be able to wear two pairs of liner gloves under your mittens so your hands will be protected if you to take off a mitten for photography. Make sure your mittens have wrist loops to keep them attached to you if you take them off in high wind.

## Feet

### Thin Liner Socks



#### Materials

Wool, Polyester, or Silk—NO COTTON

#### Examples

Smartwool, Bridgedale, Thorlo, Terramar

### Thick Heavyweight Socks



#### Materials

Wool or Wool Blend Socks

#### Examples

Smartwool, Bridgedale, Thorlo, Darn Tough

### -100°F (-73°C) Rated Snow Boots with Removable Liners\*



#### Materials

Waterproof Outer and Removable Insulated Liner

#### Examples

Sorel Glacier XT, Baffin Impact or Endurance

#### Description

You will need boots that are very comfortable and very well insulated. We strongly recommend that you buy boots rated down to -100°F (-73°C) as -40°F (-40°C) boots are often not warm enough. Make sure your boots fit with two pairs of socks—one liner sock and one heavyweight sock. The boots should have built in gaiters and removable liners which can be taken out at night to dry.

*\*Item available to rent for an additional fee.*

### Waterproof Running Shoes or Hiking Boots



#### Materials

Waterproof Outer and Insulation

#### Examples

The North Face, Scarpa, Salomon

#### Description

For your jumps, you will need solid, waterproof running shoes or flexible waterproof hiking boots. On warmer days, these shoes can also be worn for many of the excursions around Union Glacier.

#### Optional Footwear: Insulated Booties

It's nice to be able to take your boots off in your tent.

# Luggage

## Large or XL Duffel Bags (120-150 liter)



### Materials

Durable PU or Ballistic Nylon

### Examples

The North Face Base Camp Duffel—XL or Patagonia Black Hole 120 Duffel Bag

### Description

We recommend using oversized duffel bags for your checked bags on your Antarctic flight. Make sure they are made of a durable material to withstand international travel and handling on snow and ice. Look for bags with a full zipper and multiple haul handles. Do not bring wheeled suitcases to Antarctica—they are very hard to move on snow.

### Optional Item: Stuff Sack

It's easiest to organize your clothing in your bags and tent if you have color-coded mesh or nylon stuff sacks.

## Carry-on Backpack (18" x 16" x 10" or 46 cm x 41 cm x 26 cm)



### Examples

Patagonia Lightweight Black Hole Pack 26L, Osprey Ozone Daypack 24L

### Description

All passengers are limited to one carry-on bag sized to fit under an airplane seat for the Antarctic flight. We recommend putting all of your essential items in a carry-on backpack that you can also use for daily excursions while in Antarctica.

## Equipment

### Pee Bottle(s)



#### Examples

Nalgene 32 oz or 48 oz Wide Mouth Water Bottle(s)

#### Description

All human waste is removed from Union Glacier which means you will need your own container to urinate in when you are not within reach of our toilet facilities. We recommend a wide mouth water bottle that is marked for urine or 'pee' and can be used at night in your tent or when you are on a day excursion away from camp. We recommend practicing with your pee bottle at home so you can be comfortable using it when you get to Antarctica. Females may also find a pee funnel (Freshette, SheWee, Go-Girl) helpful.

Please do not bring plastic pee bags, they will leak! Our staff will show you where to empty pee bottles behind the toilet facility.

### -40°F (-40°C) Rated Sleeping Bag\*



#### Materials

Down or Synthetic

#### Examples

Feathered Friends Snow Goose, Rab Expedition 1400, Wiggy's Hunter Antarctic Rectangular Sleeping Bag

#### Description

You will need a sleeping bag that is rated down to -40°F (-40°C). A full-length zipper is important.

*\*Item available to rent for an additional fee.*




# SKYDIVING CHECKLIST

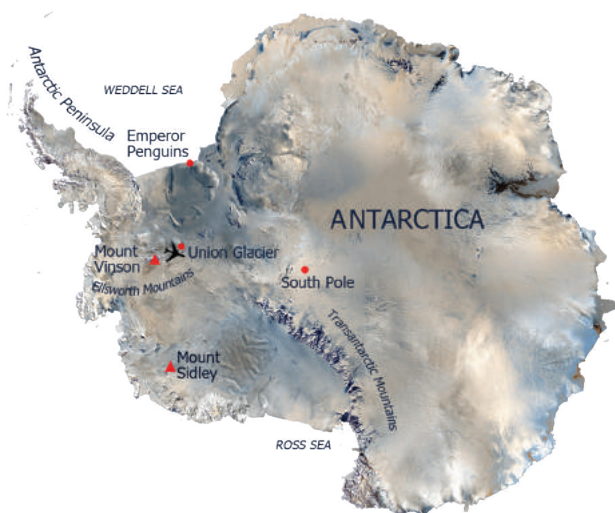
**You must bring ALL of the items on this list unless they are listed as optional.** We will look for each item on this list at your Gear Check in Punta Arenas. These items may not be available for purchase in Punta Arenas and we will not let you board the aircraft to Antarctica without them.

X	#	Item
<b>Base Layer</b>		
	4 pairs	Underwear, sports bras, etc.
	2	Light or midweight tops
	2 pairs	Light or midweight bottoms
<b>Mid Layer</b>		
	1	Lightweight fleece top or expedition-weight base layer top
	1 pair	Lightweight fleece pants or expedition-weight base layer bottoms
<b>Insulation Layer</b>		
	1	Mid or heavyweight fleece, down, or synthetic insulation jacket
	<i>Optional</i>	Fleece, down, or synthetic insulated vest
<b>Windproof Layer</b>		
	1	Hooded shell jacket
	1 pair	Shell pants
<b>Polar Insulation Layer</b>		
	1	Thick down or synthetic insulated jacket with large hood <b>*Available to rent</b>
	1 pair	Down or synthetic insulated pants with full side-zips <b>*Available to rent</b>
<b>Headwear</b>		
	1	Hat or beanie that covers ears
	1	Neck gaiter or Buff
	1	Balaclava and/or face mask
	<i>Optional</i>	Fleece or Windstopper headband
	<i>Optional</i>	Baseball or trucker hat for sunny weather
<b>Eyewear</b>		
	1 pair	Sunglasses with side coverage
	1	Sunglass case
	<i>Optional</i>	Spare contact lenses or prescription glasses, if required
<b>Gloves</b>		
	2 pairs	Liner gloves
	1 pair	Midweight insulated gloves
	1 pair	Oversized thick insulated mittens
	<i>Optional</i>	Chemical hand warmers
<b>Footwear</b>		
	3 pairs	Thin liner socks
	3 pairs	Thick heavyweight socks
	1 pair	Boots rated -100°F (-73°C) <b>*Available to rent</b>
	1 pair	Waterproof running shoes or hiking boots
	<i>Optional</i>	Insulated booties with no-slip sole

x	#	Item
<b>Skydiving Equipment</b>		
	1	Skydiving rig with in-date reserve, must be well-maintained and approved by Skydive Master
	1	Canopy with conservative wing loading
	1	Automatic Activation Device (AAD) that is functional and in-date
	1	Jumpsuit
	1	Open face helmet or full face helmet with visor removed
	1 pair	Goggles compatible with chosen helmet
	1	Lightweight neoprene face/neck protector
	1 pair	Insulated skydive gloves
	1	Audible altimeter
	1	Visual altimeter
	As needed	Spare altimeter batteries
	<i>Optional</i>	Back-up altimeter
<b>Other Equipment</b>		
	2	Extra large duffel bags
	1	Carry-on backpack 18" x 16" x 10" (46cm x 41cm x 26cm)
	1	Sleeping bag rated -40°F (-40°C) with full-length zip <b>*Available to rent</b>
	1	32 oz Nalgene wide-mouth water bottle (for drinking)
	2	32 oz Nalgene wide-mouth water bottles (marked for pee). Option to substitute for one 48 oz Nalgene wide-mouth water bottle.
	1	Outdoor Research insulated cover for 32 oz Nalgene water bottle
	1	Lip balm with minimum SPF 50
	1	Sunscreen with minimum SPF 50
	1	Personal toilet bag with wash cloth, small towel, Wet Wipes, toothbrush, toothpaste, lotion, Band-Aids, blister kit, contact solution, feminine products, etc
	As needed	Personal medication. Bring enough for your experience plus an additional 4 weeks' supply.
	<i>Optional</i>	Stuff Sacks
<b>Other Optional Items</b>		
	<i>Optional</i>	<b>For Antarctica:</b> USB or 120 V A/C (North American Type A or B plugs) <b>For Chile:</b> Plug adapters and 220 V transformers
	<i>Optional</i>	US cash to purchase satellite phone cards or merchandise at Union Glacier Camp
	<i>Optional</i>	Cotton t-shirts to wear at Union Glacier Camp
	<i>Optional</i>	Lightweight journal, paperback book, sketchbook, pencils, pen, e-reader
	<i>Optional</i>	Cameras, chargers, extra batteries
	<i>Optional</i>	iPod or tablet with noise cancelling headphones
	<i>Optional</i>	Eyeshade and earplugs for sleeping in 24-hour daylight
	<i>Optional</i>	Handkerchiefs/bandanas
	<i>Optional</i>	Pee funnel for women



# UNION GLACIER CAMP



**79° 46'S 82° 52'W**  
**2297 FT (700 M)**

Our main camp is only accessible by air and lies on the broad expanse of Union Glacier in the Southern Ellsworth Mountains. All of our guests take their first steps in Antarctica here, on the naturally occurring blue-ice runway. We are a short flight from Mount Vinson, the highest peak in Antarctica, and just over 600 nautical miles (1138 km) from the South Pole. Majestic peaks rise in all directions offering unlimited opportunities for scenic excursions, technical climbs, and ski tours.



## ACCOMMODATIONS

Union Glacier Camp is the only facility of its kind in Antarctica. Our full-service camp operates during the Antarctic summer (November through January) and is dismantled at the end of each season. We can house up to 70 guests in our dual occupancy Clam Tents.

Clam Tents are double-walled sleeping tents that are designed to withstand Antarctic conditions with a high-tech nylon covering and durable aluminum frame. They are also incredibly comfortable to live in with large doors and a tall interior that allows you to stand upright and move around easily (16 ft x 8 ft or 5 m x 2.4 m). Tents are naturally heated by the 24-hour sunlight up to 60°F (16°C) but may be colder during long periods of overcast skies. Each guest is provided with a cot, mattress, pillow, linens, and towels.

Please tell us if you have a preferred tent-mate. Otherwise we will pair you with a compatible roommate of the same gender.

## WEATHER

The Antarctic climate is generally cold, dry, and windy. Even though it is summer, the temperatures remain below freezing at all times. Camp is typically less windy than other areas, such as the blue-ice runway, and temperatures range between -12° to 30°F (-24° to -1°C). Please keep in mind conditions can change rapidly and wind chill can make temperatures feel colder. Bring everything on our **Required Clothing & Equipment List** so you are prepared for all conditions.



## MEALS

### BREAKFAST 8–9 AM

Hot breakfast is served until 8:45am and self-serve continental breakfast is available until 9am.

### LUNCH 12:45–2 PM

### DINNER 6:45–8 PM



The dining tent is the heart of our camp and serves as a gathering place for all of our guests. You'll have the opportunity to meet people from all over the world embarking on everything from a Mount Vinson summit attempt to a Ski South Pole expedition. You'll get to mingle with our staff, who speak 15 different languages, and may have the chance to talk to scientists working on a variety of research projects.

Our talented chefs utilize a fully equipped kitchen to create fresh-cooked meals, baked goods, and fantastic desserts. You'll be surprised at the range of fresh fruits, vegetables, meats, and cheeses we're able to fly in regularly from Chile. We offer a variety of hot beverages, soft drinks, juices, and water. Chilean beer and wine are served in limited quantities with dinner.

Breakfast, lunch, and dinner are served at set times. In between meals, self-serve snacks and beverages are always available. All meals are served buffet style and vegetarian options are available upon request. If you have made special dietary requests or have food allergies, please introduce yourself to the kitchen staff when you arrive in camp.

# SHOWERS & TOILETS

While at Union Glacier Camp, you'll have access to communal showers and toilet facilities. In keeping with our mission to set the highest possible environmental standards, we try to minimize the amount of residue (grey) water we generate as well as the fuel we use to melt snow in Antarctica. We provide disinfectant hand gel in the dining tent and in all toilets and ask that guests limit shower use to every 2-3 days to conserve water. We also provide wash basins if you don't want to take a full shower. Many guests bring pre-moistened towelettes such as Wet Wipes to use in between showers. Towels are provided in your tent and body wash is available in all shower stalls but you should bring any other toiletries with you. We do not offer laundry service in Antarctica.

## SHOWER HOURS

7-10:30 AM

5-10 PM

All human waste is removed from Union Glacier Camp, which requires us to keep liquid and solid human waste separate for ease of transport. For men, a stand-up urinal is provided in addition to a sit down toilet. For women, two sit-down toilets are provided, one for liquid waste and another one for solid waste and toilet paper. During the night, some guests prefer to use a "pee bottle" in their tent. Our staff will show you the container where you empty pee bottles next to the toilet facility. Don't forget to bring your pee bottle with you when you leave camp. On vehicle excursions, our guides will also have a portable toilet you can use in emergencies.





## ACTIVITIES

You can be as active or relaxed as you like while at Union Glacier. Each morning we will meet with you to discuss options for the day and organize activities tailored to the weather and your interests. We offer a variety of group excursions (described in your detailed itinerary) and there are plenty of activities you can do on your own around camp. Take a walk, cross-country ski, or try out one of our fat tire bikes on the groomed 6 mi (10 km) loop. If you're looking for something more low-key, check out a book, movie, or game in our polar library. We also have a small merchandise shop featuring clothing, hats, patches, and other keepsakes. These items are exclusively sold at Union Glacier Camp and cannot be purchased anywhere else in the world. Items range in price from \$10-\$200 and are available for purchase with US cash.

In the evenings, our guest lecturers will host engaging talks on a variety of topics from polar history to glaciology. Many will share photos and stories of their own expeditions to remote parts of Antarctica and beyond. Please respect camp quiet hours between 10pm and 7am.

If you'd like to experience more of Antarctica, you can add a flight to one of our other destinations for an additional fee. Based on the time of your visit and weather conditions, you may be able to join a flight to the South Pole, charter a scenic flight around the Ellsworth Mountains, or visit Mount Vinson Base Camp. If you're interested in adding one of these flights to your itinerary, please ask our Guest Services team and they can provide you with rates and availability.



# COMMUNICATION

Satellite phone cards are available for purchase with US cash (\$40 USD for 30 minutes) from our Guest Services team. Please note that you are charged per attempted transmission, not per connection. You can make calls from our two phone booths which are equipped with satellite phones for your use. Please do not use personal satellite phones in communal areas like the dining tent.

There is no mobile coverage in Antarctica. Satellite internet access is for operations only. Please enjoy this digital detox!


In an emergency, your family may contact our offices in Salt Lake City or Punta Arenas and we can forward a message to you while you are on the ice. However, we will only give out information about you to those individuals listed on your Personal Information Form (PIF).

## Punta Arenas Guest Services

Calle Bernardo O'Higgins 568  
Punta Arenas, Chile  
Guest Services Manager +56 9 6832 7472  
guests.punta@antarctic-logistics.com

## Salt Lake Sales Office

3478 South Main Street  
Salt Lake City, UT 84115 USA  
Tel +1 801 266 4876  
info@antarctic-logistics.com



# POWER

Limited charging facilities are available in the dining tent and feature two types of outlets: USB and 120V A/C (North American Type A or B plugs). Ensure your batteries are fully charged prior to leaving Punta Arenas, you have back-up batteries on hand, and you leave any unnecessary electronics behind. Please be courteous of your fellow guests and do not leave electronics plugged in overnight.







## TRANSPORTATION



Most of our guests arrive in Antarctica on an Ilyushin-76TD. This robust, four engine Russian jet was originally designed to deliver heavy machinery to remote areas of the USSR. It is well-suited for off-strip landings, such as the blue-ice runway at Union Glacier, and easily copes with polar weather conditions.

Each season we charter three to four ski aircraft to transport guests and cargo within the continent. We utilize De Havilland DHC-6 Twin Otters and a Basler BT-67. The Twin Otter is the workhorse of many National Antarctic Programs and is used by the British Antarctic Survey, the United States Antarctic Program, as well as the Argentine and Chilean air force. The Basler is our larger ski aircraft and is a turboprop conversion of the Douglas DC-3. We use it to transport larger groups of passengers and cargo into the field.



We maintain a fleet of specially adapted vehicles for ground transportation, snow clearing, and runway maintenance. These include two 4x4 and three 6x6 passenger vehicles, several tractors, Tucker Sno-Cats, industrial snow-blowers, skiway groomer, and a number of snowmobiles and sleds.

# MEDICAL SERVICES

Keeping you healthy in Antarctica is one of our key priorities. We have a basic medical clinic staffed by doctors and medics who specialize in emergency, high altitude, and remote medicine. The clinic is equipped to treat minor illnesses or can be used to stabilize more serious conditions until the patient can be evacuated. Our field guides all hold advanced first aid certification, are trained in emergency response protocols, and carry comprehensive first aid kits when away from camp. A member of our medical team accompanies all South Pole flights due to the altitude and extreme temperatures at this location.


If you take regular medication, bring enough with you for your anticipated itinerary as well as 4 weeks' extra supply. Even in Punta Arenas, compatible prescription medications can be difficult to source.

Common ailments such as dehydration, sunburn, and cold injury can easily be avoided through self-care. Make sure to drink plenty of fluids, as you can easily become dehydrated in Antarctica's cold, dry climate. Your body needs calories to keep warm, so please enjoy our hearty meals and delicious desserts. Keep your skin covered in cold and windy conditions to prevent frostbite. Wear gloves when taking photos and use a balaclava, Buff, or face mask. Wear high quality sunglasses or goggles whenever outside and liberally apply sunscreen. And don't forget to use the disinfectant hand gel!

Tell our medics or your guide immediately if you feel unwell or have a problem. Many issues can be easily resolved if they are addressed early, but can become serious if ignored.

If necessary, we will call in a dedicated flight to evacuate a patient. Keep in mind Punta Arenas, Chile is 1,859 mi (2991 km) away from Union Glacier and evacuation is entirely dependent on good weather conditions. Because of this, medical evacuation may take up to several days. Evacuation flights will be at your own expense, which is why we require all guests to carry Medical Evacuation Insurance.





## TRAVEL SAFETY

Few people get to camp and travel on an active glacier and this unique environment requires everyone to be cautious and conservative. Stay within your limits, listen to safety briefings, and follow instructions. Ask if you have questions.

Union Glacier is a large expanse of actively moving snow and ice that is flowing from the Polar Plateau towards the Ronne Ice Shelf. As the glacier carves its way through the mountains and flows over uneven terrain, deep holes and cracks can form in the surface of the snow. These crevasses can be hundreds of feet deep and are often covered by a thin layer of snow, making them very dangerous. Assume all glaciated terrain contains hidden crevasses and always seek advice before traveling outside of camp.

We use a variety of tools to identify safe areas around Union Glacier and our field camps. These include high resolution satellite imagery, ground penetrating radar, a thorough understanding of glacier dynamics, and historical knowledge of the area. Our camp boundaries and safe travel routes are routinely maintained and clearly marked to ensure safe passage in low visibility. Our Travel Safety team gives regular briefings to guests and staff on where it is safe or not safe to travel.

All guests and staff must adhere to a strict Check-Out and Check-In Procedure when leaving camp and be cleared by our Travel Safety Manager. Guests and staff must stay on established safe routes outside of

camp or employ glacier travel techniques (ropes, harness, etc.). Please check with our Communications staff before crossing the skiway to use the 6 mi (10 km) loop. Even if you see all of our aircraft on the ground, there may be other aircraft in the vicinity.

If you need assistance, our Guest Services team is always available as your first point of contact. The Communications and Operations Offices are open for guests between 9am and 7pm. Please be respectful of these busy workplaces and only visit them when necessary.

## “NO GO” AREAS

We have identified a safety perimeter around camp, identified by flags. Do not cross the flags or enter any of the following “No Go” areas unless you are accompanied by a member of our staff.

- The blue-ice runway or taxiway when a flight is due (You will be advised where you may stand to take photos)
- The back of the Ilyushin during unloading or loading
- Radio masts, antennas, and guy lines
- Ski aircraft parking area, skiways, air crew tents, and air crew office
- Medical Clinic unless a medic is present
- Garage and Workshop Areas
- Staff sleeping tent area, unless you are visiting the medic’s tent
- Clean snow area



## TIME

Even though you'll be living in 24-hour daylight, Union Glacier Camp time is the same as Punta Arenas, Chile, where our flights originate. Our field camps at Mount Vinson, South Pole, and Gould Bay also operate on this same time.

Union Glacier Time

= GMT (UK time) -3 hours

= Eastern Standard Time (NYC time) +2 hours

= Pacific Standard Time (LA time) +5 hours.

Amundsen-Scott Station, located at the South Pole uses New Zealand Daylight Time (GMT +13 hours).

## DISTANCE

1 nautical mile (nm) =

1.15 statute miles =

1.852 kilometers

1 degree of latitude = 60 nm

1 minute of latitude = 1 nm

## SMOKING

Smoking and/or vaping are PROHIBITED inside ANY tent, structure, vehicle or aircraft due to extreme fire danger. Smoking is permitted outside only. Containers for ash and cigarette butts are located outside the dining tent. Please use your own container with a lid should you wish to smoke elsewhere.

## GRATUITIES

You are welcome to give gratuities/tips if you wish but should feel under no pressure to do so. Tipping rates are left entirely to your discretion based on your level of satisfaction with our service. Tips can be given to our Guest Services Manager. Like many travel companies, gratuities are pooled and shared among the entire staff because we feel each person plays an equally vital role in the safe and successful completion of your experience.

# INTERCONTINENTAL FLIGHTS



ALE provides an intercontinental air bridge between South America and the Ellsworth Mountains, West Antarctica. ALE operates approx. weekly passenger flights from November through January and cargo flights as needed. Flight time is 4 1/4 hours.

Flights depart from Presidente Carlos Ibañez del Campo airport (PUQ/SCCI) in Punta Arenas, Chile and land at Union Glacier blue-ice runway (UGL/SCGC). Our commercial passenger jets carry 60 passengers. Our cargo aircraft can hold two shipping containers' volume of cargo, with a total capacity of 17,500 kg. Dedicated cargo flights, private jet charters and airfield support can also be arranged. All flights are weather dependent (see Meteorology).

## FLIGHT SCHEDULE



### Ilyushin IL-76 TD (cargo)

The IL-76 was originally conceived for delivering heavy machinery to remote, poorly-serviced areas of the USSR. As such it needed to meet the requirements for a heavy-lift freighter with good speed and range, be able to operate from short and unprepared airstrips, and capable of coping with the worst weather conditions likely to be experienced in Siberia and the Soviet Union's Arctic regions.

The IL-76 has seen extensive service as a commercial freighter, especially for oversized or heavy items unable to be otherwise carried. An onboard crane can self-load and offload items up to 10 tonne, without the need for specialized airport equipment. The IL-76 has been used as emergency response transport for civilian evacuations and to deliver humanitarian/disaster relief aid around the world, especially to undeveloped areas due to its ability to operate from unpaved runways. The IL-76TD has a greater range and load capacity than the original IL-76.

### Boeing 757 (passengers)

ALE uses standard commercial jets for our scheduled, intercontinental passenger flights. These deliver a fast flight service to Antarctica and have fuel efficient, low noise engines that help ALE in our policy of continued reduction in fuel use.

The Boeing 757-200 (or similar) offers passengers a shorter flight time, a comfortable flight, and plenty of windows to enjoy the spectacular Antarctic views and thrilling blue-ice landing.

ALE has deployed a number of airfield facilities to enable a rapid turn-around for commercial jets. This means that the most efficient use can be made of weather opportunities to fly to Antarctica.

### Private Jets

Extended range, private jets, such as Bombardier, Dassault Falcon and Gulfstream families, offer the most comfortable way to fly to Antarctica. These types of aircraft come with luxurious passenger cabins, shorter flight times due to a fast flight speed, low noise and fuel-efficient engines that minimize potential environmental impacts.

ALE can facilitate charter flights, or provide limited airfield support for your aircraft, by prior arrangement. Please contact us well in advance of your project start date, to allow time for necessary Antarctic authorizations and pilot familiarization. ALE does not provide a fueling service at our runway.



## INTERNAL FLIGHTS

Flights beyond Union Glacier are by ski aircraft. Each season we contract de Havilland DHC-6 Twin Otters and a Basler BT-67 aircraft which operate from ALE's Union Glacier camp. We maintain pre-placed fuel caches to support ski aircraft operations throughout West Antarctica and always have a minimum of two ski aircraft on the continent, to provide complete self-sufficiency for normal operations and for emergency response.



### De Havilland DHC-6 Twin Otter

Ski-equipped Twin Otters are a staple in Antarctic aviation. They are used by ALE, the British Antarctic Survey, the United States Antarctic Program, as well as the Argentine and Chilean air force. The DHC-6 probably needs no introduction to most people. This twin engine, turbo-prop, STOL (short take-off and landing) aircraft is used throughout the world to access remote locations on wheels, floats, tundra tires and skis. Their rugged landing gear and STOL characteristics allow them to take off and land where other aircraft cannot. From coastal resorts and remote communities to the Arctic and Antarctic wilderness, the Twin Otter provides reliable and versatile passenger and cargo transport.

### Basler BT-67

Our larger ski aircraft is the Basler BT-67, a turboprop conversion of the Douglas DC-3. The Basler is quickly becoming the Antarctic aircraft of choice for transporting larger groups of passengers and larger cargo items into the field. Named "The Travel Product of the Century" by FORTUNE®, the Douglas DC-3 revolutionized air travel. The high-performance STOL aircraft is versatile, tough, simple and spacious. Its usefulness has been proven in every imaginable application, from passenger and cargo to military and special purpose missions. The Basler conversion replaces original piston engines with reliable Pratt and Whitney PT6A-67R turbine engines, extends the fuselage, adds de-icing and other improvements. Learn more about the [BT-67](#).

# Hotel Cabo de Hornos

Das elegante Cabo de Hornos Hotel erwartet Sie in der historischen Stadt Punta Arenas. Kürzlich renoviert verfügt es über eine Innenausstattung im Avantgarde-Stil, stilvolle Zimmer, kostenloses WLAN und ein Gourmetrestaurant.

Die komfortablen Zimmer im Hotel Cabo de Hornos sind mit heimischem Holz und luxuriösem Teppichboden ausgestattet. Sie verfügen über private Bäder, eine separate Badewanne und einen TV.

Regionale Köstlichkeiten genießen Sie im À-la-carte-Restaurant und entspannen bei einem Glas Wein vor dem Kamin. Morgens stärken Sie sich am Frühstücksbuffet.

Das Hotel Cabo de Hornos bietet Blick auf die Meerenge von Magellan und liegt nur 18,3 km vom internationalen Flughafen Presidente Carlos Ibáñez del Campo entfernt.







# Hotel Rey Don Felipe

Das in Punta Arenas, der südlichsten Stadt der Welt gelegene Rey Don Felipe befindet sich nur 2 Blocks vom Hauptplatz entfernt und bietet luxuriöse Unterkünfte mit kostenfreiem WLAN.

Die Architektur des Hotels Rey Don Felipe ist an die Tradition und Geschichte der Provinz Magallanes angelehnt. Die komfortablen, geräumigen Zimmer sind beheizt und verfügen über Kabel-TV und eine Minibar. Einige Zimmer sind zudem mit einem eigenen Whirlpool ausgestattet.

Morgens erwartet Sie ein reichhaltiges Frühstücksbuffet mit Brot, Obst, Müsli und Joghurt. Abends werden regionale und internationale Gerichte sowie erlesene chilenische Weine serviert.

Das Rey Don Felipe Hotel liegt 22 km vom Flughafen Presidente Carlos Ibañez del Campo entfernt. Ihr Auto stellen Sie gerne kostenfrei auf dem hoteleigenen Parkplatz ab. Im gesamten Hotel herrscht Rauchverbot.





# Hotel Dreams del Estrecho

Neben einem großen Innenpool mit Blick auf den See erwarten Sie im Dreams del Estrecho eine Sauna und ein Whirlpool. Alle Zimmer bieten einen Panoramabalkon. Das WLAN nutzen Sie kostenlos.

Im Hotel Dreams del Estrecho trainieren Sie im Fitnessraum und finden Entspannung bei einer Massage. Besuchen Sie auch den nur 2 km entfernten Park Maria Behety.

Die hellen Zimmer sind mit einem Flachbild-Kabel-TV, einem Schreibtisch und einer Minibar ausgestattet. Sie sind in eleganten Naturtönen gehalten und mit dunklen Holzmöbeln eingerichtet.

Das Regionalmuseum ist 450 m und das nationale Naturschutzgebiet Magallanes 20 km vom Hotel entfernt. Am Tourenschalter erhalten Sie Tipps und Ratschläge.

Vom Flughafen Presidente Ibañez trennen das Dreams del Estrecho 6 km. Sollten Sie mit Ihrem eigenen Fahrzeug anreisen, können Sie kostenfrei am Hotel parken.





# PUNTA ARENAS HOTEL PRICES



Hotel	Description	Room Type	Price USD \$	Phone, Email, Website (Dial + 56 61)
Almasur (Rey Don Felipe) ★★★★	Comfortable and tastefully decorated boutique hotel located only 2 blocks from the central plaza. Rooms equipped with hairdryer, mini-bar, safe, phone, Wi-Fi, and cable TV. Room service, laundry, and fitness room available. Breakfast buffet included. Generally willing to accommodate reservation changes in the event of a delay.	Single	230	2295000 reservas@hotelreydonfelipe.com www.hotelreydonfelipe.com
		Double	260	
		Triple	330	
		Superior	335	
		Suite	370	
Diego de Almagro ★★★★	Located on the waterfront, this large hotel is preferred by guide companies due to the number of rooms available and their ability to extend reservations in the event of a delay. Bright rooms with climate control, mini-bar, cable TV, Wi-Fi, and electronic locks. Exercise room and heated pool. Breakfast buffet included.	Single	109	2208800 centraldereservas@dahoteles.com www.dahotelespuntaarenas.com
		Double	121	
Dreams del Estrecho ★★★★	Most luxurious hotel in Punta Arenas, featuring a casino and a spa. Located near the pier. Amenities include large rooms, a restaurant overlooking the Magellan Straits, pool, and fitness center. Wi-Fi available. Breakfast buffet included. Due to limited availability, this hotel is usually unable to extend reservations in the event of a delay. Please be aware that rates change daily based on demand, ALE cannot guarantee what price you will pay if we have to extend your reservation at this hotel.	Single/Double - City View	220	2204594 reservas@mundodreams.com www.mundodreams.com
		Single/Double - Ocean View	253	
		Junior Suite	279	
		Suite	307	
Cabo de Hornos ★★★★	Large, full-service hotel on the central plaza. Big, bright rooms, some with a view of Magellan Straits. Ultramodern, chic lobby, bar, and restaurant. Regional and international cuisine. Breakfast buffet included. Free Wi-Fi. Please be aware that rates change daily based on demand, ALE cannot guarantee what price you will pay if we have to extend your reservation at this hotel.	Single/Double	245-315	2715000 reservas@hotelesaustralis.com www.hotelcabodehornos.com
		Triple	295-370	
Best Western Finis Terrae ★★★★	Hotel located in downtown Punta Arenas with 64 rooms, restaurant and bar. Free Wi-Fi access and in-room safe. Breakfast buffet included.	Single/Single Superior	178/215	2209100 reservas@hotelfinisterrae.cl www.hotelfinisterrae.cl
		Double/Double Superior	221/322	
		Triple	293	
		Suite	428	
Isla Rey Jorge ★★★	Smaller hotel that is often able to accommodate reservation changes in the event of a delay. Good value, cozy atmosphere and comfortable rooms. Room service, laundry, free Wi-Fi. Helpful staff. Excellent restaurant serving regional and international cuisine. Breakfast buffet and welcome drink included.	Single	119	2248220 reservas@islareyjorge.com www.islareyjorge.com
		Double	143	
		Triple	169	

Prices are the rack rate and provided as a guide only. They may change without notice or fluctuate with exchange rates.

# POLAR ADVENTURES

Schiffs- und Flug- Expeditionen  
in Arktis und Antarktis

## OFFLINE-KATALOG-ANFORDERUNG

Sehr geehrte Reise-Interessenten. Vielen Dank für Ihr Interesse und den Download eines digitalen Kataloges im PDF-Format.

Gerne senden wir Ihnen zusätzlich bei weitergehendem Interesse die ausgewählten PDF-Inhalte als gedruckte Version auf dem Postweg.

Bitte nennen Sie unten den gewünschten Katalog und senden Sie dieses Formular per Post oder Fax an uns zurück.

Bitte senden Sie mir den aktuellen Katalog für folgendes Schiff/ Tour:

Bitte senden Sie den ausgewählten Katalog an folgende Adresse:

Vorname + Name

Telefonnummer

<input type="text"/>	<input type="text"/>
----------------------	----------------------

Strasse + Nr.

Faxnummer

<input type="text"/>	<input type="text"/>
----------------------	----------------------

PLZ + Wohnort

e-mail-Adresse

<input type="text"/>	<input type="text"/>
----------------------	----------------------

Bitte per Post an:

oder per Fax an 04131-54255

an POLARADVENTURES Schiffs- und Flug-Expeditionen in Arktis und Antarktis Heinrich-Böll-Str. 40 D-21335 Lüneburg
--

# POLAR ADVENTURES

## Schiffs- und Flug- Expeditionen in Arktis und Antarktis

**Unverbindliche Buchungsanfrage per Fax an 04131-54255 oder per Post an  
Polaradventures, Heinrich-Böll-Str. 40, D-21335 Lüneburg, Deutschland**

Bitte unterbreiten Sie mir ein unverbindliches Angebot für folgende Leistungen:

- Veranstalter-Angebot mit Insolvenzversicherung nach deutschem Reiseveranstalterrecht + Preis in EUR  
 Direkt-Angebot der ausländischen Reedereien (ausländ. Reiserecht + Preis in USD zum Tageskurs in EUR)

Schiffsname 

--	--

  
Reisename/ -Route 

--	--

  
Abfahrt von - bis (tt/mm - tt/mm/jj) 

--	--

  
Alternative Abfahrt (tt/mm - tt/mm/jj)  
(falls ausgebucht) 

--	--

Kabinenkategorie 

--	--

  
Alternative Kabinenkategorie  
(falls ausgebucht) 

--	--

- Doppelkabine  Doppelkabine zur Einzelnutzung  Halbe Doppelkabine zur Mitbenutzung

Zubringerflüge:

Abflughafen 

--	--

  
Hinflugdatum (tt/mm/jj) 

--	--

  
Rückflugdatum (tt/mm/jj) 

--	--

  
bevorzugte Airline 

--	--

- Economy-Class  Business-Class

Zusätzliche Hotelübernachtungen:

Hotelname/Übernachtungsort 

--	--

  
Aufenthalt von - bis (tt/mm - tt/mm/jj) 

--	--

  
Hotelname/Übernachtungsort 

--	--

  
Aufenthalt von - bis (tt/mm - tt/mm/jj) 

--	--

Reiseversicherungen:

- keine  
 Reiserücktrittskostenversicherung  
 Komplettschutz (Reiserücktritts-, Kranken-, Unfall-, Gepäck- und Notfallversicherung)

Persönliche Angaben:

1. Reiseteilnehmer 

Vorname, Name / Geburtsdatum	
------------------------------	--

  
2. Reiseteilnehmer 

Vorname, Name / Geburtsdatum	
------------------------------	--

Angebot bitte:

per Email an (Emailadresse) 

--	--

  
 per Fax an (Nummer) 

--	--

  
 per Post an (Vorname & Name)  
(Straße & Nr.) 

--	--

  
(PLZ & Wohnort) 

--	--

**POLARADVENTURES Schiffs- und Flug-Expeditionen in Arktis und Antarktis  
Reiseagentur \* Heinrich-Böll-Str. 40 \* D-21335 Lüneburg \* Deutschland**

Tel +49-4131- 223474 Fax +49-4131-54255 [infos@polaradventures.de](mailto:infos@polaradventures.de) [www.polaradventures.de](http://www.polaradventures.de)