



PROVEN HARVEST®



FIRE AWAY® Hot and Heavy

Capsicum annuum

LANDSCAPE   41-61cm (16-24") Vigor: 2

This compact snack pepper bears 2 ½-3 ½" long fruits that pack a bit more heat than a jalapeno. They mature through shades of green, yellow, orange and red. Harvest time is long; crop time from liner to red fruit is 65-72 days. Shows good resistance to blossom-end rot.

Growing Tips for FIRE AWAY®



- Best grown under warm conditions with long days. Don't order it in until you can meet these conditions.
- Grow in high light to avoid stretching.
- Feed with 150-200ppm N. Do not overfeed this crop.
- Allow plants to dry, but not wilt, between waterings.
- Pinch liners at 1-2 weeks after transplant if needed.
- In growing group BB (see page 133).

Seed Availability: *Sobkowich*

AWARD WINNER – FIRE AWAY® Hot and Heavy

20 Awards including: Top Performer-Pepper, Texas A&M; Leader of the Pack, JC Raulston Arboretum; Perfect Score All Summer, Oregon State University

BERRIED TREASURE® *Fragaria ananassa*

LANDSCAPE   30-41cm (12-16") Vigor: 2

Plants that serve a dual purpose of being ornamental and edible are wildly popular with consumers today, and Berried Treasure strawberries are no exception. These beautiful strawberries bear showy, semi-double flowers and sugary sweet, snack-sized fruits together all summer long. The plants have short runners, making them ideal for growing in patio pots. Everbearing, daylength neutral and hardy in zones 4-9.

Growing Tips for BERRIED TREASURE®

- 150 ppm N for optimal growth.
- Pay close attention to watering. Strawberries do not tolerate wilting and the soil must be kept moist but not soggy.
- Bright light and cool nights are best for peak flowering and fruit set.
- Avoid high temperatures in production. Plants should be kept below 80°F to avoid a reduction in fruit quality.
- Watch for spider mites, especially when humidity is low. Spray both the undersides and tops of the foliage.
- Depending on conditions, allow about four weeks from flowering to ripened fruit.
- In growing group BC (see page 133).

Notes: Reduced runner formation results in a more mounding habit and more energy to put into flowers and fruit.

Seed Availability: *Sobkowich*

AWARD WINNER – BERRIED TREASURE® Red *Fragaria*

12 Awards including: Top Performer, University of Guelph; Leader of the Pack, North Carolina State; Top Performer, Oklahoma State University



FIRE AWAY® Hot and Heavy
Capsicum annuum

BERRIED TREASURE® Pink
Fragaria ananassa

BERRIED TREASURE®
White *Fragaria ananassa*

BERRIED TREASURE® Red
Fragaria ananassa

TEMPTING TOMATOES™ *Lycopersicon esculentum*

LANDSCAPE   Vigor: 4

TEMPTING TOMATOES™ 'Garden Gem'
Lycopersicon esculentum ^{USPVP}

76-107cm (30-42")

This strongly disease resistant, semi-determinate tomato produces a high yield of juicy, smooth flavored, snack-sized fruits. Developed in the hot, humid South, resulting in heat tolerant plants that fruit over an extended period. Matures in 58 days, 2 weeks before Better Boy®.

TEMPTING TOMATOES™ 'Garden Treasure'
Lycopersicon esculentum ^{USPVP}

86-122cm (34-48")

This heat tolerant, vigorous, indeterminate tomato produces a heavy yield of large fruits that have versatile uses; delicious eaten fresh and used in sauces. Expect the flavor of an heirloom tomato with modern disease resistance. Matures in 72 days.

AWARD WINNERS – TEMPTING TOMATOES™ 'Garden Gem' *Lycopersicon*

15 Awards including: Top Performer, University of Guelph; Perfect Score, Oregon State University; Top Performer, University of Georgia; Consumer Favorite, University of Tennessee-Jackson

TEMPTING TOMATOES™ 'Garden Treasure' *Lycopersicon*

17 Awards including: Top Performer, University of Guelph; Perfect Score, Oregon State University; Perfect Score, University of Tennessee-Jackson; Leader of the Pack, North Carolina State

Growing Tips for TEMPTING TOMATOES™ 'Garden Gem' and 'Garden Treasure'

- 100-150 ppm N for optimal growth.
- A complete micronutrient balanced fertilizer is essential for best growth and flavor.
- Most tomatoes perform well with additional calcium, or a CalMag fertilizer.
- Avoid soil pH higher than 5.0 or micronutrient deficiencies will begin to show.
- Though these tomatoes are disease resistant, watch for signs of virus. Wash hands before handling the crop.
- Good air circulation is essential for pollination of flowers. Ensure good air flow through the greenhouse and keep humidity relatively low for best fruit set.
- In growing group BA (see page 133).

Seed Availability: *Sobkowich*



TEMPTING TOMATOES™
'Garden Gem'
*Lycopersicon
esculentum*

TEMPTING TOMATOES™
'Garden Treasure'
*Lycopersicon
esculentum*

TEMPTING TOMATOES™ GOODHEARTED®

Lycopersicon esculentum 🌱 🌿 20-30cm (8-12") Vigor: 2

This compact cocktail tomato with a low mounding habit is ideal for hanging baskets and upright patio containers. Juicy, heart to pear-shaped fruits with a tender skin are slightly larger than cherry tomatoes. They have the perfect balance of sweet and acidic flavors. Plants are semi-determinate in the North and determinate in the South. Crop time from liner to red fruit is 65-72 days, making this a great early tomato for Northern gardeners.

Growing Tips for TEMPTING TOMATOES™ GOODHEARTED®

- 100-150 ppm N for optimal growth.
- A complete micronutrient balanced fertilizer is essential for best growth and flavor.
- Most tomatoes perform well with additional calcium, or a CalMag fertilizer.
- Avoid soil pH higher than 5.0 or micronutrient deficiencies will begin to show.
- Watch for signs of virus. Wash hands before handling the crop.
- Good air circulation is essential for pollination of flowers. Ensure good air flow through the greenhouse and keep humidity relatively low for best fruit set.
- In growing group BA (see page 133).

Seed Availability: *Sobkovich*

AWARD WINNER – TEMPTING TOMATOES™ GOODHEARTED® *Lycopersicon*

5 Awards including: Perfect Score All Season, University of Tennessee; Perfect Score All Season, Iowa State; Top Performer, Oregon State University



TEMPTING TOMATOES™
GOODHEARTED®
Lycopersicon esculentum

AMAZEL BASIL® *Ocimum*

LANDSCAPE 🌱 🌿 51-91cm (20-36") Vigor: 4

Superior resistance to downy mildew is the #1 reason to grow Amazel. It's also quick to mature, up to three weeks faster than post-transplant seed-produced varieties. Once it reaches harvestable size, it remains in a vegetative state longer and sets sterile seed. Vigorous, large, well-branched plants produce a high yield. Truly a game-changing selection!

Growing Tips for AMAZEL BASIL®

- 150-200 ppm N for optimal growth.
- Pinch floral buds during early plant establishment to promote vegetative growth.
- Grow under high light conditions with good air circulation.
- Avoid temperatures below 40°F.
- Good water management practices are critical to healthy growth; avoid late day overhead watering.
- Employ good sanitation practices including keeping the greenhouse clean, eliminating weeds and debris, keeping hose-ends off the floor, and disinfecting equipment as often as possible.
- Scout for thrips and botrytis.
- In growing group BC (see page 133).

AWARD WINNER – AMAZEL BASIL® *Ocimum*

33 Awards including: Top Performer, University of Guelph; Best of Show, University of Tennessee-Jackson; Perfect Score, Michigan State University; Top Performer, Oregon State University



AMAZEL BASIL®
Ocimum USPPAF CanPBRAF

Amazel Basil® Proven Package

Designed to tell the story behind this unique basil, this specialty container and label automatically comes with all Amazel Basil liners.

A standard Proven Winners white branded container and label comes automatically for all other varieties in the Proven Harvest® Collection.