



ACTIVITY KIT

For
CLASSROOMS,
LIBRARIES,
&
BOOKSTORES




chronicle books

Art © Sophie Blackall CHRONICLEBOOKS.COM/IVYANDBEAN



ACTIVITY KIT

For
CLASSROOMS,
LIBRARIES,
&
BOOKSTORES



chronicle books

Art © Sophie Blackall CHRONICLEBOOKS.COM/IVYANDBEAN

IVY + BEAN

EVENT + ACTIVITY KIT

HELLO, GROWNUPS!

IVY + BEAN, our favorite friends who never meant to like each other, are here to celebrate! It's Ivy + Bean Forever!



HOST AN IVY + BEAN PARTY

INVITE YOUR YOUNG READERS TO AN IVY + BEAN PARTY! When they arrive on the day of the event, start by reading the first chapter of one of the books aloud. Then, ask children how many of them have read other titles in the Ivy and Bean series. If your attendees are familiar with other titles, ask them whether they remember the problems the girls faced at the beginning of the other books they have read and how they solved them.

GET EVERYONE UP AND MOVING with a short ice-breaker activity to become familiar with the other party goers. Use the template included in this kit to print special Ivy and Bean nametags or use blank name tags and ask attendees to write their name and also include a picture of something they really like (Example: Ivy might draw an image of a witch next to her name).

FIND OUT WHICH IVY + BEAN CHARACTER IS THEIR FAVORITE Ask everyone to share which character they'd most like to be friends with and why. Is it Ivy? Bean? Dino? Or maybe Sophie S.

ASK PARTY PARTICIPANTS TO WORK TOGETHER on the activities included in this kit. They can pair up for the word find and crossword puzzle.

REMEMBER: HAVE FUN!

This kit was created by Rose Brock, a teacher, school librarian, and doctoral candidate at Texas Woman's University, specializing in children's and young adult literature.

WORD FIND

TREASURE HUNT! See if you can find all the words hidden in the puzzle below. Then see if your friends can do it. Can you find any extra words in the puzzle that don't appear in the Word Bank?

WORD BANK

- IVY
- BEAN
- FRIENDSHIP
- BABYSITTER
- CANDY
- TENTS
- FLIPPING PANCAKE
- CRAFTS
- IVYBEANOSAUR
- SQUIDARINA
- ICE CUBES
- FIRST AID
- DANCE
- OUTDOORS

E	E	I	R	A	N	I	R	A	D	I	U	Q	S	R
K	M	O	Q	H	T	Z	F	V	V	W	G	J	N	J
A	S	W	V	D	E	H	H	N	N	U	J	A	N	K
C	F	R	I	E	N	D	S	H	I	P	E	P	S	G
N	V	N	F	G	T	E	M	C	M	B	U	O	Q	M
A	H	G	V	D	S	U	E	C	N	A	D	F	U	S
P	S	S	J	O	Y	C	Z	F	W	U	M	Q	I	T
G	B	Y	P	F	U	E	Y	D	N	A	C	P	D	F
N	W	B	A	B	Y	S	I	T	T	E	R	F	A	A
I	C	Y	E	N	J	L	H	F	V	R	O	H	R	R
P	P	S	O	U	T	D	O	O	R	S	F	R	I	C
P	I	V	R	U	A	S	O	N	A	E	B	Y	V	I
I	V	N	G	B	Y	V	I	F	D	E	Q	O	A	A
L	D	I	A	T	S	R	I	F	K	B	K	X	U	L
F	S	J	B	H	B	I	I	C	A	L	P	H	T	A



IVY + BEAN

TRIVIA QUIZ

Oh boy! Here is another chance to prove that you know your Ivy and Bean facts! And if you don't know your Ivy and Bean facts, that's perfectly okay! Just look at the answer key!


1. **All the kids in Ivy and Bean's class love Lowfat Belldeloon cheese in a special just-for-you serving size because** (*Hint: Ivy and Bean: No News Is Good News*)

- a. it's lowfat so it's good for you.
- b. it tastes like chocolate.
- c. it bounces.
- d. it comes inside red wax.



2. **Ivy and Bean don't need to go to camp. They've got their own camp! It's called** (*Hint: Ivy and Bean Make the Rules*)

- a. Camp Free Will.
- b. Camp Flaming Arrow.
- c. Puppet Fun!
- d. Camp Neanderthal.




3. **During Nature Study, campers learn that Komodo dragons** (*Hint: Ivy and Bean Make the Rules*)

- a. lay four eggs, usually in March.
- b. have green spit.
- c. don't poop.
- d. live in Scotland.



4. **In Dino's basement, there are lots of pictures of** (*Hint: Ivy and Bean Take the Case*)

- a. clouds.
- b. asparagus.
- c. Dino.
- d. string.



5. **When she needs to wake up in the middle of the night, Bean puts something under her pillow. What is it?** (*Hint: Ivy and Bean Take the Case*)

- a. A timer shaped like a tomato
- b. An alarm clock that makes a sound like a rooster
- c. A telephone that makes a sound like a rooster
- d. A sock filled with marbles so she won't go to sleep

6. **At Ivy and Bean's camp, the number-one rule is** (*Hint: Ivy and Bean Make the Rules*)

- a. "Better safe than sorry."
- b. "Better to have loved and lost than to have never loved at all."
- c. "Leaves of three, let them be."
- d. "You can only have as much fun as you are willing to get hurt."

7. **When Bean's dad was a kid, he made a newspaper called** (*Hint: Ivy and Bean: No News Is Good News*)

- a. The Explosion.
- b. The Flip-Out.
- c. The Fourth Avenue Bugle.
- d. Ned's Newsy Notes and Nosy News!



8. **Bean's favorite movie is Seven Falls. This classic movie is about** (*Hint: Ivy and Bean Take the Case*)

- a. the seventh seal.
- b. a town in Nova Scotia with seven waterfalls.
- c. a guy named Al Seven.
- d. a boy named Marco who has an accident.

9. **Jake the Teenager's band plays really loud. One of their songs is called** (*Hint: Ivy and Bean: No News Is Good News*)

- a. "Ball Control."
- b. "Komodo in the Commode."
- c. "Nebulizer."
- d. "I Told You I Was Sick."



10. **At their camp, Ivy and Bean study Boudicca, a Great Woman of History who** (*Hint: Ivy and Bean Make the Rules*)

- a. invented sign language.
- b. started a hospital for orphans in Indonesia.
- c. was a movie star.
- d. mowed down a lot of Roman soldiers.

Answer Key: 1. d 2. b 3. c 4. a 5. a 6. d 7. a 8. c 9. c 10. d

CROSSWORD PUZZLE


How well do you know Ivy and Bean? Test your skills on the crossword puzzle below!

ACROSS

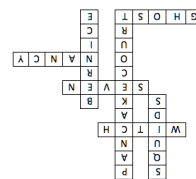
3. Ivy is studying to be one of these
5. Age of the girls in *Ivy and Bean Make the Rules*
6. Bean's sister
7. Ivy discovers this in the girls' bathroom at school

DOWN

1. The girls are cast as these in a ballet
2. The name of the street where Ivy and Bean live
4. Bean's real name



ANSWERS (GO AHEAD AND PEEK!)



IVY + BEAN FOREVER

AROUND-THE-WORLD DRAWING PROJECT


Ivy + Bean books connect kid readers around the world. There are fans in Sydney...and Singapore...and Southampton! It's sort of like a giant book club, and for Ivy + Bean Day 2015, we're celebrating the bond between readers with the Ivy + Bean Around-the-World Drawing Project.


HERE'S HOW TO BE A PART OF THE FUN:


- ★ Print out the five rope images in the event kit and tape them together. The five printouts should make one long rope image.
- ★ At your Ivy + Bean Day celebration, ask each guest to draw a self-portrait with his or her names, like so:





- ★ When you're finished, snap a photo (be sure to include both ends of your first and last page!) and send it to kids@chroniclebooks.com. Feel free to share on other social media channels with the hashtag #ivyandbeanday!
- ★ We'll compile all of the images to make the longest, most super-duper yellow rope to connect Ivy + Bean readers around the world, and don't worry—we'll share it with you when it's done!













YOW! It's party time!

Join us for easy-peasy activities and lots of fun!

DATE: _____

TIME: _____

 chronicle books

CHRONICLEBOOKS.COM/IVYANDBEAN

Art © Sophie Blackall



YOW! It's party time!

Join us for easy-peasy activities and lots of fun!

DATE: _____

TIME: _____

 chronicle books

CHRONICLEBOOKS.COM/IVYANDBEAN

Art © Sophie Blackall



YOW! It's party time!

Join us for easy-peasy activities and lots of fun!

DATE: _____

TIME: _____

 chronicle books

CHRONICLEBOOKS.COM/IVYANDBEAN

Art © Sophie Blackall



YOW! It's party time!

Join us for easy-peasy activities and lots of fun!

DATE: _____

TIME: _____

 chronicle books

CHRONICLEBOOKS.COM/IVYANDBEAN

Art © Sophie Blackall

HI! MY NAME IS:



 CHRONICLEBOOKS.COM/IVYANDBEAN
Art © Sophie Blackall

HI! MY NAME IS:



 CHRONICLEBOOKS.COM/IVYANDBEAN
Art © Sophie Blackall

HI! MY NAME IS:



 CHRONICLEBOOKS.COM/IVYANDBEAN
Art © Sophie Blackall

HI! MY NAME IS:



 CHRONICLEBOOKS.COM/IVYANDBEAN
Art © Sophie Blackall

HI! MY NAME IS:



 CHRONICLEBOOKS.COM/IVYANDBEAN
Art © Sophie Blackall

HI! MY NAME IS:



 CHRONICLEBOOKS.COM/IVYANDBEAN
Art © Sophie Blackall

HI! MY NAME IS:



 CHRONICLEBOOKS.COM/IVYANDBEAN
Art © Sophie Blackall

HI! MY NAME IS:



 CHRONICLEBOOKS.COM/IVYANDBEAN
Art © Sophie Blackall

HOW TO HAVE FUN LIKE IVY + BEAN!

There's no shortage of Ivy and Bean activities, but you probably don't want a lot of them to occur in your bookstore, classroom, or library. The following is a selection of guaranteed (sort-of guaranteed, anyway) non-catastrophic fun things to do.

1 HANG SPOONS FROM YOUR FACE

MATERIALS NEEDED: Metal spoons. As everyone who's read *Ivy and Bean Break the Fossil Record* knows, the world's record for greatest number of spoons hung from a face is fifteen, so some will think that they are going to need sixteen spoons. They won't! Ignore them, and don't worry about having sixteen spoons for each person. Two will do. Maybe three.

PROCEDURE: The kid has to rub the spoon against her nose a few times to get the friction going. After a few rubs, it will probably stick to the tip of her nose. A lucky few will be able to make another spoon stick to their chin at the same time. Pretty cool. One in a thousand will be able to make a third one stick cheekily. They should be rewarded with a big pat on the back, which will make their spoons fall off. Some people breathe on the spoon before attempting stickage, and that is fine with us.

2 EASY-PEASY MANICURE

Painting your fingernails is just too much trouble. Heck—growing fingernails is too much trouble. But fingernails are fun, especially when they're long and wavering. So, you can make your own.

MATERIALS NEEDED: Scotch tape and felt tip pens.

PROCEDURE: Take about three or four inches of Scotch tape and attach one end to the front of your fingernail. Then fold it more or less in half, so that the other end is attached to your finger. The part in your middle is your fingernail. You can make it any color with the felt pens, and if you're really feeling fancy, you can cut the tape into points.



3 WILI WONDER DANCE

Now that you've got the fingernails, you can do an interesting version of the ballet *Giselle*, just like Ivy and Bean do in *Ivy and Bean: Doomed to Dance*. The real story of *Giselle* is confusing and kind of boring, with dukes and villagers dancing around for some reason or other. But who cares about them? The Wilis are where it's at. These are ghostly ladies who chase people around, waving their long fingernails and looking spooky, until their victims—and any tired Wilis—collapse onto the floor.

MATERIALS NEEDED: Once you've got the fingernails, you don't need any other materials.

PROCEDURE: The Wilis wave their fingernails alluringly at passersby and then circle around them and dance and dance and dance until they all collapse. The End.

4 STRAWS GALORE

All those fabulous *Ivy and Bean Break the Fossil Record* readers know that the world record for greatest number of straws in a mouth is 256 (gross!). This impressive record is going to be hard to break, but many people are curious to know just how many straws they can get in their own mouths.

MATERIALS NEEDED: Lots and lots of straws. The average seven-year-old can fit 45 straws in her mouth, but be prepared for bigmouths, too.

PROCEDURE: I'm sure you don't need me to go into detail. Each kid should just stuff as many straws as she can into her mouth. Whoever gets the most in wins.

Extra credit: After you're done with the contest part, you can all dip into a big tub of water and make bubbles.

5 MAKE-IT-YOURSELF POTION

Ivy-and-Beanies know potions. Potions are magic mixtures that can be made from a variety of non-deadly ingredients found in the average house, yard, and sidewalk. Though everyone should be encouraged to make up a potion to suit her own needs, some extremely useful potions are:

- ★ Ghost-Be-Gone: gets rid of troublesome ghosts.
- ★ Neighbor Nicenup: changes unfriendly neighbors (like Mrs. Trantz) into jolly ones.
- ★ Sans-Souci-Sauce: It doesn't make your room cleaner, but it makes your parents not care anymore.
- ★ Glbldlx: makes older sisters tongue-tied and incapable of speech. Hooray!

MATERIALS NEEDED: Any old thing will do—old spices, dust, glue, weird food in the back of the cupboard, dirt, ground-up bricks, dead bugs, soap, spiderwebs, leaves, seeds, peels, hair, fur, raisins, you name it. Plus water. The only really important ingredient is food coloring, because otherwise, potions tend to look really disgusting. Alternatively, you can urge each potion-maker to bring her own ingredients or go on an ingredient quest. You will also need some spoons and enough see-through containers with lids for each kid.

PROCEDURE: Lay all the ingredients out on a table. Let them have at it. Keep an eye out for ingredient-hogging.



YOW! It's party time!

Join us for easy-peasy activities and lots of fun!

DATE:

TIME:

PLACE:

Questions? Contact:



Art © Sophie Blackall