



Biota Neotropica  
ISSN: 1676-0611  
cjoly@unicamp.br  
Instituto Virtual da Biodiversidade  
Brasil

Pyles Cicchi, Paulo José; Sena, Marco Aurélio de; Peccinini-Seale, Denise Maria; Ribeiro Duarte, Marcelo  
Snakes from coastal islands of State of São Paulo, Southeastern Brazil  
Biota Neotropica, vol. 7, núm. 2, mayo-agosto, 2007, pp. 227-240  
Instituto Virtual da Biodiversidade  
Campinas, Brasil

Available in: <http://www.redalyc.org/articulo.oa?id=199114293026>

- How to cite
- Complete issue
- More information about this article
- Journal's homepage in redalyc.org

redalyc.org

Scientific Information System  
Network of Scientific Journals from Latin America, the Caribbean, Spain and Portugal  
Non-profit academic project, developed under the open access initiative

---

## Snakes from coastal islands of State of São Paulo, Southeastern Brazil

Paulo José Pyles Cicchi<sup>1,4</sup>, Marco Aurélio de Sena<sup>2</sup>, Denise Maria Peccinini-Seale<sup>2</sup>, Marcelo Ribeiro Duarte<sup>3</sup>

*Biota Neotropica* v7 (n2) – <http://www.biotaneotropica.org.br/v7n2/pt/abstract?inventory+bn03907022007>

Recebido em 19/06/06

Versão Reformulada recebida em 08/05/07

Publicado em 05/07/07

<sup>1</sup>Universidade Estadual Paulista – UNESP, Instituto de Biociências, Departamento de Zoologia, Laboratório de Herpetologia, Campus Botucatu, Rubião Junior, s/n, CEP 18618-000, Botucatu, SP, Brasil

<sup>2</sup>Departamento de Genética e Biologia Evolutiva, IBUSP

<sup>3</sup>Laboratório de Herpetologia, Instituto Butantan, São Paulo, Brazil

<sup>4</sup>Autor para correspondência: Paulo José Pyles Cicchi, e-mail: paulocicchi@yahoo.com.br

### Abstract

Cicchi, P.J.P.; De Sena, M.A. Peccinini-Seale, D.M. and Duarte, M.R. **Snakes from coastal islands of State of São Paulo, Southeastern Brazil.** *Biota Neotrop.* May/Aug 2007 vol. 7, no. 2. <http://www.biotaneotropica.org.br/v7n2/pt/abstract?inventory+bn03907012007>. ISSN 1676-0603.

There are relatively few studies on snake fauna from coastal islands of the State of São Paulo (SSP), Southeastern Brazil and the number of species housed in Brazilian institutional zoological collections is relatively limited. In Brazil, for the first time, a snake inventory for eighteen islands of coastal SSP is presented. Here we record data from sampling on eleven islands as well information on vouchered species in the main herpetological collections. Thirty-six species from four families: one Boidae, thirty Colubridae, one Elapidae and four Viperidae from eighteen islands are listed as well as the thirteen new island records for snakes. Relative abundance categories were used for species rarity: common, infrequent and rare; 44.4% of the snakes with voucher specimens were considered rare. The most common species in twelve of the eighteen islands was *Micrurus corallinus*; in eleven of the eighteen islands were *Bothrops jararaca* and *Liophis miliaris*; in ten of the eighteen islands were *B. jararacussu* and *Chironius bicarinatus*. The most common snake species on coastal islands were *Micrurus corallinus* which was found in twelve of the eighteen islands, followed by *Bothrops jararaca* and *Liophis miliaris* found on eleven of the eighteen islands and *B. jararacussu* and *Chironius bicarinatus* which were found in ten of the eighteen islands studied. There are seven new records of snake species for Cardoso Island (25° 05' S and 047° 59' W): *C. bicarinatus*, *C. multiventris*, *Dipsas petersi*, *Echinarthera bilineata*, *E. cephalostriata*, *Helicops carinicaudus* and *Xenodon newwiedii*; three new records for Comprida Island (24° 54' S and 47° 48' W): *B. jararacussu*, *C. bicarinatus* and *H. carinicaudus*; one for Anchieta Island (23° 32' S and 045° 03' W): *Spilotes pullatus*; one for Couves Island (23° 25' S and 44° 52' W): *L. miliaris*; one for Porcos Island (23° 23' S and 44° 54' W), *B. jararaca*. The endemic species *B. alcatraz* from Alcatrazes Island and *B. insularis* from Queimada Grande Island are considered endangered species by IUCN. Snake fauna on Monte de Trigo Island are extinct. The fragility of insular snake fauna needs more attention for environmental conservation, since 52.0% of snake species preys on amphibians, highlighting the importance of forest conservation.

**Keywords:** snakes, coastal islands, inventory, conservation, diversity.

### Resumo

Cicchi, P.J.P.; De Sena, M.A. Peccinini-Seale, D.M. and Duarte, M.R. **Serpentes das ilhas costeiras do Estado de São Paulo, Sudeste do Brasil.** *Biota Neotrop.* May/Aug 2007 vol. 7, no. 2. <http://www.biotaneotropica.org.br/v7n2/pt/abstract?inventory+bn03907012007>. ISSN 1676-0603.

Há poucos estudos sobre a fauna de serpentes em ilhas costeiras do Estado de São Paulo, Sudeste do Brasil e um baixo número de espécies depositadas em coleções zoológicas. No Brasil, pela primeira vez, foi realizado um inventário em 18 ilhas do litoral paulista a partir de pesquisa de registros nas coleções herpetológicas do Sudeste do Brasil. Também foram realizadas coletas de campo em onze ilhas. Trinta e seis espécies de quatro famílias foram registradas: uma espécie de Boidae, trinta de Colubridae, uma de Elapidae e quatro de Viperidae. Os dados de campo apresentaram treze ocorrências novas de espécies sem registro nas coleções. Para estimar a raridade das espécies utilizaram-se categorias de abundância relativa: comum, não-freqüente e rara. Das espécies amostradas, 44,4% foram consideradas raras. As espécies mais comuns foram *Micrurus corallinus*, presente em doze ilhas; *Bothrops jararaca* e *Liophis miliaris*, presentes em onze ilhas, *B. jararacussu* e *Chironius bicarinatus*, presentes em 10 ilhas. Foram efetuados sete novos registros para a Ilha do Cardoso (25° 05' S e 47° 59' W): *C. bicarinatus*, *C. multiventris*, *Dipsas petersi*, *Echinarthera bilineata*, *E. cephalostriata*, *Helicops carinicaudus* e *Xenodon newwiedii*; três para Ilha Comprida (24° 54' S e 47° 48' W): *B. jararacussu*, *C. bicarinatus* e *H. carinicaudus*; um para Ilha Anchieta (23° 32' S e 45° 03' W): *Spilotes pullatus*; um para a Ilha das Couves (23° 25' S e 44° 52' W): *L. miliaris*; um para a Ilha dos Porcos (23° 23' S e 44° 54' W): *B. jararaca*. *B. alcatraz* e *B. insularis*, endêmicos à Ilha de Alcatrazes e à Ilha da Queimada Grande, respectivamente, são considerados criticamente em perigo

segundo IUCN. Foi registrada a extinção da fauna de serpentes na Ilha Monte de Trigo. Os ecossistemas insulares, mais vulneráveis que os continentais, carecem de uma proteção mais efetiva. A maioria destas espécies (cerca de 52%) preda anfíbios, reforçando a necessidade de conservação das florestas.

**Palavras-chave:** serpentes, ilhas, inventário, diversidade, conservação.

## Introduction

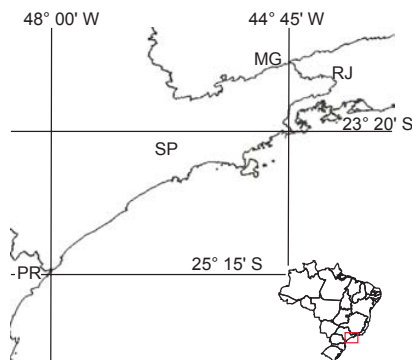
Studies on island herpetological fauna are relevant since there is a significant human impact on these threatened environments, mainly by mismanagement of natural resources and predatory tourism. Few islands are unaltered by human action, and often anthropogenic alterations have taken place on a scale even greater than in most continental systems (Vitousek et al. 1995).

The coastal area of the State of São Paulo (SSP), southeastern Brazil, encompasses 106 islands isolated from the mainland by distances which vary from a few meters up to 38 km (Ângelo 1989), with a wide range of anthropogenic alterations.

As commented by Ângelo (1989), less than 10% of the insular environment in SSP has some official environmental protection. In fact, the relatively low representation of island species in the lists of threatened and endangered species around the world is emblematic (Vitousek et al. 1995). In Brazil, snake inventories on this set of coastal islands has still not been addressed, except for some studies made on a relatively small number of coastal islands of SSP (Ihering 1897; Amaral 1921; Luederwaldt 1923; Hoge 1950; Mertens 1955; Hoge et al. 1959; Müller 1968; Vanzolini 1973; Duarte et al. 1995; Marques et al. 2002; Centeno 2003; Cicchi 2004) which addressed specific biological aspects rather than snake inventories. As in Rodrigues (2005), except for the Crocodylia, the richness of the Brazilian reptile fauna is still underestimated because of insufficient inventories and too few taxonomists. The study of these insular faunas, comparing the fauna among themselves and with those from the adjacent mainland must, therefore, afford insight into several evolutionary mechanisms that have determined the formation of complex tropical biota (Vanzolini 1973). This study presents a first general approach for snakes living on coastal islands of Sao Paulo, based on fieldwork on nine different islands of SSP in Brazil and the lists of vouchered specimens of snake species from eighteen islands in the main herpetological collections of Brazilian Institutions. The fragility of insular snake fauna needs more attention for environmental conservation.

## Material and Methods

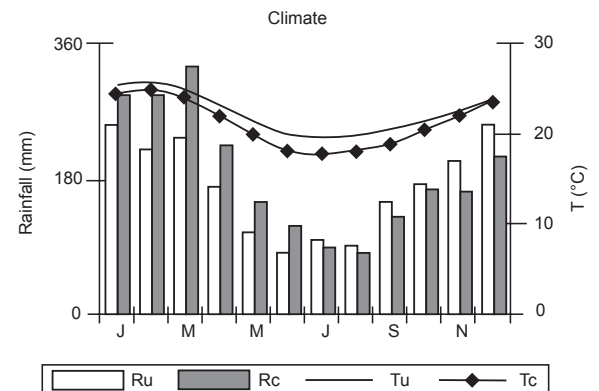
Our inventory of the snakes inhabiting coastal islands of the SSP (between the latitudes 23° 20' S to 25° 15' and longitudes 44° 45' W to 48° 00', Figure 1; Climatic data Figure 2) was based on literature,



**Figure 1.** Map of Study Area. Coast of the State of São Paulo, Brazil.

**Figura 1.** Mapa da área de estudo. Costa do Estado de São Paulo, Brasil.

on field inventory on some coastal islands and on recorded specimens in the following institutional collections: Coleção Herpetológica “Alphonse Richard Hoge”, Instituto Butantan, São Paulo, Brazil (IBSP); Museu de Zoologia da Universidade de São Paulo (MZUSP), Museu de História Natural “Prof. Dr. Adão José Cardoso” da Universidade Estadual de Campinas, SP, Brazil (ZUEC), Museu Nacional, Rio de Janeiro, RJ, Brazil (MNRJ) (Appendix 1). Fieldwork was conducted between 2000 and 2005 by opportunistic visual search on the following islands: Alcatrazes, Anchieta, Bom Abrigo, Buzios, Cananéia, Cardoso, Comprida, Couves, Queimada Grande, São Sebastião and Vitória (Figures 3-9). Snake specimens were also donated by



**Figure 2.** The graph presents monthly average rainfall and temperature (1980-1988) in extreme sites of the study area: north — Ubatuba and south — Cananéia. Ru: rainfall in Ubatuba, Rc: rainfall in Cananéia, Tu: temperature in Ubatuba, Tc: temperature in Cananéia. Modified from Marques et al. 2000.

**Figura 2.** O gráfico apresenta a média mensal de temperatura e precipitação (1980-1988) em locais extremos da área de estudo: norte – Ubatuba e Sul – Cananéia. Ru: precipitação em Ubatuba, Rc: precipitação em Cananéia, Tu: temperatura em Ubatuba, Tc: temperatura em Cananéia. Modificado de Marques et al. 2000.



**Figure 3.** Armação da Baleia, Bom Abrigo Island. Photo: Marcelo R. Duarte.

**Figura 3.** Armação da Baleia, Ilha do Bom Abrigo. Foto: Marcelo R. Duarte.

island inhabitants. Relative abundance categories (RAC) were used for species rarity: **Common**: occurrence on more than five islands; **Infrequent**: occurrence on four distinct islands and **Rare**: occurrence on three or less islands. The RAC for snake species were compared with data from the SSP Atlantic Forest mainland available in the literature. Supplementary information on species occurrence on the islands was provided by experienced herpetologists.

## Results

With the combined information obtained in the literature, specimens housed in Institutional collections and from field collections by the authors of the present study, a total of 36 species was recorded for the eighteen studied islands: one Boidae, 30 Colubridae, one Elapidae and four Viperidae (Table 1, Figures 10-40 and Appendix 1). An aster-



**Figure 4.** Erosion, Bom Abrigo Island. Photo: Marcelo R. Duarte.

**Figura 4.** Erosão. Ilha do Bom Abrigo. Foto: Marcelo R. Duarte.



**Figure 5.** Alcatrazes Island. Photo: Marcelo R. Duarte.

**Figura 5.** Ilha de Alcatrazes. Foto: Marcelo R. Duarte.



**Figure 6.** Cardoso Island. Photo: Marcelo R. Duarte.

**Figura 6.** Ilha do Cardoso. Foto: Marcelo R. Duarte.



**Figure 7.** Búzios Island. Photo: Marcelo R. Duarte.

**Figura 7.** Ilha de Búzios. Foto: Marcelo R. Duarte.



**Figure 8.** Vitória Island. Photo: Marcelo R. Duarte.

**Figura 8.** Ilha de Vitória. Foto: Marcelo R. Duarte.



**Figure 9.** Queimada Grande Island. Photo: Marcelo R. Duarte.

**Figura 9.** Ilha da Queimada Grande. Foto: Marcelo R. Duarte.

isk marks each one of the 13 new records of snakes. There are seven new records of snake species for Cardoso Island (25° 05' S and 47° 59' W): *C. bicarinatus*, *C. multiventris*, *Dipsas petersi*, *Echinanthera bilineata*, *E. cephalostriata*, *Helicops carinicaudus* and *Xenodon newwiedii*; three new records for Comprida Island (24° 54' S and 47° 48' W): *B. jararacussu*, *C. bicarinatus* and *H. carinicaudus*; one for Anchieta Island (23° 32' S and 45° 03' W): *Spilotes pullatus*; one for

Couves Island (23° 25' S and 44° 52' W): *L. miliaris*; one for Porcos Island (23° 23' S and 44° 54' W), *B. jararaca*.

Data on the area of the islands of the SSP having voucher snake species in institutional herpetological collections or in the literature, distance of the island from the mainland, threats and category of use are shown in Table 2. Comparative studies on island areas and the number of snake species (Figure 41) showed a strong positive

**Table 1.** Thirty-six species of snakes from 18 islands from SSP (23° 20' S to 25° 15' and 44° 45' W to 48° 00') with an asterisk representing a new island record. Species with an asterisk representing a new island record. Figures 3-9, some islands visited; Figures 11-41, some species collected.

**Tabela 1.** Trinta e seis espécies de serpentes em 18 ilhas no SSP (23° 20' S até 25° 15' e 44° 45' W até 48° 00'). Espécies com asterisco representam novo registro para a ilha. Figuras 3-9, algumas ilhas visitadas; Figuras 11-41, algumas espécies coletadas.

Species/Islands	Alcatrazes	Anchieta	Barnabé	Bom Abrigo	Búzios	Cananéia	Cardoso	Comprida	Couves
<b>Boidae</b>									
<i>Corallus hortulanus</i>									
<b>Colubridae</b>									
<i>Chironius bicarinatus</i>		+			+	+	+*	+*	
<i>C. exoletus</i>						+	+	+	
<i>C. fuscus</i>							+		
<i>C. laevicollis</i>							+	+	
<i>C. multiventris</i>						+	+*		
<i>Clelia plumbea</i>							+		
<i>Dipsas albifrons</i>	+								
<i>D. alternans</i>									
<i>D. petersi</i>							+*		
<i>D. neivai</i>						+			
<i>Echinanthera bilineata</i>							+*		
<i>E. cephalostriata</i>							+*		
<i>E. melanostigma</i>									
<i>E. undulata</i>									+
<i>Erythrolamprus aesculapii</i>			+			+			
<i>Helicops carinicaudus</i>						+	+*	+*	
<i>Imantodes cenchoa</i>							+		
<i>Liophis miliaris</i>		+		+		+	+	+	+*
<i>L. poecilogyrus</i>							+		
<i>Oxyrhopus clathratus</i>						+	+		
<i>Sibynomorphus newwiedii</i>						+	+		
<i>Siphlophis pulcher</i>	+				+	+			
<i>Sordellina punctata</i>								+	
<i>Spilotes pullatus</i>			+*			+	+	+	
<i>Thamnodynastes cf. nattereri</i>								+	
<i>Tomodon dorsatus</i>						+	+		
<i>Tropidodryas serra</i>							+		
<i>T. striaticeps</i>							+		
<i>Xenodon newwiedii</i>						+	+*		
<i>Waglerophis merremii</i>									
<b>Elapidae</b>									
<i>Micrurus corallinus</i>	+	+	+		+	+	+	+	
<b>Viperidae</b>									
<i>Bothrops alcatraz</i>	+								
<i>B. insularis</i>									
<i>B. jararaca</i>			+		+	+	+	+	
<i>B. jararacussu</i>			+	+		+	+	+*	

correlation, ( $r = 0.72$ ;  $p = 0.007$ ;  $n = 18$ ). Data on distances from the continent and snake species richness (Figure 42) showed a negative correlation, ( $r = -0.39$ ;  $p = 0.1$ ;  $n = 18$ ).

From the total of snake species with voucher specimens deposited in institutional collections, 44.4% were considered rare, 25.0%

were considered infrequent and 30.6% were considered common. The fragility of insular snake fauna needs greater attention for environmental conservation, since 52.0% of snake species preys on amphibians, highlighting the importance of forest conservation. (Table 3). Frequency of snake species in the SSP islands is shown in

Table 1. Continued...

Species/Islands	Mar Virado	Monte de Trigo <sup>1</sup>	Porchat <sup>2</sup>	Porcos	Queimada Grande	Santo Amaro	São Sebastião	São Vicente	Vitória
<b>Boidae</b>									
<i>Corallus hortulanus</i>						+			
<b>Colubridae</b>									
<i>Chironius bicarinatus</i>	+		+			+	+	+	
<i>C. exoletus</i>	+		+			+		+	
<i>C. fuscus</i>			+			+		+	
<i>C. laevicollis</i>							+	+	
<i>C. multiventris</i>						+	+	+	
<i>Clelia plumbea</i>							+	+	
<i>Dipsas albifrons</i>					+		+		
<i>D. alternans</i>							+		
<i>D. petersi</i>						+	+	+	
<i>D. neivai</i>							+		
<i>Echianthera bilineata</i>									
<i>E. cephalostriata</i>						+	+	+	
<i>E. melanostigma</i>						+		+	
<i>E. undulata</i>								+	
<i>Erythrolamprus aesculapii</i>							+	+	
<i>Helicops carinicaudus</i>			+			+		+	
<i>Imantodes cenchoa</i>									
<i>Liophis miliaris</i>			+			+	+	+	+
<i>L. poecilogyrus</i>						+		+	
<i>Oxyrhopus clathratus</i>							+	+	
<i>Sibynomorphus newiedi</i>						+	+	+	
<i>Siphlophis pulcher</i>						+	+	+	
<i>Sordellina punctata</i>									
<i>Spilotes pullatus</i>			+			+	+	+	
<i>Thamnodynastes cf. nattereri</i>							+		
<i>Tomodon dorsatus</i>			+					+	
<i>Tropidodryas serra</i>						+			
<i>T. striaticeps</i>						+			
<i>Xenodon newiedi</i>						+	+		
<i>Waglerophis merremii</i>						+			
<b>Elapidae</b>									
<i>Micrurus corallinus</i>			+			+	+	+	+
<b>Viperidae</b>									
<i>Bothrops alcatraz</i>	+								
<i>B. insularis</i>					+				
<i>B. jararaca</i>			+	+		+	+	+	+
<i>B. jararacussu</i>			+			+	+	+	+

<sup>1</sup>Snake population of Monte de Trigo Island extirpated by locals (MFD Furtado, pers. communication); and <sup>2</sup>Presumed Porchat Island (*error*; originally vouchered Paramapuã Island, name of the continental beach beside Porchat Island).

<sup>1</sup>População de serpentes da Ilha do Monte de Trigo dizimada pela população humana local. (MFD Furtado, com. pess.); e <sup>2</sup>Suposta Ilha Porchat (*erro*: originalmente tombada como Ilha de Paramapuã, nome dado a uma praia continental próxima a Ilha Porchat).



**Figure 10.** *Corallus hortulanus*, Family Boidae. Photo: Marcelo R. Duarte.

**Figura 10.** *Corallus hortulanus*, Família Boidae. Foto: Marcelo R. Duarte.



**Figure 14.** *Chironius multiventris*, Family Colubridae. Photo: Marcelo R. Duarte.

**Figura 14.** *Chironius multiventris*, Família Colubridae. Foto: Marcelo R. Duarte.



**Figure 18.** *Echiananthera bilineata*, Family Colubridae. Photo: Marcelo R. Duarte.

**Figura 18.** *Echiananthera bilineata*, Família Colubridae. Foto: Marcelo R. Duarte.



**Figure 11.** *Chironius bicarinatus*, Family Colubridae. Photo: Marcelo R. Duarte.

**Figura 11.** *Chironius bicarinatus*, Família Colubridae. Foto: Marcelo R. Duarte.



**Figure 15.** *Dipsas albifrons*, Family Colubridae. Photo: Marcelo R. Duarte.

**Figura 15.** *Dipsas albifrons*, Família Colubridae. Foto: Marcelo R. Duarte.



**Figure 19.** *Echiananthera cephalostriata*, Family Colubridae. Photo: Ricardo J. Sawaya.

**Figura 19.** *Echiananthera cephalostriata*, Família Colubridae. Foto: Ricardo J. Sawaya.



**Figure 12.** *Chironius fuscus*, Family Colubridae. Photo: Antônio Bordignon.

**Figura 12.** *Chironius fuscus*, Família Colubridae. Foto: Antônio Bordignon.



**Figure 16.** *Dipsas neivai*, Family Colubridae. Photo: Antônio Bordignon.

**Figura 16.** *Dipsas neivai*, Família Colubridae. Foto: Antônio Bordignon.



**Figure 20.** *Echiananthera undulata*, Family Colubridae. Photo: Marcelo R. Duarte.

**Figura 20.** *Echiananthera undulata*, Família Colubridae. Foto: Marcelo R. Duarte.




**Figure 13.** *Chironius laeivcollis*, Family Colubridae. Photo: Marcelo R. Duarte.

**Figura 13.** *Chironius laeivcollis*, Família Colubridae. Foto: Marcelo R. Duarte.



**Figure 17.** *Dipsas petersi*, Family Colubridae. Photo: Antônio Bordignon.

**Figura 17.** *Dipsas petersi*, Família Colubridae. Foto: Antônio Bordignon.



**Figure 21.** *Erythrolamprus aesculapii*, Family Colubridae. Photo: Marcelo R. Duarte.

**Figura 21.** *Erythrolamprus aesculapii*, Família Colubridae. Foto: Marcelo R. Duarte.



**Figure 22.** *Helicops carinicaudus*, Family Colubridae. Photo: Marcelo R. Duarte.

**Figura 22.** *Helicops carinicaudus*, Família Colubridae. Foto: Marcelo R. Duarte.



**Figure 26.** *Oxyrhopus clathratus*, Family Colubridae. Photo: Antônio Bordignon.

**Figura 26.** *Oxyrhopus clathratus*, Família Colubridae. Foto: Antônio Bordignon.



**Figure 30.** *Spilotes pullatus*, Family Colubridae. Photo: Marcelo R. Duarte.

**Figura 30.** *Spilotes pullatus*, Família Colubridae. Foto: Marcelo R. Duarte.



**Figure 23.** *Imantodes cenchoa*, Family Colubridae. Photo: Marcelo R. Duarte.

**Figura 23.** *Imantodes cenchoa*, Família Colubridae. Foto: Marcelo R. Duarte.



**Figure 27.** *Sibynomorphus newwiedi*, Family Colubridae. Photo: Antônio Bordignon.

**Figura 27.** *Sibynomorphus newwiedi*, Família Colubridae. Foto: Antônio Bordignon.



**Figure 31.** *Tomodon dorsatus*, Family Colubridae. Photo: Marcelo R. Duarte.

**Figura 31.** *Tomodon dorsatus*, Família Colubridae. Foto: Marcelo R. Duarte.



**Figure 24.** *Liophis miliaris*, Family Colubridae. Photo: Antônio Bordignon.

**Figura 24.** *Liophis miliaris*, Família Colubridae. Foto: Antônio Bordignon.




**Figure 28.** *Siphlophis pulcher*, Family Colubridae. Photo: Antônio Bordignon.

**Figura 28.** *Siphlophis pulcher*, Família Colubridae. Foto: Antônio Bordignon.



**Figure 32.** *Tropidodryas serra*, Family Colubridae. Photo: Marcelo R. Duarte.

**Figura 32.** *Tropidodryas serra*, Família Colubridae. Foto: Marcelo R. Duarte.



**Figure 25.** *Liophis poecilogyus*, Family Colubridae. Photo: Marcelo R. Duarte.

**Figura 25.** *Liophis poecilogyus*, Família Colubridae. Foto: Marcelo R. Duarte.



**Figure 29.** *Sordellina punctata*, Family Colubridae. Photo: Marcelo R. Duarte.

**Figura 29.** *Sordellina punctata*, Família Colubridae. Foto: Marcelo R. Duarte.



**Figure 33.** *Tropidodryas striaticeps*, Family Colubridae. Photo: Marcelo R. Duarte.

**Figura 33.** *Tropidodryas striaticeps*, Família Colubridae. Foto: Marcelo R. Duarte.





**Figure 34.** *Waglerophis merremii*, Family Colubridae. Photo: Marcelo R. Duarte.

**Figura 34.** *Waglerophis merremii*, Família Colubridae. Foto: Marcelo R. Duarte.



**Figure 38.** *Bothrops insularis*, Family Viperidae. Photo: Marcelo R. Duarte.

**Figura 38.** *Bothrops insularis*, Família Viperidae. Foto: Marcelo R. Duarte.



**Figure 35.** *Xenodon newiedii*, Family Colubridae. Photo: Antônio Bordignon.

**Figura 35.** *Xenodon newiedii*, Família Colubridae. Foto: Antônio Bordignon.



**Figure 39.** *Bothrops jararaca*, Family Viperidae. Photo: Antônio Bordignon.

**Figura 39.** *Bothrops jararaca*, Família Viperidae. Foto: Antônio Bordignon.



**Figure 36.** *Micrurus corallinus*, Family Elapidae. Photo: Antônio Bordignon.

**Figura 36.** *Micrurus corallinus*, Família Elapidae. Foto: Antônio Bordignon.



**Figure 40.** *Bothrops jararacussu*, Family Viperidae. Photo: Luís Coelho.

**Figura 40.** *Bothrops jararacussu*, Família Viperidae. Foto: Luís Coelho.



**Figure 37.** *Bothrops alcatraz*, Family Viperidae. Photo: Marcelo R. Duarte.

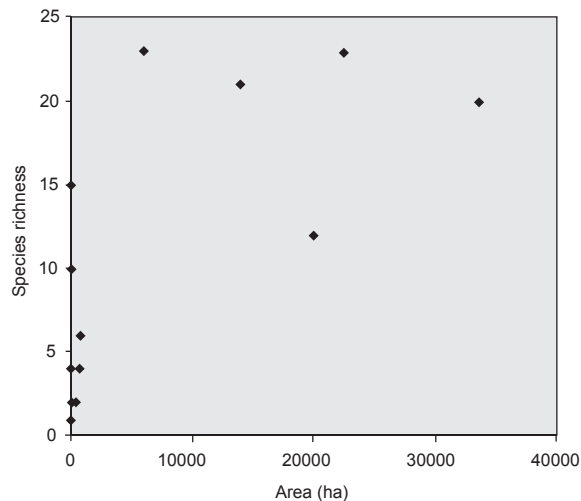
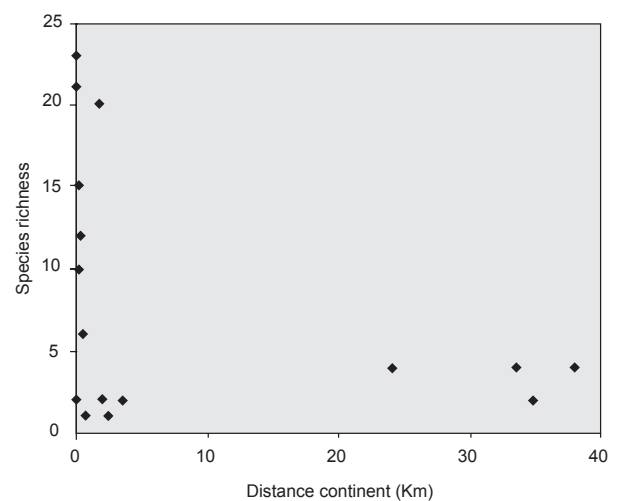
**Figura 37.** *Bothrops alcatraz*, Família Viperidae. Foto: Marcelo R. Duarte.

Figure 43. The most common species in twelve of the eighteen islands was *Micrurus corallinus*; in eleven of the eighteen islands *Bothrops jararaca* and *Liophis miliaris* were found; in ten of the eighteen *B. jararacussu* and *Chironius bicarinatus* were found.

Field trips, number of collection, and sampling effort are shown in Table 4. The islands which had a greater sampling effort were Queimada Grande Island (2,260 total hours/sampling effort), with the number of collectors in the crew varying from one to thirteen per trip; Anchieta Island (1,870 total hours/sampling effort), with one to nine collectors and Cardoso Island (1,516 total hours/sampling effort), with one to six collectors. There was a small positive correlation among sampling effort and the number of new records per island ( $r = 0.30$ ;  $p = 0.36$ ;  $n = 11$ ), (Figure 44).

**Table 2.** Area of the islands of the SSP with vouchered snakes in herpetological collections or in the literature, distance from mainland (km), threats and category of use.**Tabela 2.** Área das ilhas no SSP com as espécies de serpentes tombadas nas coleções herpetológicas ou na literatura, distância das ilhas ao continente (km), ameaças e categoria de uso.

Island (number of species)	Area (ha)	Distance from mainland (km)	Threats <sup>2</sup>	Category of use
Alcatrazes (n = 4)	135	33.40	D	Inhabited
Anchieta (n = 6)	828	0.49	E	State Park
Barnabé (n = 2)	173.4	0.01	∅	Wide
Bom Abrigo (n = 2)	154	3.55	A,B,C	Populated
Búzios (n = 4)	755	24.09	A,B,C	Populated
Cananéia (n = 15)	13.7	0.24	A,B,C,G	Wide
Cardoso (n = 23)	22,500	0.08	A,B,F	State Park
Comprida (n = 12)	20,000	0.31	A,B,C,G	Wide
Couves (North) (n = 1)	64.5	2.53	A,B,C	Populated
Mar Virado (n = 2)	119	2.00	B	Populated
Monte de Trigo (*)	130	10.20	∅	Populated
Porchat <sup>1</sup> (n = 10)	15	0.23	∅	Wide
Porcos (n = 1)	24.2	0.74	A,B	Populated
Queimada Grande (n = 2)	430	34.80	A	Inhabited
Santo Amaro (n = 21)	14,000	0.05	A,B,G	Wide
São Sebastião (n = 20)	33,600	1.76	A,B,E,G	State Park/Wide
São Vicente (n = 23)	6,000	0.12	∅	Wide
Vitória (n = 4)	221.3	37.97	A,B	Populated

<sup>1</sup>Presumed Porchat Island (*error*; originally voucher specimens recorded as from Paranapuã Island, name of the continental beach beside Porchat Island);<sup>2</sup>Threat categories: A) Deforestation & Fire B) Domestic animals C) Erosion D) Military target E) Wild exotic fauna introduced F) Indians harvest G) Urban expansion ∅) Extremely impacted; and \*Snake population of Monte de Trigo Island extirpated by locals (MFD Furtado, pers. communication).**Figure 41.** The graph shows a positive correlation between island areas and the number of species collected.**Figura 41.** O gráfico demonstra a correlação positiva entre a área das ilhas e o número de espécies coletadas.**Figure 42.** The graph shows a negative correlation between the distance island-mainland and the number of species.**Figura 42.** O gráfico demonstra a correlação negativa entre a distância ilha-continente e o número de espécies.

## Discussion

In fact, the SSP coast was one of the gateways to continental explorations since the beginning of the 15<sup>th</sup> century (Dean 1996). Deforestation and fire are commonplace on several islands both for

occupation and survival by local population, including natives (Olmos et al. 2004) or due to an economy based on tourism. An associated tenet for conservation on both the SSP and several Brazilian coastal islands was the dependence on the unchanging mind set of the owner whether favorable or unfavorable for conservation of the native veg-

**Table 3.** SSP Islands species, habitat, preys, and relative abundance categories.**Tabela 3.** Espécies das ilhas do SSP, habitats, presas e categorias de abundância relativa.

Species	Habitat	Preys*	Relative abundance (SSP Islands)	Relative abundance (SSP Shore)*
<b>Boidae</b>				
<i>Corallus hortulanus</i>	Arboreal	Rodents and birds	Rare	Rare
<b>Colubridae</b>				
<i>Chironius bicarinatus</i>	Arboreal	Amphibians	Common	Common
<i>C. exoletus</i>	Arboreal	Amphibians	Common	Common
<i>C. fuscus</i>	Arboreal	Amphibians	Infrequent	Common
<i>C. laevicollis</i>	Arboreal	Amphibians	Infrequent	Infrequent
<i>C. multiventris</i>	Arboreal	Amphibians	Common	Infrequent
<i>Clelia plumbea</i>	Terrestrial	Lizards & Snakes	Rare	Rare
<i>Dipsas albifrons</i>	Terr/Arb	Snails	Infrequent	Absent
<i>D. alternans</i>	Arboreal	Snails	Rare	Rare
<i>D. petersi</i>	Arboreal	Snails	Infrequent	Rare
<i>D. neivai</i>	Arboreal	Snails	Rare	Rare
<i>Echinanthera bilineata</i>	Terrestrial	Amphibians	Rare	Rare
<i>E. cephalostriata</i>	Terrestrial	Amphibians	Infrequent	Rare
<i>E. melanostigma</i>	Terrestrial	Amphibians	Rare	Rare
<i>E. undulata</i>	Terrestrial	Amphibians	Rare	Common
<i>Erythrolamprus aesculapii</i>	Terrestrial	Snakes	Infrequent	Common
<i>Helicops carinicaudus</i>	Aquatic	Amphibians & Fishes	Common	Common
<i>Imantodes cenchoa</i>	Arboreal	Lizards & Amphibians	Rare	Rare
<i>Liophis miliaris</i>	Aqua/Terr	Amphibians & Fishes	Common	Common
<i>L. poecilogyrus</i>	Terrestrial	Amphibians	Rare	Common
<i>Oxyrhopus clathratus</i>	Terrestrial	Rodents & Lizards	Infrequent	Common
<i>Sibynomorphus newwiedi</i>	Terrestrial	Snails	Common	Common
<i>Siphlophis pulcher</i>	Arboreal	Lizards & Snakes	Common	Rare
<i>Sordellina punctata</i>	Aqua/Terr	Earthworms	Rare	Rare
<i>Spilotes pullatus</i>	Arboreal	Rodents, Birds, Eggs, Bats	Common	Common
<i>Thamnodynastes cf. nattereri</i>	Terrestrial	Rodents & Amphibians?	Rare	Rare
<i>Tomodon dorsatus</i>	Terrestrial	Snails	Infrequent	Common
<i>Tropidodryas serra</i>	Arboreal	Rodents & Lizards	Rare	Infrequent
<i>T. striaticeps</i>	Arboreal	Rodents & Lizards	Rare	Infrequent
<i>Xenodon newwiedi</i>	Terrestrial	Amphibians	Infrequent	Common
<i>Waglerophis merremii</i>	Terrestrial	Amphibians	Rare	Rare
<b>Elapidae</b>				
<i>Micrurus corallinus</i>	Fossorial	Amphisbaenians & Snakes	Common	Common
<b>Viperidae</b>				
<i>Bothrops alcatraz</i>	Terrestrial	Centipedes & Amphibians	Rare/Endemic	Absent
<i>B. insularis</i>	Arboreal	Birds & Amphibians	Rare/Endemic	Absent
<i>B. jararaca</i>	Terrestrial	Rodents	Common	Common
<i>B. jararacussu</i>	Terrestrial	Rodents & Amphibians?	Common	Common

Marques et al., 2001; Marques & Sazima, 2003.

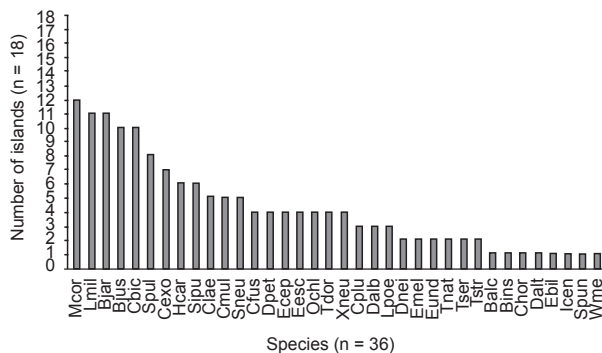
etation. Probably the only exception is where snake fauna extinction is definitive (e.g., Monte de Trigo Island) and where several wild carnivore predators were deliberately introduced and probably caused extinction of some representative species (e.g., Anchieta Island).

Studies of global extinctions of reptiles during the last 10,000 years demonstrate two clear patterns: the majority of extinctions occurred on islands and usually are associated with anthropic

disturbances (Case et al. 1992). Whittaker (1998) presents four main problems resulting in island species being threatened by human action. The first is direct predation which in Table 2 corresponds to threat category F and G. The second threat is the introduction of non-native species; categories B and D. The third is contact with new diseases and parasites of exotic species (for example, the gekkonid lizard *Hemidactylus mabouia*) which is widely distributed along the

**Table 4.** Sample effort.**Tabela 4.** Esforço amostral.

Islands	Trips	Work Group	Days in field	Total hours in the field
Alcatrazes	1	4 people	4	36
Anchieta	12	1-9 people	62	1877
Bom Abrigo	5	1-4 people	9	104
Búzios	2	4-5 people	5	146
Cananéia	30	3-6 people	39	1386
Cardoso	15	1-6 people	110	1516
Comprida	27	3-6 people	27	768
Couves	1	5 people	4	40
Ilhabela	2	3-6 people	7	386
Queimada Grande	29	3-13 people	50	2260
Vitória	1	5 people	1	20



**Figure 43.** Frequency of 36 snakes species on the eighteen islands of the state of São Paulo. *Mcor* = *Micrurus corallinus*; *Lmil* = *Liophis miliaris*; *Bjar* = *Bothrops jararaca*; *Bjus* = *Bothrops jararacussu*; *Chic* = *Chironius bicarinatus*; *Spul* = *Spilotes pullatus*; *Cexo* = *Chironius exoletus*; *Hcar* = *Helicops carinicaudus*; *Sipu* = *Siphlophs pulcher*; *Clae* = *Chironius laeviscollis*; *Cmul* = *Chironius multiventris*; *Sneu* = *Sibynomorphus neuwiedii*; *Cfus* = *Chironius fuscus*; *Dpet* = *Dipsas petersi*; *Ecep* = *Echinanthera cephalostriata*; *Eesc* = *Erythrolamprus aesculapii*; *Ochl* = *Oxyrhopus clathratus*; *Tdor* = *Tomodon dorsatus*; *Xneu* = *Xenodon neuwiedii*; *Cplu* = *Clelia plumbea*; *Dalb* = *Dipsas albifrons*; *Lpoe* = *Liophis poecilogyrus*; *Dnei* = *Dipsas neivai*; *Emel* = *Echinanthera melanostigma*; *Eund* = *Echinanthera undulata*; *Tnat* = *Thamnodynastes cf. nattereri*; *Tser* = *Tropidodryas serra*; *Tstr* = *Tropidodryas striaticeps*; *Balc* = *Bothrops alcatraz*; *Bins* = *Bothrops insularis*; *Chor* = *Corallus hortulanus*; *Dalt* = *Dipsas alternans*; *Ebil* = *Echinanthera bilineata*; *Icen* = *Imantodes cenchoa*; *Spun* = *Sordellina punctata*; *Wme* = *Waglerophis merremii*.

**Figura 43.** Frequência das 36 espécies nas 18 ilhas no Estado de São Paulo. *Mcor* = *Micrurus corallinus*; *Lmil* = *Liophis miliaris*; *Bjar* = *Bothrops jararaca*; *Bjus* = *Bothrops jararacussu*; *Chic* = *Chironius bicarinatus*; *Spul* = *Spilotes pullatus*; *Cexo* = *Chironius exoletus*; *Hcar* = *Helicops carinicaudus*; *Sipu* = *Siphlophs pulcher*; *Clae* = *Chironius laeviscollis*; *Cmul* = *Chironius multiventris*; *Sneu* = *Sibynomorphus neuwiedii*; *Cfus* = *Chironius fuscus*; *Dpet* = *Dipsas petersi*; *Ecep* = *Echinanthera cephalostriata*; *Eesc* = *Erythrolamprus aesculapii*; *Ochl* = *Oxyrhopus clathratus*; *Tdor* = *Tomodon dorsatus*; *Xneu* = *Xenodon neuwiedii*; *Cplu* = *Clélia plumbea*; *Dalb* = *Dipsas albifrons*; *Lpoe* = *Liophis poecilogyrus*; *Dnei* = *Dipsas neivai*; *Emel* = *Echinanthera melanostigma*; *Eund* = *Echinanthera undulata*; *Tnat* = *Thamnodynastes cf. nattereri*; *Tser* = *Tropidodryas serra*; *Tstr* = *Tropidodryas striaticeps*; *Balc* = *Bothrops alcatraz*; *Bins* = *Bothrops insularis*; *Chor* = *Corallus hortulanus*; *Dalt* = *Dipsas alternans*; *Ebil* = *Echinanthera bilineata*; *Icen* = *Imantodes cenchoa*; *Spun* = *Sordellina punctata*; *Wme* = *Waglerophis merremii*.

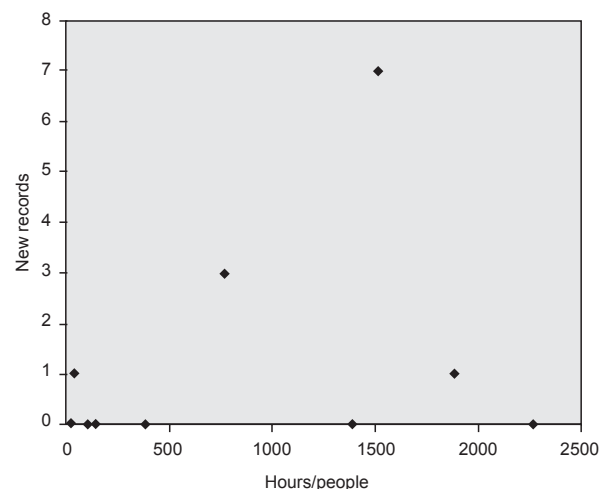
coast and is a host for some protozoarians (Lainson & Paperna 1999), helminths (Anjos et al. 2005) and mites (Rivera et al. 2003) (category E). There are cases of parasite transport from reptiles to the islands (Goldberg & Bursey 2000; Rocha & Vrcibradic 2003). And finally there is the loss or degradation of habitat corresponding to categories A, C, D of Table 2. Corke (1987) documented the local extinction of *Clelia clelia* and *Liophis ornatus* in the Lesser Antilles.

As expected from the classical theory of island biogeography (MacArthur & Wilson 1967), coastal islands of São Paulo State with a larger area tend to have a larger number of species. However, the data showed that the number of snake species decreased significantly with the distance of the island from mainland.

Thirteen species of snakes given as new records were sampled during the exiguous period, eventhough the capture effort has not been homogeneous for eleven of the field surveyed islands. Many other snake species are likely to exist and our findings should be considered preliminary, since during the brief fieldwork period we vouchered a specimen of *Bothrops jararacussu* from Bom Abrigo Island in the IBSP collection forty three years after the last specimen was recorded. Five of the six more common species of the eighteen islands had a wide range of distribution on the continent also. At the present time two insular species are endemic and threatened, *Bothrops alcatraz* (Marques et al. 2002) and *Bothrops insularis* (Duarte et al. 1995).

An interesting disjunct distribution occurs for *Dipsas albifrons* which is present on Alcatrazes, São Sebastião and Queimada Grande Island. The known distribution of *D. albifrons* includes a large gap along most of the continental portion of the State of São Paulo. Considering that São Paulo State has one of the largest populations in Brazil and that the Instituto Butantan has been receiving constant from São Paulo for more than a hundred years, it is likely that the disjunct distribution is not an artifact of poor sampling (Passos et al. 2005). Porto & Fernandes (1996) found the same pattern for *Dipsas neivai*, and suggested that natural events that caused regional extinctions, were caused by transgression of the sea level in the Quaternary (cf. Müller 1969; Vanzolini 1973).

Similarly, two voucher specimens of *Waglerophis merremii* were recorded in two different herpetological collections (IBSP and



**Figure 44.** Positive correlation between total sampling effort, hours of fieldwork, and the number of the new records of species.

**Figura 44.** correlação positiva entre esforço amostral total, horas de trabalho de campo e número de novos registros de espécies.

MZUSP) from Santo Amaro Island during the 1930's. This colubrid snake is typical of open areas, but cannot be found in this kind of landscape along the southeastern coast of Brazil. This is not the case for some open area species along the coast of Bahia State, northeastern Brazil that inhabits areas close to the seashore (*Crotalus durissus cascavella* from Itaparica Island), *Boa constrictor constrictor* (Argôlo 2004; MRDuarte, pers. observation) and *Waglerophis merremii*.

A single specimen of Boidae (*Corallus hortulanus*) was recorded for SSP islands. Conversely, *Corallus hortulanus* and *Boa constrictor* are species commonly found on Ilha Grande (Grande Island) in Rio de Janeiro State (Soares et al. 1987). Two voucher specimens of *Boa constrictor* from Santos (São Vicente Island) (IBSP 8.641 and 17.428) in 1934 and 1958 respectively, were excluded because they were collected in the neighborhood of the largest harbor of South America and passive transportation must be considered.

The integrity and preservation of SSP island herpetofauna is limited since, with few exceptions (e.g., Queimada Grande and Alcatrazes Islands), many of these island environments are under uncontrolled human occupation and few of them are under legal protection (see Table 2). A striking appeal for SSP island preservation is the fact that 52% of the voucher specimens of snake species inhabiting these islands preys on amphibians that are sensitive to environmental disturbance.

### Acknowledgments

We thank FAPESP (Fundação de Amparo a Pesquisa do Estado de São Paulo) Programa BIOTA (Proc. 99/08291-5); IBAMA-RAN, Proc. 02027.004018/01-26; Instituto Florestal, Proc. 40.128. Antonio Bordignon, Luís Coelho and Ricardo J. Sawaya for photographs. Hussam Zaher, MZUSP; Francisco Luis Franco, IBSP, for the access to herpetological collections and Lígia Pizzato, ZUEC, for the ZUEC research. People of Cananéia: family Pedro Cardoso; Roberto Cardoso; family Rafael Xavier; family Carlos Lacerda Nunes, Cláudio e Selmo Bernardo; people Ilha Comprida: South, Santino Cardoso, Sítio Trincadeira; "Parafba", do restaurante Morretinho; Juan Carlos Machado, "Rambo"; Glauco e Maurício do Boqueirão Norte. Directors of PEIA, Parque Estadual da Ilha Anchieta, and PEIC, Parque Estadual da Ilha do Cardoso, Viviane Buchianeri and Marcos Campolim respectively. Staff of PEIC, Romeu Mário Rodrigues, Ilso Neves, Nanqui, Sr. Roberto, Lair; IO-USP, Base Cananéia, for collaboration. Valmir Augusto from Instituto de Biociências da USP; Elaine Cardoso de Sá; Antonio Bordignon, Ricardo J. Sawaya, Eduardo Nakano, Luís Coelho, Paulo Sérgio Garrubo, Fernanda da Cruz Centeno and Herbert Serafim de Freitas for help with fieldwork. Wayne Seale, IF-USP, for help in english version. Communities of Itacuruçá, family Junior Neves and family João Cardoso, Community Foles, Gelson and Communities Cambriú, Marujá, Pontal do Leste, Enseada da Baleia from Ilha do Cardoso.

### References

- AMARAL, A. 1921. Contribuição para o conhecimento dos ophidios do Brasil. A Parte II. Biologia de uma nova espécie. Anexos das Memórias do Instituto Butantan, 1:39-44.
- ÂNGELO, S. 1989. Ilhas do litoral paulista. Série Documentos. Secretaria do Meio Ambiente – SMA, São Paulo.
- ANJOS, L.A.; ROCHA, C.F.D.; VRCIBRADIC, D. & VICENTE, J.J. 2005. Helminths of the exotic lizard *Hemidactylus mabouia* from a rock outcrop area in southeastern Brazil. *Journal of Helminthology*. 79:307-313.
- ARGÔLO, A.J.S. 2004. Serpentes dos cacauais do sudeste da Bahia. Ilhéus, Bahia. Editus, 260p.
- CASE, T. J., BOLGER, D. T. & RICHMAN, A., 1992. Reptilian Extinctions: The last ten thousand years. In: *Conservation Biology: the theory and practice of nature conservation, preservation, and management.* (P. L. Fiedler & S. K. Jain, eds.). Chapman & Hall, New York. p.91-125.
- CENTENO, F.C. 2003. Serpentes de Ilhabela: taxonomia, composição faunística e história natural. São Bernardo do Campo: UMESP. Unpublished monograph.
- CICHI, P.J.P. 2004. Composição faunística de serpentes das ilhas do litoral do Estado de São Paulo. São Bernardo do Campo: UMESP. Unpublished monograph.
- CORKE, D. 1987. Reptile Conservation on the Maria Islands (St Lucia, West Indies). *Biological Conservation*. 40:263-279.
- DEAN, W. 1996. A ferro e fogo: a história e a devastação da Mata Atlântica brasileira. São Paulo, Companhia das Letras. 484p.
- DUARTE M.R.; PUORTO, G. & FRANCO, F.L. 1995. A biological survey of the pitviper *Bothrops insularis* Amaral (Serpentes, Viperidae): an endemic and threatened offshore island snake of southeastern Brazil. *Studies on Neotropical Fauna and Environment*. 30(1):1-13.
- GOLDBERG, S. R. & BURSEY, C. R. 2000. Transport of helminths to Hawaii via the brown anole, *Anolis sagrei* (Polychrotidae). *J. Parasitol.* 86(4):750-755.
- HOGUE, A.R. 1950. Notas erpetológicas 7. Fauna erpetológica da Ilha de Queimada Grande. *Mem. Inst. Butantan*. 22:151-172.
- HOGUE, A.R., BELLUOMINI, H.E., SCHREIBER, G. & PENHA, A.M. 1959. Sexual abnormalities in *Bothrops insularis* (Amaral, 1921). *Mem. Inst. Butantan*. 29:17-88.
- HERING, H. von. 1897. A Ilha de São Sebastião. *Ver. Mus. Paul.* 2:129-171.
- LAINSON, R. & PAPERNA, I. 1999. Re-descriptions of *Isospora ameivae* Carini, 1932 in the Teiid Lizard *Ameiva ameiva* and *Isospora hemidactyli* Carini, 1936 in the Gecko *Hemidactylus mabouia*, with Particular Reference to their Endogenous Stages. *Mem Inst Oswaldo Cruz, Rio de Janeiro*. 94(4):459-466.
- LUEDERWALDT, H. 1923. A Ilha de Alcatrazes. *Rev. Mus. Paul.* 13:441-512.
- MAC ARTHUR, R. H. & WILSON, E. O. 1967. The theory of island biogeography. Princeton University Press. Princeton, New Jersey.
- MARQUES, O.A.V., ETEROVIC, A. & SAZIMA, I. 2001. Serpentes da Mata Atlântica: Guia ilustrado para a Serra do Mar. Ribeirão Preto: Holos. 184p.
- MARQUES, O.A.V., ETEROVIC, A. & ENDO, W. 2000. Seasonal activity of snakes in the Atlantic forest in southeastern Brazil. *Amphibia-Reptilia*, 22:103-111.
- MARQUES, O.A.V., MARTINS, M. & SAZIMA, I. 2002. A new insular species of pitviper from Brazil, with comments on evolutionary biology and conservation of the *Bothrops jararaca* group (Serpentes, Viperidae). *Herpetologica*. 58(3):303-312.
- MARQUES, O.A.V. & SAZIMA, I. 2004. História Natural dos Répteis da Estação Ecológica da Juréia-Itatins. In: *Estação Ecológica da Juréia-Itatins: ambiente físico, Flora e Fauna.* (Otávio AV Marques & Wânia Duleba, eds.). Ribeirão Preto: Holos Editora. p.257-277.
- MERTENS, R. 1955. Eine brasilianische Insel. I. Queimada Grande, die Insel der Giftschlangen. *Natur u. Volk*. 85(10):305-314.
- MÜLLER, P. 1968. Die Herpetofauna der Insel von São Sebastião (Brasilien). *Saarbrücken Zeitung, Verlag und Druckerei, Germany*.
- MÜLLER, P. 1969. Vertebratenfaunen brasilianischer Inseln als Indikatoren für glaziale und postglaziale vegetationsfluktuationen. *Zool. Anz., Suppl.* 33:97-107.
- OLMOS, F., SÃO BERNARDO, C.S. & GALETTI, M. 2004. O impacto dos Guarani sobre Unidades de Conservação em São Paulo. In: *Terras indígenas e unidades de conservação da natureza – O desafio das sobreposições.* (Ricardo Fanny, ed.), Editora Socioambiental.
- PASSOS, P., FERNANDES, R. & PORTO, M. 2005. Geographical variation and taxonomy of the snail-eating snake *Dipsos albifrons* (Sauvage, 1884), with comments on the systematic status of *Dipsos albifrons cavalleiroi* Hoge, 1950 (Serpentes: Colubridae: Dipsadinae). *Zootaxa*, 1013:19-34.

- PORTO, M. & FERNANDES, R. 1996. Variation and natural history of the snail-eating snake *Dipsas neivai* (Colubridae: Xenodontinae). *Journal of Herpetology*. 30(2):269-271.
- RIVERA, C.C., NEGRÓN, A. G., BERTRAND, M. & ACOSTA, J. 2003. *Hemidactylus mabouia* (Sauria: Gekkonidae), host of *Geckobia hemidactyli* (Actiniedida: Pterygosomatidae), throughout the Caribbean and South America. *Caribbean Journal of Science*. 39(3):321-326.
- ROCHA, C.F.D & VRCIBRADIC, D. 2003. Nematode assemblages of some insular and continental lizards hosts of the genus *Mabuya* Fitzinger (Reptilia, Scincidae) along Brazilian coast. *Rev. Bras. Zool.* 20(4):755-759.
- RODRIGUES, M.T. 2005. The conservation of Brazilian reptiles: Challenges for a Megadiverse Country. *Conservation Biology*. 19(3):659-664.
- SOARES, M.A., PORTO, M.A., RANGEL, S. & CARAMASCHI, U. 1987. Levantamento preliminar da herpetofauna da Ilha Grande (Angra dos Reis, RJ). XIV Congresso Brasileiro de Zoologia, Juiz de Fora, MG. p.256. Abstract 724.
- VANZOLINI, P.E. 1973. Distribution and differentiation of animals along the coast and in continental islands of the State of São Paulo, Brasil. I. Introduction to the area and problems. *Pap. Av. Zool.* 26(24):281-294.
- VIEITAS, C.F. 1995. Análise ambiental das ilhas da região de Ubatuba (SP) e proposta de manejo para a ilha do Mar Virado. Dissertação de Mestrado. Universidade de São Paulo, São Paulo.
- VITOUSEK, P.M., ADSERSEN, H. & LOOPE, L.L. 1995. I Introduction - Why focus on Islands? In: *Islands: biological diversity and ecosystem function*. pp. 1-4. (PM Vitousek, LL Loope & H Adersen., eds.) *Ecological Studies*, v.115. Berlin: Springer-Verlag.
- WHITTAKER, R. J., 1998. *Island Biogeography: Ecology, evolution, and conservation*. Oxford Univerd Press, New York.

## Appendix 1

### BOIDAE

*1. Corallus hortulanus* Santo Amaro Island **IBSP** 62926

### COLUBRIDAE

*Chironius bicarinatus*: Anchieta Island **IBSP** 16023. Búzios Island **IBSP** 56236, 56951. **MZUSP** 3941-44, 4831-75. Cananéia Island **IBSP** Field no. 2791. \*Cardoso Island **IBSP** Field no. 1873. \*Comprida Island **IBSP** 70529 **IBSP** Field no. 2740. Mar Virado Island (Vieitas, 1995). Porchat Island<sup>1</sup> **IBSP** 14265, 14435. Santo Amaro Island **IBSP** 22250, 68184. São Sebastião Island **IBSP** 56009, 58723. São Vicente Island **IBSP** 15850, 18761.

*Chironius exoletus*: Cananéia Island **IBSP** Field no. 0671. Cardoso Island **IBSP** 55876, 70748, 72186, 72187 **IBSP** Field no. 1873, 0095-96, 1247. Comprida Island **IBSP** 11472-73, 11479, 31887. Mar Virado Island (Vieitas, 1995). Porchat Island<sup>1</sup>. **IBSP** 14436, 14439, 14544-46. Santo Amaro Island **IBSP** 22386, 22392, 28106, 29519, 29542, 29691. **MZUSP** 5611. São Vicente Island **IBSP** 704, 13934-35, 18135, 22090-91, 22249, 22571, 37375, 57389, 58363, 70043.

*Chironius fuscus*: Cardoso Island **IBSP** 43488, 43626, 70749, 71393, 71711, 72188 **IBSP** Field no. 1873, 3693, 0098. Porchat Island<sup>1</sup> **IBSP** 14437-38. Santo Amaro Island **IBSP** 8285, 21488, 23977, 26309, 40870, 42456, 43632, 44125, 44334. **MZUSP** 3177. São Vicente Island **IBSP** 2588, 13932, 13936, 15481, 23847, 27990, 30960, 32671.

*Chironius laevicollis*: Cardoso Island **IBSP** 56135, 71001 **IBSP** Field no. 2454, 1247. **MZUSP** 8866. Comprida Island **IBSP** 11468-69, 55973. São Sebastião Island **IBSP** 54190, 57433. **ZUEC** 1061. São Vicente Island **IBSP** 63635.

*Chironius multiventris*: Cananéia Island **IBSP** Field no. 4458, 0671. \*Cardoso Island **IBSP** 71710, 71855, 72185, 72190 **IBSP** Field no. 3692, 0093-94. Santo Amaro Island **IBSP** 22042-43, 22106, 22387, 22571, 24326-28, 24590, 25349, 40870, 42707, 45115, 45913, 58409. São Sebastião Island **IBSP** 54190, 57096, 57353. **ZUEC** 1062. São Vicente Island **IBSP** 8069, 22089, 29085, 33459.

*Clelia plumbea*: Cardoso Island **IBSP** Field no. 955. São Sebastião Island **IBSP** 20420, 21696, 26977, 43981, 56932. São Vicente Island **IBSP** 21996, 22497, 29852.

*Dipsas albifrons*: Alcatrazes Island **IBSP** 13029, 62175. Queimada Grande Island **IBSP** 11488, 15808, 15809, 17151, 17213, 18426-27, 29727, 30088-90, 30092, 30094-95, 52670, 55723. São Sebastião Island **IBSP** 60345.

*Dipsas alternans*: São Sebastião Island **IBSP** 55951.

*Dipsas petersi*: \*Cardoso Island **IBSP** Field no. 3171. Santo Amaro Island **IBSP** 24165, 24478-80, 24636, 25934, 26040, 26091, 42458, 43999, 49231, 57302, 64909. São Sebastião Island **IBSP** 53647, 57090. São Vicente Island **IBSP** 9244, 10391, 13938-40, 25934, 41093, 55345, 55946-47.

*Dipsas neivai*: Cananéia Island **IBSP** 41999. São Sebastião Island **IBSP** 41027, 55877, 56628.

*Echinanthera bilineata*: \*Cardoso Island **IBSP** Field no. 1247.

*Echinanthera cephalostriata*: \*Cardoso Island **IBSP** Field no. 2103. Santo Amaro Island **IBSP** 22572, 44127. São Sebastião Island **IBSP** 56933, 57089. São Vicente Island **IBSP** 22251, 54814.

*Echinanthera melanostigma*: Santo Amaro Island **IBSP** 42336. São Vicente Island **IBSP** 22572.

*Echinanthera undulata*: Comprida Island **IBSP** 52204. São Vicente Island **IBSP** 56343.

*Erythrolamprus aesculapii*: Barnabé Island **IBSP** 28268. Cananéia Island **IBSP** Field no. 3367. São Sebastião Island **IBSP** 12902, 13584. São Vicente Island **IBSP** 22215, 28968, 30043.

*Helicops carinicaudus*: Cananéia Island **IBSP** Field no. 2726, 2021, 2531. \*Cardoso Island **IBSP** Field no. 3371. \*Comprida Island **IBSP** Field no. 0670. Porchat Island<sup>1</sup> **IBSP** 14267. Santo Amaro Island **IBSP** 43013, 45160, 63032, 67814, 68295. São Vicente Island **IBSP** 800, 14267, 22094, 30965, 32484-86, 34095, 66996, 68118, 68307.

*Imantodes cenchoa*: Cardoso Island **IBSP** Field no. 152.

*Liophis miliaris*: Anchieta Island **IBSP** 15818-21. Bom Abrigo Island 22723-24. Cananéia Island **IBSP** Field no. 0260, 0671, 1863, 1869, 2531, 2677, 2796, 3106. Cardoso Island **IBSP** 56129, 71020 **IBSP** Field no. 2454, 2521, 3171. **MZUSP** data missing. Comprida Island **IBSP** 11477-78, 71175, 71313 **IBSP** Field no. 2740, 3035, 3171. \*Couves Island (North coast) **IBSP** 70127. Porchat Island<sup>1</sup> **IBSP** 14263, 14337-40, 14422-34, 14548, 59220. Santo Amaro Island **IBSP** 18287, 20856, 23992, 28001, 30234, 67349, 68401. **MZUSP** data missing. São Sebastião Island **IBSP** 11611, 27541.

São Vicente Island **IBSP** 2607, 13933, 14263-64, 14337-40, 14422-35, 14548-49, 19723, 22072-73, 22076-78, 61395, 68306, 69189. **MZUSP** 4072; 4155-56, 4594-95, 4597, 4570-71, 788-9. Vitória Island **IBSP** 15822-26.

*Liophis poecilogyrus*: Cardoso Island **IBSP** Field no. 955. Santo Amaro Island **IBSP** 5304, 73190. São Vicente Island **IBSP** 7284. **MZUSP** 4596.

*Oxyrhopus clathratus*: Cananéia Island **IBSP** Field no. 3265, 1877. Cardoso Island **IBSP** 62463 **IBSP** Field no. 3171. São Sebastião Island **IBSP** 10064, 26877, 57724, 68430, 69919. São Vicente Island **IBSP** 5778.

*Sibynomorphus newwiedi*: Cananéia Island **IBSP** Field no. 2781, 4246, 4458, 0258, 2793, 2799. Cardoso Island **IBSP** 56134 **IBSP** Field no. 3371. Santo Amaro Island **IBSP** 18288, 22044, 70108. São Sebastião Island **IBSP** 31157, 56245, 56440, 55950, 67857, 69129. São Vicente Island **IBSP** 19029, 43235.

*Siphophis pulcher*: Alcatrazes Island **IBSP** 13030. Búzios Island **MZUSP** 3945-46. **ZUEC** 2226. Cananéia Island **IBSP** Field no. 2799. Santo Amaro Island **IBSP** 22398, 22465, 33119, 51902, 56637, 63235. São Sebastião Island **IBSP** 58492, 58621, 62854. São Vicente Island **IBSP** 10449, 13937, 41222, 45793.

*Sordellina punctata*: Comprida Island **IBSP** 40851.

*Spilotes pullatus*: \*Anchieta Island **IBSP** 74439, 74440. Cananéia Island **IBSP** Field no. 2025, 2041. Cardoso Island **IBSP** 29199 **IBSP** Field no. 1259, 1131, 2454, 3171, 0099. **MZUSP** 10254. Comprida Island **IBSP** 11470-71, 67752-53 **IBSP** Field no. 3266. Porchat Island<sup>1</sup> **IBSP** 14460-61. Santo Amaro Island **IBSP** 8492, 19660. São Sebastião Island **IBSP** 12237, 57535. São Vicente Island **IBSP** 13260, 13942, 13962-63, 14907, 15416, 15418, 30905.

*Thamnodynastes cf. nattereri*: Comprida Island **IBSP** 45873, 52203, 69182. São Sebastião Island **IBSP** 23677, 40921, 40926, 40927, 42945, 44776, 44778, 53736, 54215, 55118, 57092, 57494, 57725, 62020, 64084, 68482, 70741.

*Tomodon dorsatus*: Cananéia Island **IBSP** Field no. 0673. Cardoso Island **IBSP** Field no. 1143. Porchat Island<sup>1</sup> **IBSP** 14440-48. São Vicente Island **IBSP** 7892, 14342, 14460-61, 15686, 18425, 22095-96, 56208, 67558.

*Tropidodryas serra*: Cardoso Island **IBSP** 56209, 56521, 57423, 59463 **IBSP** Field no. 3171, 4228. **MZUSP** 10240. Santo Amaro Island **IBSP** 27126, 28226, 31943, 42240, 47052, 47103.

*Tropidodryas striaticeps*: Cardoso Island **IBSP** Field no. 3643. Santo Amaro Island **IBSP** 18650.

*Xenodon newwiedi*: Cananéia Island **IBSP** Field no. 0263, 0671. \*Cardoso Island **IBSP** Field no. 0699. Santo Amaro Island **IBSP** 68620. São Sebastião Island **MZUSP** 2607.

*Waglerophis merremii*: Santo Amaro Island **IBSP** 8644. **MZUSP** 3594.

## ELAPIDAE

*Micrurus corallinus*: Alcatrazes Island **IBSP** 62274-75. Anchieta Island **IBSP** 417-18, 2653. Barnabé Island **IBSP** 29684. Búzios Island **IBSP** 56223. **MZUSP** 3935-39. Cananéia Island **IBSP** Field no. 2454. Cardoso Island **IBSP** 70752 **IBSP** Field no. 1873, 1844. **MZUSP** 9970, 10239. Comprida Island **IBSP** 7184, 8468, 11476, 31891, 41697, 42212, 42302, 42306, 42352, 42602, 42608, 42688, 42891, 42987, 43010, 43266, 43769, 43936, 45879, 46250, 46317, 49256, 50498, 71151 **IBSP** Field no. 1691, 0250. **MZUSP** 8209, 12404. Porchat Island<sup>1</sup> **IBSP** 14268, 14464-65. Santo Amaro Island **IBSP** 21329, 24396, 31892, 41831, 42174, 45435, 46379, 46557, 49484, 51563. **MZUSP** 3539, 10499-500, 11591. São Sebastião Island **IBSP** 12219, 12455, 12789-90, 12811, 12901, 13589, 14221, 25044, 42568, 45307, 49722, 56309, 57404, 60871, 61106, 62825, 68481. São Vicente Island **IBSP** 11312, 14268, 14341, 14464-65, 14614, 15415, 22498, 22526, 23654, 23831, 24164, 29444, 30948, 30979, 32260, 32974, 37322, 40263, 40400, 42359, 42373, 42985, 44261, 45983, 47674, 50697, 53394, 53402, 55725, 62383, 62434, 68684. Vitória Island **MZUSP** 3947.

## VIPERIDAE

*Bothrops alcatraz* (Endemic): Alcatrazes Island **IBSP** 584-88, 13031-32, 13126, 13135, 13183, 16211-12, 56133, 55124, 55578-81, 55791, 57105, 57107, 62238, 62290, 62392. **MZUSP** 1453. **ZUEC** 2224-25.

*Bothrops insularis* (Endemic): Queimada Grande Island **IBSP** n > 500. **ZUEC** 1869-72.

*Bothrops jararaca*: Anchieta Island **IBSP** 417-18, 655. Búzios Island **IBSP** 13133, 26160-63, 56256, 56952, 57253. **MZUSP** 3862, 3934. **ZUEC** 2713. Cananéia Island **IBSP** Field no. 3698-99, 2016, 2054, 2799, 3366. Cardoso Island **IBSP** 56302, 56388, 57106, 57475 **IBSP** Field no. 1502, 2454, 3171, 3265. Comprida Island **IBSP** 11474. \*Porcos Island (Ricardo Janini Sawaya, personal communication). Porchat Island<sup>1</sup> **IBSP** 14450-59, 14562-64. Santo Amaro Island **IBSP** 55524, 55863-64, 57246, 64763, 69008. **MZUSP** 3583-84. São Sebastião Island **IBSP** n > 200. São Vicente Island **IBSP** 10459, 13922, 14262, 14450-59, 14562-64, 15840, 18722, 58322, 61373, 62316, 62765. Vitória Island **IBSP** 18866-82. **MZUSP** 3949-52, 5577-85.

*Bothrops jararacussu*: Anchieta Island **IBSP** 16307-09, 62833, 64672, 64917-18. Bom Abrigo Island **IBSP** 22720-22 **IBSP** Field no. 3370. Cananéia Island **IBSP** Field no. 0671, 0673, 2531, 2544, 2740, 3699. Cardoso Island **IBSP** 53807, 56210, 56429, 56472, 70750-51, 71225 **IBSP** Field no. 1259, 1845-46, 2017, 2031, 2788, 3371, 3908. \*Comprida Island **IBSP** Field no. 2723. Porchat Island<sup>1</sup> **IBSP** 14462-63. Santo Amaro Island **IBSP** 55536. São Sebastião Island **IBSP** 10547, 12092, 12238, 12239, 12521, 12788, 13235, 54205, 55573, 57603, 61366, 61715-16, 61943, 64457. São Vicente Island **IBSP** 2621-24, 13961, 14462-63, 15484, 15752, 22528, 23979, 52494, 52536, 52553, 63728. Vitória Island **IBSP** 18864-65.