

**Bibliography database of living/fossil sharks, rays and chimaeras
(Chondrichthyes: Elasmobranchii, Holocephali)**

Papers of the year 2019

published by


**Jürgen Pollerspöck, Benediktinerring 34, 94569 Stephansposching,
Germany**

and

Nicolas Straube, University Museum of Bergen, Norway

ISSN: 2195-6499

DOI:



copyright by the authors



Abstract: This paper contains a collection of 808 citations (no conference abstracts) on topics related to extant and extinct Chondrichthyes (sharks, rays, and chimaeras) as well as a list of Chondrichthyan species and hosted parasites newly described in 2019. The list is the result of regular queries in numerous journals, books and online publications. It provides a complete list of publication citations as well as a database report containing rearranged subsets of the list sorted by the keyword statistics, extant and extinct genera and species descriptions from the years 2000 to 2019, list of descriptions of extinct and extant species from 2019, parasitology, reproduction, distribution, diet, conservation, and taxonomy. The paper is intended to be consulted for information. In addition, we provide data information on the geographic and depth distribution of newly described species, i.e. the type specimens from the years 1990 to 2019 in a hot spot analysis. The subheader "biodiversity" comprising a complete list of all valid chimaeriform, selachian and batoid species, as well as a list of the top 20 most researched chondrichthyan species.

Please note that the content of this paper has been compiled to the best of our abilities based on current knowledge and practice, however, possible errors cannot entirely be excluded.

Citation:

Pollerspöck, J. & Straube, N. (2020), Bibliography database of living/fossil sharks, rays and chimaeras (Chondrichthyes: Elasmobranchii, Holocephali) - Papers of the year 2019 -, www.shark-references.com, World Wide Web electronic publication, Version 01/2020; ISSN: 2195-6499

© Edited by: Jürgen Pollerspöck, Benediktinerring 34, D-94569 Stephansposching, Germany and Nicolas Straube, University Museum of Bergen, Norway

Please support www.shark-references.com

- ❖ Please send us missing, not listed references!
- ❖ Please send us publications that are not incorporated so far (marked in red lettering)!

Table of Contents

Table of Contents	3
1. Extinct Chondrichthyes, Research Articles	5
2. Extant Chondrichthyes, Research Articles.....	13
3. Database Reports.....	64
3.1 Statistics	64
3.1.1 Newly described genera 2000 – 2019	64
3.1.2 Newly described species 2000 – 2019	66
3.1.3 Hot spots (types)	68
3.1.3.1 Hot spots (types): Summary.....	68
3.1.3.2 Hot spots (types): FAO areas - Map -	69
3.1.3.3 Hot spots (types): FAO areas - number of types/specimens/species/FAO area	70
3.1.3.4 Hot spots (types): FAO areas - number of types/FAO area.....	72
3.1.3.5 Hot spots (types): FAO areas - number of newly described species/FAO area.....	73
3.1.3.5 Hot spots (types): depth	74
3.2 Descriptions of extinct genera/species	77
3.2.1 List of new extinct genera.....	77
3.2.2 List of new extinct species	78
3.2.3 Papers of new extinct genera/species.....	80
3.3 Descriptions of extant genera/species	98
3.3.1 List of new extant genera	98
3.3.2 List of new extant species	98
3.3.3 Biodiversity.....	99
3.3.3.1 Complete list of taxonomically valid shark species.....	100
3.3.3.2 "Top 20" most studied shark species	122
3.3.3.3 Complete list of taxonomically valid ray and skate species	124
3.3.3.4 "Top 20" most studied ray and skate species	150
3.3.3.5 Complete list of taxonomically valid chimaeriform species.....	152
3.3.3.6 "Top 20" most studied chimaeriform species	155
3.3.4 Papers of new extant genera/species.....	157
3.4 Parasitology.....	164
3.4.1 Research Articles	164
3.4.2 Descriptions of new Parasites of Elasmobranchs (genera/species)	168
3.4.2.1 List of new Parasites of Elasmobranchs (genera)	168
3.4.2.2 List of new Parasites of Elasmobranchs (species)	168
3.4.3 Papers of new parasites genera/species.....	170
3.5 Distribution	183

3.6 Reproduction.....	193
3.7 Diet.....	197
3.8 Size.....	202
3.9 Taxonomy	206
3.10 Conservation	208
4. Index (Genera only)	216

1. Extinct Chondrichthyes, Research Articles

- ADNET, S. & MOUANA, M. & CHARRUAULT, A.-L. & ESSID, E.M. & AMMAR, H.K. & MARZOUGUI, W. & MERZERAUD, G. & TABUCE, R. & VIANEY-LIAUD, M. & MARIVAUX, L. (2019)** Teeth, fossil record and evolutionary history of the cowtail stingray *Pastinachus Rüppell, 1829*. *Historical Biology*, 31 (9): 1213-1222 <https://dx.doi.org/10.1080/08912963.2018.1431779>
- AMADORI, M. & AMALFITANO, J. & GIUSBERTI, L. & FORNACIARI, E. & LUCIANI, V. & CARNEVALE, G. & KRIWET, J. (2019)** First associated tooth set of a high-cusped *Ptychodus* (Chondrichthyes, Elasmobranchii) from the Upper Cretaceous of northeastern Italy, and resurrection of *Ptychodus altior* Agassiz, 1835. *Cretaceous Research*, 93: 330-345 <https://dx.doi.org/10.1016/j.cretres.2018.10.002>
- AMALFITANO, J. & GIUSBERTI, L. & FORNACIARI, E. & VECCHIA, F.M.D. & LUCIANI, V. & KRIWET, J. & CARNEVALE, G. (2019)** Large deadfalls of the 'ginsu' shark *Cretoxyrhina mantelli* (Agassiz, 1835) (Neoselachii, Lamniformes) from the Upper Cretaceous of northeastern Italy. *Cretaceous Research*, 98: 250-275 <https://dx.doi.org/10.1016/j.cretres.2019.02.003>
- BELL, P.R. & FANTI, F. & HART, L.J. & MILAN, L.A. & CRAVEN, S.J. & BROUGHAM, T. & SMITH, E. (2019)** Revised geology, age, and vertebrate diversity of the dinosaur-bearing Griman Creek Formation (Cenomanian), Lightning Ridge, New South Wales, Australia. *Palaeogeography Palaeoclimatology Palaeoecology*, 514: 655-671 <https://dx.doi.org/10.1016/j.palaeo.2018.11.020>
- BLANCO, A. (2019)** *Igdabatis marmii* sp. nov. (Myliobatiformes) from the lower Maastrichtian (Upper Cretaceous) of north-eastern Spain: an Ibero-Armorican origin for a Gondwanan batoid. *Journal of Systematic Palaeontology*, 17 (10): 865-879 <https://dx.doi.org/10.1080/14772019.2018.1472673>
- BOESSENECKER, R.W. & EHRET, D.J. & LONG, D.J. & CHURCHILL, M. & MARTIN, E. & BOESSENECKER, S.J. (2019)** The Early Pliocene extinction of the mega-toothed shark *Otodus megalodon*: a view from the eastern North Pacific. *PeerJ*, 7:e6088 <https://dx.doi.org/10.7717/peerj.6088>
- BOGAN, S. & AGNOLIN, F. & EZCURRA, M.D. (2019)** Review of the enigmatic 'shark', *Platyacrodus unicus* Ameghino, 1935, from the Paleocene of Patagonia, Argentina: a history of palaeontologists, sharks and crabs. *Zootaxa*, 4646 (2): 293-300 <https://dx.doi.org/10.11646/zootaxa.4646.2.5>
- BRACHER, H. & UNGER, E. & JOST, J. & LÜDI, B. & FEICHTINGER, I. & POLLERSPÖCK, J. (2019)** Haie und Rochen der Molasse. www.molasse-haie-rochen.de, accessed 01.11.2019
- BRIGNON, A. (2019)** Les conditions d'acquisition de la collection Gazola de poissons fossiles du Monte Bolca (Éocène, Italie) par le Muséum national d'Histoire naturelle. [The conditions of acquisition of the Gazola's collection of fossil fishes from Monte Bolca (Eocene, Italy) by the Museum national d'Histoire naturelle.] *Geodiversitas*, 41 (2): 11-123 <https://dx.doi.org/10.5252/geodiversitas2019v41a2>
- BRITO, P.M. & VILLALOBOS-SEGURAB, E. & ALVARADO-ORTEGA, J. (2019)** A new early cretaceous guitarfish (chondrichthyes, batoidea) from the Tlayúa Formation, Puebla, Mexico. *Journal of South American Earth Sciences*, 90: 155-161 <https://dx.doi.org/10.1016/j.jsames.2018.12.005>
- CANTALICE, K.M. & MARTINEZ-MELO, A. & ROMERO-MAYEN, V.A. (2019)** The paleoichthyofauna housed in the Colección Nacional de Paleontología of Universidad Nacional Autónoma de México. *Zoosystematics and Evolution*, 95 (2): 429-452 <https://dx.doi.org/10.3897/zse.95.35435>
- CARPENTER, K. & ITANO, W.M. (2019)** Taxonomic Validity of *Petalodus ohioensis* (Chondrichthyes, Petalodontidae) Based on a Cast of the Lost Holotype. *Geology of the Intermountain West*, 6: 55-60
- CARRILLO-BRICEÑO, J.D. & LUZ, Z. & HENDY, A. & KOCSIS, L. & AGUILERA, O. & VENNEMANN, T. (2019)** Neogene Caribbean elasmobranchs: diversity, paleoecology and paleoenvironmental significance of the Cocinetas Basin assemblage (Guajira Peninsula, Colombia). *Biogeosciences*, 16: 33-56 <https://dx.doi.org/10.5194/bg-16-33-2019>

- CARRILLO-BRICEÑO, J.D. & PARRA, J.D. & LUQUE, J. (2019)** A new lamniform shark *Protolamna ricaurtei* sp. nov. from the Lower Cretaceous of Colombia. *Cretaceous Research*, 95: 336-340
<https://dx.doi.org/10.1016/j.cretres.2018.12.007>
- CASE, G.R. & COOK, T.D. & KIGHTLINGER, T. & BORODIN, P.D. (2019)** Middle Campanian Euselachian Diversity of the Southern Region of the Atlantic Coastal Plain of North America. *Vertebrate Anatomy Morphology Palaeontology*, 7: 69–82 <https://dx.doi.org/10.18435/vamp29345>
- CICIMURRI, D.J. & KNIGHT, J.L. (2019)** Late Eocene (Priabonian) elasmobranchs from the Dry Branch Formation (Barnwell Group) of Aiken County, South Carolina, USA. *PaleoBios*, 36: 1–31
- CITTON, P. & FABBI, S. & CIPRIANI, A. & JANSEN, M. & ROMANO, M. (2019)** Hybodont dentition from the Upper Jurassic of Monte Nerone Pelagic Carbonate Platform (Umbria-Marche Apennine, Italy) and its ecological implications. *Geological Journal*, 54 (1): 278-290 <https://dx.doi.org/10.1002/gj.3174>
- CLACK, J.A. & BENNETT, C.E. & DAVIES, S.J. & SCOTT, A.C. & SHERWIN, J.E. & SMITHSON, T.R. (2019)** A Tournaisian (earliest Carboniferous) conglomerate-preserved non-marine faunal assemblage and its environmental and sedimentological context. *PeerJ*, 6: e5972 <https://dx.doi.org/10.7717/peerj.5972>
- COATES, M.I. & TIETJEN, K. & OLSEN, A.M. & FINARELLI, J.A. (2019)** High-performance suction feeding in an early elasmobranch. *Science Advances*, 5 (9): eaax2742 <https://dx.doi.org/10.1126/sciadv.aax2742>
- COLLARETA, A. & GEMELLI, M. & VAROLA, A. & BIANUCCI, G. (2019)** Trace fossils on a trace fossil: a vertebrate-bitten vertebrate coprolite from the Miocene of Italy. *Neues Jahrbuch für Geologie und Paläontologie, Abhandlungen*, 293 (2): 117-126 <https://dx.doi.org/10.1127/njgpa/2019/0834>
- CONDAMINE, F.L. & ROMIEU, J. & GUINOT, G. (2019)** Climate cooling and clade competition likely drove the decline of lamniform sharks. *Proceedings of the National Academy of Sciences of the United States of America*, 116 (41) 20584-20590 <https://dx.doi.org/10.1073/pnas.1902693116>
- CONTE, G.L. & FANTIA, F. & TREVISANI, E. & GUASCHI, P. & BARBIERI, R. & BAZZI, M. (2019)** Reassessment of a large lamniform shark from the Upper Cretaceous (Santonian) of Italy. *Cretaceous Research*, 99: 156-168
- CORTÉS, D. & DE GRACIA, C. & CARRILLO-BRICEÑO, J.D. & AGUIRRE-FERNÁNDEZ, G. & JARAMILLO, C. & BENITES-PALOMINO, A. & ENRIQUE, J. (2019)** Shark-cetacean trophic interactions during the late Pliocene in the Central Eastern Pacific (Panama). *Palaeontologia Electronica*, 2019: 22.2.49
<https://dx.doi.org/10.26879/953>
- DE CEUSTER, J. (2019)** In situ' vondsten in het vroeg-pliocene basisgrind van de kleigroeve Swenden-Wienerberger te Rumst (Belgie, provincie Antwerpen). *Afzettingen WTKG*, 40 (4): 103-107
- DENG, T. & WANG, X. & WU, F. & WANG, Y. & LI, Q. & WANG, S. & HOU, S. (2019)** Review: Implications of vertebrate fossils for paleo-elevations of the Tibetan Plateau. *Global and Planetary Change*, 174: 58–69
<https://dx.doi.org/10.1016/j.gloplacha.2019.01.005>
- DHOUAILLY, D. & GODEFROIT, P. & MARTIN, T. & NONCHEV, S. & CARAGUEL, F. & OFTEDAL, O. (2019)** Getting to the root of scales, feather and hair: as deep as odontodes? *Experimental Dermatology*, 28 (4): 503-508 <https://dx.doi.org/10.1111/exd.13391>
- DI CELMA, C. & PIERANTONI, P.P. & MALINVERNO, E. & COLLARETA, A. & LAMBERT, O. & LANDINI, W. & BOSIO, G. & GARIBOLDI, K. & GIONCADA, A. & DE MUIZON, C. & MOLLI, G. & MARX, F.G. & VARAS-MALCA, R.M. & URBINA, M. & BIANUCCI, G. (2019)** Allostratigraphy and paleontology of the lower Miocene Chilcatay Formation in the Zamaca area, East Pisco basin, southern Peru. *Journal of Maps*, 15 (2): 393-405 <https://dx.doi.org/10.1080/17445647.2019.1604439>

- EBERSOLE, J.A. & CICIMURRI, D.J. & STRINGER, G.L. (2019)** Taxonomy and biostratigraphy of the elasmobranchs and bony fishes (Chondrichthyes and Osteichthyes) of the lower-to-middle Eocene (Ypresian to Bartonian) Claiborne Group in Alabama, USA, including an analysis of otoliths. *European Journal of Taxonomy*, 585: 1–274 <https://dx.doi.org/10.5852/ejt.2019.585>
- ENGELBRECHT, A. & MORS, T. & REGUERO, M.A. & KRIWET, J. (2019)** Skates and rays (Elasmobranchii, Batomorphii) from the Eocene La Meseta and Submeseta formations, Seymour Island, Antarctica. *Historical Biology*, 31 (8): 1028-1044 <https://dx.doi.org/10.1080/08912963.2017.1417403>
- EVERAERT, S. & DE SCHUTTER, P.J. & MARIEN, G. & CLEEMPUT, G. & VAN BOECKEL, J. & RONDELEZ, D. & BOR, T. (2019)** Een vroeg-miocene fauna uit het Zand van Kiel (Formatie van Berchem) bij Post X in Berchem (Antwerpen). *Afzettingen WTKG*, 40 (4): 83-100
- FANTI, F. & MAZZUFERI, G. & MARRAMÀ, G. (2019)** Egg preservation in an Eocene stingray (Myliobatiformes, Dasyatidae) from Italy. *Journal of Vertebrate Paleontology*, 39 (2): e1578967 <https://dx.doi.org/10.1080/02724634.2019.1578967>
- FEICHTINGER, I. & KRANNER, M. & RUPP, C. & HARZHAUSER, M. (2019)** A new outer neritic elasmobranch assemblage from the Egerian (late Oligocene) of the North Alpine Foreland Basin (Austria). *Neues Jahrbuch für Geologie und Paläontologie, Abhandlungen*, 293 (1): 19 - 35 <https://dx.doi.org/10.1127/njgpa/2019/0828>
- FEICHTINGER, I. & KRANNER, M. & ZEITLINGER, F. & POLLERSPÖCK, J. & HARZHAUSER, M. (2019)** New data on the elasmobranch fauna of the Eferding Formation (Egerian, North Alpine Foreland Basin) of Austria. In: *25. Jahrestagung ÖPG Bad Vöslau (11.-13. 10. 2019)*
- FERRÓN, H.G. & HERRÁIZ, J.L. & BOTELLA, H. & MARTÍNEZ-PÉREZ, C. (2019)** Pre-Messinian ecological diversity of Mediterranean sharks revealed by the study of their dermal denticles. *Spanish Journal of Palaeontology*, 34 (2), 289-298 <https://dx.doi.org/10.7203/sjp.34.2.16118>
- FIALHO, P. & BALBINO, A. & ANTUES, M.T. (2019)** Langhian rays (Chondrichthyes, Batomorphii) from Brielas, Lower Tagus Basin, Portugal. *Geologica Acta*, 17 (7): 1-16 <https://dx.doi.org/10.1344/GeologicaActa2019.17.7>
- FISCHER, J. & HARTKOPF-FRÖDER, C. & LEIPNER, A. & SCHNEIDER, J.W. & WITTRY, J. & SOWIAK, M. (2019)** A highly diverse chondrichthyan egg capsule assemblage from the Late Pennsylvanian Piesberg Quarry, Northwest Germany. in: *Kölner Forum Geol. Paläont.*, 23 (2019), S. HARTENFELS, H.-G. HERBIG, M.R.W. AMLER & M. ARETZ (Eds.), *Abstracts, 19th International Congress on the Carboniferous and Permian, Cologne, July 29 – August 2, 2019*
- FREY, L. & COATES, M. & GINTER, M. & HAIRAPETIAN, V. & RÜCKLIN, M. & JERJEN, I. & KLUG, C. (2019)** The early elasmobranch *Phoebodus*: phylogenetic relationships, ecomorphology and a new time-scale for shark evolution. *Proceedings of the Royal Society B: Biological Sciences*, 286 (1912): 20191336 <https://dx.doi.org/10.1098/rspb.2019.1336>
- GATES, T.A. & GORSCAK, E. & MAKOVICKY, P.J. (2019)** New sharks and other chondrichthyans from the latest Maastrichtian (Late Cretaceous) of North America. *Journal of Paleontology*, 93 (3): 512-530 <https://dx.doi.org/10.1017/jpa.2018.92>
- GINTER, M. & ZŁOTNIK, M. (2019)** Mississippian chondrichthyan fishes from the area of Krzeszowice, southern Poland. *Acta Palaeontologica Polonica*, 64 (3): 549-564 <https://dx.doi.org/10.4202/app.00619.2019>
- GREGOROVÁ, R. & LUKŠÍK, P. (2019)** Nový výskyt žraloka *Otodus* aff. *angustidens* (AGASSIZ, 1843) z me-nilitového souvrství (oligocén) na lokalitě Litenčice. [A new shark *Otodus* aff. *angustidens* (AGASSIZ, 1843) from the Menilite Formation (Oligocene) at the Litenčice locality]. *Acta Musei Moraviae, Sci. Geol.*, 104, 1, 129–133

- HAARHUIS, A. & DIEPENDAAL, H.J. (2019)** The fish fauna of the Winterswijk Vossenveld Formation. *Grondboor & Hamer Jaargang*, 73 (5/6): 198-207
- HAMM, S.A. (2019)** First Associated Tooth Set of *Ptychodus anonymus* (Elasmobranchii: Ptychodontidae) in North America from the Jetmore Chalk in Kansas. *Transactions of the Kansas Academy of Science*, 122 (1-2): 1-18 <https://dx.doi.org/10.1660/062.122.0101>
- HÄTTIG, K. & STEVENS, K. & THIES, D. & SCHWEIGERT, G. & MUTTERLOSE, J. (2019)** Evaluation of shark tooth diagenesis-screening methods and the application of their stable oxygen isotope data for palaeoenvironmental reconstructions. *Journal of the Geological Society*, 176 (3): 482-491 <https://dx.doi.org/10.6084/m9.figshare.c.4373720>
- HOGANSON, J.W. & ERICKSON, M. & HOLLAND, F.D. (2019)** Chondrichthyan and Osteichthyan Paleofaunas from the Cretaceous (Late Maastrichtian) Fox Hills Formation of North Dakota, USA: Paleocology, Paleogeography, and Extinction. *Bulletins of American Paleontology*, 398: 1-94
- ITANO, W. (2019)** Two lagerstätten and a false *Edestus*. *Trilobite Tales*, January 2019: 17-20
- ITANO, W.M. (2019)** Oriented microwear on a tooth of *Edestus minor* (Chondrichthyes, Eugeneodontiformes): Implications for dental function. *Palaeontologia Electronica*, 22.2.39A: 1-16 <https://dx.doi.org/10.26879/831>
- IVANOV, A.O. & LUCAS, S.G. (2019)** Late Pennsylvanian fish assemblage from the Robledo Mountains and new records of Paleozoic chondrichthyans in New Mexico, USA. *Bulletin of Geosciences*, 94 (2): 235-255 <https://dx.doi.org/10.3140/bull.geosci.1741>
- JAMBURA, P.L. & KINDLIMANN, R. & LÓPEZ-ROMERO, F. & MARRAMÀ, G. & PFAFF, C. & STUMPF, S. & TÜRTSCHER, J. & UNDERWOOD, C.J. & WARD, D.J. & KRIWET, J. (2019)** Micro-computed tomography imaging reveals the development of a unique tooth mineralization pattern in mackerel sharks (Chondrichthyes; Lamniformes) in deep time. *Scientific Reports*, 9: 9652 <https://dx.doi.org/10.1038/s41598-019-46081-3>
- JOST, J. (2019)** Molasse In: *Schlüchter, C., Isler, A., Jost, J., Gisler, C., Wanner, J., Murer, R., Strasky, S., Grünig, A. & Hofmann, B. (eds), Blatt 1148 Sumiswald, Blatt 1149 Wolhusen, Blatt 1168 Langnau i.E., Geolischer Atlas Schweiz 1:25 000, Karte 163, 164, 165. Bundesamt für Landestopografie, CH-3084 Wabern: pp 17-68*
- JOVANOVIĆ, G. & TRIF, N. & CODREA, V. & ĐURIĆ, D. (2019)** Middle Miocene shark teeth from the southern margin of the Pannonian Basin System (Serbia, Central Paratethys). *Geološki anali Balkanskoga poluostrva*, 80 (1): 29-43
- KITAMURA, N. (2019)** Features and Paleocological Significance of the Shark Fauna from the Upper Cretaceous Hinoshima Formation, Himenoura Group, Southwest Japan. *Paleontological Research*, 23 (2): 110-130 <https://dx.doi.org/10.2517/2018PR013>
- KOCSIS, L. & RAZAK, H. & BRIGUGLIO, A. & SZABÓ, M. (2019)** First report on a diverse Neogene cartilaginous fish fauna from Borneo (Ambug Hill, Brunei Darussalam). *Journal of Systematic Palaeontology*, 17 (10): 791-819 <https://dx.doi.org/10.1080/14772019.2018.1468830>
- KUMAR, J. & SHARMA, K.M. (2019)** Micro and Mega-Vertebrate Fossils from the Late Triassic Tiki Formation, South Rewa Gondwana Basin, India: Palaeoenvironmental and Palaeobiogeographic Implications. *Journal of the Palaeontological Society of India*, 64 (2): 151-168
- LANDINI, W. & COLLARETA, A. & DI CELMA, C. & MALINVERNO, E. & URBINA, M. & BIANUCCI, G. (2019)** The early Miocene elasmobranch assemblage from Zamaca (Chilcatay Formation, Peru). *Journal of South American Earth Sciences*, 91: 352-371 <https://dx.doi.org/10.1016/j.jsames.2018.08.004>

- LEHMAN, T.M. & WICK, S.L. & BRINK, A.A. & SHILLER, T.A. (2019)** Stratigraphy and vertebrate fauna of the lower shale member of the Aguja Formation (lower Campanian) in West Texas. *Cretaceous Research*, 99: 291-314 <https://dx.doi.org/10.1016/j.cretres.2019.02.028>
- LOPES, G.L.B. & BARRETO, A.M.F. (2019)** A Paleoiçtifauna da Formação Romualdo, Cretáceo Inferior, da Bacia Sedimentar do Araripe, Pernambuco, Nordeste do Brasil. [The Paleoiçtifauna of the Romualdo Formation, Lower Cretaceous, of the Sedimentar of the Araripe Basin, Pernambuco, Northeast of Brazil.] *Anuário do Instituto de Geociências*, 42 (4): 396-409
- MANGANELLI, G. & SPADINI, V. (2019)** Megascyliorhinus miocaenicus (Chondrichthyes, Galeomorphii) from the Zanclean (early Pliocene) of San Quirico d'Orcia, central Italy. *Bollettino Della Societa Paleontologica Italiana*, 58 (2): 165-170 <https://dx.doi.org/10.4435/bspi.2019.12>
- MARRAMÀ, G. & CARNEVALE, G. & GIUSBERTI, L. & NAYLOR, G.J.P. & KRIWET, J. (2019)** A bizarre Eocene dasyatoid batomorph (Elasmobranchii, Myliobatiformes) from the Bolca Lagerstätte (Italy) reveals a new, extinct body plan for stingrays. *Scientific Reports*, 9: 14087 <https://dx.doi.org/10.1038/s41598-019-50544-y>
- MARRAMA, G. & CARNEVALE, G. & NAYLOR, G.J.P. & KRIWET, J. (2019)** Mosaic of plesiomorphic and derived characters in an Eocene myliobatiform batomorph (Chondrichthyes, Elasmobranchii) from Italy defines a new, basal body plan in pelagic stingrays. *Zoological Letters*, 5: 13 <https://dx.doi.org/10.1186/s40851-019-0128-0>
- MARRAMÀ, G. & CARNEVALE, G. & NAYLOR, G.J.P. & KRIWET, J. (2019)** Reappraisal of the Eocene whiptail stingrays (Myliobatiformes, Dasyatidae) of the Bolca Lagerstätte, Italy. *Zoologica Scripta*, 48 (2): 168-184 <https://dx.doi.org/10.1111/zsc.12330>
- MARRAMÀ, G. & ENGELBRECHT, A. & CARNEVALE, G. & KRIWET, J. (2019)** Eocene sand tiger sharks (Lamniformes, Odontaspidae) from the Bolca Konservat-Lagerstätte, Italy: palaeobiology, palaeobiogeography and evolutionary significance. *Historical Biology*, 31 (2): 101-115 <https://dx.doi.org/10.1080/08912963.2017.1341503>
- MARRAMA, G. & SCHULTZ, O. & KRIWET, J. (2019)** A new Miocene skate from the Central Paratethys (Upper Austria): the first unambiguous skeletal record for the Rajiformes (Chondrichthyes: Batomorphii). *Journal of Systematic Palaeontology*, 17 (11): 937-960 <https://dx.doi.org/10.1080/14772019.2018.1486336>
- MORS, T. & HAGSTROM, J. & KAIM, A. & HRYNIEWICZ, K. (2019)** First shark record (Chondrichthyes, Elasmobranchii) from the Paleogene of Spitsbergen, Svalbard. *Polish Polar Research*, 40 (2): 121-127 <https://dx.doi.org/10.24425/ppr.2019.128370>
- NISHIMATSU, K. (2019)** Deep-sea elasmobranchs from the late early to middle Miocene (Burdigalian–Langhian) Makino Formation (Awa Group), Japan. *Journal of Vertebrate Paleontology*, 39 (2): e1597729 <https://dx.doi.org/10.1080/02724634.2019.1597729>
- NISHIMATSU, K. & UJIHARA, A. (2019)** A New Deep-Sea Shark Scymnodalatias kazenobon (Squaliformes, Somniosidae) from the Miocene Yatsuo Group in Central Japan. *Paleontological Research*, 23 (1): 23-29 <https://dx.doi.org/10.2517/2018PR006>
- O'LEARY, M.A. & BOUARÉ, M.L. & CLAESON, K.M. & HEILBRONN, K. & HILL, R.V. & MCCARTNEY, J.A. & SESSA, J.A. & SISSOKO, F. & TAPANILA, L. & WHEELER, E.A. & ROBERTS, E.M. (2019)** Stratigraphy and paleobiology of the Upper Cretaceous-Lower Paleogene sediments from the Trans-Saharan Seaway in Mali. *Bulletin of the American Museum of Natural History*, 436: 177 pp., 82 figures, 3 tables, 2 plates
- ŐSI, A. & SZABÓ, M. & KOLLMANN, H. & WAGREICH, M. & KALMÁR, R. & MAKÁDI, L. & SZENTESI, Z. & SUMMESBERGER, H. (2019)** Vertebrate remains from the Turonian (Upper Cretaceous) Gosau Group of Gams, Austria. *Cretaceous Research*, 99: 190-208 <https://dx.doi.org/10.1016/j.cretres.2019.03.001>

- OTERO, R.A. (2019)** Myledaphus araucanus sp. nov. (Batomorphi, Rajiformes incertae sedis), a new Late Cretaceous ray from the austral Pacific, and first occurrence of the genus in the Southern Hemisphere. *Cretaceous Research*, 100: 82-90 <https://dx.doi.org/10.1016/j.cretres.2019.03.025>
- OTOO, B.K.A. & CLACK, J.A. & SMITHSON, T.R. & BENNETT, C.E. & KEARSEY, T.I. & COATES, M.I. (2019)** A fish and tetrapod fauna from Romer's Gap preserved in Scottish Tournaisian floodplain deposits. *Palaeontology*, 62 (2): 225-253 <https://dx.doi.org/10.1111/pala.12395>
- PEREZ, V.J. & GODFREY, S.J. & KENT, B.W. & WEEMS, R.E. & NANCE, J.R. (2019)** The transition between Carcharocles chubutensis and Carcharocles megalodon (Otodontidae, Chondrichthyes): lateral cusplet loss through time. *Journal of Vertebrate Paleontology*, 38 (6): e1546732 <https://dx.doi.org/10.1080/02724634.2018.1546732>
- POLKOWSKY, S. & LADWIG, J. (2019)** Nachweise der Selachier-Gattung Hexanchus RAFINESQUE, 1810, aus paläogenen Geschieben Norddeutschlands. *Arbeitskreis Paläontologie Hannover*, 47: 97–116
- POLLERSPÖCK, J. (2019)** Megalodon und Weißer Hai – Neues zu Evolution, Taxonomie und Paläoökologie. *Fossilien*, 36 (6): 33-38
- POPOV, E.V. & DELSATE, D. & FELTEN, R. (2019)** A New Callorhynchid Genus (Holocephali, Chimaeroidei) from the Early Bajocian of Ottange-Rumelange, on the Luxembourg-French Border. *Paleontological Research*, 23 (3): 220-230 <https://dx.doi.org/10.2517/2018PR021>
- POWELL, C.L. & BOESSENECKER, R.W. & SMITH, N.A. & FLECK, R.J. & CARLSON, S.J. & ALLEN, J.R. & LONG, D.J. & SARNA-WOJCICKI, A.M. & GURUSWAMI-NAIDU, R.B. (2019)** Geology and Paleontology of the Late Miocene Wilson Grove Formation at Bloomfield Quarry, Sonoma County, California. *U.S. Geological Survey Scientific Investigations Report 2019–5021*, 77 pp. <https://dx.doi.org/10.3133/sir20195021>
- QVARNSTROM, M. & ANAGNOSTAKIS, S. & LINDSKOG, A. & SCHEER, U. & VAJDA, V. & RASMUSSEN, B.W. & LINDGREN, J. & ERIKSSON, M.E. (2019)** Multi-proxy analyses of Late Cretaceous coprolites from Germany. *Lethaia*, 52 (4): 550-569 <https://dx.doi.org/10.1111/let.12330>
- RAKSHIT, N. & BHAT, M.S. & MUKHERJEE, D. & RAY, S. (2019)** First record of Mesozoic scroll coprolites: classification, characteristics, elemental composition and probable producers. *Palaeontology*, 62 (3): 451-471 <https://dx.doi.org/10.1111/pala.12409>
- RANDLE, E. & SANSOM, R.S. (2019)** Bite marks and predation of fossil jawless fish during the rise of jawed vertebrates. *Proceedings of the Royal Society B: Biological Sciences*, 286 (1917): 20191596 <https://dx.doi.org/10.1098/rspb.2019.1596>
- REINECKE, T. & HAYE, T. (2019)** Ein Haizahn der scyliorhiniden Haigattung Haploblepharus (Scyliorhinidae, Carcharhiniformes, Elasmobranchii) aus dem höheren Chattium Norddeutschlands. [A shark tooth of the scyliorhinid shark genus Haploblepharus (Scyliorhinidae, Carcharhiniformes, Elasmobranchii) from the late Chattian of Northern Germany]. *Geschiebekunde aktuell*, 35 (1): 13-17
- ROBIN, N. & MARRAMÀ, G. & VONK, R. & KRIWET, J. & CARNEVALE, G. (2019)** Eocene isopods on electric rays: tracking ancient biological interactions from a complex fossil record. *Palaeontology*, 62 (2): 287-303 <https://dx.doi.org/10.1111/pala.12398>
- ROMANO, C. & ARGYRIOU, T. & KRUMENACKER, L.J. & PARIS BIOTA TEAM (2019)** Chondrichthyan teeth from the Early Triassic Paris Biota (Bear Lake County, Idaho, USA). *Geobios*, 54: 63-70 <https://dx.doi.org/10.1016/j.geobios.2019.04.001>
- SALAME, I. & ASAN, A. (2019)** A new Odontorhynchis species (Chondrichthyes) from the Middle Eocene of Elgedida Mine, Bahariya Oasis, Egypt. *Egyptian Journal of Geology*, 63: 407-415

- SAMONDS, K.E. & ANDRIANAVALONA, T.H. & WALLETT, L.A. & ZALMOUT, I.S. & WARD, D.J. (2019)** A middle - late Eocene neoselachian assemblage from nearshore marine deposits, Mahajanga Basin, northwestern Madagascar. *PLoS ONE*, 14 (2): e0211789 <https://dx.doi.org/10.1371/journal.pone.0211789>
- SHIMADA, K. & EVERHART, M.J. (2019)** A new large Late Cretaceous lamniform shark from North America, with comments on the taxonomy, paleoecology, and evolution of the genus *Cretodus*. *Journal of Vertebrate Paleontology*, 39 (4): 1673399 <https://dx.doi.org/10.1080/02724634.2019.1673399>
- SIVERSSON, M. & COOK, T.D. & RYAN, H.E. & WATKINS, D.K. & TATARNIC, N.J. & DOWNES, P.J. & NEWBREY, M.G. (2019)** Anacoracid sharks and calcareous nannofossil stratigraphy of the mid-Cretaceous 'upper' Gearle Siltstone and Haycock Marl in the lower Murchison River area, Western Australia. *Alcheringa*, 43 (1): 85-113 <https://dx.doi.org/10.1080/03115518.2018.1462401>
- SOLÉ, F. & NOIRET, C. & DESMARES, D. & ADNET, S. & TAVERNE, L. & DE PUTTER, T. & MEES, F. & YANS, J. & STEEMAN, T. & LOUWYE, S. & FOLIE, A. & STEVENS, N.J. & GUNNELL, G.F. & BAUDET, D. & KITAMBAL, N. & YAYA, N.K. & SMITH, T. (2019)** Reassessment of historical sections from the Paleogene marine margin of the Congo Basin reveals an almost complete absence of Danian deposits. *Geoscience Frontiers*, 10 (3): 1039-1063 <https://dx.doi.org/10.1016/j.gsf.2018.06.002>
- STERNES, P.C. & SHIMADA, K. (2019)** Paleobiology of the Late Cretaceous sclerorhynchid sawfish, *Ischyrrhiza mira* (Elasmobranchii: Rajiformes), from North America based on new anatomical data. *Historical Biology*, 31 (10): 1323-1340 <https://dx.doi.org/10.1080/08912963.2018.1452205>
- STUMPF, S. & KRIWET, J. (2019)** A new Pliensbachian elasmobranch (Vertebrata, Chondrichthyes) assemblage from Europe, and its contribution to the understanding of late Early Jurassic elasmobranch diversity and distributional patterns. *Paläontologische Zeitschrift*, 93 (4): 637-658 <https://dx.doi.org/10.1007/s12542-019-00451-4>
- STUMPF, S. & SCHEER, U. & KRIWET, J. (2019)** A new genus and species of extinct ground shark, †*Diprosopovenator hilperti*, gen. et sp. nov. (Carcharhiniformes, †*Pseudoscyliorhinidae*, fam. nov.), from the Upper Cretaceous of Germany. *Journal of Vertebrate Paleontology*, 39 (2): e1593185 <https://dx.doi.org/10.1080/02724634.2019.1593185>
- SWEYDAN, S. & MERZERAUD, G. & EL MABROUKESSID & MARZOUGUI, W. & TEMANI, R. & AMMAR, H.K. & MARIVAUX, L. & VIANEY-LIAUD, M. & TABUCE, R. & ADNET, S. (2019)** A reworked elasmobranch fauna from Tunisia providing a snapshot of Eocene-Oligocene Tethyan faunas. *Journal of African Earth Sciences*, 149: 194-206 <https://dx.doi.org/10.1016/j.jafrearsci.2018.08.008>
- SZABÓ, M. & BOTFALVAI, G. & OSI, A. (2019)** Taxonomical and palaeoecological investigations of the chondrichthyan and osteichthyan fish remains from the Middle-Late Triassic deposits of the Villány Hills (Southern Hungary). *Geobios*, 57: 111-126 <https://dx.doi.org/10.1016/j.geobios.2019.10.006>
- TAPANILA, L. & PRUITT, J. (2019)** Redefining species concepts for the Pennsylvanian scissor tooth shark, *Edestus*. *PLoS ONE*, 14 (9): e0220958 <https://dx.doi.org/10.1371/journal.pone.0220958>
- TENG, Y.H. & SONE, M. & HIRAYAMA, R. & YOSHIDA, M. & KOMATSU, T. & KHAMHA, S. & CUNY, G. (2019)** First Cretaceous fish fauna from Malaysia. *Journal of Vertebrate Paleontology*, 39 (1): e1573735 <https://dx.doi.org/10.1080/02724634.2019.1573735>
- TONGA, H. & BUFFETAUT, E. & SUTEETHORN, V. & SUTEETHORNA, S. & CUNY, G. & CAVIN, L. & DEESRI, U. & MARTIN, J.E. & WONGKO, K. & NAKSRI, W. & CLAUDE, J. (2019)** Phu Din Daeng, a new Early Cretaceous vertebrate locality on the Khorat Plateau, NE Thailand. *Annales de Paléontologie*, 105 (3): 223-237 <https://dx.doi.org/10.1016/j.annpal.2019.04.004>
- TRIF, N. & CODREA, V. (2019)** The rediscovery of Johann Ludwig Neugeboren fossil sharks types collection. *Brukenthal Acta Musei*, 14 (3): 687-696

- TRIF, N. & CODREA, V. & ARGHIUS, V. (2019)** A fish fauna from the lowermost Bartonian of the Transylvanian Basin, Romania. *Palaeontologia Electronica, PE 22.3.56: 1-29*
- UNDERWOOD, C.J. & CLAESON, K.M. (2019)** The Late Jurassic ray *Kimmerobatis etchesi* gen. et sp. nov. and the Jurassic radiation of the Batoidea. *Proceedings of the Geologists' Association, 130 (3-4): 345-354*
<https://dx.doi.org/10.1016/j.pgeola.2017.06.009>
- VEIGA, IMMIG, BERGQVIST, L.P. & BRITO, P.M. (2019)** The fish assemblage of the Cretaceous (?Albian-Cenomanian) Acu Formation, Potiguar Basin, Northeastern Brazil. *Journal of South American Earth Sciences, 93: 162-173* <https://dx.doi.org/10.1016/j.jsames.2019.04.015>
- VILLAFANA, J.A. & MARRAMÀ, G. & HERNANDEZ, S. & CARRILLO-BRICEÑO, J.D. & HOVESTADT, D. & KINDLIMANN, R. & KRIWET, J. (2019)** The Neogene Fossil Record of *Aetomylaeus* (Elasmobranchii, Myliobatidae) from the Southeastern Pacific *Journal of Vertebrate Paleontology, 39 (1): e1577251*
<https://dx.doi.org/10.1080/02724634.2019.1577251>
- VILLAFANA, J.A. & NIELSEN, S.N. & KLUG, S. & KRIWET, J. (2019)** Early Miocene cartilaginous fishes (Chondrichthyes: Holocephali, Elasmobranchii) from Chile: Diversity and palaeobiogeographic implications. *Journal of South American Earth Sciences, 96: 102317* <https://dx.doi.org/10.1016/j.jsames.2019.102317>
- VILLALOBOS-SEGURA, E. & UNDERWOOD, C.J. & WARD, D.J. & CLAESON, K.M. (2019)** The first three-dimensional fossils of Cretaceous sclerorhynchid sawfish: *Asflapristis cristadentis* gen. et sp. nov., and implications for the phylogenetic relations of the Sclerorhynchoidei (Chondrichthyes). *Journal of Systematic Palaeontology, 17 (21): 1847-1870* <https://dx.doi.org/10.1080/14772019.2019.1578832>
- WILLS, S. & BERNARD, E.L. & BREWER, P. & UNDERWOOD, C.J. & WARD, D.J. (2019)** Palaeontology, stratigraphy and sedimentology of Woodeaton Quarry (Oxfordshire) and a new microvertebrate site from the White Limestone Formation (Bathonian, Jurassic). *Proceedings of the Geologists Association, 130 (2): 170-186* <https://dx.doi.org/10.1016/j.pgeola.2019.02.003>

2. Extant Chondrichthyes, Research Articles

- ABDELHEDI, O. & SALEM, A. & SOUISSI, N. & NASRI, R. & NASRI, M. & JRIDI, M. (2019)** Physicochemical, structural and sensory properties of smooth hound autolysates-sugar conjugates formed using a glycosylation reaction. *Food Bioscience*, 32: Unsp 100481
<https://dx.doi.org/10.1016/j.fbio.2019.100481>
- ABREO, N.A.S. & BLATCHLEY, D. & SUPERIO, M.D. (2019)** Stranded whale shark (Rhincodon typus) reveals vulnerability of filter-feeding elasmobranchs to marine litter in the Philippines. *Marine Pollution Bulletin*, 141: 79-83 <https://dx.doi.org/10.1016/j.marpolbul.2019.02.030>
- ACERO, A. & TAVERA, J.J. & POLANCO, A. & BOLANOS-CUBILLOS, N. (2019)** Fish Biodiversity in Three Northern Islands of the Sea flower Biosphere Reserve (Colombian Caribbean). *Frontiers in Marine Science*, 6: Unsp 113 <https://dx.doi.org/10.3389/fmars.2019.00113>
- ADNET, S. & MOUANA, M. & CHARRUAULT, A.-L. & ESSID, E.M. & AMMAR, H.K. & MARZOUGUI, W. & MERZERAUD, G. & TABUCE, R. & VIANEY-LIAUD, M. & MARIVAUX, L. (2019)** Teeth, fossil record and evolutionary history of the cowtail stingray *Pastinachus Rüppell*, 1829. *Historical Biology*, 31 (9): 1213-1222
<https://dx.doi.org/10.1080/08912963.2018.1431779>
- AHMADI-VAVSARI, F. & FARMANI, J. & DEHESTANI, A. (2019)** Recombinant production of a bioactive peptide from spotless smooth-hound (*Mustelus griseus*) muscle and characterization of its antioxidant activity. *Molecular Biology Reports*, 46 (3): 2599-2608 <https://dx.doi.org/10.1007/s11033-018-4468-1>
- AHMED, M.S. & CHOWDHURY, N.Z. & DATTA, S.K. & ZHILIK, A.A. (2019)** New Geographical Record of the Burmese Bamboo Shark, *Chiloscyllium burmensis* (Orectolobiformes: Hemiscylliidae), from Bangladesh Waters. *Thalassas*, 35 (2): 347-350 <https://dx.doi.org/10.1007/s41208-019-00153-3>
- AJEESHKUMAR, K.K. & VISHNU, K.V. & NAVANEETHAN, R. & RAJ, K. & REMYAKUMARI, K.R. & SWAMINATHAN, T.R. & SUSEELA, M. & ASHA, K.K. & SREEKANTH, G.P. (2019)** Proteoglycans isolated from the bramble shark cartilage show potential anti-osteoarthritic properties. *Inflammopharmacology*, 27 (1): 175-187 <https://dx.doi.org/10.1007/s10787-018-00554-5>
- ALBERT, O.T. & JUNGE, C. & MYRLUND, M.K. (2019)** Young mums are rebuilding the spurdog stock (*Squalus acanthias* L.) in Norwegian waters. *ICES Journal of Marine Science*, 76 (7): 2193-2204
<https://dx.doi.org/10.1093/icesjms/fsz156>
- ALMEIDA, A.J. & BISCOITO, M. (2019)** Keys to the fishes of the Eastern Atlantic Ocean, Mediterranean Sea and Black Sea. I – Myxini; Petromyzontida; Chondrichthyes *Boletim do Museu de História Natural do Funchal, Suppl. 15*: 1-195
- ALMS, V. & WOLFF, M. (2019)** The Gulf of Nicoya (Costa Rica) Fisheries System: Two Decades of Change. *Marine and Coastal Fisheries*, 11 (2): 139-161 <https://dx.doi.org/10.1002/mcf2.10050>
- ANASTASOPOULOU, A. & MYTILINEOU, C. & SMITH, C.J. & PAPADOPOULOU, K.N. (2019)** Crustacean prey in the diet of fishes from deep waters of the Eastern Ionian Sea. *Journal of the Marine Biological Association of the United Kingdom*, 99 (1): 259-267 <https://dx.doi.org/10.1017/s0025315417001977>
- ANDRADE, I. & ROSA, D. & MUNOZ-LECHUGA, R. & COELHO, R. (2019)** Age and growth of the blue shark (*Prionace glauca*) in the Indian Ocean. *Fisheries Research*, 211: 238-246
<https://dx.doi.org/10.1016/j.fishres.2018.11.019>
- ANDRZEJACZEK, S. & GLEISS, A.C. & LEAR, K.O. & PATTIARATCHI, C.B. & CHAPPLE, T.K. & MEEKAN, M.G. (2019)** Biologging Tags Reveal Links Between Fine-Scale Horizontal and Vertical Movement Behaviors in Tiger Sharks (*Galeocerdo cuvier*). *Frontiers in Marine Science*, 6: Unsp 229
<https://dx.doi.org/10.3389/fmars.2019.00229>

- ARAI, T. & AZRI, A. (2019)** Diversity, occurrence and conservation of sharks in the southern South China Sea. *Plos One*, 14 (3): e0213864 <https://dx.doi.org/10.1371/journal.pone.0213864>
- ARAUJO, G. & AGUSTINES, A. & TRACEY, B. & SNOW, S. & LABAJA, J. & PONZO, A. (2019)** Photo-ID and telemetry highlight a global whale shark hotspot in Palawan, Philippines. *Scientific Reports*, 9: 17209 <https://dx.doi.org/10.1038/s41598-019-53718-w>
- ARRIGHETTI, F. & TESO, V. & BREY, T. & PENCHASZADEH, P.E. (2019)** Gastropod relevance in predator-prey interactions on a benthic shallow sandy ecosystem at Mar del Plata, Argentina (38 degrees S). *Journal of the Marine Biological Association of the United Kingdom*, 99 (2): 403-409 <https://dx.doi.org/10.1017/s0025315418000036>
- ATAKE, O.J. & COOPER, D.M.L. & EAMES, B.F. (2019)** Bone-like features in skate suggest a novel elasmobranch synapomorphy and deep homology of trabecular mineralization patterns. *Acta Biomaterialia*, 84: 424-436 <https://dx.doi.org/10.1016/j.actbio.2018.11.047>
- AWRUCH, C.A. & SOMOZA, G. & BALDOCK, C. (2019)** Chondrichthyan research in South America: endocrinology overview and research trends over 50 years (1967-2016) compared to the rest of the world. *General and Comparative Endocrinology*, 273: 118-133 <https://dx.doi.org/10.1016/j.ygcen.2018.06.005>
- AXWORTHY, J.B. & SMITH, J.M. & WING, M.S. & QUINN, T.P. (2019)** Sex biased individual variation in movement patterns of a highly mobile, near-shore marine planktivore, the reef manta ray *Mobula alfredi*. *Journal of Fish Biology*, 95 (6): 1399-1406 <https://dx.doi.org/10.1111/jfb.14148>
- BADA-SÁNCHEZ, E. & PÉREZ-JIMÉNEZ, J.C. & MARTÍNEZ-CRUZ, L.E. & MÉNDEZ-LOEZA, I. & SOSA-CORDERO, E. (2019)** Fishery indicators during a predictable aggregation of Atlantic sharpnose sharks *Rhizoprionodon terraenovae* in the southern Gulf of Mexico: An alternative to assess a heterogeneous data-poor fishery. *Fisheries Management and Ecology*, 26 (4): 354-364 <https://dx.doi.org/10.1111/fme.12366>
- BADHON, M.K. & UDDIN, M.K. & NITU, F.K. & SIDDIQUE, E.M.K. (2019)** Identifying Priorities for Shark Conservation in the Bay of Bengal, Bangladesh. *Frontiers in Marine Science*, 6: Unsp 294 <https://dx.doi.org/10.3389/fmars.2019.00294>
- BALL, R.E. & SERRA-PEREIRA, B. & ELLIS, J. & GENNER, M.J. & IGLESIAS, S. & JOHNSON, A.F. & JONES, C.S. & LESLIE, R. & LEWIS, J. & MARIANI, S. & MENEZES, G. & NEAT, F. & NOBLE, L.R. & SIMS, D.W. & GRIFFITHS, A.M. (2019)** Correction to: Resolving taxonomic uncertainty in vulnerable elasmobranchs: are the Madeira skate (*Raja maderensis*) and the thornback ray (*Raja clavata*) distinct species? *Conservation Genetics*, 20 (2): 403 <https://dx.doi.org/10.1007/s10592-018-1094-3>
- BARBATO, M. & KOVACS, T. & COLEMAN, M.A. & BROADHURST, M.K. & DE BRUYN, M. (2019)** Metabarcoding for stomach-content analyses of Pygmy devil ray (*Mobula kuhlii* cf. *eregoodootenkee*): Comparing tissue and ethanol preservative-derived DNA. *Ecology and Evolution*, 9 (5): 2678-2687 <https://dx.doi.org/10.1002/ece3.4934>
- BAREMORE, I.E. & POLANCO-VASQUEZ, F. & HACOEN-DOMENE, A. & CASTELLANOS, D.W. & GRAHAM, R.T. (2019)** Short-term movement of a night shark (*Carcharhinus signatus*) in the western Caribbean with notes on the species' distribution and threats in the region. *Environmental Biology of Fishes*, 102 (3): 519-526 <https://dx.doi.org/10.1007/s10641-019-0849-0>
- BARKER, A.M. & ADAMS, D.H. & DRIGGERS, W.B. & FRAZIER, B.S. & PORTNOY, D.S. (2019)** Hybridization between sympatric hammerhead sharks in the western North Atlantic Ocean. *Biology Letters*, 15: 20190004 <https://dx.doi.org/10.1098/rsbl.2019.0004>
- BARNETT, A. & MCALLISTER, J.D. & SEMMENS, J. & ABRANTES, K. & SHEAVES, M. & AWRUCH, C. (2019)** Identification of essential habitats: Including chimaeras into current shark protected areas. *Aquatic Conservation: Marine and Freshwater Ecosystems*, 29 (6): 865-880 <https://dx.doi.org/10.1002/aqc.3087>

- BARNEY, E. & DORES, M.R. & MCAVOY, D. & DAVIS, P. & RACAREANU, R.C. & IKI, A. & HYODO, S. & DORES, R.M. (2019)** Elephant shark melanocortin receptors: Novel interactions with MRAP1 and implication for the HPI axis. *General and Comparative Endocrinology*, 272: 42-51
<https://dx.doi.org/10.1016/j.ygcen.2018.11.009>
- BARR, Y. & ABELSON, A. (2019)** Feeding - Cleaning Trade-Off: Manta Ray "Decision-Making" as a Conservation Tool. *Frontiers in Marine Science*, 6: Unsp 88 <https://dx.doi.org/10.3389/fmars.2019.00088>
- BARRAGÁN-MÉNDEZ, C. & RUIZ-JARABO, I. & FUENTES, J. & MANCERA, J.M. & SOBRINO, I. (2019)** Survival rates and physiological recovery responses in the lesser-spotted catshark (*Scyliorhinus canicula*) after bottom-trawling. *Comparative Biochemistry and Physiology Part A: Molecular & Integrative Physiology*, 233: 1-9 <https://dx.doi.org/10.1016/j.cbpa.2019.03.016>
- BARRETO, R. & BORNATOWSKI, H. & FIEDLER, F.N. & PONTALTI, M. & DA COSTA, K.J. & NASCIMENTO, C. & KOTAS, J.E. (2019)** Macro-debris ingestion and entanglement by blue sharks (*Prionace glauca* Linnaeus, 1758) in the temperate South Atlantic Ocean. *Marine Pollution Bulletin*, 145: 214-218
<https://dx.doi.org/10.1016/j.marpolbul.2019.05.025>
- BAUM, J.K. (2019)** Fishing boats leave few safe havens for sharks. *Nature*, 572 (7770): 449-450
<https://dx.doi.org/10.1038/d41586-019-02357-2>
- BEALE, C.S. & STEWART, J.D. & SETYAWAN, E. & SIANIPAR, A.B. & ERDMANN, M.V. (2019)** Population dynamics of oceanic manta rays (*Mobula birostris*) in the Raja Ampat Archipelago, West Papua, Indonesia, and the impacts of the El Niño-Southern Oscillation on their movement ecology. *Diversity and Distributions*, 25 (9): 1472-1487 <https://dx.doi.org/10.1111/ddi.12962>
- BECERRIL-GARCÍA, E.E. & HOYOS-PADILLA, E.M. & MICARELLI, P. & GALVÁN-MAGAÑA, F. & SPERONE, E. (2019)** The surface behaviour of white sharks during ecotourism: A baseline for monitoring this threatened species around Guadalupe Island, Mexico. *Aquatic Conservation: Marine and Freshwater Ecosystems*, 29 (5): 773-782 <https://dx.doi.org/10.1002/aqc.3057>
- BECERRIL-GARCIA, E.E. & HOYOS-PADILLA, E.M. & PETATAN-RAMIREZ, D. & GALVAN-MAGANA, F. (2019)** Southernmost record of the white shark *Carcharodon carcharias* (Chondrichthyes: Lamnidae) in the Mexican Pacific. *Latin American Journal of Aquatic Research*, 47 (1): 190-193
<https://dx.doi.org/10.3856/vol47-issue1-fulltext-22>
- BECKMANN DAHL, R. & SIGSGAARD, E.E. & MWANGI, G. & THOMSEN, P.F. & DALSGAARD JØRGENSEN, R. & DE OLIVEIRA TORQUATO, F. & OLSEN, L. & MØLLER, P.R. (2019)** The Sandy Zebra Shark: A New Color Morph of the Zebra Shark *Stegostoma tigrinum*, with a Redescription of the Species and a Revision of Its Nomenclature. *Copeia*, 107 (3): 524-541 <https://dx.doi.org/10.1643/CG-18-115>
- BELLEGGIA, M. & BATTAGLIOTTI, C. & CORTES, F. & COLONELLO, J.H. (2019)** Feeding together: a global diet analysis of twenty-three species of chondrichthyes on a feeding ground area. *Hydrobiologia*, 842 (1): 77-99 <https://dx.doi.org/10.1007/s10750-019-04027-w>
- BEN AMOR, M.M. & AMOR, K.O.-B. & CAPAPÉ, C. (2019)** A shoal of Bluntnose Sixgill Shark *Hexanchus griseus* (Chondrichthyes: Hexanchidae) from the Tunisian Coast (Central Mediterranean). *Thalassia Salentina*, 41: 83-88
- BENGIL, F. & BENGIL, E.G.T. & MAVRUK, S. & HERAL, O. & KARAMAN, O.D. & OZAYDIN, O. (2019)** Feeding Ecology of Four Demersal Shark Species (*Etmopterus spinax*, *Galeus melastomus*, *Scyliorhinus canicula* and *Squalus blainville*) from the Eastern Aegean Sea. *Turkish Journal of Fisheries and Aquatic Sciences*, 19 (6): 475-484 https://dx.doi.org/10.4194/1303-2712-v19_6_03
- BENNETT, J. & RANDHAWA, H.S. (2019)** Diet composition of New Zealand's endemic rough skate, *Zearaja nasuta*. *New Zealand Journal of Marine and Freshwater Research*, 53 (1): 162-168
<https://dx.doi.org/10.1080/00288330.2018.1541813>

- BESSEY, C. & JARMAN, S.N. & STAT, M. & ROHNER, C.A. & BUNCE, M. & KOZIOL, A. & POWER, M. & RAMBAHINIARISON, J.M. & PONZO, A. & RICHARDSON, A.J. & BERRY, O. (2019)** DNA metabarcoding assays reveal a diverse prey assemblage for *Mobula* rays in the Bohol Sea, Philippines. *Ecology and Evolution*, 9 (5): 2459-2474 <https://dx.doi.org/10.1002/ece3.4858>
- BESTER-VAN DER MERWE, A.E. & MADUNA, S.N. & HULL, K.L. & BELL, J. & ROSSOUW, C. & WINTNER, S.P. (2019)** Evidence for multiple paternity and confirmation of an Indo-Pacific origin of blacktip shark *Carcharhinus limbatus* occurring in South Africa. *African Journal of Marine Science*, 41 (3): 281-289 <https://dx.doi.org/10.2989/1814232x.2019.1653991>
- BEZERRA, M.F. & LACERDA, L.D. & LAI, C.T. (2019)** Trace metals and persistent organic pollutants contamination in batoids (Chondrichthyes: Batoidea): A systematic review. *Environmental Pollution*, 248: 684-695 <https://dx.doi.org/10.1016/j.envpol.2019.02.070>
- BIERWAGEN, S.L. & PETHYBRIDGE, H. & HEUPEL, M.R. & CHIN, A. & SIMPFENDORFER, C.A. (2019)** Trophic niches determined from fatty acid profiles of sympatric coral reef mesopredators. *Marine Ecology Progress Series*, 632: 159-174 <https://dx.doi.org/10.3354/meps13150>
- BILECENOĞLU, M. (2019)** First record of *Aetomylaeus bovinus* (Geoffroy St. Hilaire, 1817) (Elasmobranchii: Myliobatidae), from the Sea of Marmara. *Journal of the Black Sea Mediterranean Environment*, 25 (2): 182-187
- BLANCO, M. & VAZQUEZ, J.A. & PEREZ-MARTIN, R.I. & SOTELO, C.G. (2019)** Collagen Extraction Optimization from the Skin of the Small-Spotted Catshark (*S-canícula*) by Response Surface Methodology. *Marine Drugs*, 17 (1): 40 <https://dx.doi.org/10.3390/md17010040>
- BOGGIO-PASQUA, A. & FLAM, A.L. & MARSHALL, A.D. (2019)** Spotting the “small eyes”: using photo-ID methodology to study a wild population of small eye stingrays (*Megatrygon microps*) in southern Mozambique. *PeerJ*, 7: e7110
- BOISSIN, E. & THORROLD, S.R. & BRAUN, C.D. & ZHOU, Y. & CLUA, E.E. & PLANES, S. (2019)** Contrasting global, regional and local patterns of genetic structure in gray reef shark populations from the Indo-Pacific region. *Scientific Reports*, 9: 15816 <https://dx.doi.org/10.1038/s41598-019-52221-6>
- BOLANO-MARTINEZ, N. & HERNANDEZ-MUNOZ, S. & URIBE-ALCOCER, M. & GALVAN-MAGANA, F. & RITCHIE, P.A. & GARCIA-DE LEON, F.J. & DIAZ-JAIMES, P. (2019)** Population genetic divergence as consequence of past range expansion of the smooth hammerhead shark *Sphyrna zygaena*. *Hydrobiologia*, 837 (1): 31-46 <https://dx.doi.org/10.1007/s10750-019-3957-0>
- BOLDROCCHI, G. & BETTINETTI, R. (2019)** Whale shark foraging on baitfish off Djibouti. *Marine Biodiversity*, 49 (4): 2013–2016 <https://dx.doi.org/10.1007/s12526-018-00934-8>
- BOLDROCCHI, G. & MONTICELLI, D. & MOUSSA OMAR, Y. & BETTINETTI, R. (2019)** Trace elements and POPs in two commercial shark species from Djibouti: Implications for human exposure. *Science of The Total Environment*, 669: 637-648 <https://dx.doi.org/10.1016/j.scitotenv.2019.03.122>
- BOND, M.E. & VALENTIN-ALBANESE, J. & BABCOCK, E.A. & HEITHAUS, M.R. & GRUBBS, R.D. & CERRATO, R. & PETERSON, B.J. & PIKITCH, E.K. & CHAPMAN, D.D. (2019)** Top predators induce habitat shifts in prey within marine protected areas. *Oecologia*, 190 (2): 375–385 <https://dx.doi.org/10.1007/s00442-019-04421-0>
- BONNIN, L. & ROBBINS, W.D. & BOUSSARIE, G. & KISZKA, J.J. & DAGORN, L. & MOUILLOT, D. & VIGLIOLA, L. (2019)** Repeated long-range migrations of adult males in a common Indo-Pacific reef shark. *Coral Reefs*, 38 (6): 1121–1132 <https://dx.doi.org/10.1007/s00338-019-01858-w>
- BOOTH, H. & SQUIRES, D. & MILNER-GULLAND, E.J. (2019)** The neglected complexities of shark fisheries, and priorities for holistic risk-based management. *Ocean & Coastal Management*, 182: 104994 <https://dx.doi.org/10.1016/j.ocecoaman.2019.104994>

- BORNATOWSKI, H. & HUSSEY, N.E. & SAMPAIO, C.L.S. & BARRETO, R.R.P. (2019)** Geographic bias in the media reporting of aquatic versus terrestrial human predator conflicts and its conservation implications. *Perspectives in Ecology and Conservation*, 17 (1): 32-35 <https://dx.doi.org/10.1016/j.pecon.2018.12.004>
- BORODAVKINA, M.V. & CHERNOVA, N.V. & CHEKMENEVA, N.A. (2019)** About New Findings of the Greenland Shark *Somniosus microcephalus* in the Kara Sea. *Journal of Ichthyology*, 59 (4): 623–627 <https://dx.doi.org/10.1134/S0032945219030020>
- BOROWIEC, B.G. (2019)** Whirlpools are hotspots for hungry sharks. *Journal of Experimental Biology*, 222 (21): *Unsp jeb193102* <https://dx.doi.org/10.1242/jeb.193102>
- BOSSEBOEUF, A. & BARON, A. & DUVAL, E. & GAUTIER, A. & SOURDAINE, P. & AUVRAY, P. (2019)** A Potential Antineoplastic Peptide of Human Prostate Cancer Cells Derived from the Lesser Spotted Dogfish (*Scyliorhinus canicula* L.). *Marine Drugs*, 17 (10): 585 <https://dx.doi.org/10.3390/md17100585>
- BOUYOUCOS, I.A. & SIMPFENDORFER, C.A. & RUMMER, J.L. (2019)** Estimating oxygen uptake rates to understand stress in sharks and rays. *Reviews in Fish Biology and Fisheries*, 29 (2): 297–311 <https://dx.doi.org/10.1007/s11160-019-09553-3>
- BRACCINI, J.M. & WALTRICK, D. (2019)** Species-specific at-vessel mortality of sharks and rays captured by demersal longlines. *Marine Policy*, 99: 94-98 <https://dx.doi.org/10.1016/j.marpol.2018.10.033>
- BRADLEY, D. & MAYORGA, J. & MCCAULEY, D.J. & CABRAL, R.B. & DOUGLAS, P. & GAINES, S.D. (2019)** Leveraging satellite technology to create true shark sanctuaries. *Conservation Letters*, 12 (2): *UNSP e12610* <https://dx.doi.org/10.1111/conl.12610>
- BRAME, A.B. & WILEY, T.R. & CARLSON, J.K. & FORDHAM, S.V. & GRUBBS, R.D. & OSBORNE, J. & SCHARER, R.M. & BETHEA, D.M. & POULAKIS, G.R. (2019)** Biology, ecology, and status of the smalltooth sawfish *Pristis pectinata* in the USA. *Endangered Species Research*, 39: 9-23 <https://dx.doi.org/10.3354/esr00952>
- BRAUN, C.D. & GAUBE, P. & SINCLAIR-TAYLOR, T.H. & SKOMAL, G.B. & THORROLD, S.R. (2019)** Mesoscale eddies release pelagic sharks from thermal constraints to foraging in the ocean twilight zone. *Proceedings of the National Academy of Sciences of the United States of America*, 116 (35): 17187-17192 <https://dx.doi.org/10.1073/pnas.1903067116>
- BROADHURST, M.K. & DOMIT, C. & TREVIZANI, T.H. & RAOULT, V. & MILLAR, R.B. (2019)** Mother-embryo isotope fractionation in the pygmy devilray *Mobula kuhlii* cf. *eregoodootenkee*. *Journal of Fish Biology*, 95 (2): 589-593 <https://dx.doi.org/10.1111/jfb.14010>
- BROADHURST, M.K. & LAGLBAUER, B.J.L. & BENNETT, M.B. (2019)** Gestation and size at parturition for *Mobula kuhlii* cf. *eregoodootenkee*. *Environmental Biology of Fishes*, 102 (7): 1009-1014 <https://dx.doi.org/10.1007/s10641-019-00886-3>
- BROWN, C.J. & ROFF, G. (2019)** Life-history traits inform population trends when assessing the conservation status of a declining tiger shark population. *Biological Conservation*, 239: *Unsp 108230* <https://dx.doi.org/10.1016/j.biocon.2019.108230>
- BROWN, J. & BEARD, A. & CLINGHAM, E. & FRICKE, R. & HENRY, L. & WIRTZ, P. (2019)** The fishes of St Helena Island, central Atlantic Ocean-new records and an annotated check-list. *Zootaxa*, 4543 (2): 151-194 <https://dx.doi.org/10.11646/zootaxa.4543.2.1>
- BRUCE, B.D. & HARASTI, D. & LEE, K. & GALLEN, C. & BRADFORD, R. (2019)** Broad-scale movements of juvenile white sharks *Carcharodon carcharias* in eastern Australia from acoustic and satellite telemetry. *Marine Ecology Progress Series*, 619: 1-15 <https://dx.doi.org/10.3354/meps12969>

- BUDDLE, A.L. & VAN DYKE, J.U. & THOMPSON, M.B. & SIMPFENDORFER, C.A. & WHITTINGTON, C.M. (2019)** Evolution of placentotrophy: using viviparous sharks as a model to understand vertebrate placental evolution. *Marine and Freshwater Research*, 70 (7): 908-924 <https://dx.doi.org/10.1071/MF18076>
- BURGOS-VÁZQUEZ, M.I. & CRUZ-ESCALONA, V.H. & GONZÁLEZ-ACOSTA, A.F. (2019)** Biological Notes and Distribution of *Tetronarce californica* (Ayres 1855) (Elasmobranchii: Torpediniformes: Torpedinidae) from the Gulf of California, Mexico. *Thalassas*, 35 (2): 369-374 <https://dx.doi.org/10.1007/s41208-019-00136-4>
- BURGOS-VÁZQUEZ, M.I. & GALVÁN-MAGAÑA, F. & CARRERA-FERNÁNDEZ, M. & OCHOA-BÁEZ, R.I. & ODDONE, M.C. (2019)** Reproductive characteristics and reproductive tract anatomy of the California butterfly ray *Gymnura marmorata* (Myliobatiformes: Gymnuridae). *Journal of Fish Biology*, 95 (2): 490-501 <https://dx.doi.org/10.1111/jfb.13999>
- BURGOS-VÁZQUEZ, M.I. & GONZÁLEZ-GONZÁLEZ, L.V. & MEJÍA-FALLA, P.A. & CRUZ-ESCALONA, V.H. (2019)** First record of monoclasper in the Banded guitarfish, *Zapteryx exasperata* in the Gulf of California, Mexico. *CICIMAR Océánides*, 34(1): 41-44
- BUTLER, J.R.A. & BUSILACCHI, S. & SKEWES, T. (2019)** How resilient is the Torres Strait Treaty (Australia and Papua New Guinea) to global change? A fisheries governance perspective. *Environmental Science & Policy*, 91: 17-26 <https://dx.doi.org/10.1016/j.envsci.2018.10.005>
- BYRNE, M.E. & VAUDO, J.J. & HARVEY, G.C.M. & JOHNSTON, M.W. & WETHERBEE, B.M. & SHIVJI, M. (2019)** Behavioral response of a mobile marine predator to environmental variables differs across ecoregions. *Ecography*, 42 (9): 1569-1578 <https://dx.doi.org/10.1111/ecog.04463>
- CABANILLAS-TORPOCO, M. & FORSBERG, K. & SICCHA-RAMIREZ, R. & CISNEROS, P. & LUQUE, C. & PURIZACA, W. & ASMAT, R. & AMPUERO, C. & RUBIN, R. & VERA, M. (2019)** First description of a giant manta ray fetus *Mobula birostris* (Walbaum 1792) from Tumbes, Peru (Southeast Pacific). *Zootaxa*, 4603 (2): 397-400 <https://dx.doi.org/10.11646/zootaxa.4603.2.12>
- CAGNAZZI, D. & BROADHURST, M.K. & REICHEL-TBRUSHETT, A. (2019)** Metal contamination among endangered, threatened and protected marine vertebrates off south-eastern Australia. *Ecological Indicators*, 107: Unsp 105658 <https://dx.doi.org/10.1016/j.ecolind.2019.105658>
- CAGNAZZI, D. & CONSALES, G. & BROADHURST, M.K. & MARSILI, L. (2019)** Bioaccumulation of organochlorine compounds in large, threatened elasmobranchs off northern New South Wales, Australia. *Marine Pollution Bulletin*, 139: 263-269 <https://dx.doi.org/10.1016/j.marpolbul.2018.12.043>
- CALTABELLOTTA, F.P. & SIDERS, Z.A. & MURIE, D.J. & MOTTA, F.S. & CAILLIET, G.M. & GADIG, O.B.F. (2019)** Age and growth of three endemic threatened guitarfishes *Pseudobatos horkelii*, *P. percellens* and *Zapteryx brevirostris* in the western South Atlantic Ocean. *Journal of Fish Biology*, 95 (5): 1236-1248 <https://dx.doi.org/10.1111/jfb.14123>
- CAPAPÉ, C. & KASSAR, A. & REYNAUD, C. & HEMIDA, F. (2019)** Atypical characteristics in blackmouth catshark, *Galeus melastomus* (Chondrichthyes: Scyliorhinidae) from the Algerian coast (southern Mediterranean Sea). *Thalassia Salentina*, 41: 23-32 <https://dx.doi.org/10.1285/i15910725v41p23>
- CARBONARA, P. & CANNAS, R. & DONNALOIA, M. & MELIS, R. & PORCU, C. & SPEDICATO, M.T. & ZUPA, W. & FOLLESA, M.C. (2019)** On the presence of *Dipturus nidarosiensis* (Storm, 1881) in the Central Mediterranean area. *Peerj*, 7: e7009 <https://dx.doi.org/10.7717/peerj.7009>
- CARDENOSA, D. (2019)** Genetic identification of threatened shark species in pet food and beauty care products. *Conservation Genetics*, 20 (6): 1383-1387 <https://dx.doi.org/10.1007/s10592-019-01221-0>
- CARDENOSA, D. & MERTEN, W. & HYDE, J. (2019)** Prioritizing global genetic capacity building assistance to implement CITES shark and ray listings. *Marine Policy*, 106: 103544 <https://dx.doi.org/10.1016/j.marpol.2019.103544>

- CARLSON, J.K. & HEUPEL, M.R. & YOUNG, C.N. & CRAMP, J.E. & SIMPFENDORFER, C.A. (2019)** Are we ready for elasmobranch conservation success? Comment. *Environmental Conservation*, 46 (4): 264-266 <https://dx.doi.org/10.1017/s0376892919000225>
- CARMO, C.B. & FERRETTE, B.L.S. & CAMARGO, S.M. & ROXO, F.F. & COELHO, R. & GARLA, R.C. & OLIVEIRA, C. & PIERCY, A.N. & BORNATOWSKI, H. & FORESTI, F. & BURGESS, G.H. & MENDONÇA, F.F. (2019)** A new map of the tiger shark (*Galeocerdo cuvier*) genetic population structure in the western Atlantic Ocean: Hypothesis of an equatorial convergence centre. *Aquatic Conservation: Marine and Freshwater Ecosystems*, 29 (5): 760-772 <https://dx.doi.org/10.1002/aqc.3029>
- CARNEIRO, M. & MARTINS, R. & REINER, F. & BATISTA, I. (2019)** Ichthyofauna of Portugal: Taxonomic diversity, common and scientific names of marine fishes Vol. 1 + 2 [Ictiofauna de Portugal: Diversidade taxonómica, nomes comuns e nomes científicos dos peixes marinhos]. *Instituto Português do Mar e da Atmosfera, I.P., Lisboa – Portugal, vol 1 (pp. 376), vol. 2 (154 pp.)*
- CARPENTIER, A.S. & BERTHE, C. & ENDER, I. & JAINE, F.R.A. & MOURIER, J. & STEVENS, G. & DE ROSEMONT, M. & CLUA, E. (2019)** Preliminary insights into the population characteristics and distribution of reef (*Mobula alfredi*) and oceanic (*M. birostris*) manta rays in French Polynesia. *Coral Reefs*, 38 (6): 1197–1210 <https://dx.doi.org/10.1007/s00338-019-01854-0>
- CARPENTIER, A.S. & BERTHE, C. & ENDER, I. & JAINE, F.R.A. & MOURIER, J. & STEVENS, G. & DE ROSEMONT, M. & CLUA, E. (2019)** Correction to: Preliminary insights into the population characteristics and distribution of reef (*Mobula alfredi*) and oceanic (*M. birostris*) manta rays in French Polynesia. *Coral Reefs*, 38 (6): 1353 <https://dx.doi.org/10.1007/s00338-019-01862-0>
- CASHION, M.S. & BAILLY, N. & PAULY, D. (2019)** Official catch data underrepresent shark and ray taxa caught in Mediterranean and Black Sea fisheries. *Marine Policy*, 105: 1-9 <https://dx.doi.org/10.1016/j.marpol.2019.02.041>
- ČETKOVIĆ, I. & PEŠIĆ, A. & JOKSIMOVIĆ, A. & TOMANIĆ, J. & RALEVIĆ, S. (2019)** Morphometric measurements of newborn blue shark *Prionace glauca* (Linnaeus, 1758) and characteristics of its potential parturition areas in coastal waters of Montenegro (Southeastern Adriatic). *Acta Adriatica*, 60 (1): 61-67 <https://dx.doi.org/10.32582/aa.60.1.6>
- CHAPUIS, L. & COLLIN, S.P. & YOPAK, K.E. & MCCAULEY, R.D. & KEMPSTER, R.M. & RYAN, L.A. & SCHMIDT, C. & KERR, C.C. & GENNARI, E. & EGEBERG, C.A. & HART, N.S. (2019)** The effect of underwater sounds on shark behaviour. *Scientific Reports*, 9: 6924 <https://dx.doi.org/10.1038/s41598-019-43078-w>
- CHATZISPYROU, A. & ARONI, M. & LEFKADITOU, E. & KAPIRIS, K. & GIOVOS, I. & ANASTASOPOULOU, A. (2019)** Some biological information on a female kitefin shark, *Dalatias licha* (Bonnaterre, 1788) stranded in the Laconikos gulf of Greece (SE Ionian Sea). *Turkish Journal of Fisheries and Aquatic Sciences*, 19 (12): 1069-1072 https://dx.doi.org/10.4194/1303-2712-v19_12_09
- CHAZEAU, C. & IGLÉSIAS, S.P. & PÉRON, C. & GASCO, N. & MARTIN, A. & DUHAMEL, G. (2019)** Shark by-catch observed in the bottom longline fishery off the Kerguelen Islands in 2006–2016, with a focus on the traveller lantern shark (*Etmopterus viator*). *Second Kerguelen Plateau Symposium: marine ecosystem and fisheries*: 311–327
- CHEN, C. & WANG, Q. & HUANG, H. & VINAYAKA, C.R. & GARAVELLI, J.S. & ARIGHI, C.N. & NATALE, D.A. & WU, C.H. (2019)** PIRSitePredict for protein functional site prediction using position-specific rules. *Database*, 2019: baz026 <https://dx.doi.org/10.1093/database/baz026>
- CHEN, J.D. & LI, J.Y. & LI, Z.B. & YI, R.Z. & SHI, S.J. & WU, K.Y. & LI, Y.S. & WU, S.J. (2019)** Physicochemical and Functional Properties of Type I Collagens in Red Stingray (*Dasyatis akajei*) Skin. *Marine Drugs*, 17 (10): 558 <https://dx.doi.org/10.3390/md17100558>

- CHOI, S. & KIM, S.J. & KIM, E.B. (2019)** Complete mitochondrial DNA sequence of *Raja pulchra* from Yellow Sea and Alaska. *Mitochondrial DNA Part B*, 4 (1): 384-385 <https://dx.doi.org/10.1080/23802359.2018.1547144>
- CLARK, J.A. & BROWN, C. & GILLINGS, M.R. & GARDNER, M. & WILLIAMSON, J.E. & IZZO, C. & DAY, J. (2019)** Characterization of 12 polymorphic microsatellite loci in the Port Jackson Shark, *Heterodontus portusjacksoni* (Meyer, 1793). *Marine Biodiversity*, 49 (1): 505-508 <https://dx.doi.org/10.1007/s12526-017-0772-6>
- CLUSIN, W.T. & WU, T.H. & SHI, L.F. & KAO, P.N. (2019)** Further studies of ion channels in the electroreceptor of the skate through deep sequencing, cloning and cross species comparisons. *Gene*, 718: Unsp 143989 <https://dx.doi.org/10.1016/j.gene.2019.143989>
- COCHRAN, J.E.M. & BRAUN, C.D. & CAGUA, E.F. & CAMPBELL, M.F. & HARDENSTINE, R.S. & KATTAN, A. & PRIEST, M.A. & SINCLAIR-TAYLOR, T.H. & SKOMAL, G.B. & SULTAN, S. & SUN, L. & THORROLD, S.R. & BERUMEN, M.L. (2019)** Multi-method assessment of whale shark (*Rhincodon typus*) residency, distribution, and dispersal behavior at an aggregation site in the Red Sea. *PLoS ONE*, 14 (9): e0222285 <https://dx.doi.org/10.1371/journal.pone.0222285>
- COCKS, L.N. & MEE, J.K.L. & SHEPHERD, A.P. (2019)** First record of recurring reproduction of captive tawny nurse sharks *Nebrius ferrugineus*. *Journal of Fish Biology*, 94 (6): 948-951 <https://dx.doi.org/10.1111/jfb.13963>
- COIRATON, C. & TOVAR-AVILA, J. & GARCES-GARCIA, K.C. & RODRIGUEZ-MADRIGAL, J.A. & GALLEGOS-CAMACHO, R. & CHAVEZ-ARRENQUIN, D.A. & AMEZCUA, F. (2019)** Periodicity of the growth-band formation in vertebrae of juvenile scalloped hammerhead shark *Sphyrna lewini* from the Mexican Pacific Ocean. *Journal of Fish Biology*, 95 (4): 1072-1085 <https://dx.doi.org/10.1111/jfb.14100>
- COLLOCA, F. & SCANNELLA, D. & GERACI, M.L. & FALSONE, F. & GIUSTO, B. & VITALE, S. & DILORENZO, M. & BONO, G. (2019)** British sharks in Sicily: records of long-distance migration of tope shark (*Galeorhinus galeus*) from the north-eastern Atlantic to the Mediterranean Sea. *Mediterranean Marine Science*, 20 (2): 309-313 <https://dx.doi.org/10.12681/mms.18121>
- CONCHA, F.J. & CAIRA, J.N. & EBERT, D.A. & POMPERT, J.H.W. (2019)** Redescription and taxonomic status of *Dipturus chilensis* (Guichenot, 1848), and description of *Dipturus lamillai* sp. nov. (Rajiformes: Rajidae), a new species of long-snout skate from the Falkland Islands. *Zootaxa*, 4590 (5): 501–524 <https://dx.doi.org/10.11646/zootaxa.4590.5.1>
- CRAMPTON, W.G.R. (2019)** Electroreception, electrogenesis and electric signal evolution. *Journal of Fish Biology*, 95 (1): 92-134 <https://dx.doi.org/10.1111/jfb.13922>
- CREAR, D.P. & BRILL, R. & BUSHNELL, P.G. & LATOUR, R.J. & SCHWIETERMAN, G.D. & STEFFEN, R. & WENG, K.C. (2019)** The impacts of warming and hypoxia on the performance of an obligate ram ventilator. *Conservation Physiology*, 7: coz026 <https://dx.doi.org/10.1093/conphys/coz026>
- CRISCITIELLO, M.F. & KRAEV, I. & LANGE, S. (2019)** Deiminated proteins in extracellular vesicles and plasma of nurse shark (*Ginglymostoma cirratum*) - Novel insights into shark immunity. *Fish & Shellfish Immunology*, 92: 249-255 <https://dx.doi.org/10.1016/j.fsi.2019.06.012>
- CROOK, K.A. & BARNETT, A. & SHEAVES, M. & ABRANTES, K. (2019)** Effects of lipid and urea extraction on stable isotope values (delta C-13 and delta N-15) of two batoids: A call for more species-specific investigations. *Limnology and Oceanography, Methods*, 17 (11): 565-574 <https://dx.doi.org/10.1002/lom3.10333>
- CUEVAS, J.M. & GARCIA, M. & HOZBOR, N. & FARIA, V.V. & PAESCH, L. (2019)** Tracing the occurrence of the Critically Endangered smalltooth sawfish *Pristis pectinata* at its southernmost distribution in the Southwest Atlantic Ocean. *Endangered Species Research*, 38: 1-9 <https://dx.doi.org/10.3354/esr00932>

- CULLEN, J.A. & MARSHALL, C.D. (2019)** Do sharks exhibit heterodonty by tooth position and over ontogeny? A comparison using elliptic Fourier analysis. *Journal of Morphology*, 280 (5): 687-700 <https://dx.doi.org/10.1002/jmor.20975>
- CULLEN, J.A. & MARSHALL, C.D. & HALA, D. (2019)** Integration of multi-tissue PAH and PCB burdens with biomarker activity in three coastal shark species from the northwestern Gulf of Mexico. *Science of the Total Environment*, 650: 1158-1172 <https://dx.doi.org/10.1016/j.scitotenv.2018.09.128>
- CURNICK, D.J. & CARLISLE, A.B. & GOLLOCK, M.J. & SCHALLERT, R.J. & HUSSEY, N.E. (2019)** Evidence for dynamic resource partitioning between two sympatric reef shark species within the British Indian Ocean Territory. *Journal of Fish Biology*, 94 (4): 680-685 <https://dx.doi.org/10.1111/jfb.13938>
- CURRIE, J.C. & THORSON, J.T. & SINK, K.J. & ATKINSON, L.J. & FAIRWEATHER, T.P. & WINKER, H. (2019)** A novel approach to assess distribution trends from fisheries survey data. *Fisheries Research*, 214: 98-109 <https://dx.doi.org/10.1016/j.fishres.2019.02.004>
- DA SILVA FERRETTE, B.L. & DOMINGUES, R.R. & USSAMI, L.H.F. & MORAES, L. & DE OLIVEIRA MAGALHÃES, C. & DE AMORIM, A.F. & WAGNER SILVA HILSDORF, A. & OLIVEIRA, C. & FORESTI, F. & MENDONÇA, F.F. (2019)** DNA-based species identification of shark finning seizures in Southwest Atlantic: implications for wildlife trade surveillance and law enforcement. *Biodiversity and Conservation*, 28: 4007-4025 <https://dx.doi.org/10.1007/s10531-019-01862-0>
- DA SILVA, J.P.C.B. & LOBODA, T.S. (2019)** Potamotrygon marquesi, a new species of neotropical freshwater stingray (Potamotrygonidae) from the Brazilian Amazon Basin. *Journal of Fish Biology*, 95 (2): 594-612 <https://dx.doi.org/10.1111/jfb.14050>
- DAGOSTA, F.C.P. & DE PINNA, M. (2019)** The Fishes of the Amazon: Distribution and Biogeographical Patterns, with a Comprehensive List of Species. *Bulletin of the American Museum of Natural History*, 431 (1): <https://dx.doi.org/10.1206/0003-0090.431.1.1>
- D'ALBERTO, B.M. & CARLSON, J.K. & PARDO, S.A. & SIMPFENDORFER, C.A. (2019)** Population productivity of shovelnose rays: Inferring the potential for re-recovery. *PLoS ONE*, 14 (11): e0225183 <https://dx.doi.org/10.1371/journal.pone.0225183>
- DALEY, R.K. & HOBDA, A.J. & SEMMENS, J.M. (2019)** Simulation-based evaluation of reserve network performance for *Centrophorus zeehaani* (Centrophoridae): a protected deep-sea gulper shark. *ICES Journal of Marine Science*, 76 (7): 2318-2328 <https://dx.doi.org/10.1093/icesjms/fsz087>
- DALY-ENGEL, T.S. & BAREMORE, I.E. & GRUBBS, R.D. & GULAK, S.J.B. & GRAHAM, R.T. & ENZENUER, M.P. (2019)** Resurrection of the sixgill shark *Hexanchus vitulus* Springer & Waller, 1969 (Hexanchiformes, Hexanchidae), with comments on its distribution in the northwest Atlantic Ocean. *Marine Biodiversity*, 49 (2): 759-768 <https://dx.doi.org/10.1007/s12526-018-0849-x>
- DAVIS, M.M. & SUAREZ-MOO, P.D. & DALY-ENGEL, T.S. (2019)** Genetic structure and congeneric range overlap among sharpnose sharks (genus *Rhizoprionodon*) in the Northwest Atlantic Ocean. *Canadian Journal of Fisheries and Aquatic Sciences*, 76 (7): 1203-1211 <https://dx.doi.org/10.1139/cjfas-2018-0019>
- DAY, J. & CLARK, J.A. & WILLIAMSON, J.E. & BROWN, C. & GILLINGS, M. (2019)** Population genetic analyses reveal female reproductive philopatry in the oviparous Port Jackson shark. *Marine and Freshwater Research*, 70 (7): 986-994 <https://dx.doi.org/10.1071/MF18255>
- DCNA (2019)** The Yarari Marine Mammal and Shark Sanctuary. *Dutch Caribbean Nature Alliance*, 66pp.
- DE OLIVEIRA AFONSO CORDEIRO, L. & ODDONE, M.C. (2019)** Diversity and abundance of hatched skate (Chondrichthyes: Elasmobranchii: Rajoidei) egg cases at Cassino Beach, Rio Grande Do Sul, Brazil. *Boletín de la Sociedad Zoológica del Uruguay*, 28 (2): 38-58 <https://dx.doi.org/10.26462/28.2.1>

- DE OLIVEIRA, L.R. & DE CARVALHO, M.R. & SOARES, M.C. (2019)** Caudal musculature in ground sharks, Carcharhiniformes, with remarks on their phylogenetic interrelationships. *Journal of Morphology*, 280 (1): 68-77 <https://dx.doi.org/10.1002/jmor.20916>
- DEL V. GONZÁLEZ-GONZÁLEZ, L. & EHEMANN, N.R. (2019)** Length–weight relationships of six elasmobranch species captured at the artisanal fishery of Margarita Island, Venezuela. *Journal of Applied Ichthyology*, 35 (2): 594-596 <https://dx.doi.org/10.1111/jai.13832>
- DELORENZO, J. & TECHERA, E.J. (2019)** Ensuring good governance of marine wildlife tourism: a case study of ray-based tourism at Hamelin Bay, Western Australia. *Asia Pacific Journal of Tourism Research*, 24 (2): 121-135 <https://dx.doi.org/10.1080/10941665.2018.1541186>
- DELSER, P.M. & CORRIGAN, S. & DUCKETT, D. & SUWALSKI, A. & VEUILLE, M. & PLANES, S. & NAYLOR, G.J.P. & MONA, S. (2019)** Demographic inferences after a range expansion can be biased: the test case of the blacktip reef shark (*Carcharhinus melanopterus*). *Heredity*, 122 (6): 759-769 <https://dx.doi.org/10.1038/s41437-018-0164-0>
- DENG, Z.C. & CHEN, J.C. & SONG, N. & LI, Y.Z. & HAN, Z.Q. (2019)** Genetic Homogeneity among Bull Sharks *Carcharhinus leucas* in the South China Sea. *Pakistan Journal of Zoology*, 51 (4): 1281-1288 <https://dx.doi.org/10.17582/journal.pjz/2019.51.4.1281.1288>
- DEVAUX, J.B.L. & HICKEY, A.J.R. & RENSHAW, G.M.C. (2019)** Mitochondrial plasticity in the cerebellum of two anoxia-tolerant sharks: contrasting responses to anoxia/re-oxygenation. *Journal of Experimental Biology*, 222 (6): UNSP jeb191353 <https://dx.doi.org/10.1242/jeb.191353>
- DEVLOO-DELVA, F. & MAES, G.E. & HERNANDEZ, S.I. & MCALLISTER, J.D. & GUNASEKERA, R.M. & GREWE, P.M. & THOMSON, R.B. & FEUTRY, P. (2019)** Accounting for kin sampling reveals genetic connectivity in Tasmanian and New Zealand school sharks, *Galeorhinus galeus*. *Ecology and Evolution*, 9 (8): 4465-4472 <https://dx.doi.org/10.1002/ece3.5012>
- DEZFULI, B.S. & MANERA, M. & BOSI, G. & MERELLA, P. & DEPASQUALE, J.A. & GIARI, L. (2019)** Description of epithelial granular cell in catshark spiral intestine: Immunohistochemistry and ultrastructure. *Journal of Morphology*, 280 (2): 205-213 <https://dx.doi.org/10.1002/jmor.20932>
- DI SANTO, V. & BLEVINS, E.L. & LAUDER, G.V. (2019)** Ocean acidification and warming affect skeletal mineralization in a marine fish. *Proceedings of the Royal Society B: Biological Sciences*, 286 (1894): 20182187 <https://dx.doi.org/10.1098/rspb.2018.2187>
- DIMENS, P.V. & WILLIS, S. & GRUBBS, R.D. & PORTNOY, D.S. (2019)** A genomic assessment of movement and gene flow around the South Florida vicariance zone in the migratory coastal blacknose shark, *Carcharhinus acronotus*. *Marine Biology*, 166 (7): 86 <https://dx.doi.org/10.1007/s00227-019-3533-1>
- DO, R. & LU, L.Q. & STRAUSS, M.B. (2019)** Toxic inoculation associated with a presumptive stingray injury. *Undersea and Hyperbaric Medicine*, 46 (5): 719-722
- DOCAMPO-SEARA, A. & LANOIZELET, M. & LAGADEC, R. & MAZAN, S. & CANDAL, E. & RODRIGUEZ, M.A. (2019)** Mitral cell development in the olfactory bulb of sharks: evidences of a conserved pattern of glutamatergic neurogenesis. *Brain Structure & Function*, 224 (7): 2325-2341 <https://dx.doi.org/10.1007/s00429-019-01906-9>
- DOCAMPO-SEARA, A. & SANTOS-DURAN, G.N. & CANDAL, E. & DIAZ, M.A.R. (2019)** Expression of radial glial markers (GFAP, BLBP and GS) during telencephalic development in the catshark (*Scyliorhinus canicula*). *Brain Structure & Function*, 224 (1): 33-56 <https://dx.doi.org/10.1007/s00429-018-1758-2>
- DOHERTY, P.D. & BAXTER, J.M. & GODLEY, B.J. & GRAHAM, R.T. & HALL, G. & HALL, J. & HAWKES, L.A. & HENDERSON, S.M. & JOHNSON, L. & SPEEDIE, C. & WITZ, M.J. (2019)** Seasonal changes in

basking shark vertical space use in the north-east Atlantic. *Marine Biology*, 166 (10): 129
<https://dx.doi.org/10.1007/s00227-019-3565-6>

DOLGANOV, V.N. (2019) On the Little-Known Sharks *Etmopterus villosus* (Etmopteridae) and *Scymnodalatis sherwoodi* (Somniosidae) from the Pacific Ocean. *Journal of Ichthyology*, 59 (2): 275–279
<https://dx.doi.org/10.1134/S003294521902005X>

DOLGANOV, V.N. (2019) On the Capture of a Blue Shark, *Prionace glauca* (Carcharhinidae), in Peter the Great Bay, Sea of Japan. *Journal of Ichthyology*, 59 (3): 430–431
<https://dx.doi.org/10.1134/S0032945219030044>

DOMINGUES, R.R. & BRUELS, C.C. & GADIG, O.B.F. & CHAPMAN, D.D. & HILSDORF, A.W.S. & SHIVJI, M.S. (2019) Genetic connectivity and phylogeography of the night shark (*Carcharhinus signatus*) in the western Atlantic Ocean: Implications for conservation management. *Aquatic Conservation: Marine and Freshwater Ecosystems*, 29 (1): 102-114 <https://dx.doi.org/10.1002/aqc.2961>

DOMINGUES, R.R. & GARRONE-NETO, D. & HILSDORF, A.W.S. & GADIG, O.B.F. (2019) Use of mucus as a non-invasive sampling method for DNA barcoding of stingrays and skates (batoid elasmobranchs). *Journal of Fish Biology*, 94 (3): 512-516 <https://dx.doi.org/10.1111/jfb.13919>

DONNELLY, K.A. & STACY, N.I. & GUTTRIDGE, T.L. & BURNS, C. & MYLNICZENKO, N. (2019) Evaluation of Comprehensive Coelomic Fluid Analysis through Coelomic Pore Sampling as a Novel Diagnostic Tool in Elasmobranchs. *Journal of Aquatic Animal Health*, 31 (2): 173-185 <https://dx.doi.org/10.1002/aah.10066>

DOS SANTOS, D.A. & AFFONSO, I.D. & MESSAGE, H.J. & OKADA, E.K. & GOMES, L.C. & BORNATOWSKI, H. & VITULE, J.R.S. (2019) Societal perception, impacts and judgment values about invasive freshwater stingrays. *Biological Invasions*, 21 (12): 3593-3606 <https://dx.doi.org/10.1007/s10530-019-02071-0>

DOS SANTOS, J.M. & DOS SANTOS, J.C. & MARQUES, E.E. & DE ARAUJO, G.C. & SEIBERT, C.S. & LOPES-FERREIRA, M. & CARLA, L. (2019) Stingray (*Potamotrygon rex*) maturity is associated with inflammatory capacity of the venom. *Toxicon*, 163: 74-83 <https://dx.doi.org/10.1016/j.toxicon.2019.03.013>

DOWNING, N. & LEENEY, R.H. (2019) Smalltooth sawfish (*Pristis pectinata* Latham, 1794) in the Casamance River, Senegal: A historical perspective. *Aquatic Conservation: Marine and Freshwater Ecosystems*, 29 (1): 72-84 <https://dx.doi.org/10.1002/aqc.2951>

DREW, M. & ROGERS, P. & LLOYD, M. & HUVEENEERS, C. (2019) Seasonal occurrence and site fidelity of juvenile bronze whalers (*Carcharhinus brachyurus*) in a temperate inverse estuary. *Marine Biology*, 166 (5): 56
<https://dx.doi.org/10.1007/s00227-019-3500-x>

DRIGGERS, W.B. & HANNAN, K.M. (2019) Efficacy of 2 common bait types in reducing bycatch of coastal sharks on bottom longline gear in the absence of choice. *Fishery Bulletin*, 117 (3): 189-195
<https://dx.doi.org/10.7755/fb.117.3.6>

DRYMON, J.M. & FELDHEIM, K. & FOURNIER, A.M.V. & SEUBERT, E.A. & JEFFERSON, A.E. & KROETZ, A.M. & POWERS, S.P. (2019) Tiger sharks eat songbirds: scavenging a windfall of nutrients from the sky. *Ecology*, 100 (9): UNSP e02728 <https://dx.doi.org/10.1002/ecy.2728>

DRYMON, J.M. & FELDHEIM, K. & FOURNIER, A.M.V. & SEUBERT, E.A. & JEF-FERSON, A.E. & KROETZ, A.M. & POWERS, S.P. (2019) Tiger sharks eat songbirds: reply. *Ecology*, 100 (11): e02870
<https://dx.doi.org/10.1002/ecy.2870>

DU, J.G. & CHEN, Z.H. & XIE, M.L. & CHEN, M.R. & ZHENG, X.Q. & LIAO, J.J. & CHEN, B. (2019) Analysis of organic carbon sources in tropical seagrass fish: a case study of the east coast of Hainan Province. *Marine Biology Research*, 15 (8-9): 513-522 <https://dx.doi.org/10.1080/17451000.2019.1673896>

- DUARTE-NETO, P. & RODRIGUES, J. & LESSA, R. (2019)** Shape analysis of shark jaws as a tool to identify species involved in incidents with humans. *Journal of Forensic and Legal Medicine*, 64: 23-27
<https://dx.doi.org/10.1016/j.jflm.2019.03.008>
- DUBOIS, A. & SERET, B. (2019)** A justified emendation for a specific nomen of shark (Chondrichthyes), with comments on some Articles of the Code. *Bionomina*, 15: 59–62 <https://dx.doi.org/10.11646/bionomina.15.1.5>
- DUCATEZ, S. (2019)** Which sharks attract research? Analyses of the distribution of research effort in sharks reveal significant non-random knowledge biases. *Reviews in Fish Biology and Fisheries*, 29 (2): 355-367
<https://dx.doi.org/10.1007/s11160-019-09556-0>
- DUCHATELET, L. & CLAES, J.M. & MALLEFET, J. (2019)** Embryonic expression of encephalopsin supports bioluminescence perception in lanternshark photophores. *Marine Biology*, 166 (2): 21
<https://dx.doi.org/10.1007/s00227-019-3473-9>
- DUCHATELET, L. & DELROISSE, J. & FLAMMANG, P. & MAHILLON, J. & MALLEFET, J. (2019)** *Etmopterus spinax*, the velvet belly lanternshark, does not use bacterial luminescence. *Acta Histochemica*, 121 (4): 516-521 <https://dx.doi.org/10.1016/j.acthis.2019.04.010>
- DUCHATELET, L. & DELROISSE, J. & MALLEFET, J. (2019)** Melanin-concentrating hormone is not involved in luminescence emission in the velvet belly lanternshark, *Etmopterus spinax*. *Marine Biology*, 166 (11):140
<https://dx.doi.org/10.1007/s00227-019-3590-5>
- DUCHATELET, L. & PINTE, N. & TOMITA, T. & SATO, K. & MALLEFET, J. (2019)** Etmopteridae bioluminescence: dorsal pattern specificity and aposematic use. *Zoological Letters*, 5: 9
<https://dx.doi.org/10.1186/s40851-019-0126-2>
- DUHAMEL, G. & PÉRON, C. & SINÈGRE, R. & CHAZEAU, C. & GASCO, N. & HAUTECŒUR, M. & MARTIN, A. & DURAND, I. & CAUSSE, R. (2019)** Important readjustments in the biomass and distribution of groundfish species in the northern part of the Kerguelen Plateau and Skiff Bank. In: *Welsford, D., J. Dell and G. Duhamel (Eds). The Kerguelen Plateau: marine ecosystem and fisheries. Proceedings of the Second Symposium. [PDF] Australian Antarctic Division, Kingston, Tasmania, Australia. ISBN: 978-1-876934-30-9: pp. 135-184*
- DUTTON, J. & GIOIA, K.A. (2019)** Fecundity and Embryonic Development of Spiny Dogfish in the Northwest Atlantic Ocean. *Transactions of the American Fisheries Society*, 148 (1): 48-57
<https://dx.doi.org/10.1002/tafs.10116>
- DUTTON, J. & VENUTI, V.M. (2019)** Comparison of Maternal and Embryonic Trace Element Concentrations in Common Thresher Shark (*Alopias vulpinus*) Muscle Tissue. *Bulletin of Environmental Contamination and Toxicology*, 103 (3): 380-384 <https://dx.doi.org/10.1007/s00128-019-02667-1>
- DWYER, R.G. & CAMPBELL, H.A. & PILLANS, R.D. & WATTS, M.E. & LYON, B.J. & GURU, S.M. & DINH, M.N. & POSSINGHAM, H.P. & FRANKLIN, C.E. (2019)** Using individual-based movement information to identify spatial conservation priorities for mobile species. *Conservation Biology*, 33 (6): 1426-1437
<https://dx.doi.org/10.1111/cobi.13328>
- DZIERGWA, J. & SINGH, S. & BRIDGES, C.R. & KERWATH, S.E. & ENAX, J. & AUERSWALD, L. (2019)** Acid-base adjustments and first evidence of denticle corrosion caused by ocean acidification conditions in a demersal shark species. *Scientific Reports*, 9: 18668
- DZYUBA, V. & NINHAUS-SILVEIRA, A. & KAHANEC, M. & VERISSIMO-SILVEIRA, R. & RODINA, M. & HOLT, W.V. & DZYUBA, B. (2019)** Sperm motility in ocellate river stingrays: evidence for post-testicular sperm maturation and capacitation in Chondrichthyes. *Journal of Zoology*, 307 (1): 9-16
<https://dx.doi.org/10.1111/jzo.12610>

- DZYUBA, V. & SAMPELS, S. & NINHAUS-SILVEIRA, A. & KAHANEC, M. & VERISSIMO-SILVEIRA, R. & RODINA, M. & COSSON, J. & BORYSHPOLETS, S. & SELINGER, M. & STERBA, J. & DZYUBA, B. (2019)** Sperm motility and lipid composition in internally fertilizing ocellate river stingray *Potamotrygon motoro*. *Theriogenology*, 130: 26-35 <https://dx.doi.org/10.1016/j.theriogenology.2019.02.029>
- EAGDERI, S. & FRICKE, R. & ESMAEILI, H.R. & JALILI, P. (2019)** Annotated checklist of the fishes of the Persian Gulf: Diversity and conservation status. *Iranian Journal of Ichthyology*, 6 (Suppl. 1): 1-171 <https://dx.doi.org/10.22034/iji.v6i0.454>
- EBERT, D.A. & AKHILESH, K.V. & WEIGMANN, S. (2019)** *Planonasmus indicus* sp. n., a new species of pygmy false catshark (Chondrichthyes: Carcharhiniformes: Pseudotriakidae), with a revised diagnosis of the genus and key to the family. *Marine Biodiversity*, 49 (3), 1321–1341 <https://dx.doi.org/10.1007/s12526-018-0915-4>
- EBERT, D.A. & LESLIE, R.W. (2019)** *Leucoraja elaineae* sp. nov., a new rough skate (Rajiformes: Rajidae) from the Western Indian Ocean. *Zootaxa*, 4691 (3): 225–234 <https://dx.doi.org/10.11646/zootaxa.4691.3.3>
- EDWARDS, J.E. & HILTZ, E. & BROELL, F. & BUSHNELL, P.G. & CAMPANA, S.E. & CHRISTIANSEN, J.S. & DEVINE, B.M. & GALLANT, J.J. & HEDGES, K.J. & MACNEIL, M.A. & MCMEANS, B.C. & NIELSEN, J. & PRÆBEL, K. & SKOMAL, G.B. & STEFFENSEN, J.F. & WALTER, R.P. & WATANABE, Y.Y. & VANDER-ZWAAG, D.L. & HUSSEY, N.E. (2019)** Advancing Research for the Management of Long-Lived Species: A Case Study on the Greenland Shark. *Frontiers in Marine Science*, 6: 87 <https://dx.doi.org/10.3389/fmars.2019.00087>
- EDWARDS, J.E. & PRATT, J. & TRESS, N. & HUSSEY, N.E. (2019)** Thinking deeper: Uncovering the mysteries of animal movement in the deep sea. *Deep Sea Research Part I: Oceanographic Research Papers*, 146: 24-43 <https://dx.doi.org/10.1016/j.dsr.2019.02.006>
- EGERBERG, C.A. & KEMPSTER, R.M. & HART, N.S. & RYAN, L. & CHAPUIS, L. & KERR, C.C. & SCHMIDT, C. & GENNARI, E. & YOPAK, K.E. & COLLIN, S.P. (2019)** Not all electric shark deterrents are made equal: Effects of a commercial electric anklet deterrent on white shark behaviour. *PLoS ONE*, 14 (3): e0212851 <https://dx.doi.org/10.1371/journal.pone.0212851>
- EHEMANN, N.R. & ABITIA-CARDENAS, L.A. & NAVIA, A.F. & MEJÍA-FALLA, P.A. & CRUZ-ESCALONA, V.H. (2019)** Zeros as a result in diet studies, is this really bad? *Rhinoptera steindachneri* as a case study. *Journal of the Marine Biological Association of the United Kingdom*, 99 (7): 1661-1666 <https://dx.doi.org/10.1017/S0025315419000511>
- EHEMANN, N.R. & GONZÁLEZ-GONZÁLEZ, L.D.V. & TAGLIAFICO, A. & WEIGMANN, S. (2019)** Updated taxonomic list and conservation status of chondrichthyans from the exclusive economic zone of Venezuela, with first generic and specific records. *Journal of Fish Biology*, 95 (3): 753-771 <https://dx.doi.org/10.1111/jfb.14061>
- ELISIO, M. & AWRUCH, C.A. & MASSA, A.M. & MACCHI, G.J. & SOMOZA, G.M. (2019)** Effects of temperature on the reproductive physiology of female elasmobranchs: The case of the narrownose smoothhound shark (*Mustelus schmitti*). *General and Comparative Endocrinology*, 284: 113242 <https://dx.doi.org/10.1016/j.ygcen.2019.113242>
- EL LAKHRACH, H. & HATTOUR, A. & JARBOUI, O. & BRADAI, M.N. & ESPLA, A.A.R. (2019)** Spatial and temporal variations of inshore demersal fishes in the Gulf of Gabes (Tunisia, Central Mediterranean Sea). *Journal of Coastal Conservation*, 23 (3): 521-530 <https://dx.doi.org/10.1007/s11852-019-00681-3>
- ELSTON, C. & COWLEY, P.D. & VON BRANDIS, R.G. (2019)** Movement patterns of juvenile porcupine rays *Urogymnus asperrimus* at a remote atoll: a potential nursery ground within a proposed marine protected area. *Environmental Biology of Fishes*, 102 (12): 1485-1498 <https://dx.doi.org/10.1007/s10641-019-00927-x>

- EMERY, T.J. & NORIEGA, R. & WILLIAMS, A.J. & LARCOMBE, J. (2019)** Measuring congruence between electronic monitoring and logbook data in Australian Commonwealth longline and gillnet fisheries. *Ocean & Coastal Management*, 168: 307-321 <https://dx.doi.org/10.1016/j.ocecoaman.2018.11.003>
- ENGELBRECHT, T.M. & KOCK, A.A. & O'RIAIN, M.J. (2019)** Running scared: when predators become prey. *Ecosphere*, 10 (1): e02531 <https://dx.doi.org/10.1002/ecs2.2531>
- ERGUDEN, D. & AYAS, D. & GURLEK, M. & KARAN, S. & TURAN, C. (2019)** First documented smoothback angelshark *Squatina oculata* Bonaparte, 1840 from the North-Eastern Mediterranean Sea, Turkey. *Cahiers De Biologie Marine*, 60 (2): 189-194 <https://dx.doi.org/10.21411/cbm.a.23607ff9>
- ESCALLE, L. & GAERTNER, D. & CHAVANCE, P. & MURUA, H. & SIMIER, M. & PASCUAL-ALAYON, P.J. & MENARD, F. & RUIZ, J. & ABASCAL, F. & MERIGOT, B. (2019)** Catch and bycatch captured by tropical tuna purse-seine fishery in whale and whale shark associated sets: comparison with free school and FAD sets. *Biodiversity and Conservation*, 28 (2): 467-499 <https://dx.doi.org/10.1007/s10531-018-1672-1>
- ESPINOZA, M. & MATLEY, J. & HEUPEL, M.R. & TOBIN, A.J. & FISK, A.T. & SIMPFENDORFER, C.A. (2019)** Multi-tissue stable isotope analysis reveals resource partitioning and trophic relationships of large reef-associated predators. *Marine Ecology Progress Series*, 615: 159-176 <https://dx.doi.org/10.3354/meps12915>
- ESTUPIÑÁN-MONTAÑO, C. & CEDEÑO-FIGUEROA, L. & ESTUPIÑÁN-ORTIZ, J.F. & GALVÁN-MAGAÑA, F. & SANDOVAL-LONDOÑO, A. & CASTAÑEDA-SUAREZ, D. & POLO-SILVA, C.J. (2019)** Feeding habits and trophic level of the smooth hammerhead shark, *Sphyrna zygaena* (Carcharhiniformes: Sphyrnidae), off Ecuador. *Journal of the Marine Biological Association of the United Kingdom*, 99 (3): 673-680 <https://dx.doi.org/10.1017/S0025315418000474>
- ESTUPIÑÁN-MONTAÑO, C. & GALVÁN-MAGAÑA, F. & SÁNCHEZ-GONZÁLEZ, A. & ELORRIAGA-VERPLANCKEN, F.R. & DELGADO-HUERTAS, A. & PÁEZ-ROSAS, D. (2019)** Dietary ontogeny of the blue shark, *Prionace glauca*, based on the analysis of $\delta^{13}\text{C}$ and $\delta^{15}\text{N}$ in vertebrae. *Marine Biology*, 166 (8):101 <https://dx.doi.org/10.1007/s00227-019-3550-0>
- EVERY, S.L. & FULTON, C.J. & PETHYBRIDGE, H.R. & KYNE, P.M. & CROOK, D.A. (2019)** A Seasonally Dynamic Estuarine Ecosystem Provides a Diverse Prey Base for Elasmobranchs. *Estuaries and Coasts*, 42 (2): 580-595 <https://dx.doi.org/10.1007/s12237-018-0458-8>
- FARRAG, M.M.S. & EL-NAGGAR, H.A. & ABOU-MAHMOUD, M.M.A. & ALABSSAWY, A.N. & AHMED, H.O. & ABO-TALEB, H.A. & KOSTAS, K. (2019)** Marine biodiversity patterns off Alexandria area, southeastern Mediterranean Sea, Egypt. *Environmental Monitoring and Assessment*, 191 (6): 367 <https://dx.doi.org/10.1007/s10661-019-7471-7>
- FAUCONNET, L. & PHAM, C.K. & CANHA, A. & AFONSO, P. & DIOGO, H. & MACHETE, M. & SILVA, H.M. & VANDEPERRE, F. & MORATO, T. (2019)** An overview of fisheries discards in the Azores. *Fisheries Research*, 209: 230-241 <https://dx.doi.org/10.1016/j.fishres.2018.10.001>
- FAYETTE, M.A. & ROSE, J.B. & HUNTER, R.P. & BOWMAN, M.R. & PROUDFOOT, J.S. (2019)** Naïve-Pooled Pharmacokinetics of Ceftiofur Crystalline free Acid after single Intramuscular Administration in Smooth Dogfish (*Mustelus canis*). *Journal of Zoo and Wildlife Medicine*, 50 (2): 466-469 <https://dx.doi.org/10.1638/2018-0104>
- FAZIO, F. & IARIA, C. & SAOCA, C. & SURACI, V. & PICCIONE, G. & MARINO, F. (2019)** Haematological characterization in the blackmouth catshark *Galeus melastomus* Rafinesque, 1810 caught in the lower Tyrrhenian Sea. *Cahiers De Biologie Marine*, 60 (4): 353-359 <https://dx.doi.org/10.21411/cbm.a.7b66f468>
- FEITOSA, L.M. & MARTINS, A.P.B. & LESSA, R.P.T. & BARBIERI, R. & NUNES, J.L.S. (2019)** Daggernose Shark: An Elusive Species from Northern South America. *Fisheries*, 44 (3): 144-147 <https://dx.doi.org/10.1002/fsh.10205>

- FELIX-LOPEZ, D.G. & BOLANO-MARTINEZ, N. & DIAZ-JAIMES, P. & ONATE-GONZALEZ, E.C. & RAMIREZ-PEREZ, J.S. & GARCIA-RODRIGUEZ, E. & CORRO-ESPINOSA, D. & OSUNA-SOTO, J.E. & SAAVEDRA-SOTELO, N.C. (2019)** Possible female philopatry of the smooth hammerhead shark *Sphyrna zygaena* revealed by genetic structure patterns. *Journal of Fish Biology*, 94 (4): 671-679
<https://dx.doi.org/10.1111/jfb.13949>
- FENG, M. & BIAN, H. & WU, X. & FU, T. & FU, Y. & HONG, J. & FLEMING, B.D. & FLAJNIK, M.F. & HO, M. (2019)** Construction and next-generation sequencing analysis of a large phage-displayed VNAR single-domain antibody library from six naïve nurse sharks. *Antibody Therapeutics*, 2 (1): 1-11
<https://dx.doi.org/10.1093/abt/tby011>
- FERNANDO, D. & BOWN, R.M.K. & TANNA, A. & GOBIRAJ, R. & RALICKI, H. & JOCKUSCH, E.L. & EBERT, D.A. & JENSEN, K. & CAIRA, J.N. (2019)** New insights into the identities of the elasmobranch fauna of Sri Lanka. *Zootaxa*, 4585 (2): 201–238
<https://dx.doi.org/10.11646/zootaxa.4585.2.1>
- FERRANDO, S. & AMAROLI, A. & GALLUS, L. & AICARDI, S. & DI BLASI, D. & CHRISTIANSEN, J.S. & VACCHI, M. & GHIGLIOTTI, L. (2019)** Secondary Folds Contribute Significantly to the Total Surface Area in the Olfactory Organ of Chondrichthyes. *Frontiers in Physiology*, 10: 245
<https://dx.doi.org/10.3389/fphys.2019.00245>
- FERRANDO, S. & AMAROLI, A. & GALLUS, L. & AICARDI, S. & DI BLASI, D. & VACCHI, M. & GHIGLIOTTI, L. (2019)** The Olfactory Organ of *Torpedo marmorata* Risso, 1810: Morphology, Histology, and NOS-like Immunoreactivity. *Bulletin of Environmental and Life Sciences*, 1:
- FERRETTE, B.L.S. & DOMINGUES, R.R. & ROTUNDO, M.M. & MIRANDA, M.P. & BUNHOLI, I.V. & DE BIASI, J.B. & OLIVEIRA, C. & FORESTI, F. & MENDONÇA, F.F. (2019)** DNA Barcode Reveals the Bycatch of Endangered Batoids Species in the Southwest Atlantic: Implications for Sustainable Fisheries Management and Conservation Efforts. *Genes*, 10 (4): 304
<https://dx.doi.org/10.3390/genes10040304>
- FILIZ, H. (2019)** Year-Round Aggregation of Sandbar Shark, *Carcharhinus plumbeus* (Nardo, 1827), in Boncuk Cove in the southern Aegean Sea, Turkey (Carcharhiniformes: Carcharhinidae). *Zoology in the Middle East*, 65 (1): 35-39
<https://dx.doi.org/10.1080/09397140.2018.1540148>
- FINUCCI, B. & DUFFY, C.A.J. & FRANCIS, M.P. & GIBSON, C. & KYNE, P.M. (2019)** The extinction risk of New Zealand chondrichthyans. *Aquatic Conservation: Marine and Freshwater Ecosystems*, 29 (5): 783-797
<https://dx.doi.org/10.1002/aqc.3053>
- FINUCCI, B. & DUNN, M.R. & ARNOLD, R. (2019)** Using length–mass relationships to estimate life history: an application to deep-sea fishes. *Canadian Journal of Fisheries and Aquatic Sciences*, 76 (5): 723-739
<https://dx.doi.org/10.1139/cjfas-2018-0017>
- FINUCCI, B. & DUNN, M.R. & JONES, E.G. (2019)** Corrigendum: Aggregations and associations in deep-sea chondrichthyans (vol 75, pg 1613, 2018). *ICES Journal of Marine Science*, 76 (2): 466
<https://dx.doi.org/10.1093/icesjms/fsz008>
- FISH, F.E. & KOLPAS, A. & CROSSETT, A. & DUDAS, M.A. & MOORED, K.W. & BART-SMITH, H. (2019)** Kinematics of swimming of the manta ray: three-dimensional analysis of open-water maneuverability. *Journal of Experimental Biology*, 221(6): jeb.166041
<https://dx.doi.org/10.1242/jeb.166041>
- FONSECA, E.S.S. & RUIVO, R. & MACHADO, A.M. & CONRADO, F. & TAY, B.H. & VENKATESH, B. & SANTOS, M.M. & CASTRO, L.F.C. (2019)** Evolutionary Plasticity in Detoxification Gene Modules: The Preservation and Loss of the Pregnane X Receptor in Chondrichthyes Lineages. *International Journal of Molecular Sciences*, 20 (9): 2331
<https://dx.doi.org/10.3390/ijms20092331>
- FOTEDAR, S. & LUKEHURST, S. & JACKSON, G. & SNOW, M. (2019)** Molecular tools for identification of shark species involved in depredation incidents in Western Australian fisheries. *Plos One*, 14 (1): e0210500
<https://dx.doi.org/10.1371/journal.pone.0210500>

- FOURRIERE, M. & ALVARADO, J.J. & CORTES, J. & TAYLOR, M.H. & AYALA-BOCOS, A. & AZOFEIFA-SOLANO, J.C. & ARAUZ, R. & HEIDEMEYER, M. & LOPEZ-GARRO, A. & ZANELLA, I. & WOLFF, M. (2019)** Energy flow structure and role of keystone groups in shallow water environments in Isla del Coco, Costa Rica, Eastern Tropical Pacific. *Ecological Modelling*, 396: 74-85
<https://dx.doi.org/10.1016/j.ecolmodol.2019.01.004>
- FRANCIS, M.P. & MAOLAGAIN, C.O. (2019)** Growth-band counts from elephantfish *Callorhinchus milii* fin spines do not correspond with independently estimated ages. *Journal of Fish Biology*, 95 (3): 743-752
<https://dx.doi.org/10.1111/jfb.14060>
- FRANCIS, M.P. & SHIVJI, M.S. & DUFFY, C.A.J. & ROGERS, P.J. & BYRNE, M.E. & WETHERBEE, B.M. & TINDALE, S.C. & LYON, W.S. & MEYERS, M.M. (2019)** Oceanic nomad or coastal resident? Behavioural switching in the shortfin mako shark (*Isurus oxyrinchus*). *Marine Biology*, 166: 5
<https://dx.doi.org/10.1007/s00227-018-3453-5>
- FRANCOIS, P. & SIDONIE, C. & CAROLINE, C. & JEAN-MARC, G. (2019)** The effect of hook type and trailing gear on hook shedding and fate of pelagic stingray (*Pteroplatytrygon violacea*): New insights to develop effective mitigation approaches. *Marine Policy*, 107: Unsp 103594
<https://dx.doi.org/10.1016/j.marpol.2019.103594>
- FREITAS, R.H.A. & AGUIAR, A.A. & FREITAS, AKCHA, LIMA, S.M.Q. & VALENTIN, J.L. (2019)** Unravelling the foraging behavior of the southern stingray, *Hypanus americanus* (Myliobatiformes: Dasyatidae) in a Southwestern Atlantic MPA. *Neotropical Ichthyology*, 17 (2): 180131 <https://dx.doi.org/10.1590/1982-0224-20180131>
- FRÍAS-ESPERICUETA, M.G. & RUELAS-INZUNZA, J. & BENÍTEZ-LIZÁRRAGA, R. & ESCOBAR-SÁNCHEZ, O. & OSUNA-MARTÍNEZ, C.C. & DELGADO-ALVAREZ, C.G. & AGUILAR-JUÁREZ, M. & OSUNA-LÓPEZ, J.I. & VOLTOLINA, D. (2019)** Risk assessment of mercury in sharks (*Rhizoprionodon longurio*) caught in the coastal zone of Northwest Mexico. *Journal of Consumer Protection and Food Safety*, 14 (4): 349-354 <https://dx.doi.org/10.1007/s00003-019-01232-6>
- FRICKE, R. & ALLEN, G.R. & AMON, D. & ANDREFOUET, S. & CHEN, W.J. & KINCH, J. & MANA, R. & RUSSELL, B.C. & TULLY, D. & WHITE, W.T. (2019)** Checklist of the marine and estuarine fishes of New Ireland Province, Papua New Guinea, western Pacific Ocean, with 810 new records. *Zootaxa*, 4588 (1): 1-360
<https://dx.doi.org/10.11646/zootaxa.4588.1.1>
- FRISCH, A.J. & RIZZARI, J.R. (2019)** Parks for sharks: human exclusion areas outperform no-take marine reserves. *Frontiers in Ecology and the Environment*, 17 (3): 145-150 <https://dx.doi.org/10.1002/fee.2003>
- FRISK, M.G. & SHIPLEY, O.N. & MARTINEZ, C.M. & MCKOWN, K.A. & ZACHARIAS, J.P. & DUNTON, K.J. (2019)** First Observations of Long-Distance Migration in a Large Skate Species, the Winter Skate: Implications for Population Connectivity, Ecosystem Dynamics, and Management. *Marine and Coastal Fisheries*, 11 (2): 202-212 <https://dx.doi.org/10.1002/mcf2.10070>
- FUJINAMI, Y. & SEMBA, Y. & TANAKA, SHO (2019)** Age determination and growth of the blue shark (*Prionace glauca*) in the western North Pacific Ocean. *Fishery Bulletin*, 117 (1-2): 107-120
<https://dx.doi.org/10.7755/FB.117.1-2.12>
- FULLER, L.N. & PARSONS, G.R. (2019)** A Note on Associations Observed Between Sharks and Teleosts. *Southeastern Naturalist*, 18 (3): 489-498 <https://dx.doi.org/10.1656/058.018.0314>
- FURUMITSU, K. & WYFFELS, J.T. & YAMAGUCHI, A. (2019)** Reproduction and embryonic development of the red stingray *Hemirhamphys akajei* from Ariake Bay, Japan. *Ichthyological Research*, 66 (4): 419-436
<https://dx.doi.org/10.1007/s10228-019-00687-9>
- GACIC, Z. & MICKOVIC, B. & GACIC, L. & DAMJANOVIC, I. (2019)** *Archives of Biological Sciences*, 71 (1): 103-110 <https://dx.doi.org/10.2298/abs180822052g>

- GALVÁN-MAGAÑA, F. & CASTILLO-GENIZ, J.L. & HOYOS-PADILLA, M. & KETCHUM, J. & KLIMLEY, A.P. & RAMIREZ-AMARO, S. & TORRES-ROJAS, Y.E. & TOVAR-AVILA, J. (2019)** 3. Shark ecology, the role of the apex predator and current conservation status. *Advances in Marine Biology*, 83: 61-114
<https://dx.doi.org/10.1016/bs.amb.2019.08.005>
- GARCIA-BARCELONA, S. & VARELA, J.L. & DIEZ-GARCIA, I.P. & PAULY-SALINAS, M. & BAEZ, J.C. (2019)** New records of birds in stomach contents of marine apex predators from the North Atlantic Ocean and Mediterranean Sea. *Vie Et Milieu, Life and Environment*, 69 (2-3): 153-157
- GASKINS, L.C. (2019)** Pregnant giant devil ray (*Mobula mobular*) bycatch reveals potential Northern Gulf of California pupping ground. *Ecology*, 100 (7): UNSP e02689 <https://dx.doi.org/10.1002/ecy.2689>
- GAUTHIER, A.R.G. & WHITEHEAD, D.L. & TIBBETTS, I.R. & BENNETT, M.B. (2019)** Comparative morphology of the electrosensory system of the epaulette shark *Hemiscyllium ocellatum* and brown-banded bamboo shark *Chiloscyllium punctatum*. *Journal of Fish Biology*, 94 (2): 313-319
<https://dx.doi.org/10.1111/jfb.13893>
- GENNARI, E. & KOCK, A.A. & SMALE, M.J. & TOWNER, A. & KHAN, N. & BESTER, L.A. & JOHNSON, R. & FISCHER, C. & MEYER, M. & MORSE, P. (2019)** Antibiotic sensitivity of bacteria isolated from the oral cavities of live white sharks (*Carcharodon carcharias*) in South African waters. *South African Journal of Science*, 115 (11-12): 5972 <https://dx.doi.org/10.17159/sajs.2019/5972>
- GEORGE, L.W. & MARTINS, A.P.B. & HEUPEL, M.R. & SIMPFENDORFER, C.A. (2019)** Fine-scale movements of juvenile blacktip reef sharks *Carcharhinus melanopterus* in a shallow nearshore nursery. *Marine Ecology Progress Series*, 623: 85-97 <https://dx.doi.org/10.3354/meps13010>
- GERACI, M.L. & DI LORENZO, M. & FALSONE, F. & SCANNELLA, D. & DI MAIO, F. & COLLOCA, F. & VITALE, S. & SERENA, F. (2019)** The occurrence of Norwegian Skate, *Dipturus nidarosiensis* (Elasmobranchii: Rajiformes: Rajidae), in the strait of Sicily, Central Mediterranean. *Acta Ichthyologica Et Piscatoria*, 49 (2): 203-208 <https://dx.doi.org/10.3750/aiep/02566>
- GERMANOV, E. & MARSHALL, A.D. & HENDRAWAN, I.G. & ADMIRAAL, R. & ROHNER, C.A. & ARGESWARA, J. & WULANDARI, R. & HIMAWAN, M.R. & LONERAGAN, N.R. (2019)** Microplastics on the Menu: Plastics Pollute Indonesian Manta Ray and Whale Shark Feeding Grounds. *Frontiers in Marine Science*, 6: 679 <https://dx.doi.org/10.3389/fmars.2019.00679>
- GERMANOV, E.S. & BEJDER, L. & CHABANNE, D.B.H. & DHARMADI, D. & HENDRAWAN, I.G. & MARSHALL, A.D. & PIERCE, S.J. & VAN KEULEN, M. & LONERAGAN, N.R. (2019)** Contrasting Habitat Use and Population Dynamics of Reef Manta Rays Within the Nusa Penida Marine Protected Area, Indonesia. *Frontiers in Marine Science*, 6: Unsp 215 <https://dx.doi.org/10.3389/fmars.2019.00215>
- GERRY, S.P. & BRODEUR, L.K. & DECAPRIO, M. & KHURSIGARA, A.J. & MAZZEO, S. & NEUBAUER, D.L. (2019)** Jaw muscle activation patterns of several Batoids. *Environmental Biology of Fishes*, 102 (9): 1193-1200 <https://dx.doi.org/10.1007/s10641-019-00901-7>
- GIANETI, M.D. & SANTANA, F.M. & YOKOTA, L. & VASCONCELOS, J.E. & DIAS, J.F. & LESSA, R.P. (2019)** Age structure and multi-model growth estimation of longnose stingray *Hypanus guttatus* (Dasyatidae: Myliobatoidei) from north-east Brazil. *Journal of Fish Biology*, 94 (3): 481-488
<https://dx.doi.org/10.1111/jfb.13918>
- GIOVOS, I. & STOILAS, V.O. & AL-MABRUK, S.A.A. & DOUMPAS, N. & MARAKIS, P. & MAXIMIADI, M. & MOUTOPOULOS, D. & KLEITOU, P. & KERAMIDAS, I. & TIRALONGO, F. & DE MADDALENA, A. (2019)** Integrating local ecological knowledge, citizen science and long-term historical data for endangered species conservation: Additional records of angel sharks (Chondrichthyes: Squatinidae) in the Mediterranean Sea. *Aquatic Conservation: Marine and Freshwater Ecosystems*, 29 (6): 881-890
<https://dx.doi.org/10.1002/aqc.3089>

- GLAUS, K.B.J. & BRUNNSCHWEILER, J.M. & PIOVANO, S. & MESCAM, G. & GENTER, F. & FLUEKIGER, P. & RICO, C. (2019)** Essential waters: Young bull sharks in Fiji's largest riverine system. *Ecology and Evolution*, 9 (13): 7574-7585 <https://dx.doi.org/10.1002/ece3.5304>
- GONCALVES, O. & FREITAS, R. & FERREIRA, P. & ARAUJO, M. & ZHANG, G.J. & MAZAN, S. & COHN, M.J. & CASTRO, L.F.C. & WILSON, J.M. (2019)** Molecular ontogeny of the stomach in the catshark *Scyliorhinus canicula*. *Scientific Reports*, 9: 586 <https://dx.doi.org/10.1038/s41598-018-36413-0>
- GONZALEZ, C. & GALLAGHER, A.J. & CABALLERO, S. (2019)** Conservation genetics of the bonnethead shark *Sphyrna tiburo* in Bocas del Toro, Panama: Preliminary evidence of a unique stock. *Plos One*, 14 (8): e0220737 <https://dx.doi.org/10.1371/journal.pone.0220737>
- GONZÁLEZ-PESTANA, A. & ACUÑA-PERALES, N. & CÓRDOVA, F. & COASACA, J. & ALFARO, E. & ALFARO-SHIGUETO, J. & MANGEL, J.C. (2019)** Feeding habits of thresher sharks *Alopias* sp. in northern Peru: predators of Humboldt squid (*Dosidicus gigas*). *Journal of the Marine Biological Association of the United Kingdom*, 99 (3): 695-702 <https://dx.doi.org/10.1017/S0025315418000504>
- GONZALEZ-PESTANA, A. & ALFARO-SHIGUETO, J. & MANGEL, J.C. (2019)** Aspects of reproductive biology of the humpback smooth-hound shark (*Mustelus whitneyi*) off northern Peru. *Marine and Freshwater Research*, 70 (8): 1185-1188 <https://dx.doi.org/10.1071/MF18382>
- GONZALEZ-SOLIS, D. & SOLER-JIMENEZ, L.C. & AGUIRRE-MACEDO, M.L. & MCLAUGHLIN, J.P. & SHAW, J.C. & JAMES, A.K. & HECHINGER, R.E. & KURIS, A.M. & LAFFERTY, K.D. & VIDAL-MARTINEZ, V.M. (2019)** Parasitic nematodes of marine fishes from Palmyra Atoll, East Indo-Pacific, including a new species of *Spinitectus* (Nematoda, Cystidicolidae). *Zookeys* (892): 1-26 <https://dx.doi.org/10.3897/zookeys.892.38447>
- GORDEEV, II, MIKRYAKOV, D.V. & BALABANOVA, L.V. & MIKRYAKOV, V.R. (2019)** The Cell Composition of the Peripheral Blood and Some Hematopoietic Organs in the Antarctic Starry Skate *Amblyraja georgiana* (Norman, 1938) (Rajiformes: Rajidae) from the Scotia Sea. *Russian Journal of Marine Biology*, 45 (6): 481-485 <https://dx.doi.org/10.1134/s1063074019060038>
- GORE, M. & ABELS, L. & WASIK, S. & SADDLER, L. & ORMOND, R. (2019)** Are close-following and breaching behaviours by basking sharks at aggregation sites related to courtship? *Journal of the Marine Biological Association of the United Kingdom*, 99 (3): 681-693 <https://dx.doi.org/10.1017/S0025315418000383>
- GORMAN, J. & MARRA, N. & SHIVJI, M.S. & STANHOPE, M.J. (2019)** The complete mitochondrial genome of an Atlantic Ocean Shortfin Mako Shark, *Isurus oxyrinchus*. *Mitochondrial DNA Part B-Resources*, 4 (2): 3642-3643 <https://dx.doi.org/10.1080/23802359.2019.1677524>
- GOWERT, Y.G. & ODDONE, M.C. (2019)** Occurrence of a Couple of *Callorhynchus callorhynchus* (LINNAEUS 1758) off Southern Brazil. *Boletín de la Sociedad Zoológica del Uruguay*, 28 (2): 92-94 <https://dx.doi.org/10.26462/28.2.6>
- GRACE, M.A. & DOOSEY, M.H. & DENTON, J.S.S. & NAYLOR, G.J.P. & BART, H.L. & MAISEY, J.G. (2019)** A new Western North Atlantic Ocean kitefin shark (Squaliformes: Dalatiidae) from the Gulf of Mexico. *Zootaxa*, 4619 (1): 109–120 <https://dx.doi.org/10.11646/zootaxa.4619.1.4>
- GRADY, J.M. & MAITNER, B.S. & WINTER, A.S. & KASCHNER, K. & TITTENSOR, D.P. & RECORD, S. & SMITH, F.A. & WILSON, A.M. & DELL, A.I. & ZARNETSKE, P.L. & WEARING, H.J. & ALFARO, B. & BROWN, J.H. (2019)** Metabolic asymmetry and the global diversity of marine predators. *Science*, 363 (6425): 366 <https://dx.doi.org/10.1126/science.aat4220>
- GRANT, M.I. & KYNE, P.M. & SIMPFENDORFER, C.A. & WHITE, W.T. & CHIN, A. (2019)** Categorising use patterns of non-marine environments by elasmobranchs and a review of their extinction risk. *Reviews in Fish Biology and Fisheries*, 29 (3): 689-710 <https://dx.doi.org/10.1007/s11160-019-09576-w>

- GREEN, M.E. & APPLEYARD, S.A. & WHITE, W. & TRACEY, S. & DEVLOO-DELVA, F. & OVENDEN, J.R. (2019)** Novel multimarker comparisons address the genetic population structure of silvertip sharks (*Carcharhinus albimarginatus*). *Marine and Freshwater Research*, 70 (7): 1007-1019 <https://dx.doi.org/10.1071/MF18296>
- GRIFFING, D. & CHRISTIANSEN, J. & HOLLANDER, J. & CARPENTER, T. & LARSON, S. (2019)** Decrease in Sightings of Sixgill Sharks, *Hexanchus griseus*, in Elliott Bay, Seattle, WA, United States, a Comparison Between 2003-2005 and 2008-2015. *Frontiers in Marine Science*, 6: Unsp 189 <https://dx.doi.org/10.3389/fmars.2019.00189>
- GRIJALBA-BENDECK, M. & PARAMO, J. & WOLFF, M. (2019)** Catch composition of deep-sea resources of commercial importance in the Colombian Caribbean. *Revista de Biología Marina y Oceanografía*, 54 (2): 194-203 <https://dx.doi.org/10.22370/rbmo.2019.54.2.1891>
- GROSS, M. (2019)** Stop the global slaughter of sharks. *Current Biology*, 29 (17): R819-R822 <https://dx.doi.org/10.1016/j.cub.2019.08.043>
- GRUSD, S.P. & MOLONEY, C.L. & DISTILLER, G. & WATSON, R.G.A. & COWLEY, P.D. & GENNARI, E. (2019)** Using mark-recapture methods to estimate population size and survival of pyjama sharks *Poroderma africanum* in Mossel Bay, South Africa. *African Journal of Marine Science*, 41 (4): 1–12 <https://dx.doi.org/10.2989/1814232x.2019.1670263>
- GUALLART, J. & MOREY, G. & BARTOLÍ, A. (2019)** New record of a sharpnose sevengill shark *Heptranchias perlo* (Elasmobranchii, Hexanchidae) from the Balearic Sea, western Mediterranean Sea. *Journal of Fish Biology*, 94: 526–531 <https://dx.doi.org/10.1111/jfb.13905>
- GURLEY, M. & MOTTA, P. (2019)** An Analysis of Extraocular Muscle Forces in The Piked Dogfish (*Squalus acanthias*). *The Anatomical Record*, 302 (5): 837-844 <https://dx.doi.org/10.1002/ar.23976>
- GUYOMARD, D. & PERRY, C. & TOURNOUX, P.U. & CLIFF, G. & PEDDEMORS, V. & JAQUEMET, S. (2019)** An innovative fishing gear to enhance the release of non-target species in coastal shark-control programs: The SMART (shark management alert in real-time) drumline. *Fisheries Research*, 216: 6-17 <https://dx.doi.org/10.1016/j.fishres.2019.03.011>
- HAMMERSCHLAG, N. (2019)** Quantifying shark predation effects on prey: dietary data limitations and study approaches. *Endangered Species Research*, 38: 147-151 <https://dx.doi.org/10.3354/esr00950>
- HAMMERSCHLAG, N. & WILLIAMS, L. & FALLOWS, M. & FALLOWS, C. (2019)** Disappearance of white sharks leads to the novel emergence of an allopatric apex predator, the sevengill shark. *Scientific Reports*, 9: 1908 <https://dx.doi.org/10.1038/s41598-018-37576-6>
- HAQUE, A.B. & DAS, S.A. (2019)** First confirmed record of the Critically Endangered green sawfish *Pristis zijsron* from Bangladeshi waters. *Journal of Fish Biology*, 94 (1): 200-203 <https://dx.doi.org/10.1111/jfb.13874>
- HAQUE, A.B. & DAS, S.A. (2019)** New records of the Critically Endangered Ganges shark *Glyphis gangeticus* in Bangladeshi waters: urgent monitoring needed. *Endangered Species Research*, 40: 65-73 <https://dx.doi.org/10.3354/esr00981>
- HAQUE, A.B. & DAS, S.A. & BISWAS, A.R. (2019)** DNA analysis of elasmobranch products originating from Bangladesh reveals unregulated elasmobranch fishery and trade on species of global conservation concern. *PLoS ONE*, 14 (9): e0222273 <https://dx.doi.org/10.1371/journal.pone.0222273>
- HARDIMAN, N. & BURGIN, S. & SHAO, J. (2019)** News media portrayal of attributed stakeholder attitudes to shark management in Australia. *Human Dimensions of Wildlife*, 24 (6): 548-563 <https://dx.doi.org/10.1080/10871209.2019.1663455>

- HARRY, A.V. & BUTCHER, P.A. & MACBETH, W.G. & MORGAN, J.A.T. & TAYLOR, S.M. & GERAGHTY, P.T. (2019)** Life history of the common blacktip shark, *Carcharhinus limbatus*, from central eastern Australia and comparative demography of a cryptic shark complex. *Marine and Freshwater Research*, 70 (6): 834-848 <https://dx.doi.org/10.1071/MF18141>
- HÄTTIG, K. & STEVENS, K. & THIES, D. & SCHWEIGERT, G. & MUTTERLOSE, J. (2019)** Evaluation of shark tooth diagenesis-screening methods and the application of their stable oxygen isotope data for palaeoenvironmental reconstructions. *Journal of the Geological Society*, 176 (3): 482-491 <https://dx.doi.org/10.6084/m9.figshare.c.4373720>
- HAUGEN, J.B. & PAPASTAMATIOU, Y. (2019)** Observation of a porbeagle shark *Lamna nasus* aggregation at a North Sea oil platform. *Journal of Fish Biology*, 95 (6): 1496-1499 <https://dx.doi.org/10.1111/jfb.14149>
- HEDEHOLM, R. & QVIST, T. & NIELSEN, J. & GRØNKJÆR, P. (2019)** Temporal changes in size-at-maturity of black dogfish *Centroscyllium fabricii*. *Journal of Fish Biology*, 95 (3): 965-968 <https://dx.doi.org/10.1111/jfb.14072>
- HEDRICK, B.P. & ANTALEK-SCHRAG, P. & CONITH, A.J. & NATANSON, L.J. & BRENNAN, P.L.R. (2019)** Variability and asymmetry in the shape of the spiny dogfish vagina revealed by 2D and 3D geometric morphometrics. *Journal of Zoology*, 308 (1): 16-27 <https://dx.doi.org/10.1111/jzo.12653>
- HELLBERG, R.S. & ISAACS, R.B. & HERNANDEZ, E.L. (2019)** Identification of shark species in commercial products using DNA barcoding. *Fisheries Research*, 210: 81-88 <https://dx.doi.org/10.1016/j.fishres.2018.10.010>
- HEUPEL, M.R. & KANNO, S. & MARTINS, A.P.B. & SIMPFENDORFER, C.A. (2019)** Advances in understanding the roles and benefits of nursery areas for elasmobranch populations. *Marine and Freshwater Research*, 70 (7): 897-907 <https://dx.doi.org/10.1071/MF18081>
- HEUPEL, M.R. & MUNROE, S.E.M. & LEDEE, E.J.I. & CHIN, A. & SIMPFENDORFER, C.A. (2019)** Interspecific interactions, movement patterns and habitat use in a diverse coastal shark assemblage. *Marine Biology*, 166 (6): 68 <https://dx.doi.org/10.1007/s00227-019-3511-7>
- HEUPEL, M.R. & PAPASTAMATIOU, Y.P. & ESPINOZA, M. & GREEN, M.E. & SIMPFENDORFER, C.A. (2019)** Reef Shark Science - Key Questions and Future Directions. *Frontiers in Marine Science*, 6: Unsp 12 <https://dx.doi.org/10.3389/fmars.2019.00012>
- HOBBS, C.A.D. & POTTS, R.W.A. & WALSH, M.B. & USHER, J. & GRIFFITHS, A.M. (2019)** Using DNA Barcoding to Investigate Patterns of Species Utilisation in UK Shark Products Reveals Threatened Species on Sale *Scientific Reports*, 9: 1028
- HODGSON, J.Y.S. (2019)** A Simplified Bioenergetics Model of a Hammerhead Shark for Teaching Natural Selection. *American Biology Teacher*, 81 (2): 115-119 <https://dx.doi.org/10.1525/abt.2019.81.2.115>
- HOFFMANN, S.L. & DONATELLI, C.D. & LEIGH, S.C. & BRAINERD, E.L. & PORTER, M.E. (2019)** Three-dimensional movements of the pectoral fin during yaw turns in the Pacific spiny dogfish, *Squalus suckleyi*. *Biology Open*, 8 (1): UNSP bio037291 <https://dx.doi.org/10.1242/bio.037291>
- HOLLAND, K.N. & ANDERSON, J.M. & COFFEY, D.M. & HOLMES, B.J. & MEYER, C.G. & ROYER, M.A. (2019)** A Perspective on Future Tiger Shark Research. *Frontiers in Marine Science*, 6: Unsp 37 <https://dx.doi.org/10.3389/fmars.2019.00037>
- HOOK, S.A. & MCMURRAY, C. & RIPLEY, D.M. & ALLEN, N. & MORITZ, T. & GRUNOW, B. & SHIELS, H.A. (2019)** Recognition software successfully aids the identification of individual small-spotted catsharks *Scyliorhinus canicula* during their first year of life. *Journal of Fish Biology*, 95 (6): 1465-1470 <https://dx.doi.org/10.1111/jfb.14166>

- HOOK, S.A. & MUSA, S.M. & RIPLEY, D.M. & HIBBITT, J.-D. & GRUNOW, B. & MORITZ, T. & SHIELS, H.A. (2019)** Twins! Microsatellite analysis of two embryos within one egg case in oviparous elasmobranchs. *PLoS ONE*, 14 (12): e0224397 <https://dx.doi.org/10.1371/journal.pone.0224397>
- HOSEGOOD, P.J. & NIMMO-SMITH, W.A.M. & PROUD, R. & ADAMS, K. & BRIERLEY, A.S. (2019)** Internal lee waves and baroclinic bores over a tropical seamount shark 'hot-spot'. *Progress in Oceanography*, 172: 34-50 <https://dx.doi.org/10.1016/j.pocean.2019.01.010>
- HOUSIAUX, J.A. & HEPBURN, C.D. & RAYMENT, W.J. (2019)** Seasonal variation in occurrence of the sevengill shark, *Notorynchus cepedianus*, in two inshore habitats of southern New Zealand. *New Zealand Journal of Zoology*, 46 (1): 48-60 <https://dx.doi.org/10.1080/03014223.2018.1482930>
- HOWARD, S. & KAHUI, V. & ROCK, J. (2019)** The opportunity cost of spiny dogfish (*Squalus acanthias*) bycatch in a ling (*Genypterus blacodes*) longline fishery. *Marine Policy*, 105: 38-43 <https://dx.doi.org/10.1016/j.marpol.2019.04.005>
- HULL, K.L. & ASBURY, T.A. & DA SILVA, C. & DICKEN, M.L. & VERISSIMO, A. & FARRELL, E.D. & MARIANI, S. & MAZZOLDI, C. & MARINO, I.A.M. & ZANE, L. & MADUNA, S.N. & BESTER-VAN DER MERWE, A.E. (2019)** Strong genetic isolation despite wide distribution in a commercially exploited coastal shark. *Hydrobiologia*, 838 (1): 121-137 <https://dx.doi.org/10.1007/s10750-019-03982-8>
- HUME, J.B. (2019)** Higher temperatures increase developmental rate & reduce body size at hatching in the small-eyed skate *Raja microocellata*: implications for exploitation of an elasmobranch in warming seas. *Journal of Fish Biology*, 95 (2): 655-658 <https://dx.doi.org/10.1111/jfb.13997>
- HUTCHINSON, M. & COFFEY, D.M. & HOLLAND, K. & ITANO, D. & LEROY, B. & KOHIN, S. & VETTER, R. & WILLIAMS, A.J. & WREN, J. (2019)** Movements and habitat use of juvenile silky sharks in the Pacific Ocean inform conservation strategies. *Fisheries Research*, 210: 131-142 <https://dx.doi.org/10.1016/j.fishres.2018.10.016>
- IGLÉSIAS, S.P. (2019)** "Poissons de Concarneau", an unpublished manuscript on ichthyological observations in southern Brittany, France, in 1878-1886 by Charles Robin, Georges Pouchet, Laurent Chabry, Alfred Giard and Jules Bonnier. *Cybium*, 43 (4): 297-309 <https://dx.doi.org/10.26028/cybium/2019-434-001>
- IGLESIAS, S.P. & BOUCHE, L. & COSQUER, P. & GOASCOZ, N. & GUYADER, S. & LAZARD, C. & MAS, L. & METRAL, L. & QUERO, J.C. & SPITZ, J. (2019)** French ichthyological records for 2017. *Cybium*, 43 (3): 275-283 <https://dx.doi.org/10.26028/cybium/2019-433-008>
- IMASEKI, I. & WAKABAYASHI, M. & HARA, Y. & WATANABE, T. & TAKABE, S. & KAKUMURA, K. & HONDA, Y. & UEDA, K. & MURAKUMO, K. & MATSUMOTO, R. & MATSUMOTO, Y. & NAKAMURA, M. & TAKAGI, W. & KURAKU, S. & HYODO, S. (2019)** Comprehensive analysis of genes contributing to euryhalinity in the bull shark, *Carcharhinus leucas*; Na⁺-Cl⁻ co-transporter is one of the key renal factors upregulated in acclimation to low-salinity environment. *Journal of Experimental Biology*, 222 (12): UNSP jeb201780 <https://dx.doi.org/10.1242/jeb.201780>
- INGLE, D.I. & NATANSON, L.J. & PORTER, M.E. (2019)** Mechanical behavior of shark vertebral centra at biologically relevant strains. *Journal of Experimental Biology*, 221 (24): UNSP jeb188318 <https://dx.doi.org/10.1242/jeb.188318>
- IQBAL, M. & NURNAWATI, E. & SETIAWAN, A. & DAHLAN, Z. & YUSTIAN, I. (2019)** First photographic inland records of bull shark *Carcharhinus leucas* (Carcharhiniformes: Carcharhinidae) in Sumatran waters, Indonesia. *Ecologica Montenegrina*, 22: 171-176
- IQBAL, M. & SAPUTRA, R.F. & SETIAWAN, A. & YUSTIAN, I. (2019)** First photographic inland record of blacktip reef sharks *Carcharhinus melanopterus* (Carcharhiniformes: Carcharhinidae) in Indonesian waters. *Ecologica Montenegrina*, 24: 6-10

- IQBAL, M. & SETIAWAN, A. & YUSTIAN, I. (2019)** First inland record of bull shark *Carcharhinus leucas* (Carcharhiniformes: Carcharhinidae) in Indonesian Borneo. *Ecologica Montenegrina*, 24: 52-57
- IRIGOYEN, A.J. & BOVCON, N. & TROBBIANI, G. & DEWYSIECKI, A.M. & ARGE-MI, F. & JAUREGUIZAR, A.J. (2019)** Habitat use, seasonality and demography of the broadnose sevengill shark *Notorynchus cepedianus* in central Patagonia: Another piece of the puzzle. *Austral Ecology*, 44 (8): 1463-1470 <https://dx.doi.org/10.1111/aec.12820>
- JABADO, R.W. (2019)** Wedgefishes and giant guitarfishes: A guide to species identification. *New York, NY: Wildlife Conservation Society*, 30pp
- JACOBY, D.M.P. (2019)** An eye in the sky reveals the collective dynamics of free-ranging shark aggregations. *Journal of Fish Biology*, 94 (1): 3-3 <https://dx.doi.org/10.1111/jfb.13877>
- JAIME-RIVERA, M. & LOPEZ-ARCHUNDIA, R.C. & SALINAS-ZAVALA, C.A. (2019)** New size record of the lollipop shark *Cephalurus cephalus* caught offshore Bahia Magdalena, Mexico. *Latin American Journal of Aquatic Research*, 47 (4): 706-708 <https://dx.doi.org/10.3856/vol47-issue4-fulltext-13>
- JAKOBS, S. & BRACCINI, M. (2019)** Acoustic and conventional tagging support the growth patterns of grey nurse sharks and reveal their large-scale displacements in the west coast of Australia. *Marine Biology*, 166 (11):150 <https://dx.doi.org/10.1007/s00227-019-3594-1>
- JAKOBSDOTTIR, K.B. & JONASSON, J.P. & BURGOS, J.M. & PALSSON, J. (2019)** Observations of two deep-sea chimaeroids in Icelandic waters. *Journal of Fish Biology*, 95 (4): 1145-1150 <https://dx.doi.org/10.1111/jfb.14104>
- JAMBURA, P.L. & KINDLIMANN, R. & LÓPEZ-ROMERO, F. & MARRAMÀ, G. & PFAFF, C. & STUMPF, S. & TÜRTSCHER, J. & UNDERWOOD, C.J. & WARD, D.J. & KRIWET, J. (2019)** Micro-computed tomography imaging reveals the development of a unique tooth mineralization pattern in mackerel sharks (Chondrichthyes; Lamniformes) in deep time. *Scientific Reports*, 9: 9652 <https://dx.doi.org/10.1038/s41598-019-46081-3>
- JANSE, M. & LUTEN, H.A. (2019)** Contraception within an elasmobranch captive breeding programme: a case report on the eagle ray *Aetobatus ocellatus* using gonadotrophin-releasing hormone (GnRH) agonist deslorelin (Suprelorin). *Journal of Fish Biology*, 94 (1): 196-199 <https://dx.doi.org/10.1111/jfb.13872>
- JARAMILLO-LONDONO, A.M. & VOLPEDO, A.V. & DIAZ-AREVALO, J.L. & RODRIGO-SANTAMALIA, M.E. & BENDITO-DURA, V. (2019)** Somatic growth and age of selected commercial fish species of the Cullera Coast, Iberian Peninsula, south-east Spain. *Indian Journal of Fisheries*, 66 (3): 12-23 <https://dx.doi.org/10.21077/ijf.2019.66.3.76966-02>
- JAWAD, L.A. & AL-DIRAWI, A.M.H. & AL-HILALI, H.I. & AL-ASADI, U.T.S. (2019)** Observations of stranded and swimming whale sharks *Rhincodon typus* in Khor Al-Zubair, NW Arabian Gulf and Shatt al-Arab Estuary, Iraq. *Journal of Fish Biology*, 94 (2): 330-334 <https://dx.doi.org/10.1111/jfb.13891>
- JEW, M. & EBERT, D.A. & KEMPER, J.M. & WALOVICH, K. & QUARANTA, K.L. (2019)** Redescription of the bigeye chimaera, *Hydrolagus macrophthalmus* de Buen, 1959 (Chondrichthyes: Chimaeriformes), with a genetic characterization of the species. *Marine Biodiversity*, 49 (4): 1605–1614 <https://dx.doi.org/10.1007/s12526-018-0911-8>
- JEWELL, O.J.D. & GLEISS, A.C. & JORGENSEN, S.J. & ANDRZEJACZEK, S. & MOXLEY, J.H. & BEATTY, S.J. & WIKELSKI, M. & BLOCK, B.A. & CHAPPLE, T.K. (2019)** Cryptic habitat use of white sharks in kelp forest revealed by animal-borne video. *Biology Letters*, 15 (4): 20190085 <https://dx.doi.org/10.1098/rsbl.2019.0085>
- JIN, Y.Y. & LIN, G.D. & CHEN, Y.N. & GE, Y.H. & LIANG, R.F. & WU, J. & CHEN, J.Q. & WANG, D. & SHI, H.B. & FEI, H. & LV, Z.B. (2019)** A fragment activity assay reveals the key residues of TBC1D15 GTPase-

activating protein (GAP) in *Chiloscyllium plagiosum*. *BMC Molecular Biology*, 20: 5
<https://dx.doi.org/10.1186/s12867-019-0122-2>

JOHANSON, Z. & MARTIN, K. & FRASER, G. & JAMES, K. (2019) The Synarcual of the Little Skate, *Leucoraja erinacea*: Novel Development Among the Vertebrates. *Frontiers in Ecology and Evolution*, 7: 12
<https://dx.doi.org/10.3389/fevo.2019.00012>

JOHNSON, A.A. & SHOKHIREV, M.N. & SHOSHITAISHVILI, B. (2019) Revamping the evolutionary theories of aging. *Ageing Research Reviews*, 55: Unsp 100947 <https://dx.doi.org/10.1016/j.arr.2019.100947>

JOHNSTON, E.M. & MAYO, P.A. & MENSINK, P.J. & SAVETSKY, E. & HOUGHTON, J.D.R. (2019) Serendipitous re-sighting of a basking shark *Cetorhinus maximus* reveals inter-annual connectivity between American and European coastal hotspots. *Journal of Fish Biology*, 95 (6): 1530-1534
<https://dx.doi.org/10.1111/jfb.14163>

JOHRI, S. & DOANE, M.P. & ALLEN, L. & DINSDALE, E.A. (2019) Taking Advantage of the Genomics Revolution for Monitoring and Conservation of Chondrichthyan Populations. *Diversity*, 11 (4): 49
<https://dx.doi.org/10.3390/d11040049>

JOHRI, S. & SOLANKI, J. & CANTU, V.A. & FELLOWS, S.R. & EDWARDS, R.A. & MORENO, I. & VYAS, A. & DINSDALE, E.A. (2019) 'Genome skimming' with the MinION hand-held sequencer identifies CITES-listed shark species in India's exports market. *Scientific Reports*, 9: 4476 <https://dx.doi.org/10.1038/s41598-019-40940-9>

JORGENSEN, S.J. & ANDERSON, S. & FERRETTI, F. & TIETZ, J.R. & CHAPPLE, T. & KANIVE, P. & BRADLEY, R.W. & MOXLEY, J.H. & BLOCK, B.A. (2019) Killer whales redistribute white shark foraging pressure on seals. *Scientific Reports*, 9 (1): 6153 <https://dx.doi.org/10.1038/s41598-019-39356-2>

JUHEL, J.B. & VIGLIOLA, L. & WANTIEZ, L. & LETESSIER, T.B. & MEEUWIG, J.J. & MOUILLOT, D. (2019) Isolation and no-entry marine reserves mitigate anthropogenic impacts on grey reef shark behavior. *Scientific Reports*, 9: 2897 <https://dx.doi.org/10.1038/s41598-018-37145-x>

JUNGE, C. & DONNELLAN, S.C. & HUVENEERS, C. & BRADSHAW, C.J.A. & SIMON, A. & DREW, M. & DUFFY, C. & JOHNSON, G. & CLIFF, G. & BRACCINI, M. & CUTMORE, S.C. & BUTCHER, P. & MCAULEY, R. & PEDDEMORS, V. & ROGERS, P. & GILLANDERS, B.M. (2019) Comparative population genomics confirms little population structure in two commercially targeted carcharhinid sharks. *Marine Biology*, 166 (2): 16 <https://dx.doi.org/10.1007/s00227-018-3454-4>

JUSTE-POINAPEN, N.M.S. & YANG, L. & FERREIRA, M. & POINAPEN, J. & RICO, C. (2019) Community profiling of the intestinal microbial community of juvenile Hammerhead Sharks (*Sphyrna lewini*) from the Rewa Delta, Fiji. *Scientific Reports*, 9: 7182 <https://dx.doi.org/10.1038/s41598-019-43522-x>

KABASAKAL, H. & BAYRI, E. (2019) Notes on the occurrence of smalltooth sandtiger shark, *Odontaspis ferox* (Lamniformes: Odontaspidae) from Antalya Bay, eastern Mediterranean, Turkey. *Journal of the Black Sea Mediterranean Environment*, 25 (2): 166-171

KADAR, J. & LADDS, M. & MOURIER, J. & DAY, J. & BROWN, C. (2019) Acoustic accelerometry reveals diel activity patterns in premigratory Port Jackson sharks. *Ecology and Evolution*, 9 (16): 8933-8944
<https://dx.doi.org/10.1002/ece3.5323>

KAI, M. (2019) Spatio-temporal changes in catch rates of pelagic sharks caught by Japanese research and training vessels in the western and central North Pacific. *Fisheries Research*, 216: 177-195
<https://dx.doi.org/10.1016/j.fishres.2019.02.015>

KANIVE, P.E. & ROTELLA, J.J. & JORGENSEN, S.J. & CHAPPLE, T.K. & HINES, J.E. & ANDERSON, S.D. & BLOCK, B.A. (2019) Size-specific apparent survival rate estimates of white sharks using mark-recapture

models. *Canadian Journal of Fisheries and Aquatic Sciences*, 76 (11): 2027-2034
<https://dx.doi.org/10.1139/cjfas-2018-0142>

KANNAN, K. & KANNAPIRAN, E. & PRABHU, N.M. (2019) Record of "Near Threatened" Crocodile Shark *Pseudocarcharias kamoharai* (Pseudocarchariidae) from Indian Exclusive Economic Zone. *Thalassas*, 35 (2): 525-530 <https://dx.doi.org/10.1007/s41208-019-00158-y>

KANNO, S. & SCHLAFF, A.M. & HEUPEL, M.R. & SIMPFENDORFER, C.A. (2019) Stationary video monitoring reveals habitat use of stingrays in mangroves. *Marine Ecology Progress Series*, 621: 155-168
<https://dx.doi.org/10.3354/meps12977>

KARIM, M.S. & UDDIN, M.M. (2019) Swatch-of-no-ground marine protected area for sharks, dolphins, porpoises and whales: Legal and institutional challenges. *Marine Pollution Bulletin*, 139: 275-281
<https://dx.doi.org/10.1016/j.marpolbul.2018.12.037>

KARNAD, D. & SUTARIA, D. & JABADO, R.W. (2019) Local drivers of declining shark fisheries in India. *Ambio*, 49 (2): 616-627 <https://dx.doi.org/10.1007/s13280-019-01203-z>

KATSU, Y. & KOHNO, S. & OKA, K. & LIN, X.Z. & OTAKE, S. & PILLAI, N.E. & TAKAGI, W. & HYODO, S. & VENKATESH, B. & BAKER, M.E. (2019) Transcriptional activation of elephant shark mineralocorticoid receptor by corticosteroids, progesterone, and spironolactone. *Science Signaling*, 12 (584): eaar2668
<https://dx.doi.org/10.1126/scisignal.aar2668>

KELAHER, B.P. & COLEFAX, A.P. & TAGLIAFICO, A. & BISHOP, M.J. & GILES, A. & BUTCHER, P.A. (2019) Assessing variation in assemblages of large marine fauna off ocean beaches using drones. *Marine and Freshwater Research*, 71 (1): 68-77 <https://dx.doi.org/10.1071/MF18375>

KELLY, M.L. & COLLIN, S.P. & HEMMI, J.M. & LESKU, J.A. (2019) Evidence for Sleep in Sharks and Rays: Behavioural, Physiological, and Evolutionary Considerations. *Brain, Behavior and Evolution*, 94: 37-50
<https://dx.doi.org/10.1159/000504123>

KERAMIDAS, I. & UGARKOVIĆ, P. & DE MADDALENA, A. & GIOVOS, I. (2019) An additional record of *Lamna nasus* (Bonnaterre, 1788) from Croatia, Adriatic Sea. *Journal of the Black Sea Mediterranean Environment*, 25 (1): 87-92

KERKHOF, W. (2019) In 2018 veel eikapsels van haaien en roggen op het Noord-Hollandse strand. *Duin & Dijk*, 18 (1): 18-20

KHALAF, M.A. & MA'AYTA, S.S. & WAHSHA, M.A. & MANASRAH, R.S. & AL-NAJJAR, T.H. (2019) Community structure of the deep sea fishes in the northern Gulf of Aqaba, Red Sea (Osteichthyes and Chondrichthyes). *Zoology in the Middle East*, 65 (1): 40-50
<https://dx.doi.org/10.1080/09397140.2018.1552347>

KIILU, B.K. & KAUNDA-ARARA, B. & ODDENYO, R.M. & THOYA, P. & NJIRU, J.M. (2019) Spatial distribution, seasonal abundance and exploitation status of shark species in Kenyan coastal waters. *African Journal of Marine Science*, 41 (2): 191-201 <https://dx.doi.org/10.2989/1814232x.2019.1624614>

KIM, S.W. & HAN, S.J. & KIM, Y. & JUN, J.W. & GIRI, S.S. & CHI, C. & YUN, S. & KIM, H.J. & KIM, S.G. & KANG, J.W. & KWON, J. & OH, W.T. & CHA, J. & HAN, S. & LEE, B.C. & PARK, T. & KIM, B.Y. & PARK, S.C. (2019) Heavy metal accumulation in and food safety of shark meat from Jeju island, Republic of Korea. *Plos One*, 14 (3): e0212410 <https://dx.doi.org/10.1371/journal.pone.0212410>

KLEIN, J.D. & BESTER-VAN DER MERWE, A.E. & DICKEN, M.L. & EMAMI-KHOYI, A. & MMONWA, K.L. & TESKE, P.R. (2019) Genomic resources for the spotted ragged-tooth shark *Carcharias taurus*. *African Journal of Marine Science*, 41 (1): 115-118 <https://dx.doi.org/10.2989/1814232x.2019.1576541>

- KLEIN, J.D. & BESTER-VAN DER MERWE, A.E. & DICKEN, M.L. & MMONWA, K.L. & TESKE, P.R. (2019)** Reproductive philopatry in a coastal shark drives age-related population structure. *Marine Biology*, 166 (3): 26 <https://dx.doi.org/10.1007/s00227-019-3467-7>
- KNIGHT, K. (2019)** Hunting great white sharks could motor but prefer to mosey. *Journal of Experimental Biology*, 222 (4): UNSP jeb199877 <https://dx.doi.org/10.1242/jeb.199877>
- KNIGHT, K. (2019)** Shark lessons for stroke and heart attack victims. *Journal of Experimental Biology*, 222 (6): UNSP jeb202556 <https://dx.doi.org/10.1242/jeb.202556>
- KOUAME, K.Y.N. & KONAN, K.J. & OUATTARA, N.I. & KONE, T. (2019)** Aspects of the reproductive biology of the blue shark *Prionace glauca* (Linnaeus, 1758) in the coastal waters of Ivory Coast, West Africa. *Journal of the Marine Biological Association of the United Kingdom*, 99 (6): 1435-1441 <https://dx.doi.org/10.1017/s0025315419000274>
- KOUSTENI, V. & DOGRAMMATZI, A. (2019)** First morphologically and molecularly confirmed record of the rare sandy skate *Leucoraja circularis* (Couch, 1838) in Argolikos Gulf (central Aegean Sea). In: *New Mediterranean Biodiversity Records (April, 2019)*, *Mediterranean Marine Science*, 20 (1): 239-240 <https://dx.doi.org/10.12681/mms.19609>
- KRAJANGDARA, T. (2019)** Sharks and Rays of Thailand. *Country Report, Department of Fisheries, Thailand*
- KUGURU, G. & GENNARI, E. & WINTNER, S. & DICKEN, M.L. & KLEIN, J.D. & RHODE, C. & BESTER-VAN DER MERWE, A.E. (2019)** Spatio-temporal genetic variation of juvenile smooth hammerhead sharks in South Africa. *Marine Biology Research*, 15 (10): 568-579 <https://dx.doi.org/10.1080/17451000.2019.1695058>
- KUHNZ, L.A. & BIZZARRO, J.J. & EBERT, D.A. (2019)** In situ observations of deep-living skates in the eastern North Pacific. *Deep Sea Research Part I: Oceanographic Research Papers*, 152: 103104 <https://dx.doi.org/10.1016/j.dsr.2019.103104>
- KUKUEV, E.I. & BATAL'YANTS, K.Y. (2019)** Catching of a Large Specimen of Smalltooth Sand Tiger *Odontaspis ferox* (Odontaspidae) near the Southern Part of Walvis Ridge (Southeastern Atlantic). *Journal of Ichthyology*, 59 (1): 120-122 <https://dx.doi.org/10.1134/S003294521901003X>
- KUMAR, U. & HELEN, A.M. & DAS, J. & PARVEZ, M.S. & BISWAS, S.K. & RAY, S. (2019)** Unraveling the hidden truth in a poorly managed ecosystem: The case of discarded species of conservation interest in Bangladesh industrial marine fisheries. *Regional Studies in Marine Science*, 32: Unsp 100813 <https://dx.doi.org/10.1016/j.rsma.2019.100813>
- KUNDU, S. & TYAGI, K. & MOHANTY, S.R. & ROY, S. & MOHAPATRA, A. & KUMAR, V. & CHANDRA, K. (2019)** DNA barcoding inferred maternal philopatric affinity of ocean maskray (*Neotrygon indica*) in the Bay of Bengal. *Mitochondrial DNA Part B*, 4 (1): 1924-1929 <https://dx.doi.org/10.1080/23802359.2019.1616622>
- KUZ'MINA, V.V. & BALABANOVA, L.B. & SMIRNOV, A.K. (2019)** Ultrastructure of Intestinal Epithelium in Cartilaginous Fish. *Journal of Ichthyology*, 59 (1): 90-96 <https://dx.doi.org/10.1134/S0032945219010041>
- LAJMI, K. & GOMEZ-ESTACA, J. & HAMMAMI, M. & MARTINEZ-ALVAREZ, O. (2019)** Upgrading collagenous smooth hound by-products: Effect of hydrolysis conditions, in vitro gastrointestinal digestion and encapsulation on bioactive properties. *Food Bioscience*, 28: 99-108 <https://dx.doi.org/10.1016/j.fbio.2019.01.014>
- LAMEIRAS, J.L.V. & DEMOURA, V.M. & DIAS, L.C. & DOSSANTOS, I.G.C. & DACOSTA, O.T.F. & DOS-SANTOS, M.C. (2019)** Cross-reactivity between *Potamotrygon motoro* antivenoms and dorsal and stinger extracts of others stingrays (Chondrichthyes: Potamotrygonidae) from the Amazon basin. *Toxin Reviews*, 38 (1): 61-70 <https://dx.doi.org/10.1080/15569543.2017.1394324>

- LARSEN, M.E. & ABEL, D.C. & CRANE, D.P. & PARKER, S.L. & YANCEY, P.H. & KELLER, B.A. & GRUBBS, R.D. (2019)** Unique osmoregulatory morphology in primitive sharks: an intermediate state between holocephalan and derived shark secretory morphology. *Journal of Fish Biology*, 95 (5): 1331-1341 <https://dx.doi.org/10.1111/jfb.14139>
- LARSON, S. & LOWRY, D. (2019)** Introduction: The sharks of Pacific Mexico and their conservation - why should we care? *Advances in Marine Biology*, 83: 1-10 <https://dx.doi.org/10.1016/bs.amb.2019.08.004>
- LAST, P.R. & SÉRET, B. & NAYLOR, G.J.P. (2019)** Description of *Rhinobatos ranongensis* sp. nov. (Rhinopristiformes: Rhinobatidae) from the Andaman Sea and Bay of Bengal with a review of its northern Indian Ocean congeners. *Zootaxa*, 4576 (2): 257–287 <https://dx.doi.org/10.11646/zootaxa.4576.2.3>
- LATYSHEV, N.A. & ERMAKOVA, S.P. & ERMOLENKO, E.V. & IMBS, A.B. & KASYANOV, S.P. & SULTANOV, R.M. (2019)** 1-O-alkylglycerols from the hepatopancreas of the crab *Paralithodes camtschaticus*, liver of the squid *Beryteuthis magister*, and liver of the skate *Bathyraja parmifera*, and their anticancer activity on human melanoma cells. *Journal of Food Biochemistry*, 43 (5): e12828 <https://dx.doi.org/10.1111/jfbc.12828>
- LAURENCE-CHASEN, J.D. & RAMSAY, J.B. & BRAINERD, E.L. (2019)** Shearing overbite and asymmetrical jaw motions facilitate food breakdown in a freshwater stingray, *Potamotrygon motoro*. *Journal of Experimental Biology*, 222 (13): UNSP jeb197681 <https://dx.doi.org/10.1242/jeb.197681>
- LAURIANO, E.R. & PERGOLIZZI, S. & ARAGONA, M. & MONTALBANO, G. & GUERRERA, M.C. & CRUPI, R. & FAGGIO, C. & CAPILLO, G. (2019)** Intestinal immunity of dogfish *Scyliorhinus canicula* spiral valve: A histochemical, immunohistochemical and confocal study. *Fish & Shellfish Immunology*, 87: 490-498 <https://dx.doi.org/10.1016/j.fsi.2019.01.049>
- LAURRABAQUIO-A, N.S. & ISLAS-VILLANUEVA, V. & ADAMS, D.H. & URIBE-ALCOCER, M. & ALVARADO-BREMER, J.R. & DIAZ-JAIMES, P. (2019)** Genetic evidence for regional philopatry of the Bull Shark (*Carcharhinus leucas*), to nursery areas in estuaries of the Gulf of Mexico and western North Atlantic ocean. *Fisheries Research*, 209: 67-74 <https://dx.doi.org/10.1016/j.fishres.2018.09.013>
- LAWSON, C.L. & HALSEY, L.G. & HAYS, G.C. & DUDGEON, C.L. & PAYNE, N.L. & BENNETT, M.B. & WHITE, C.R. & RICHARDSON, A.J. (2019)** Powering Ocean Giants: The Energetics of Shark and Ray Megafauna. *Trends in Ecology & Evolution*, 34 (11): 1009-1021 <https://dx.doi.org/10.1016/j.tree.2019.07.001>
- LEA, J.S.E. & DALY, R. & LEON, C. & DALY, C.A.K. & CLARKE, C.R. (2019)** Life after death: behaviour of multiple shark species scavenging a whale carcass. *Marine and Freshwater Research*, 70 (2): 302-306 <https://dx.doi.org/10.1071/mf18157>
- LEAR, K.O. & GLEISS, A.C. & WHITTY, J.M. & FAZELDEAN, T. & ALBERT, J.R. & GREEN, N. & EBNER, B.C. & THORBURN, D.C. & BEATTY, S.J. & MORGAN, D.L. (2019)** Recruitment of a critically endangered sawfish into a riverine nursery depends on natural flow regimes. *Scientific Reports*, 9: 17071 <https://dx.doi.org/10.1038/s41598-019-53511-9>
- LEAR, K.O. & POULAKIS, G.R. & SCHARER, R.M. & GLEISS, A.C. & WHITNEY, N.M. (2019)** Fine-scale behavior and habitat use of the endangered smalltooth sawfish (*Pristis pectinata*): insights from accelerometry. *Fishery Bulletin*, 117 (4): 348–359 <https://dx.doi.org/10.7755/FB.117.4.7>
- LEAR, K.O. & WHITNEY, N.M. & MORGAN, D.L. & BREWSTER, L.R. & WHITTY, J.M. & POULAKIS, G.R. & SCHARER, R.M. & GUTTRIDGE, T.L. & GLEISS, A.C. (2019)** Thermal performance responses in free-ranging elasmobranchs depend on habitat use and body size. *Oecologia*, 191 (4): 829-842 <https://dx.doi.org/10.1007/s00442-019-04547-1>
- LEE, K.A. & SMOOTHY, A.F. & HARCOURT, R.G. & ROUGHAN, M. & BUTCHER, P.A. & PEDDEMORS, V.M. (2019)** Environmental drivers of abundance and residency of a large migratory shark, *Carcharhinus leucas*, inshore of a dynamic western boundary current. *Marine Ecology Progress Series*, 622: 121-137 <https://dx.doi.org/10.3354/meps13052>

- LENNERT-CODY, C.E. & CLARKE, S.C. & AIRES-DA-SILVA, A. & MAUNDER, M.N. & FRANKS, P.J.S. & ROMAN, M. & MILLER, A.J. & MINAMI, M. (2019)** The importance of environment and life stage on interpretation of silky shark relative abundance indices for the equatorial Pacific Ocean. *Fisheries Oceanography*, 28 (1): 43-53 <https://dx.doi.org/10.1111/fog.12385>
- LETESSIER, T.B. & MOUILLOT, D. & BOUCHET, P.J. & VIGLIOLA, L. & FERNANDES, M.C. & THOMPSON, C. & BOUSSARIE, G. & TURNER, J. & JUHEL, J.B. & MAIRE, E. & CALEY, M.J. & KOLDEWEY, H.J. & FRIEDLANDER, A. & SA-LA, E. & MEEUWIG, J.J. (2019)** Remote reefs and seamounts are the last refuges for marine predators across the Indo-Pacific. *Plos Biology*, 17 (8): e3000366 <https://dx.doi.org/10.1371/journal.pbio.3000366>
- LEVESQUE, J.C. (2019)** Spatio-temporal patterns of the oceanic conditions and nearshore marine community in the Mid-Atlantic Bight (New Jersey, USA). *PeerJ*, 7: e7927 <https://dx.doi.org/10.7717/peerj.7927>
- LEZAMA-OCHOA, N. & HALL, M. & ROMAN, M. & VOGEL, N. (2019)** Spatial and temporal distribution of mobulid ray species in the eastern Pacific Ocean ascertained from observer data from the tropical tuna purse-seine fishery. *Environmental Biology of Fishes*, 102 (1): 1-17 <https://dx.doi.org/10.1007/s10641-018-0832-1>
- LEZAMA-OCHOA, N. & HALL, M.A. & PENNINO, M.G. & STEWART, J.D. & LOPEZ, J. & MURUA, H. (2019)** Environmental characteristics associated with the presence of the Spinetail devil ray (*Mobula mobular*) in the eastern tropical Pacific. *Plos One*, 14 (8): e0220854 <https://dx.doi.org/10.1371/journal.pone.0220854>
- LI, W. & KOBAYASHI, T. & MOROI, S. & KOTAKE, H. & IKOMA, T. & SAEKI, H. & URA, K. & TAKAGI, Y. (2019)** Anti-obesity effects of chondroitin sulfate oligosaccharides from the skate *Raja pulchra*. *Carbohydrate Polymers*, 214: 303-310 <https://dx.doi.org/10.1016/j.carbpol.2019.03.025>
- LIM, K.C. & CHONG, V.C. & LIM, P.E. & YURIMOTO, T. & LOH, K.H. (2019)** Feeding ecology of three sympatric species of stingrays on a tropical mudflat. *Journal of the Marine Biological Association of the United Kingdom*, 99 (4): 999-1007 <https://dx.doi.org/10.1017/s0025315418000759>
- LIU, X. & WU, Y. & ZHANG, X. & SHEN, L. & BRAZEAU, A.L. & ADAMS, D.H. & MARLER, H. & WATTS, B.D. & CHEN, D. (2019)** Novel Dechlorane Analogues and Possible Sources in Peregrine Falcon Eggs and Shark Livers from the Western North Atlantic Regions. *Environmental Science & Technology*, 53 (7): 3419-3428 <https://dx.doi.org/10.1021/acs.est.8b06214>
- LOPES, C.A. & ARAUJO, N.L.F. & ROCHA, L. & MONTEIRO, F. & ROCHA, R.C.C. & SAINT'PIERRE, T.D. & LUTFI, D.S. & VIANNA, M. & HAUSER-DAVIS, R.A. (2019)** Toxic and essential metals in *Narcine brasiliensis* (Elasmobranchii: Narcinidae): A baseline ecotoxicological study in the Southeast Atlantic and preliminary maternal transfer implications. *Marine Pollution Bulletin*, 149: 110606 <https://dx.doi.org/10.1016/j.marpolbul.2019.110606>
- LÓPEZ-UNZU, M.A. & DURÁN, A.C. & SOTO-NAVARRETE, M.T. & SANS-COMA, V. & FERNÁNDEZ, B. (2019)** Differential expression of myosin heavy chain isoforms in cardiac segments of gnathostome vertebrates and its evolutionary implications. *Frontiers in Zoology*, 16 (1): 18 <https://dx.doi.org/10.1186/s12983-019-0318-9>
- LORENZALE, M. & FERNÁNDEZ, B. & DURÁN, A.C. & LÓPEZ-UNZU, M.A. & SANS-COMA, V. (2019)** The valves of the cardiac outflow tract of the starry ray, *Raja asterias* (Chondrichthyes; Rajiformes): Anatomical, histological and evolutionary aspects. *Anatomía, Histología, Embryología*, 48 (1): 40-45 <https://dx.doi.org/10.1111/ahe.12409>
- LOWE, J. & TEJADA, J.F.C. (2019)** The role of livelihoods in collective engagement in sustainable integrated coastal management: Oslob Whale Sharks. *Ocean & Coastal Management*, 170: 80-92 <https://dx.doi.org/10.1016/j.ocecoaman.2018.10.018>
- LOWE, J. & TEJADA, J.F.C. & MEEKAN, M.G. (2019)** Linking livelihoods to improved biodiversity conservation through sustainable integrated coastal management and community based dive tourism : Oslob Whale Sharks. *Marine Policy*, 108: Unsp 103630 <https://dx.doi.org/10.1016/j.marpol.2019.103630>

- LUCIFORA, L.O. & BARBINI, S.A. & SCARABOTTI, P.A. & SABADIN, D.E. (2019)** Socio-economic development, scientific research, and exploitation explain differences in conservation status of marine and freshwater chondrichthyans among countries. *Reviews in Fish Biology and Fisheries*, 29: 951–964
<https://dx.doi.org/10.1007/s11160-019-09584-w>
- LUCREZI, S. & ELLIS, S. & GENNARI, E. (2019)** A test of causative and moderator effects in human perceptions of sharks, their control and framing. *Marine Policy*, 109: Unsp 103687
<https://dx.doi.org/10.1016/j.marpol.2019.103687>
- LYONS, K. & BIGMAN, J.S. & KACEV, D. & MULL, C.G. & CARLISLE, A.B. & IM-HOFF, J.L. & ANDERSON, J.M. & WENG, K.C. & GALLOWAY, A.S. & CAVE, E. & GUNN, T.R. & LOWE, C.G. & BRILL, R.W. & BEDORE, C.N. (2019)** Bridging disciplines to advance elasmobranch conservation: applications of physiological ecology. *Conservation Physiology*, 7: coz011 <https://dx.doi.org/10.1093/conphys/coz011>
- LYONS, K. & KACEV, D. & PRETI, A. & GILLETT, D. & DEWAR, H. (2019)** Organic contaminants as an ecological tool to explore niche partitioning: a case study using three pelagic shark species. *Scientific Reports*, 9: 12080 <https://dx.doi.org/10.1038/s41598-019-48521-6>
- LYONS, K. & KACEV, D. & PRETI, A. & GILLETT, D. & DEWAR, H. & KOHIN, S. (2019)** Species-Specific Characteristics Influence Contaminant Accumulation Trajectories and Signatures Across Ontogeny in Three Pelagic Shark Species. *Environmental Science & Technology*, 53 (12): 6997-7006
<https://dx.doi.org/10.1021/acs.est.8b07355>
- LYONS, K. & WYNNE-EDWARDS, K.E. (2019)** Steroid Concentrations in Maternal Serum and Uterine Histotroph in Round Stingrays (*Urobatis halleri*). *General and Comparative Endocrinology*, 274: 8-16
<https://dx.doi.org/10.1016/j.ygcen.2018.12.009>
- LYONS, K. & WYNNE-EDWARDS, K.E. (2019)** Legacy environmental polychlorinated biphenyl contamination attenuates the acute stress response in a cartilaginous fish, the Round Stingray. *Stress-the International Journal on the Biology of Stress*, 22 (3): 395-402 <https://dx.doi.org/10.1080/10253890.2019.1570125>
- MACKERACHER, T. & DIEDRICH, A. & SIMPFENDORFER, C.A. (2019)** Sharks, rays and marine protected areas: A critical evaluation of current perspectives. *Fish and Fisheries*, 20 (2): 255-267
<https://dx.doi.org/10.1111/faf.12337>
- MADLIGER, C.L. (2019)** SMART' shark capture technology may keep beachgoers and sharks safe. *Conservation Physiology*, 7 (1): coz087 <https://dx.doi.org/10.1093/conphys/coz087>
- MANCA, R. & GLOMSKI, C.A. & PICA, A. (2019)** Hematopoietic stem cells debut in embryonic lymphomyeloid tissues of elasmobranchs. *European Journal of Histochemistry*, 63 (3): 178-187
<https://dx.doi.org/10.4081/ejh.2019.3060>
- MANISHIN, K.A. & GOLDMAN, K.J. & SHORT, M. & CUNNINGHAM, C.J. & WESTLEY, P.A.H. & SEITZ, A.C. (2019)** Prey consumption estimates for salmon sharks. *Marine and Freshwater Research*, 70 (6): 824-833
<https://dx.doi.org/10.1071/MF18345>
- MANOJKUMAR, P.P. & RANJITH, L. & KANTHAN, K.P. (2019)** Fishery and geospatial mapping of pelagic elasmobranchs from mechanised gillnetters of Tharuvaikulam, Thoothukudi, south-east coast of India. *Indian Journal of Fisheries*, 66 (1): 17-25 <https://dx.doi.org/10.21077/ijf.2019.66.1.81566-03>
- MANUZZI, A. & ZANE, L. & MUNOZ-MERIDA, A. & GRIFFITHS, A.M. & VERISSIMO, A. (2019)** Population genomics and phylogeography of a benthic coastal shark (*Scyliorhinus canicula*) using 2b-RAD single nucleotide polymorphisms. *Biological Journal of the Linnean Society*, 126 (2): 289-303
<https://dx.doi.org/10.1093/biolinnean/bly185>

- MARANDEL, F. & LORANCE, P. & TRENKEL, V.M. (2019)** Determining long-term changes in a skate assemblage with aggregated landings and limited species data. *Fisheries Management and Ecology*, 26 (4): 365-373 <https://dx.doi.org/10.1111/fme.12367>
- MARCUS, L. & VIRTUE, P. & NICHOLS, P.D. & FERREIRA, L.C. & PETHYBRIDGE, H. & MEEKAN, M.G. (2019)** Stable Isotope Analysis of Dermis and the Foraging Behavior of Whale Sharks at Ningaloo Reef, Western Australia. *Frontiers in Marine Science*, 6: Unsp 546 <https://dx.doi.org/10.3389/fmars.2019.00546>
- MARIE, A.D. & HERBINGER, C. & FULLSACK, P. & RICO, C. (2019)** First Reconstruction of Kinship in a Scalloped Hammerhead Shark Aggregation Reveals the Mating Patterns and Breeding Sex Ratio. *Frontiers in Marine Science*, 6: 676 <https://dx.doi.org/10.3389/fmars.2019.00676>
- MARIE, A.D. & STOCKWELL, B.L. & RICO, C. (2019)** DNA Analysis of Juvenile Scalloped Hammerhead Sharks *Sphyrna lewini* (Griffith, 1834) Reveals Multiple Breeding Populations and Signs of Adaptive Divergence in the South Pacific. *Frontiers in Marine Science*, 6: 718 <https://dx.doi.org/10.3389/fmars.2019.00718>
- MÁRQUEZ-VELÁSQUEZ, V. & ROSA, R.S. & GALINDO, E. & NAVIA, A.F. (2019)** Feeding habits and ecological role of the freshwater stingray *Potamotrygon magdalenae* (Duméril 1865) (Myliobatiformes: Potamotrygonidae), combining gut-content and stable isotope analysis. *Environmental Biology of Fishes*, 102 (8): 1119-1136 <https://dx.doi.org/10.1007/s10641-019-00897-0>
- MARRA, N.J. & STANHOPE, M.J. & JUE, N.K. & WANG, M.H. & SUN, Q. & BITAR, P.P. & RICHARDS, V.P. & KOMISSAROV, A. & RAYKO, M. & KLIVER, S. & STANHOPE, B.J. & WINKLER, C. & O'BRIEN, S.J. & ANTUNES, A. & JORGENSEN, S. & SHIVJI, M.S. (2019)** White shark genome reveals ancient elasmobranch adaptations associated with wound healing and the maintenance of genome stability. *Proceedings of the National Academy of Sciences of the United States of America*, 116 (10): 4446-4455 <https://dx.doi.org/10.1073/pnas.1819778116>
- MARTIN, K.L. & ABEL, D.C. & CRANE, D. & HAMMERSCHLAG, N. & BURGE, E.J. (2019)** Blacktip shark *Carcharhinus limbatus* presence at fishing piers in South Carolina: association and environmental drivers. *Journal of Fish Biology*, 94 (3): 469-480 <https://dx.doi.org/10.1111/jfb.13917>
- MARTINS, A.P.B. & HEUPEL, M.R. & OAKLEY-COGAN, A. & CHIN, A. & SIMPFENDORFER, C.A. (2019)** Towed-float GPS telemetry: a tool to assess movement patterns and habitat use of juvenile stingrays. *Marine and Freshwater Research*, 71 (1): 89-98 <https://dx.doi.org/10.1071/MF19048>
- MARTINS, M.F. & GADIG, O.B.F. (2019)** Reproductive biology of the Brazilian blind electric ray *Benthobatis krefftii* (Chondrichthyes: Narcinidae). *Neotropical Ichthyology*, 17 (1): e180093 <https://dx.doi.org/10.1590/1982-0224-20180093>
- MASON, J.G. & HAZEN, E.L. & BOGRAD, S.J. & DEWAR, H. & CROWDER, L.B. (2019)** Community-level effects of spatial management in the California drift gillnet Fishery. *Fisheries Research*, 214: 175-182 <https://dx.doi.org/10.1016/j.fishres.2019.02.010>
- MATICH, P. & KISZKA, J.J. & HEITHAUS, M.R. & LE BOURG, B. & MOURIER, J. (2019)** Inter-individual differences in ontogenetic trophic shifts among three marine predators. *Oecologia*, 189 (3): 621-636 <https://dx.doi.org/10.1007/s00442-019-04357-5>
- MATSUMOTO, R. & MATSUMOTO, Y. & UEDA, K. & SUZUKI, M. & ASAHINA, K. & SATO, K. (2019)** Sexual maturation in a male whale shark (*Rhincodon typus*) based on observations made over 20 years of captivity. *Fishery Bulletin*, 117 (1-2): 78-86 <https://dx.doi.org/10.7755/FB.117.1-2.9>
- MAXWELL, S.M. & SCALES, K.L. & BOGRAD, S.J. & BRISCOE, D.K. & DEWAR, H. & HAZEN, E.L. & LEWISON, R.L. & WELCH, H. & CROWDER, L.B. (2019)** Seasonal spatial segregation in blue sharks (*Prionace glauca*) by sex and size class in the Northeast Pacific Ocean. *Diversity and Distributions*, 25 (8): 1304-1317 <https://dx.doi.org/10.1111/ddi.12941>

- MAY, C. & MEYER, L. & WHITMARSH, S. & HUVENEERS, C. (2019)** Eyes on the size: accuracy of visual length estimates of white sharks, *Carcharodon carcharias*. *Royal Society Open Science*, 6 (5): 190456 <https://dx.doi.org/10.1098/rsos.190456>
- MAY, R.K. & TOLLEY, S.G. & SCHARER, R.M. & DYE, B. & JOSE, F. & POULAKIS, G.R. (2019)** Automated monitoring of fine-scale movements of the endangered smalltooth sawfish (*Pristis pectinata*). *Fishery Bulletin*, 117 (4): 360-371 <https://dx.doi.org/10.7755/fb.117.4.8>
- MAZZOLDI, C. & BEARZI, G. & BRITO, C. & CARVALHO, I. & DESIDERÀ, E. & ENDRIZZI, L. & FREITAS, L. & GIACOMELLO, E. & GIOVOS, I. & GUIDETTI, P. & RESSURREIÇÃO, A. & TULL, M. & MACDIARMID, A. (2019)** From sea monsters to charismatic megafauna: Changes in perception and use of large marine animals. *PLoS ONE*, 14 (12): e0226810 <https://dx.doi.org/10.1371/journal.pone.0226810>
- MCGREGOR, F. & RICHARDSON, A.J. & ARMSTRONG, A.J. & ARMSTRONG, A.O. & DUDGEON, C.L. (2019)** Rapid wound healing in a reef manta ray masks the extent of vessel strike. *PLoS ONE*, 14 (12): e0225681 <https://dx.doi.org/10.1371/journal.pone.0225681>
- MCINTURF, A.G. & STEEL, A.E. & BUCKHORN, M. & SANDSTROM, P. & SLAGER, C.J. & FANGUE, N.A. & KLIMLEY, A.P. & CAILLAUD, D. (2019)** Use of a hydrodynamic model to examine behavioral response of broadnose sevengill sharks (*Notorynchus cepedianus*) to estuarine tidal flow. *Environmental Biology of Fishes*, 102 (9): 1149-1159 <https://dx.doi.org/10.1007/s10641-019-00894-3>
- MCMILLAN, M.N. & HUVENEERS, C. & SEMMENS, J.M. & GILLANDERS, B.M. (2019)** Partial female migration and cool-water migration pathways in an overfished shark. *ICES Journal of Marine Science*, 76 (4): 1083-1093 <https://dx.doi.org/10.1093/icesjms/fsy181>
- MCMILLAN, O.J.L. & DICHIERA, A.M. HARTER, T.S. & WILSON, J.M. & ESBAUGH, A.J. & BRAUNER, C.J. (2019)** Blood and Gill Carbonic Anhydrase in the Context of a Chondrichthyan Model of CO₂ Excretion. *Physiological and Biochemical Zoology*, 92 (6): 554-566 <https://dx.doi.org/10.1086/705402>
- MEEKAN, M. & LOWE, J. (2019)** Does provisioning for tourism harm whale sharks at Oslob? A review of the evidence and reply to Ziegler et al. (2018). *Tourism Management*, 75: 626-629 <https://dx.doi.org/10.1016/j.tourman.2019.02.003>
- MEESE, E.N. & LOWE, C.G. (2019)** Finding a Resting Place: How Environmental Conditions Influence the Habitat Selection of Resting Batoids. *Bulletin of the Southern California Academy of Sciences*, 118 (2): 87-101 <https://dx.doi.org/10.3160/0038-3872-118.2.87>
- MEJÍA-FALLA, P.A. & CASTRO, E.R. & BALLESTEROS, C.A. & BENT-HOOKER, H. & CALDAS, J.P. & ROJAS, A. & NAVIA, A.F. (2019)** Effect of a precautionary management measure on the vulnerability and ecological risk of elasmobranchs captured as target fisheries. *Regional Studies in Marine Science*, 31: 100779 <https://dx.doi.org/10.1016/j.rsma.2019.100779>
- MÉNDEZ-MACÍAS, J.S. & VELÁZQUEZ-CHIQUITO, V.M. & ESTUPIÑÁN-MONTAÑO, C. & GALVÁN-MAGAÑA, F. (2019)** Trophic ecology and ontogenetic shift in the diet of the sicklefin smoothhound (*Mustelus lunulatus*) in the southeastern Pacific Ocean. *Fishery Bulletin*, 117 (3): 245-257 <https://dx.doi.org/10.7755/FB.117.3.11>
- MERLY, L. & LANGE, L. & MEYER, M. & HEWITT, A.M. & KOEN, P. & FISCHER, C. & MULLER, J. & SCHILACK, V. & WENTZEL, M. & HAMMERSCHLAG, N. (2019)** Blood plasma levels of heavy metals and trace elements in white sharks (*Carcharodon carcharias*) and potential health consequences. *Marine Pollution Bulletin*, 142: 85-92 <https://dx.doi.org/10.1016/j.marpolbul.2019.03.018>
- MEYER, H.K. & ROBERTS, E.M. & RAPP, H.T. & DAVIES, A.J. (2019)** Spatial patterns of arctic sponge ground fauna and demersal fish are detectable in autonomous underwater vehicle (AUV) imagery. *Deep Sea Research Part I: Oceanographic Research Papers*, 153: 103137 <https://dx.doi.org/10.1016/j.dsr.2019.103137>

- MEYER, L. & PETHYBRIDGE, H. & BECKMANN, C. & BRUCE, B. & HUVENEERS, C. (2019)** The impact of wildlife tourism on the foraging ecology and nutritional condition of an apex predator. *Tourism Management*, 75: 206-215 <https://dx.doi.org/10.1016/j.tourman.2019.04.025>
- MEYER, L. & PETHYBRIDGE, H. & NICHOLS, P.D. & BECKMANN, C. & HUVENEERS, C. (2019)** Abiotic and biotic drivers of fatty acid tracers in ecology: A global analysis of chondrichthyan profiles. *Functional Ecology*, 33 (7): 1243-1255 <https://dx.doi.org/10.1111/1365-2435.13328>
- MIDWAY, S.R. & WAGNER, T. & BURGESS, G.H. (2019)** Trends in global shark attacks. *PLoS ONE*, 14 (2): e0211049 <https://dx.doi.org/10.1371/journal.pone.0211049>
- MILLS, G. (2019)** Diving deep to detect manta ray pregnancies. *Veterinary Record*, 184 (22): 665
- MILLS, G. (2019)** Old photos offer hope for the future of the elusive angel shark. *Veterinary Record*, 184 (7): 208-209 <https://dx.doi.org/10.1136/vr.1720>
- MIRLEAN, N. & FERRAZ, A.H. & SEUS-ARRACHE, E.R. & ANDRADE, C.F.F. & COSTA, L.P. & JOHANNESON, K.H. (2019)** Mercury and selenium in the Brazilian subtropical marine products: Food composition and safety. *Journal of Food Composition and Analysis*, 84: Unsp 103310 <https://dx.doi.org/10.1016/j.jfca.2019.103310>
- MISAWA, R. & NARIMATSU, Y. & ENDO, H. & KAI, Y. (2019)** Population structure of the ocellate spot skate (*Okamejei kenoei*) inferred from variations in mitochondrial DNA (mtDNA) sequences and from morphological characters of regional populations. *Fishery Bulletin*, 117 (1-2): 24-36 <https://dx.doi.org/10.7755/FB.117.1.4>
- MITCHELL, J.D. & MCLEAN, D.L. & COLLIN, S.P. & LANGLOIS, T.J. (2019)** Shark depredation and behavioural interactions with fishing gear in a recreational fishery in Western Australia. *Marine Ecology Progress Series*, 616:107-122 <https://dx.doi.org/10.3354/meps12954>
- MIYAZAKI, Y. & TERAMURA, A. & SENOU, H. (2019)** Preliminary report on bycatch fish species collected from the Tokyo Submarine Canyon, Japan. *Zookeys*, 843: 117-128 <https://dx.doi.org/10.3897/zookeys.843.32410>
- MIZRAHI, M. & DUCE, S. & PRESSEY, R.L. & SIMPFENDORFER, C.A. & WEEKS, R. & DIEDRICH, A. (2019)** Global opportunities and challenges for Shark Large Marine Protected Areas. *Biological Conservation*, 234: 107-115 <https://dx.doi.org/10.1016/j.biocon.2019.03.026>
- MOL, S. & KAHRAMAN, A.E. & ULUSOY, S. (2019)** Potential Health Risks of Heavy Metals to the Turkish and Greek Populations via Consumption of Spiny Dogfish and Thornback Ray from the Sea of Marmara. *Turkish Journal of Fisheries and Aquatic Sciences*, 19 (2): 19-27 https://dx.doi.org/10.4194/1303-2712-v19_2_03
- MOLLEN, F.H. (2019)** Making Louis Agassiz's wish come true: combining forces and a new protocol for collecting comparative skeletal material of sharks, skates and rays, as a comment and an addition to 'The need of providing tooth morphology in descriptions of extant elasmobranch species' by Guinot et al. (2018). *Zootaxa*, 4571 (2): 295-300 <https://dx.doi.org/10.11646/zootaxa.4571.2.13>
- MONTGOMERY, J. & PERKS, K. (2019)** Understanding Cerebellum in Vertebrate Neuroethology: From Sensing in Sharks and Electric Fish to Motor Sequences in Movement and Birdsong. *Behavioral Neuroscience*, 133 (3): 267-281 <https://dx.doi.org/10.1037/bne0000317>
- MOORE, A.B.M. & GRUBBS, R.D. (2019)** Shark and ray conservation research: Absent where the need is greatest. *Aquatic Conservation: Marine and Freshwater Ecosystems*, 29 (11): 2017-2017 <https://dx.doi.org/10.1002/aqc.3192>

- MOORE, A.B.M. & SÉRET, B. & ARMSTRONG, R. (2019)** Risks to biodiversity and coastal livelihoods from artisanal elasmobranch fisheries in a Least Developed Country: The Gambia (West Africa). *Biodiversity and Conservation*, 28 (6): 1431–1450 <https://dx.doi.org/10.1007/s10531-019-01732-9>
- MORALES, N. & COGLAN, A.R. & HAYDEN, G. & GUAJARDO, P. (2019)** First sighting of a tropical benthic reef shark species at Rapa Nui: chance dispersal or a sign of things to come? *Journal of Fish Biology*, 95 (2): 642-646 <https://dx.doi.org/10.1111/jfb.13977>
- MORALES, N.A. & EASTON, E.E. & FRIEDLANDER, A.M. & HARVEY, E.S. & GARCIA, R. & GAYMER, C.F. (2019)** Spatial and seasonal differences in the top predators of Easter Island: Essential data for implementing the new Rapa Nui multiple-uses marine protected area. *Aquatic Conservation: Marine and Freshwater Ecosystems*, 29: 118-129 <https://dx.doi.org/10.1002/aqc.3068>
- MORALES-GAMBA, R.D. & CALDAS, J.S. & GODOY, L. & MARCON, J.L. (2019)** Sperm characterization of the Amazonian freshwater cururu stingray *Potamotrygon wallacei* (Potamotrygonidae): basic knowledge for reproduction and conservation plans. *Zygote*, 27 (4): 259-261 <https://dx.doi.org/10.1017/s096719941900039x>
- MOREIRA, R.A. & DE CARVALHO, M.R. (2019)** Clasper Morphology of the Japanese sawshark, *Pristiophorus japonicus* Günther, 1870 (Chondrichthyes: Elasmobranchii). *The Anatomical Record*, 302 (9): 1666-1670 <https://dx.doi.org/10.1002/ar.24082>
- MOREIRA, R.A. & GOMES, U.L. & DE CARVALHO, M.R. (2019)** Systematic implications of the caudal fin skeletal anatomy in ground sharks, order Carcharhiniformes (Chondrichthyes: Elasmobranchii). *Zoological Journal of the Linnean Society*, 185 (1): 193-211 <https://dx.doi.org/10.1093/zoolinlean/zly038>
- MORFIN, M. & SIMON, J. & MORANDEAU, F. & BAULIER, L. & MÉHAULT, S. & KOPP, D. (2019)** Using acoustic telemetry to estimate post-release survival of undulate ray *Raja undulata* (Rajidae) in northeast Atlantic. *Ocean & Coastal Management*, 178: 104848 <https://dx.doi.org/10.1016/j.ocecoaman.2019.104848>
- MORSE, P. & MOLE, M.A. & BESTER, M.N. & JOHNSON, R. & SCACCO, U. & GENNARI, E. (2019)** Cape fur seals (*Arctocephalus pusillus pusillus*) adjust traversing behaviour with lunar conditions in the high white shark (*Carcharodon carcharias*) density waters of Mossel Bay, South Africa. *Marine Ecology Progress Series*, 622: 219–230 <https://dx.doi.org/10.3354/meps13051>
- MOXLEY, J.H. & NICHOLSON, T.E. & VAN HOUTAN, K.S. & JORGENSEN, S.J. (2019)** Non-trophic impacts from white sharks complicate population recovery for sea otters. *Ecology and Evolution*, 9 (11): 6378-6388 <https://dx.doi.org/10.1002/ece3.5209>
- MOYER, J.K. & SHANNON, S.F. & IRSCHICK, D.J. (2019)** Bite performance and feeding behaviour of the sand tiger shark *Carcharias taurus*. *Journal of Fish Biology*, 95 (3): 881-892 <https://dx.doi.org/10.1111/jfb.14086>
- MUCIENTES, G. & QUEIROZ, N. (2019)** Presence of plastic debris and retained fishing hooks in oceanic sharks. *Marine Pollution Bulletin*, 143: 6-11 <https://dx.doi.org/10.1016/j.marpolbul.2019.04.028>
- MUKTHA, M. & AKHILESH, K.Y. & SUKUMARAN, S. & KIZHAKUDAN, S.J. (2019)** A new report confirming the presence of bennett's stingray, *Hemirhamphys bennettii* (Elasmobranchii: Myliobatiformes: Dasyatidae), from the Western Bay of Bengal. *Acta Ichthyologica et Piscatoria*, 49 (1): 101-108 <https://dx.doi.org/10.3750/aiep/02474>
- MULAS, A. & BELLODI, A. & CANNAS, R. & CARBONARA, P. & CAU, A. & MARONGIU, M.F. & PESCI, P. & PORCU, C. & FOLLESA, M.C. (2019)** Resource partitioning among sympatric elasmobranchs in the central-western Mediterranean continental shelf. *Marine Biology*, 166 (12): 153 <https://dx.doi.org/10.1007/s00227-019-3607-0>
- MUMBY, P.J. (2019)** Survival of a grey reef shark *Carcharhinus amblyrhynchos* without a dorsal fin. *Journal of Fish Biology*, 94 (5): 820-822 <https://dx.doi.org/10.1111/jfb.13957>

- MUÑOZ, R.C. & BURTON, M.L. (2019)** Comparison of video and diver observations of sharks from a fishery-independent trap-video survey off east-central Florida, including utility of an alternative method of video analysis. *Fishery Bulletin*, 117 (1-2): 87-96 <https://dx.doi.org/10.7755/FB.117.1-2.10>
- MURILLO-CISNEROS, D.A. & O'HARA, T.M. & ELORRIAGA-VERPLANCKEN, F.R. & CURIEL-GODOY, P. & SANCHEZ-GONZALEZ, A. & MARMOLEJO-RODRIGUEZ, A.J. & MARIN-ENRIQUEZ, E. & GALVAN-MAGANA, F. (2019)** Trophic assessment and isotopic niche of three sympatric ray species of western Baja California Sur, Mexico. *Environmental Biology of Fishes*, 102 (12): 1519-1531 <https://dx.doi.org/10.1007/s10641-019-00923-1>
- MURILLO-CISNEROS, D.A. & O'HARA, T.M. & ELORRIAGA-VERPLANCKEN, F.R. & SANCHEZ-GONZALEZ, A. & MARIN-ENRIQUEZ, E. & MARMOLEJO-RODRIGUEZ, A.J. & GALVAN-MAGANA, F. (2019)** Trophic Structure and Biomagnification of Total Mercury in Ray Species Within a Benthic Food Web. *Archives of Environmental Contamination and Toxicology*, 77 (3): 321-329 <https://dx.doi.org/10.1007/s00244-019-00632-x>
- MUSYL, M.K. & GILMAN, E.L. (2019)** Meta-analysis of post-release fishing mortality in apex predatory pelagic sharks and white marlin. *Fish and Fisheries*, 20 (3): 466-500 <https://dx.doi.org/10.1111/faf.12358>
- MYLNICZENKO, N.D. & SUMIGAMA, S. & WYFFELS, J.T. & WHEATON, C.J. & GUTTRIDGE, T.L. & DIROCCO, S. & PENFOLD, L.M. (2019)** Ultrasonographic and hormonal characterization of reproductive health and disease in wild, semiwild, and aquarium-housed southern stingrays (*Hypanus americanus*). *American Journal of Veterinary Research*, 80 (10): 931-942
- NAJMUDEEN, T.M. & ZACHARIA, P.U. & SEETHA, P.K. & SUNIL, K.T.S. & RADHAKRISHNAN, M. & AKHILDEV, S. & SIPSON, A. (2019)** Length-weight relationships of three species of pelagic sharks from southeastern Arabian Sea. *Regional Studies in Marine Science*, 29: Unsp 100647 <https://dx.doi.org/10.1016/j.rsma.2019.100647>
- NALESSO, E. & HEARN, A. & SOSA-NISHIZAKI, O. & STEINER, T. & ANTONIOU, A. & REID, A. & BESSUDO, S. & SOLER, G. & KLIMLEY, P. & LARA, F. & KETCHUM, J.T. & ARAUZ, R. (2019)** Movements of scalloped hammerhead sharks (*Sphyrna lewini*) at Cocos Island, Costa Rica and between oceanic islands in the Eastern Tropical Pacific. *Plos One*, 14 (3): e0213741 <https://dx.doi.org/10.1371/journal.pone.0213741>
- NASBY-LUCAS, N. & DEWAR, H. & SOSA-NISHIZAKI, O. & WILSON, C. & HYDE, J.R. & VETTER, R.D. & WRAITH, J. & BLOCK, B.A. & KINNEY, M.J. & SIPPEL, T. & HOLTS, D.B. & KOHIN, S. (2019)** Movements of electronically tagged shortfin mako sharks (*Isurus oxyrinchus*) in the eastern North Pacific Ocean. *Animal Biotelemetry*, 7: 12 <https://dx.doi.org/10.1186/s40317-019-0174-6>
- NATANSON, L.J. & DEACY, B.M. (2019)** Using oxytetracycline validation for confirmation of changes in vertebral band-pair deposition rates with ontogeny in sandbar sharks (*Carcharhinus plumbeus*) in the western North Atlantic Ocean. *Fishery Bulletin*, 117 (1-2): 50-58 <https://dx.doi.org/10.7755/FB.117.1.6>
- NATANSON, L.J. & DEACY, B.M. & JOYCE, W. & SULIKOWSK, J. (2019)** Presence of a resting population of female porbeagles (*Lamna nasus*), indicating a biennial reproductive cycle, in the western North Atlantic Ocean. *Fishery Bulletin*, 117 (1-2): 70-77 <https://dx.doi.org/10.7755/FB.117.1-2.8>
- NAVIA, A. & MEJÍA-FALLA, P. (2019)** Checklist of marine elasmobranchs of Colombia. *Universitas Scientiarum*, 24 (1): 241-276 <https://dx.doi.org/10.11144/Javeriana.SC24-1.come>
- NEVATTE, R.J. & CLARK, J.A. & WILLIAMSON, J.E. & GILLINGS, M.R. (2019)** The complete mitochondrial genome of the Epaulette Shark, *Hemiscyllium ocellatum* (Bonnaterre, 1788). *Mitochondrial DNA Part B*, 4 (1): 534-535 <https://dx.doi.org/10.1080/23802359.2018.1553511>
- NEVATTE, R.J. & WUERINGER, B.E. & GILLINGS, M.R. & WILLIAMSON, J.E. (2019)** Genetic and historical evidence of common sawsharks *Pristiophorus cirratus* in the waters of southern Queensland. *Journal of Fish Biology*, 95 (5): 1342-1345 <https://dx.doi.org/10.1111/jfb.14122>

- NEWTON, K.C. & GILL, A.B. & KAJIURA, S.M. (2019)** Electroreception in marine fishes: chondrichthyans. *Journal of Fish Biology*, 95 (1): 135-154 <https://dx.doi.org/10.1111/jfb.14068>
- NEYRÃO, I.M. & CONRADO, A.L.V. & TAKATSUKA, V. & BRUNO, C.E.M. & DE AZEVEDO, V.G. (2019)** Quantification of liver lipid deposition and melano-macrophages in lesser guitarfish *Zapteryx brevirostris* submitted to different feeding cycles. *Comparative Clinical Pathology*, 28: 805–810 <https://dx.doi.org/10.1007/s00580-019-02953-8>
- NIELSEN, J. & CHRISTIANSEN, J.S. & GRONKJAER, P. & BUSHNELL, P. & STEFFENSEN, J.F. & KIILLERICH, H.O. & PRAEBEL, K. & HEDEHOLM, R. (2019)** Greenland Shark (*Somniosus microcephalus*) Stomach Contents and Stable Isotope Values Reveal an Ontogenetic Dietary Shift. *Frontiers in Marine Science*, 6: Unsp 125 <https://dx.doi.org/10.3389/fmars.2019.00125>
- NIKINMAA, M. & BERENBRINK, M. & BRAUNER, C.J. (2019)** Regulation of erythrocyte function: Multiple evolutionary solutions for respiratory gas transport and its regulation in fish. *Acta Physiologica*, 227 (2): UNSP e13299 <https://dx.doi.org/10.1111/apha.13299>
- NOSAL, A.P. & CARTAMIL, D.P. & WEGNER, N.C. & LAM, C.H. & HASTINGS, P.A. (2019)** Movement ecology of young-of-the-year blue sharks *Prionace glauca* and shortfin makos *Isurus oxyrinchus* within a putative binational nursery area. *Marine Ecology Progress Series*, 623: 99-115 <https://dx.doi.org/10.3354/meps13021>
- NUNES, D.M. & HAZIN, F.H.V. & BRANCO-NUNES, I.S.L. & HAZIN, H. & PACHECO, J.C. & AFONSO, A.S. & MOURATO, B.L. & CARVALHO, F.C. (2019)** Survivorship of species caught in a longline tuna fishery in the western equatorial Atlantic Ocean. *Latin American Journal of Aquatic Research*, 47 (5): 798-807 <https://dx.doi.org/10.3856/vol47-issue5-fulltext-9>
- NYEGAARD, M. & ANDRZEJACZEK, S. & JENNER, C.S. & JENNER, M.-N.M. (2019)** Tiger shark predation on large ocean sunfishes (Family Molidae) – two Australian observations. *Environmental Biology of Fishes*, 102 (12): 1559-1567 <https://dx.doi.org/10.1007/s10641-019-00926-y>
- O'CONNELL, K.A. & DI SANTO, V. & MALDONADO, J. & MOLINA, E. & FUJITA, M.K. (2019)** A Tale of Two Skates: Comparative Phylogeography of North American Skate Species with Implications for Conservation. *Copeia*, 107 (2): 297-304 <https://dx.doi.org/10.1643/cg-18-114>
- OKAMOTO, E. & MORIYAMA, Y. & KURAKU, S. & KAI, K. & TANAKA, M. (2019)** Involvement of HGF/MET signaling in appendicular muscle development in cartilaginous fish. *Development Growth & Differentiation*, 61 (1): 97-103 <https://dx.doi.org/10.1111/dgd.12591>
- ORLOV, A.M. & TOKRANOV, A.M. (2019)** Checklist of deep-sea fishes of the Russian northwestern Pacific Ocean found at depths below 1000 m. *Progress in Oceanography*, 176: 102143 <https://dx.doi.org/10.1016/j.pocean.2019.102143>
- ORY, D. & CUENOT, Y. & VIGOUROUX, R. & COVAIN, R. & BROSE, S. & MURIENNE, J. (2019)** Complete mitochondrial genome of the river stingray *Potamotrygon orbignyi* (Myliobatiformes: Potamotrygonidae). *Mitochondrial DNA Part B-Resources*, 4 (2): 3153-3154 <https://dx.doi.org/10.1080/23802359.2019.1666683>
- OSIMANI, A. & FERROCINO, I. & AGNOLUCCI, M. & COCOLIN, L. & GIOVANNETTI, M. & CRISTANI, C. & PALLA, M. & MILANOVIĆ, V. & RONCOLINI, A. & SABBATINI, R. & GAROFALO, C. & CLEMENTI, F. & CARDINALI, F. & PETRUZZELLI, A. & GABUCCI, C. & TONUCCI, F. & AQUILANTI, L. (2019)** Unveiling hákarl: A study of the microbiota of the traditional Icelandic fermented fish. *Food Microbiology*, 82: 560-572 <https://dx.doi.org/10.1016/j.fm.2019.03.027>
- OTWAY, N.M. & ELLIS, M.T. & HOUSEFIELD, G. (2019)** Captive parturition and neonatal growth of the dwarf ornate wobbegong (*Orectolobus ornatus* de Vis, 1883). *Zoo Biology*, 38 (5): 442-447 <https://dx.doi.org/10.1002/zoo.21503>

OURY, N. & DUCHATELET, L. & MALLEFET, J. & MAGALON, H. (2019) Isolation and characterization of 29 and 19 microsatellite loci from two deep-sea luminous lanternsharks, *Etmopterus spinax* and *Etmopterus molleri* (Squaliformes, Etmopteridae). *Molecular Biology Reports*, 46 (1): 1357-1362
<https://dx.doi.org/10.1007/s11033-018-04578-6>

PAN, X.Y. & WANG, Y.M. & LI, L. & CHI, C.F. & WANG, B. (2019) Four Antioxidant Peptides from Protein Hydrolysate of Red Stingray (*Dasyatis akajei*) Cartilages: Isolation, Identification, and In Vitro Activity Evaluation. *Marine Drugs*, 17 (5): 263 <https://dx.doi.org/10.3390/md17050263>

PANCALDI, F. & PÁEZ-OSUNA, F. & SOTO-JIMÉNEZ, M.F. & GONZÁLEZ-ARMAS, R. & O'HARA, T. & MARMOLEJO-RODRÍGUEZ, A.J. & VÁZQUEZ, A. & GALVÁN-MAGAÑA, F. (2019) Trace Elements in Tissues of Whale Sharks (*Rhincodon typus*) Stranded in the Gulf of California, Mexico. *Bulletin of Environmental Contamination and Toxicology*, 103 (3): 515–520
<https://dx.doi.org/10.1007/s00128-019-02640-y>

PARK, H.B. & LAM, Y.C. & GAFFNEY, J.P. & WEAVER, J.C. & KRIVOSHIK, S.R. & HAMCHAND, R. & PIERIBONE, V. & GRUBER, D.F. & CRAWFORD, J.M. (2019) Bright Green Biofluorescence in Sharks Derives from Bromo-Kynurenine Metabolism. *iScience*, 19: 1291-1336
<https://dx.doi.org/10.1016/j.isci.2019.07.019>

PARK, J.M. & BAECK, G.W. & RAOULT, V. (2019) First observation on the diet and feeding strategy of cloudy catshark *Scyliorhinus torazame* (Tanaka, 1908). *Regional Studies in Marine Science*, 28: Unsp 100596
<https://dx.doi.org/10.1016/j.rsma.2019.100596>

PARKINSON, L. & GAINES, B. & NOLLENS, H. (2019) Effect of a nutrient enema on serum nutrient concentrations in white-spotted bamboo sharks (*Chiloscyllium plagiosum*) *Journal of Zoo and Wildlife Medicine*, 50 (1): 55-61 <https://dx.doi.org/10.1638/2017-0106>

PARTON, K.J. & GALLOWAY, T.S. & GODLEY, B.J. (2019) Global review of shark and ray entanglement in anthropogenic marine debris. *Endangered Species Research*, 39: 173-190
<https://dx.doi.org/10.3354/esr00964>

PASQUALE, R. & SIMONE, L. & FRANCESCA, C. & GIANFRANCO, D. & PORZIA, M. & LETIZIA, S. & ANGELO, T. & COSIMO, S. & ROBERTO, C. (2019) Ecosystem functioning of two marine food webs in the North-Western Ionian Sea (Central Mediterranean Sea). *Ecology and Evolution*, 9 (18): 10198-10212
<https://dx.doi.org/10.1002/ece3.5527>

PATRICIA, F.W. & GUZMAN, D. & INIGO, B. & URTZI, I. & MARIA, B.J. & MANU, S. (2019) Morphological Characterization and Hydrodynamic Behavior of Shortfin Mako Shark (*Isurus oxyrinchus*) Dorsal Fin Denticles. *Journal of Bionic Engineering*, 16 (4): 730-741 <https://dx.doi.org/10.1007/s42235-019-0059-7>

PAXTON, A.B. & BLAIR, E. & BLAWAS, C. & FATZINGER, M.H. & MARENS, M. & HOLMBERG, J. & KINGEN, C. & HOUPPERMANS, T. & KEUSENKOTHEN, M. & MCCORD, J. & SILLIMAN, B.R. & PENFOLD, L.M. (2019) Citizen science reveals female sand tiger sharks (*Carcharias taurus*) exhibit signs of site fidelity on shipwrecks. *Ecology*, 100 (8): e02687 <https://dx.doi.org/10.1002/ecy.2687>

PAZMIÑO, D.A. & VAN HERWERDEN, L. & SIMPFENDORFER, C.A. & JUNGE, C. & DONNELLAN, S.C. & MAURICIO HOYOS-PADILLA, E. & DUFFY, C.A.J. & HUVENEERS, C. & GILLANDERS, B. & BUTCHER, P.A. & MAES, G.E. (2019) Introgressive hybridisation between two widespread sharks in the east Pacific Region. *Molecular Phylogenetics and Evolution*, 136: 119-127 <https://dx.doi.org/10.1016/j.ympev.2019.04.013>

PEEL, L.R. & DALY, R. & DALY, C.A.K. & STEVENS, G.M.W. & COLLIN, S.P. & MEEKAN, M.G. (2019) Stable isotope analyses reveal unique trophic role of reef manta rays (*Mobula alfredi*) at a remote coral reef. *Royal Society Open Science*, 6 (9): 190599 <https://dx.doi.org/10.1098/rsos.190599>

PEEL, L.R. & STEVENS, G.M.W. & DALY, R. & KEATING DALY, C.A. & LEA, J.S.E. & CLARKE, C.R. & COLLIN, S.P. & MEEKAN, M.G. (2019) Movement and residency patterns of reef manta rays *Mobula alfredi* in

the Amirante Islands, Seychelles. *Marine Ecology Progress Series*, 621: 169-184
<https://dx.doi.org/10.3354/meps12995>

PENADES-SUAY, J. & GARCIA-SALINAS, P. & TOMAS, J. & AZNAR, F.J. (2019) Aggressive interactions between juvenile swordfish and blue sharks in the western Mediterranean: a widespread phenomenon?. *Mediterranean Marine Science*, 20 (2): 314-319 <https://dx.doi.org/10.12681/mms.18102>

PENNINO, M.G. & GUIJARRO-GARCIA, E. & VILELA, R. & DEL RIO, J.L. & BELLIDO, J.M. (2019) Modeling the distribution of thorny skate (*Amblyraja radiata*) in the southern Grand Banks (Newfoundland, Canada). *Canadian Journal of Fisheries and Aquatic Sciences*, 76 (11): 2121-2130
<https://dx.doi.org/10.1139/cjfas-2018-0302>

PEPIN-NEFF, C. & WYNTER, T. (2019) Save the sharks: reevaluating and (re)valuing feared predators. *Human Dimensions of Wildlife*, 24 (1): 87-94 <https://dx.doi.org/10.1080/10871209.2018.1539887>

PEREZ, A.E. & BORGES, S.M. & OLIVARES, F.R. & RAREDON, S.J. (2019) First Case of Morphological Abnormality in Common Angel Sharks *Squatina squatina* (Chondrichthyes: Squatinidae), from the Canary Islands. *Turkish Journal of Fisheries and Aquatic Sciences*, 19 (3): 267-270 https://dx.doi.org/10.4194/1303-2712-v19_3_10

PEREZ, R. & BORGES-MARTINS, M. (2019) Integrative taxonomy of small worm lizards from Southern South America, with description of three new species (Amphisbaenia: Amphisbaenidae). *Zoologischer Anzeiger*, 283: 124-141 <https://dx.doi.org/10.1016/j.jcz.2019.09.007>

PERRYMAN, R.J.Y. & VENABLES, S.K. & TAPILATU, R.F. & MARSHALL, A.D. & BROWN, C. & FRANKS, D.W. (2019) Social preferences and network structure in a population of reef manta rays. *Behavioral Ecology and Sociobiology*, 73 (8): 114 <https://dx.doi.org/10.1007/s00265-019-2720-x>

PPAFF, C. & KRIWET, J. & MARTIN, K. & JOHANSON, Z. (2019) Ontogenetic development of the otic region in the new model organism, *Leucoraja erinacea* (Chondrichthyes; Rajidae). *Earth and Environmental Science Transactions of the Royal Society of Edinburgh*, 109 (1-2): 105-114
<https://dx.doi.org/10.1017/s1755691018000993>

PHENIX, L.M. & TRICARICO, D. & QUINTERO, E. & BOND, M.E. & BRANDL, S.J. & GALLAGHER, A.J. (2019) Evaluating the effects of large marine predators on mobile prey behavior across subtropical reef ecosystems. *Ecology and Evolution*, 9 (24): 13740-13751 <https://dx.doi.org/10.1002/ece3.5784>

PHILLIPS, B.T. & SHIPLEY, O.N. & HALVORSEN, J. & STERNLICHT, J.K. & GALLAGHER, A.J. (2019) First in situ observations of the sharpnose sevengill shark (*Heptranchias perlo*), from the Tongue of the Ocean, Bahamas. *Journal of the Ocean Science Foundation*, 32: 17-22 <https://dx.doi.org/10.5281/zenodo.2539708>

PIMIENTO, C. & CANTALAPIEDRA, J.L. & SHIMADA, K. & FIELD, D.J. & SMAERS, J.B. (2019) Evolutionary pathways toward gigantism in sharks and rays. *Evolution*, 73 (3): 588-599
<https://dx.doi.org/10.1111/evo.13680>

PINTE, N. & GODEFROID, M. & ABBAS, O. & BAETEN, V. & MALLEFET, J. (2019) Deep-sea sharks: Relation between the liver's buoyancy and red aerobic muscle volumes, a new approach. *Comparative Biochemistry and Physiology Part A: Molecular & Integrative Physiology*, 236: 110520
<https://dx.doi.org/10.1016/j.cbpa.2019.06.020>

PIROG, A. & JAQUEMET, S. & RAVIGNE, V. & CLIFF, G. & CLUA, E. & HOLMES, B.J. & HUSSEY, N.E. & NEVILL, J.E.G. & TEMPLE, A.J. & BERGGREN, P. & VIGLIOLA, L. & MAGALON, H. (2019) Genetic population structure and demography of an apex predator, the tiger shark *Galeocerdo cuvier*. *Ecology and Evolution*, 9 (10): 5551-5571 <https://dx.doi.org/10.1002/ece3.5111>

- PIROG, A. & MAGALON, H. & POIROUT, T. & JAQUEMET, S. (2019)** Reproductive biology, multiple paternity and polyandry of the bull shark *Carcharhinus leucas*. *Journal of Fish Biology*, 95 (5): 1195-1206 <https://dx.doi.org/10.1111/jfb.14118>
- PIROTTA, V. & GRECH, A. & JONSEN, I.D. & LAURANCE, W.F. & HARCOURT, R.G. (2019)** Consequences of global shipping traffic for marine giants. *Frontiers in Ecology and the Environment*, 17 (1): 39-46 <https://dx.doi.org/10.1002/fee.1987>
- PISTEVOS, J.C.A. & REIS-SANTOS, P. & IZZO, C. & GILLANDERS, B.M. (2019)** Element composition of shark vertebrae shows promise as a natural tag. *Marine and Freshwater Research*, 70 (12): 1722-1733 <https://dx.doi.org/10.1071/MF18423>
- POLLERSPÖCK, J. & STRAUBE, N. (2019)** An identification key to elasmobranch genera based on dental morphological characters Part A: Squalomorph sharks (Superorder Squalomorpha). *Bulletin of Fish Biology*, 18 (1/2): 77-105
- POUCA, C.V. & GERVAIS, C. & REED, J. & MICHARD, J. & BROWN, C. (2019)** Quantity discrimination in Port Jackson sharks incubated under elevated temperatures. *Behavioral Ecology and Sociobiology*, 73 (7): Unsp 93 <https://dx.doi.org/10.1007/s00265-019-2706-8>
- POULAKIS, G.R. & GRUBBS, R.D. (2019)** Biology and ecology of sawfishes: global status of research and future outlook. *Endangered Species Research*, 39: 77-90 <https://dx.doi.org/10.3354/esr00955>
- PROKOFIEV, A.M. (2019)** On the Status of *Paragaleus longicaudatus* (Hemigaleidae). *Journal of Ichthyology*, 59 (1): 113-114 <https://dx.doi.org/10.1134/S0032945219010144>
- QUEIROZ, A.P.N. & ARAUJO, M.L.G. & LESSA, R.P.T. (2019)** Dietary composition and trophic level of *Hypanus marianae* (Myliobatiformes: Dasyatidae), captured off Pernambuco coast, Brazil. *Latin American Journal of Aquatic Research*, 47 (5): 808-817 <https://dx.doi.org/10.3856/vol47-issue5-fulltext-10>
- QUEIROZ, N. & HUMPHRIES, N.E. & COUTO, A. & VEDOR, M. & COSTA, I. & SEQUEIRA, A.M.M. & MUCIENTES, G. & SANTOS, A.M. & ABASCAL, F.J. & ABERCROMBIE, D.L. & ABRANTES, K. & ACUNA-MARRERO, D. & AFONSO, A.S. & AFONSO, P. & ANDERS, D. & ARAUJO, G. & ARAUZ, R. & BACH, P. & BARNETT, A. & BERNAL, D. & BERUMEN, M.L. & LION, S.B. & BEZERRA, N.P.A. & BLAISON, A.V. & BLOCK, B.A. & BOND, M.E. & BONFIL, R. & BRADFORD, R.W. & BRAUN, C.D. & BROOKS, E.J. & BROOKS, A. & BROWN, J. & BRUCE, B.D. & BYRNE, M.E. & CAMPANA, S.E. & CARLISLE, A.B. & CHAPMAN, D.D. & CHAPPLE, T.K. & CHISHOLM, J. & CLARKE, C.R. & CLUA, E.G. & COCHRAN, J.E.M. & CROCHELET, E.C. & DAGORN, L. & DALY, R. & CORTES, D.D. & DOYLE, T.K. & DREW, M. & DUFFY, C.A.J. & ERIKSON, T. & ESPINOZA, E. & FERREIRA, L.C. & FERRETTI, F. & FILMALTER, J.D. & FISCHER, G.C. & FITZPATRICK, R. & FONTES, J. & FORGET, F. & FOWLER, M. & FRANCIS, M.P. & GALLAGHER, A.J. & GENNARI, E. & GOLDSWORTHY, S.D. & GOLLOCK, M.J. & GREEN, J.R. & GUSTAFSON, J.A. & GUTTRIDGE, T.L. & GUZMAN, H.M. & HAMMERSCHLAG, N. & HARMAN, L. & HAZIN, F.H.V. & HEARD, M. & HEARN, A.R. & HOLDSWORTH, J.C. & HOLMES, B.J. & HOWEY, L.A. & HOYOS, M. & HUETER, R.E. & HUSSEY, N.E. & HUVENEERS, C. & IRION, D.T. & JACOBY, D.M.P. & JEWELL, O.J.D. & JOHNSON, R. & JORDAN, L.K.B. & JORGENSEN, S.J. & JOYCE, W. & DALY, C.A.K. & KETCHUM, J.T. & KLIMLEY, A.P. & KOCK, A.A. & KOEN, P. & LADINO, F. & LANA, F.O. & LEA, J.S.E. & LLEWELLYN, F. & LYON, W.S. & MACDONNELL, A. & MACENA, B.C.L. & MARSHALL, H. & MCALLISTER, J.D. & MCAULEY, R. & MEYER, M.A. & MORRIS, J.J. & NELSON, E.R. & PAPASTAMATIOU, Y.P. & PATTERSON, T.A. & PENAHERRERA-PALMA, C. & PEPPERELL, J.G. & PIERCE, S.J. & POISSON, F. & QUINTERO, L.M. & RICHARDSON, A.J. & ROGERS, P.J. & ROHNER, C.A. & ROWAT, D.R.L. & SAMOILYS, M. & SEMMENS, J.M. & SHEAVES, M. & SHILLINGER, G. & SHIVJI, M. & SINGH, S. & SKOMAL, G.B. & SMALE, M.J. & SNYDERS, L.B. & SOLER, G. & SORIA, M. & STEHFEST, K.M. & STEVENS, J.D. & THORROLD, S.R. & TOLOTTI, M.T. & TOWNER, A. & TRAVASSOS, P. & TYMINSKI, J.P. & VANDEPERRE, F. & VAUDO, J.J. & WATANABE, Y.Y. & WEBER, S.B. & WETHERBEE, B.M. & WHITE, T.D. & WILLIAMS, S. & ZARATE, P.M. & HARCOURT, R. & HAYS, G.C. & MEEKAN, M.G. & THUMS, M. & IRIGOIEN, X. & EGUILUZ, V.M. & DUARTE, C.M. & SOUSA, L.L. & SIMPSON, S.J. & SOUTHALL, E.J. & SIMS, D.W. (2019)** Global spatial risk assessment of sharks under the footprint of fisheries. *Nature*, 572 (7770): 461 <https://dx.doi.org/10.1038/s41586-019-1444-4>

- RAFAEL, T.L. & LAURA, A.M. & FELIPE, G.M. & SUJITHA, S.B. & JONATHAN, M.P. (2019)** Understanding the antagonism of Hg and Se in two shark species from Baja California South, Mexico. *Science of the Total Environment*, 650: 202-209 <https://dx.doi.org/10.1016/j.scitotenv.2018.08.261>
- RAMIREZ, J.M. & VAZQUEZ-BADER, A.R. & GRACIA, A. (2019)** Ichthyofaunal list of the continental slope of the southern Gulf of Mexico. *Zookeys*, 846: 117-132 <https://dx.doi.org/10.3897/zookeys.846.31944>
- RAMÍREZ-AMARO, S. & FERNÁNDEZ-PERALTA, L. & SERNA, F. & PUERTO, M.A. (2019)** Abnormalities in two shark species, the blue shark, *Prionace glauca*, and the school shark, *Galeorhinus galeus* (Elasmobranchii: Carcharhiniformes), from the Canary Islands, eastern tropical Atlantic. *Acta Ichthyologica et Piscatoria*, 49 (3): 295–303 <https://dx.doi.org/10.3750/AIEP/02615>
- RAMÍREZ-AMARO, S. & GALVÁN-MAGAÑA, F. (2019)** Effect of gillnet selectivity on elasmobranchs off the northwestern coast of Mexico. *Ocean & Coastal Management*, 172: 105-116 <https://dx.doi.org/10.1016/j.ocecoaman.2019.02.001>
- RANGEL, B.S. & AMORIM, A.F. & KFOURY, J.R. & RICI, R.E.G. (2019)** Microstructural morphology of dermal and oral denticles of the sharpnose sevengill shark *Heptranchias perlo* (Elasmobranchii: Hexanchidae), a deep-water species. *Microscopy Research and Technique*, 82 (8): 1243-1248 <https://dx.doi.org/10.1002/jemt.23273>
- RANGEL, B.S. & HUSSEY, N.E. & GOMES, A.D. & RODRIGUES, A. & MARTINELLI, L.A. & MOREIRA, R.G. (2019)** Resource partitioning between two young-of-year cownose rays *Rhinoptera bonasus* and *R. brasiliensis* within a communal nursery inferred by trophic biomarkers. *Journal of Fish Biology*, 94 (5): 781-788 <https://dx.doi.org/10.1111/jfb.13958>
- RANGEL, B.S. & SALMON, T. & POSCAI, A.N. & KFOURY, J.R. & RICI, R.E.G. (2019)** Comparative investigation into the morphology of oral papillae and denticles of four species of lamnid and sphyrnid sharks. *Zoomorphology*, 138 (1): 127-136
- RANJITH, L. & SARAVANAN, R. & KALIDAS, C. & KAVITHA, M. & RAMKUMAR, S. & JOSHI, K.K. & MANOJKUMAR, P.P. (2019)** Morphological Deformities in *Neotrygon kuhlii* (Muller & Henle, 1841) from Gulf of Mannar, Bay of Bengal, India. *Thalassas*, 35 (1): 49-56 <https://dx.doi.org/10.1007/s41208-018-0083-0>
- RAO, Y.S. & SHAO, Z.H. & AHANGARNEJAD, A.H. & GHOLAMALIZADEH, E. & SOBHANI, B. (2019)** Shark Smell Optimizer applied to identify the optimal parameters of the proton exchange membrane fuel cell model. *Energy Conversion and Management*, 182: 1-8 <https://dx.doi.org/10.1016/j.enconman.2018.12.057>
- RAOULT, V. & BROADHURST, M.K. & PEDDEMORS, M. & WILLIAMSON, M.E. & GASTON, M.F. (2019)** Resource use of great hammerhead sharks *Sphyrna mokarran* off eastern Australia. *Journal of Fish Biology*, 95 (6): 1430-1440 <https://dx.doi.org/10.1111/jfb.14160>
- RAOULT, V. & WILLIAMSON, J.E. & SMITH, T.M. & GASTON, T.F. (2019)** Effects of on-deck holding conditions and air exposure on post-release behaviours of sharks revealed by a remote operated vehicle. *Journal of Experimental Marine Biology and Ecology*, 511: 10-18 <https://dx.doi.org/10.1016/j.jembe.2018.11.003>
- RAVALI, V. & DEEPTI, V.A.I. & JHA, S. & SUJATHA, K. (2019)** First record of valid species of torpedo electric ray, *Torpedo pollenii* (Bleeker, 1865) (Torpediniformes: Torpedinidae) from Indian waters. *Indian Journal of Geo Marine Sciences*, 48 (9): 1338-1343
- REATEGUI-QUISPE, A. & PARIONA-VELARDE, D. (2019)** Determinación de plomo, cadmio, mercurio y Bases Volátiles Nitrogenadas Totales (NBVT) en el músculo de tiburón azul *Prionace glauca* procedente de la zona sur del Perú [Determination of lead, cadmium, mercury and Total Volatile Base Nitrogen (TVBN) in muscle of blue shark *Prionace glauca* from the southern zone of Peru]. *Revista de Biología Marina y Oceanografía*, 54 (3): 336-342 <https://dx.doi.org/10.22370/rbmo.2019.54.3.2029>

- REDMOND, A.K. & ZOU, J. & SECOMBES, C.J. & MACQUEEN, D.J. & DOOLEY, H. (2019)** Discovery of All Three Types in Cartilaginous Fishes Enables Phylogenetic Resolution of the Origins and Evolution of Interferons. *Frontiers in Immunology*, 10: 1558 <https://dx.doi.org/10.3389/fimmu.2019.01558>
- RÊGO, M.G. & ARAUJO, M.L.G. & BARROS, M.E.G. & D'ANDRADE AIRES, L. & OLIVEIRA, P.G.V. & HAZIN, F.H.V. & FITZPATRICK, J.L. & EVÊNCIO-NETO, J. (2019)** Morphological description of ovary and uterus of the nurse shark (*Ginglymostoma cirratum*) caught off at the Fortaleza coast, Northeast Brazil [Descrição morfológica de ovário e útero de Tubarões-lixas (*Ginglymostoma cirratum*) capturados na costa de Fortaleza, Nordeste do Brasil]. *Pesquisa Veterinária Brasileira*, 39 (12): 997-1004 <https://dx.doi.org/10.1590/1678-5150-pvb-6141>
- REID-ANDERSON, S. & BILGMANN, K. & STOW, A. (2019)** Effective population size of the critically endangered east Australian grey nurse shark *Carcharias taurus*. *Marine Ecology Progress Series*, 610: 137-148 <https://dx.doi.org/10.3354/meps12850>
- RENSCH, G.P. & ELSTON, D.M. (2019)** Aquatic Antagonists: Stingray Injury Update. *Cutis*, 103 (3): 138-140
- RENZA-MILLAN, M. & LASSO, C.A. & MORALES-BETANCOURT, M.A. & VILLA, F. & CABALLERO, S. (2019)** Mitochondrial DNA diversity and population structure of the ocellate freshwater stingray *Potamotrygon motoro* (Muller & Henle, 1841) (Myliobatiformes: Potamotrygonidae) in the Colombian Amazon and Orinoco Basins. *Mitochondrial DNA Part A*, 30 (3): 466-473 <https://dx.doi.org/10.1080/24701394.2018.1546300>
- RETALLACK, H. & OKIHIRO, M.S. & BRITTON, E. & VAN, SOMMERAN, S. & DERISI, J.L. (2019)** Metagenomic Next-Generation Sequencing Reveals *Miamiensis avidus* (Ciliophora: Scuticociliatida) In the 2017 Epizootic of Leopard Sharks (*Triakis semifasciata*) In San Francisco Bay, California, USA. *Journal of Wildlife Diseases*, 55 (2): 375-386 <https://dx.doi.org/10.7589/2018-04-097>
- RHODES, K.L. & BAREMORE, I. & GRAHAM, R.T. (2019)** Grouper (Epinephelidae) spawning aggregations affect activity space of grey reef sharks, *Carcharhinus amblyrhynchos*, in Pohnpei, Micronesia. *Plos One*, 14 (8): e0221589 <https://dx.doi.org/10.1371/journal.pone.0221589>
- RICHARDS, V.P. & DEBIASSE, M.B. & SHIVJI, M. (2019)** Deep mitochondrial lineage divergence among populations of the southern stingray (*Hypanus americanus* (Hildebrand & Schroeder, 1928)) throughout the Southeastern United States and Caribbean. *Marine Biodiversity*, 49 (4): 1627–1634 <https://dx.doi.org/10.1007/s12526-018-0930-5>
- RICHARDSON, A.J. & BURGESS, G.H. & SHEPHERD, C.M. & WEBER, S.B. (2019)** First record of an Odontaspidid shark in Ascension Island waters. *Arquipelago. Life and Marine Sciences*, 36: 79-84
- RICHARDSON, K. & HARDESTY, B.D. & WILCOX, C. (2019)** Estimates of fishing gear loss rates at a global scale: A literature review and meta-analysis. *Fish and Fisheries*, 20 (6): 1218-1231 <https://dx.doi.org/10.1111/faf.12407>
- RITTER, E.K. & AMIN, R.W. (2019)** Mating scars among sharks: evidence of coercive mating? *Acta Ethologica*, 22 (1): 9-16 <https://dx.doi.org/10.1007/s10211-018-0301-z>
- RODRIGUES, A. & RANGEL, B.S. & WOSNICK, N. & BORNATOWSKI, H. & SANTOS, J.L. & MOREIRA, R.G. & AMORIM, A.F. (2019)** Report of injuries in batoids caught in small-scale fisheries: implications for management plans. *Oecologia Australis*, 23 (1): 78–89 <https://dx.doi.org/10.4257/oeco.2019.2301.07>
- RODRIGUEZ-ROMERO, J. & SIMEÓN-DE LA CRUZ, A. & OCHOA-DÍAZ, M.R. & MONSALVO-SPENCER, P. (2019)** New report of malformations in blue shark embryos (*Prionace glauca*) from the western coast of Baja California Sur, Mexico. *Journal of the Marine Biological Association of the United Kingdom*, 99 (2): 497-502 <https://dx.doi.org/10.1017/S0025315418000127>
- ROOKER, J.R. & DANCE, M.A. & WELLS, R.J.D. & AJEMIAN, M.J. & BLOCK, B.A. & CASTLETON, M.R. & DRYMON, J.M. & FALTERMAN, B.J. & FRANKS, J.S. & HAMMERSCHLAG, N. & HENDON, J.M. &**

- HOFFMAYER, E.R. & KRAUS, R.T. & MCKINNEY, J.A. & SECOR, D.H. & STUNZ, G.W. & WALTER, J.F. (2019)** Population connectivity of pelagic megafauna in the Cuba-Mexico-United States triangle. *Scientific Reports*, 9: 1663 <https://dx.doi.org/10.1038/s41598-018-38144-8>
- ROOPER, C.N. & HOFF, G.R. & STEVENSON, D.E. & ORR, J.W. & SPIES, I.B. (2019)** Skate egg nursery habitat in the eastern Bering Sea: a predictive model. *Marine Ecology Progress Series*, 609: 163-178 <https://dx.doi.org/10.3354/meps12809>
- ROTUNDO, M.M. & SEVERINO-RODRIGUES, E. & BARRERES, W. & PETRERE, M. & RAMIRES, M. (2019)** Checklist of marine demersal fishes captured by the pair trawl fisheries in Southern (RJ-SC) Brazil. *Biota Neotropica*, 19 (1): e20170432 <https://dx.doi.org/10.1590/1676-0611-bn-2017-0432>
- ROWLEY, A. & LOCATELLO, L. & KAHRL, A. & REGO, M. & BOUSSARD, A. & GARZA-GISHOLT, E. & KEMPSTER, R.M. & COLLIN, S.P. & GIACOMELLO, E. & FOLLESA, M.C. & PORCU, C. & EVANS, J.P. & HAZIN, F. & GARCIA-GONZALEZ, F. & DALY-ENGEL, T. & MAZZOLDI, C. & FITZPATRICK, J.L. (2019)** Sexual selection and the evolution of sperm morphology in sharks. *Journal of Evolutionary Biology*, 32 (10): 1027-1035 <https://dx.doi.org/10.1111/jeb.13501>
- ROWLEY, A.G. & DALY-ENGEL, T.S. & FITZPATRICK, J.L. (2019)** Testes size increases with sperm competition risk and intensity in bony fish and sharks. *Behavioral Ecology*, 30 (2): 364-371 <https://dx.doi.org/10.1093/beheco/ary174>
- ROYCROFT, E.J. & LE PORT, A. & LAVERY, S.D. (2019)** Population structure and male-biased dispersal in the short-tail stingray *Bathytoshia brevicaudata* (Myliobatoidei: Dasyatidae). *Conservation Genetics*, 20 (4): 717-728 <https://dx.doi.org/10.1007/s10592-019-01167-3>
- RUIZ-JARABO, I. & BARRAGAN-MENDEZ, C. & JEREZ-CEPA, I. & FERNANDEZ-CASTRO, M. & SOBRINO, I. & MANCERA, J.M. & AERTS, J. (2019)** Plasma 1 alpha-Hydroxycorticosterone as Biomarker for Acute Stress in Catsharks (*Scyliorhinus canicula*). *Frontiers in Physiology*, 10: 1217 <https://dx.doi.org/10.3389/fphys.2019.01217>
- RUSSO, R.A. (2019)** Primary and secondary nursery areas for leopard and brown smoothhound sharks in San Francisco Bay, California. *California Fish and Game*, 105 (1): 21-30
- RUSSO, R.A. (2019)** Determining sexual maturity in male leopard sharks in San Francisco Bay, California. *California Fish and Game*, 105 (4): 197-204
- RUTLEDGE, K.M. (2019)** A New Guitarfish of the Genus *Pseudobatos* (Batoidea: Rhinobatidae) with Key to the Guitarfishes of the Gulf of California. *Copeia*, 107 (3): 451-463 <https://dx.doi.org/10.1643/CI-18-166>
- RUTLEDGE, K.M. & SUMMERS, A.P. & KOLMANN, M.A. (2019)** Killing them softly: Ontogeny of jaw mechanics and stiffness in mollusk-feeding freshwater stingrays. *Journal of Morphology*, 280 (6): 796-808 <https://dx.doi.org/10.1002/jmor.20984>
- RYAN, K.L. & TAYLOR, S.M. & MCAULEY, R. & JACKSON, G. & MOLONY, B.W. (2019)** Quantifying shark depredation events while commercial, charter and recreational fishing in Western Australia. *Marine Policy*, 109: Unsp 103674 <https://dx.doi.org/10.1016/j.marpol.2019.103674>
- SAAD, A. & ALKUSAIRY, H. (2019)** First record of Shagreen ray *Leucoraja fullonica* (Linnaeus, 1758) in Syrian coastal waters (eastern Mediterranean). *Cahiers De Biologie Marine*, 60 (3): 303-306 <https://dx.doi.org/10.21411/cbm.a.32012cd2>
- SALDANA-RUIZ, L.E. & GARCIA-RODRIGUEZ, E. & PEREZ-JIMENEZ, J.C. & TOVAR-AVILA, J. & RIVERA-TELLEZ, E. (2019)** 2. Biodiversity and Conservation of sharks in Pacific Mexico. *Advances in Marine Biology*, 83: 11-60 <https://dx.doi.org/10.1016/bs.amb.2019.08.001>

- SALES, J.B.L. & DE OLIVEIRA, C.N. & DOS SANTOS, W.C.R. & ROTUNDO, M.M. & FERREIRA, Y. & READY, J. & SAMPAIO, I. & OLIVEIRA, C. & CRUZ, V.P. & LARA-MENDOZA, R.E. & DA SILVA RODRIGUES-FILHO, L.F. (2019)** Phylogeography of eagle rays of the genus *Aetobatus*: *Aetobatus narinari* is restricted to the continental western Atlantic Ocean. *Hydrobiologia*, 836 (1): 169-183
<https://dx.doi.org/10.1007/s10750-019-3949-0>
- SALINAS-DE-LEÓN, P. & FIERRO-ARCOS, D. & SUAREZ-MONCADA, J. & PROAÑO, A. & GUACHISACA-SALINAS, J. & PÁEZ-ROSAS, D. (2019)** A matter of taste: Spatial and ontogenetic variations on the trophic ecology of the tiger shark at the Galapagos Marine Reserve. *PLoS ONE*, 14 (9): e0222754
<https://dx.doi.org/10.1371/journal.pone.0222754>
- SANCHEZ-SANTILLAN, N. & ESQUIVEL-HERRERA, A. & ALDECO-RAMIREZ, J. (2019)** Relation between the sharpnose shark *Rhizoprionodon terranovae* in the southern Gulf of Mexico and the average number of sunspots. *Hidrobiológica*, 29 (1): 9-16
- SANDOVAL-CASTILLO, J. (2019)** 4. Conservation genetics of elasmobranchs of the Mexican Pacific Coast, trends and perspectives. *Advances in Marine Biology*, 83: 115-147
<https://dx.doi.org/10.1016/bs.amb.2019.08.002>
- SANTIZ-GOMEZ, M.A. & MAZORRA-MANZANO, M.A. & RAMIREZ-GUERRA, H.E. & SCHEUREN-ACEVEDO, S.M. & NAVARRO-GARCIA, G. & PACHECO-AGUILAR, R. & RAMIREZ-SUAREZ, J.C. (2019)** Effect of acid treatment on extraction yield and gel strength of gelatin from whiptail stingray (*Dasyatis brevis*) skin. *Food Science and Biotechnology*, 28 (3): 751-757
<https://dx.doi.org/10.1007/s10068-018-0514-y>
- SANTOS, C.C. & COELHO, R. (2019)** Distribution patterns and indicators of the smooth hammerhead shark (*Sphyrna zygaena*) in the Atlantic Ocean. *Fisheries Research*, 212: 107-113
<https://dx.doi.org/10.1016/j.fishres.2018.12.015>
- SATHISHKUMAR, R.S. & MURUGAN, R. & SUNDARAMANICKAM, A. & RAMESH, T. & BALACHANDAR, K. (2019)** Incidental Catch of Whale Shark (*Rhincodon typus* Smith, 1828) at Cuddalore Coast, India. *Turkish Journal of Fisheries and Aquatic Sciences*, 19 (6): 525-527
https://dx.doi.org/10.4194/1303-2712-v19_6_08
- SCHAEFER, K.M. & FULLER, D.W. & AIRES-DA-SILVA, A. & CARVAJAL, J.M. & MARTINEZ-ORTIZ, J. & HUTCHINSON, M.R. (2019)** Postrelease survival of silky sharks (*Carcharhinus falciformis*) following capture by longline fishing vessels in the equatorial eastern Pacific Ocean. *Bulletin of Marine Science*, 95 (3): 355-369
<https://dx.doi.org/10.5343/bms.2018.0052>
- SCHILDS, A. & MOURIER, J. & HUVENEERS, C. & NAZIMI, L. & FOX, A. & LEU, S.T. (2019)** Evidence for non-random co-occurrences in a white shark aggregation. *Behavioral Ecology and Sociobiology*, 73 (10): 138
<https://dx.doi.org/10.1007/s00265-019-2745-1>
- SCHILLING, B. & COUPERUS, A.S. & BOS, O.G. (2019)** Fotografids mesopelagische vissen: Noordoost Atlantische Oceaan. [Photo guide meso pelagic fish, North East Atlantic Ocean]. *Version 1.0. Wageningen Marine Research*
<https://dx.doi.org/10.18174/478437>
- SCHMID, K. & ANDRADE, M. & MACHADO, F. & ARAUJO, J. & CORREA, E. & GIARRIZZO, T. (2019)** Morphological abnormality in a Longnose Stingray *Hypanus guttatus* (Bloch & Schneider, 1801) (Myliobatiformes: Dasyatidae). *Biota Neotropica*, 19 (4): e20190792
<https://dx.doi.org/10.1590/1676-0611-bn-2019-0792>
- SCHNETZ, L. & PFAFF, C. & LIBOWITZKY, E. & JOHANSON, Z. & STEPANEK, R. & KRIWET, J. (2019)** Morphology and evolutionary significance of phosphatic otoliths within the inner ears of cartilaginous fishes (Chondrichthyes). *BMC Evolutionary Biology*, 19 (1): 238
<https://dx.doi.org/10.1186/s12862-019-1568-z>
- SCHWIETERMAN, G.D. & BOUYOCOS, I.A. & POTGIETER, K. & SIMPFENDORFER, C.A. & BRILL, R.W. & RUMMER, J.L. (2019)** Analysing tropical elasmobranch blood samples in the field: blood stability during storage and validation of the HemoCue® haemoglobin analyser. *Conservation Physiology*, 7 (1): coz081
<https://dx.doi.org/10.1093/conphys/coz081>

- SCOTT, B. & WILGA, C.A.D. & BRAINERD, E.L. (2019)** Skeletal kinematics of the hyoid arch in the suction-feeding shark *Chiloscyllium plagiosum*. *Journal of Experimental Biology*, 222 (5): UNSP jeb193573
<https://dx.doi.org/10.1242/jeb.193573>
- SCULLY, R.P. (2019)** Sharks give off a ghostly green glow in deep waters. *New Scientist*, 243 (3243): 17
- SEAMONE, S.G. & MCCAFFREY, T.M. & SYME, D.A. (2019)** Disc starts: the pectoral disc of stingrays promotes omnidirectional fast starts across the substrate. *Canadian Journal of Zoology*, 97 (7): 597-605
<https://dx.doi.org/10.1139/cjz-2018-0054>
- SEIDEL, R. & ROSCHGER, A. & LI, L. & BIZZARRO, J.J. & ZHANG, Q.T. & YIN, J. & YANG, T. & WEAVER, J.C. & FRATZL, P. & ROSCHGER, P. & DEAN, M.N. (2019)** Mechanical properties of stingray tesseræ: High-resolution correlative analysis of mineral density and indentation moduli in tessellated cartilage. *Acta Biomaterialia*, 96: 421-435 <https://dx.doi.org/10.1016/j.actbio.2019.06.038>
- SEMMENS, J.M. & KOCK, A.A. & WATANABE, Y.Y. & SHEPARD, C.M. & BERKENPAS, E. & STEHFEST, K.M. & BARNETT, A. & PAYNE, N.L. (2019)** Preparing to launch: biologging reveals the dynamics of white shark breaching behaviour. *Marine Biology*, 166 (7): 95 <https://dx.doi.org/10.1007/s00227-019-3542-0>
- SEN, A. & HIMMLER, T. & HONG, W.L. & CHITKARA, C. & LEE, R.W. & FERRÉ, B. & LEPLAND, A. & KNIES, J. (2019)** Atypical biological features of a new cold seep site on the Lofoten-Vesterålen continental margin (northern Norway). *Scientific Reports*, 9: 1762 <https://dx.doi.org/10.1038/s41598-018-38070-9>
- SEN, S. & CHAKRABORTY, S.K. & VIVEKANANDAN, E. & ZACHARIA, P.U. & KIZHAKUDAN, S.J. & JAISWAR, A.K. & DASH, G. & JAYSHREE, G. & BHARADIYA, S.A. (2019)** Population dynamics and stock assessment of spadenose shark *Scoliodon laticaudus* Muller and Henle 1839 along Gujarat coast of India. *Indian Journal of Geo Marine Sciences*, 48 (4): 423-433
- SERRANO-FLORES, F. & PÉREZ-JIMÉNEZ, J.C. & MÉNDEZ-LOEZA, I. & BASSOS-HULL, K. & AJEMIAN, M.J. (2019)** Comparison between the feeding habits of spotted eagle ray (*Aetobatus narinari*) and their potential prey in the southern Gulf of Mexico. *Journal of the Marine Biological Association of the United Kingdom*, 99 (3): 661-672 <https://dx.doi.org/10.1017/S0025315418000450>
- SHAMIR, Z.Z. & SHAMIR, S.Z. & BECKER, N. & SCHEININ, A. & TCHERNOV, D. (2019)** Evidence of the impacts of emerging shark tourism in the Mediterranean. *Ocean & Coastal Management*, 178: 104847
<https://dx.doi.org/10.1016/j.ocecoaman.2019.104847>
- SHAMIR, Z.Z. & SHAMIR, S.Z. & TCHERNOV, D. & SCHEININ, A. & BECKER, N. (2019)** Shark aggregation and tourism: opportunities and challenges of an emerging phenomenon. *International Journal of Sustainable Development and World Ecology*, 26 (5): 406-414 <https://dx.doi.org/10.1080/13504509.2019.1573769>
- SHEPARD, S. & WOGERBAUER, C. & GREEN, P. & ELLIS, J.R. & ROCHE, W.K. (2019)** Angling records track the near extirpation of angel shark *Squatina squatina* from two Irish hotspots. *Endangered Species Research*, 38: 153-158 <https://dx.doi.org/10.3354/esr00943>
- SHI, F.L. & WANG, H. & YAMAGUCHI, A. & ZHANG, B.W. & ZHANG, J. (2019)** Isolation and characterization of polymorphic microsatellite loci from pale-edged stingray, *Telatrygon zugei* (Elasmobranchii, Dasyatidae). *Integrative Zoology*, 14 (3): 318-322 <https://dx.doi.org/10.1111/1749-4877.12331>
- SHIFFMAN, D.S. & KAUFMAN, L. & HEITHAUS, M. & HAMMERSCHLAG, N. (2019)** Intraspecific differences in relative isotopic niche area and overlap of co-occurring sharks. *Aquatic Ecology*, 53 (2): 233-250
<https://dx.doi.org/10.1007/s10452-019-09685-5>
- SHIMIZU, N. & ITO, J. & KATO, S. & EITSUKA, T. & SAITO, T. & NISHIDA, H. & MIYAZAWA, T. & NAKAGAWA, K. (2019)** Evaluation of squalene oxidation mechanisms in human skin surface lipids and shark liver oil supplements. *Annals of the New York Academy of Sciences*, 1457 (1): 158-165
<https://dx.doi.org/10.1111/nyas.14219>

- SHIPLEY, O.N. & GALLAGHER, A.J. & SHIFFMAN, D.S. & KAUFMAN, L. & HAMMERSCHLAG, N. (2019)** Diverse resource-use strategies in a large-bodied marine predator guild: evidence from differential use of resource subsidies and intraspecific isotopic variation. *Marine Ecology Progress Series*, 623: 71-83
<https://dx.doi.org/10.3354/meps12982>
- SILVA, J.F. & ELLIS, J.R. (2019)** Bycatch and discarding patterns of dogfish and sharks taken in English and Welsh commercial fisheries. *Journal of Fish Biology*, 94 (6): 966-980 <https://dx.doi.org/10.1111/jfb.13899>
- SIMIER, M. & ECOUTIN, J. & TITO DE MORAIS, L. (2019)** The PPEAO experimental fishing dataset: Fish from West African estuaries, lagoons and reservoirs. *Biodiversity Data Journal*, 7: e31374
<https://dx.doi.org/10.3897/BDJ.7.e31374>
- SIMPENDORFER, C. & CHIN, A. & KYNE, P. & RIGBY, C. & SHERMAN, S. & WHITE, W. (2019)** A Report Card for Australia's Sharks. <https://www.sharkreportcard.org/>
- SIMPSON, S.J. & SIMS, D.W. & TRUEMAN, C.N. (2019)** Ontogenetic trends in resource partitioning and trophic geography of sympatric skates (Rajidae) inferred from stable isotope composition across eye lenses. *Marine Ecology Progress Series*, 624: 103-116 <https://dx.doi.org/10.3354/meps13030>
- SIMS, D.W. & FROST, M.T. (2019)** Trade in mislabeled endangered sharks. *Science*, 364 (6442): 743-744
<https://dx.doi.org/10.1126/science.aax5777>
- SION, L. & CALCULLI, C. & CAPEZZUTO, F. & CARLUCCI, R. & CARLUCCIO, A. & CORNACCHIA, L. & MAIORANO, P. & POLLICE, A. & RICCI, P. & TURSI, A. & D'ONGHIA, G. (2019)** Does the Bari Canyon (Central Mediterranean) influence the fish distribution and abundance?. *Progress in Oceanography*, 170: 81-92
<https://dx.doi.org/10.1016/j.pocean.2018.10.015>
- SISKEY, M.R. & SHIPLEY, O.N. & FRISK, M.G. (2019)** Skating on thin ice: Identifying the need for species-specific data and defined migration ecology of Rajidae spp. *Fish and Fisheries*, 20 (2): 286-302
<https://dx.doi.org/10.1111/faf.12340>
- SKUBEL, R.A. & SHRIVER-RICE, M. & MARANTO, G.M. (2019)** Introducing Relational Values as a Tool for Shark Conservation, Science, and Management. *Frontiers in Marine Science*, 6: Unsp 53
<https://dx.doi.org/10.3389/fmars.2019.00053>
- SMITH, M.M. & UNDERWOOD, C. & GORAL, T. & HEALY, C. & JOHANSON, Z. (2019)** Growth and mineralogy in dental plates of the holocephalan *Harriotta raleighana* (Chondrichthyes): novel dentine and conserved patterning combine to create a unique chondrichthyan dentition. *Zoological Letters*, 5: 11
<https://dx.doi.org/10.1186/s40851-019-0125-3>
- SMITH, M.M. & UNDERWOOD, C. & GORAL, T. & HEALY, C. & JOHANSON, Z. (2019)** Growth and mineralogy in dental plates of the holocephalan *Harriotta raleighana* (Chondrichthyes): novel dentine and conserved patterning combine to create a unique chondrichthyan dentition. *Zoological Letters*, 5: 11
<https://dx.doi.org/10.1186/s40851-019-0125-3>
- SMITH, N.C. & RISE, M.L. & CHRISTIAN, S.L. (2019)** A Comparison of the Innate and Adaptive Immune Systems in Cartilaginous Fish, Ray-Finned Fish, and Lobe-Finned Fish. *Frontiers in Immunology*, 10: 2292
<https://dx.doi.org/10.3389/fimmu.2019.02292>
- SMOOTHEY, A.F. & LEE, K.A. & PEDDEMORS, V.M. (2019)** Long-term patterns of abundance, residency and movements of bull sharks (*Carcharhinus leucas*) in Sydney Harbour, Australia. *Scientific Reports*, 9: 18864 <https://dx.doi.org/10.1038/s41598-019-54365-x>
- SMUKALL, M.J. & KESSEL, S.T. & FRANKS, B.R. & FELDHEIM, K.A. & GUTTRIDGE, T.L. & GRUBER, S.H. (2019)** No apparent negative tagging effects after 13 years at liberty for lemon shark, *Negaprion brevirostris* implanted with acoustic transmitter. *Journal of Fish Biology*, 94 (1): 173-177
<https://dx.doi.org/10.1111/jfb.13856>

- SNEHA, V. & CHOWDHURY, L.M. & AMERI, S. & KATHIRVELPANDIAN, A. (2019)** Character based identification system for Elasmobranchs for conservation and forensic applications. *Mitochondrial DNA Part A*, 30 (4): 651-656 <https://dx.doi.org/10.1080/24701394.2019.1611799>
- SOARES, K.D.A. (2019)** Sexually dimorphic body proportions in the catshark genus *Scyliorhinus* (Chondrichthyes: Carcharhiniformes: Scyliorhinidae). *Journal of Fish Biology*, 95 (2): 683-685 <https://dx.doi.org/10.1111/jfb.14011>
- SOARES, K.D.A. & DE CARVALHO, M.R. (2019)** The catshark genus *Scyliorhinus* (Chondrichthyes: Carcharhiniformes: Scyliorhinidae): taxonomy, morphology and distribution. *Zootaxa*, 4601 (1): 001-147 <https://dx.doi.org/10.11646/zootaxa.4601.1.1>
- SOARES, K.D.A. & DE CARVALHO, M.R. & SCHWINGEL, P.R. & GADIG, O.B.F. (2019)** A New Species of *Parmaturus* (Chondrichthyes: Carcharhiniformes: Scyliorhinidae) from Brazil, Southwestern Atlantic. *Copeia*, 107 (2): 314-322 <https://dx.doi.org/10.1643/CI-18-152>
- SOMSAP, N. & SRAKAEW, N. & CHATCHAVALVANICH, K. (2019)** Microanatomy of the female reproductive system of the viviparous freshwater whipray *Fluvitrygon signifer* (Elasmobranchii: Myliobatiformes: Dasyatidae). I. The ovary. *Zoologischer Anzeiger*, 280: 52-64 <https://dx.doi.org/10.1016/j.jcz.2019.04.002>
- SORIA, M. & HEITHAUS, M.R. & BLAISON, A. & CROCHELET, E. & FORGET, F. & CHABANET, P. (2019)** Residency and spatial distribution of bull sharks *Carcharhinus leucas* in and around Reunion Island marine protected area. *Marine Ecology Progress Series*, 630: 101-113 <https://dx.doi.org/10.3354/meps13139>
- SOULEN, B.K. & ADAMS, D.H. & ROBERTS, A.P. (2019)** Mercury accumulation, speciation, and temporal trends in Atlantic Stingrays (*Hypanus sabinus*). *Ecotoxicology*, 28 (3): 251-260 <https://dx.doi.org/10.1007/s10646-018-02014-w>
- SPAET, J.L.Y. (2019)** Red Sea Sharks—Biology, Fisheries and Conservation. In: *Oceanographic and Biological Aspects of the Red Sea*, Rasul, Najeed M.A., Stewart, Ian (Eds.), Chapter 15: 267-280 https://dx.doi.org/10.1007/978-3-319-99417-8_15
- SPEED, C.W. & REES, M.J. & CURE, K. & VAUGHAN, B. & MEEKAN, M.G. (2019)** Protection from illegal fishing and shark recovery restructures mesopredatory fish communities on a coral reef. *Ecology and Evolution*, 9 (18): 10553-10566 <https://dx.doi.org/10.1002/ece3.5575>
- STAT, M. & JOHN, J. & DIBATTISTA, J.D. & NEWMAN, S.J. & BUNCE, M. & HARVEY, E.S. (2019)** Combined use of eDNA metabarcoding and video surveillance for the assessment of fish biodiversity. *Conservation Biology*, 33 (1): 196-205 <https://dx.doi.org/10.1111/cobi.13183>
- STEVENSON, D.E. & HOFF, G.R. & ORR, J.W. & SPIES, I. & ROOPER, C.N. (2019)** Interactions between fisheries and early life stages of skates in nursery areas of the eastern Bering Sea. *Fishery Bulletin*, 117 (1-2): 8-14 <https://dx.doi.org/10.7755/FB.117.1.2>
- STEWART, J.D. & SMITH, T.T.R. & MARSHALL, G. & ABERNATHY, K. & FONSECA-PONCE, I.A. & FROMAN, N. & STEVENS, G.M.W. (2019)** Novel applications of animal-borne Crittercams reveal thermocline feeding in two species of manta ray. *Marine Ecology Progress Series*, 632: 145-158 <https://dx.doi.org/10.3354/meps13148>
- STILWELL, J.M. & CAMUS, A.C. & ZACHARIAH, T.T. & MCMANAMON, R. (2019)** Disseminated lymphoid neoplasia and hepatoblastoma in an Atlantic stingray, *Hypanus sabinus* (Lesueur 1824). *Journal of Fish Diseases*, 42 (2): 319-323 <https://dx.doi.org/10.1111/jfd.12932>
- STONE, N.R. & SHIMADA, K. (2019)** Skeletal Anatomy of the Bigeye Sand Tiger Shark, *Odontaspis noronhai* (Lamniformes: Odontaspidae), and its Implications for Lamniform Phylogeny, Taxonomy, and Conservation Biology. *Copeia*, 107 (4): 632-652 <https://dx.doi.org/10.1643/CG-18-160>

- SUEIRO, M.C. & AWRUCH, C.A. & IRIGOYEN, A.J. & ARGEMI, F. & PALACIOS, M.G. (2019)** Seasonality of Immunological and Health-State Parameters of Wild Broadnose Sevengill Shark, *Notorynchus cepedianus*. *Physiological and Biochemical Zoology*, 92 (1): 24-36 <https://dx.doi.org/10.1086/700573>
- SURIANO, C.M. (2019)** Inositol 1,4,5-triphosphate receptor is selectively expressed in cerebellum but not cerebellum-like structures of the elasmobranch fish, *Leucoraja erinacea*. *Heliyon*, 5 (1): e01176 <https://dx.doi.org/10.1016/j.heliyon.2019.e01176>
- SWAIN, D.P. & BENOIT, H.P. & HAMMILL, M.O. & SULIKOWSKI, J.A. (2019)** Risk of extinction of a unique skate population due to predation by a recovering marine mammal. *Ecological Applications*, 29 (6): e01921 <https://dx.doi.org/10.1002/eap.1921>
- TAGLIAFICO, A. & RANGEL, S. & BROADHURST, M.K. (2019)** Maturation and reproduction of *Squalus cubensis* and *Squalus cf. quasimodo* (Squalidae, Squaliformes) in the southern Caribbean Sea. *Ichthyological Research*, 66 (1): 1–8 <https://dx.doi.org/10.1007/s10228-018-0640-9>
- TAGLIONI, F. & GUILTAT, S. & TEURLAI, M. & DELSAUT, M. & PAYET, D. (2019)** A spatial and environmental analysis of shark attacks on Reunion Island (1980-2017). *Marine Policy*, 101: 51-62 <https://dx.doi.org/10.1016/j.marpol.2018.12.010>
- TAK, Y.J. & KIM, Y.J. & LEE, J.G. & YI, Y.H. & CHO, Y.H. & KANG, G.H. & LEE, S.Y. (2019)** Effect of Oral Ingestion of Low-Molecular Collagen Peptides Derived from Skate (*Raja kenoi*) Skin on Body Fat in Overweight Adults: A Randomized, Double-Blind, Placebo-Controlled Trial. *Marine Drugs*, 17 (3): 157 <https://dx.doi.org/10.3390/md17030157>
- TAKATSUKA, V. & COSTA, D.G.C. & OLIVEIRA, N.Y. & SANCHES, E.G. & AZEVEDO, V.G. (2019)** Use of eugenol for anesthesia of lesser guitarfish *Zapteryx brevirostris* (Rhinobatidae). *Brazilian Journal of Biology*, 79 (3): 516-520 <https://dx.doi.org/10.1590/1519-6984.186755>
- TAKATSUKA, V. & DOS SANTOS, A.P. & DE SOUSA, S.H. & SONNE, L. & DE AZEVEDO, V.G. & SANCHES, E.G. (2019)** Resilience of the shortnose guitarfish (*Zapteryx brevirostris*): complete compensatory gain, hematology and histopathology. *Boletim do Instituto de Pesca*, 45 (2): e355 <https://dx.doi.org/10.20950/1678-2305.2019.45.2.355>
- TAMBURIN, E. & AMADOR-CAPITANACHI, M.J. & GALVAN-MAGANA, F. & NORRIS, T.A. & ELORRIAGA-VERPLANCKEN, F.R. (2019)** Isotopic variation in blood components based on their biochemistry and physiology: A comparison between sharks and fur seals. *Journal of Experimental Zoology Part a-Ecological and Integrative Physiology* <https://dx.doi.org/10.1002/jez.2330>
- TAMBURIN, E. & KIM, S.L. & ELORRIAGA-VERPLANCKEN, F.R. & MADIGAN, D.J. & HOYOS-PADILLA, M. & SÁNCHEZ-GONZÁLEZ, A. & HERNÁNDEZ-HERRERA, A. & CASTILLO-GENIZ, J.L. & GODINEZ-PADILLA, C.J. & GALVÁN-MAGAÑA, F. (2019)** Isotopic niche and resource sharing among young sharks (*Carcharodon carcharias* and *Isurus oxyrinchus*) in Baja California, Mexico. *Marine Ecology Progress Series*, 613: 107-124 <https://dx.doi.org/10.3354/meps12884>
- TAPIA-VASQUEZ, A.E. & EZQUERRA-BRAUER, J.M. & MARTINEZ-CRUZ, O. & MARQUEZ-RIOS, E. & RAMIREZ-GUERRA, H.E. & MINJAREZ-OSORIO, C. & TORRES-ARREOLA, W. (2019)** Relationship between muscle texture and the crosslinking degree of collagen fibers from octopus (*Octopus vulgaris*), guitarfish (*Rhinobatos productus*), and cazon (*Mustelus lunulatus*). *Journal of Food Processing and Preservation*: e14241 <https://dx.doi.org/10.1111/jfpp.14241>
- TATE, R.D. & CULLIS, B.R. & SMITH, S.D.A. & KELAHER, B.P. & BRAND, C.P. & GALLEN, C.R. & MANDELMAN, J.W. & BUTCHER, P.A. (2019)** The acute physiological status of white sharks (*Carcharodon carcharias*) exhibits minimal variation after capture on SMART drumlines. *Conservation Physiology*, 7: coz042 <https://dx.doi.org/10.1093/conphys/coz042>

- TAVARES, R. & SANCHEZ, L. & BRICEÑO, J.M. (2019)** First record of the ragged-tooth shark, *Odontaspis ferox* (Risso, 1810), in the Venezuelan Caribbean. *Marine Biodiversity Records*, 12: 20 <https://dx.doi.org/10.1186/s41200-019-0179-0>
- TAYLAN, B. & BAYHAN, B. & SAGLAM, C. & KARA, A. (2019)** First observation of the embryos of spiny butterfly ray, *Gymnura altavela* (Linnaeus, 1758) (Chondrichthyes: Gymnuridae) from Eastern Mediterranean, a species critically endangered. *Fresenius Environmental Bulletin*, 28 (4A): 3147-3152
- TAYLOR, J. & MCLEAN, L. & KORNER, A. & GLOZIER, N. (2019)** Direct and indirect psychological impacts of shark-bite events. *Australian and New Zealand Journal of Psychiatry*, 53 (1): 27-36 <https://dx.doi.org/10.1177/0004867418808899>
- TEMPLE, A.J. & WAMBIJI, N. & POONIAN, C.N.S. & JIDDAWI, N. & STEAD, S.M. & KISZKA, J.J. & BERGGREN, P. (2019)** Marine megafauna catch in southwestern Indian Ocean small-scale fisheries from landings data. *Biological Conservation*, 230: 113-121 <https://dx.doi.org/10.1016/j.biocon.2018.12.024>
- THEODOSIOU, N.A. & OPPONG, E. (2019)** 3D morphological analysis of spiral intestine morphogenesis in the little skate, *Leucoraja erinacea*. *Developmental Dynamics*, 248 (8): 688-701 <https://dx.doi.org/10.1002/dvdy.34>
- THORBURN, J. & NEAT, F. & BURRETT, I. & HENRY, L.-A. & BAILEY, D.M. & JONES, C.S. & NOBLE, L.R. (2019)** Ontogenetic Variation in Movements and Depth Use, and Evidence of Partial Migration in a Benthopelagic Elasmobranch. *Frontiers in Ecology and Evolution*, 7: 353 <https://dx.doi.org/10.3389/fevo.2019.00353>
- TICKLER, D.M. & CARLISLE, A.B. & CHAPPLE, T.K. & CURNICK, D.J. & DALE, J.J. & SCHALLERT, R.J. & BLOCK, B.A. (2019)** Potential detection of illegal fishing by passive acoustic telemetry. *Animal Biotelemetry*, 7:1 <https://dx.doi.org/10.1186/s40317-019-0163-9>
- TIRALONGO, F. & MESSINA, G. & BRUNDO, M.V. & LOMBARDO, B.M. (2019)** Biological aspects of the common torpedo, *Torpedo torpedo* (Linnaeus, 1758) (Elasmobranchii: Torpedinidae), in the central Mediterranean Sea (Sicily, Ionian Sea). *European Zoological Journal*, 86 (1): 488-496 <https://dx.doi.org/10.1080/24750263.2019.1696419>
- TOMITA, T. & MURAKUMO, K. & UEDA, K. & ASHIDA, H. & FURUYAMA, R. (2019)** Locomotion is not a privilege after birth: Ultrasound images of viviparous shark embryos swimming from one uterus to the other. *Ethology*, 125 (2): 122-126 <https://dx.doi.org/10.1111/eth.12828>
- TORRES-PALACIOS, K. & MEJÍA-FALLA, P.A. & NAVIA, A.F. & CRUZ-ESCALONA, V.H. & FÉLIX-URAGA, R. & QUIÑONEZ-VELÁZQUEZ, C. (2019)** Age and growth parameters of the Panamic stingray (*Urotrygon aspidura*). *Fishery Bulletin*, 117 (3): 45-55 <https://dx.doi.org/10.7755/FB.117.3.4>
- TRUELOVE, N.K. & ANDRUSZKIEWICZ, E.A. & BLOCK, B.A. (2019)** A rapid environmental DNA method for detecting white sharks in the open ocean. *Methods in Ecology and Evolution*, 10 (8): 1128-1135 <https://dx.doi.org/10.1111/2041-210x.13201>
- TRUJILLO, J.E. & PARDO, L.M. & VARGAS-CHACOFF, L. & VALDIVIA, N. (2019)** Sharks in the forest: relationships between kelp physical-complexity attributes and egg deposition sites of the red-spotted catshark. *Marine Ecology Progress Series*, 610: 125-135 <https://dx.doi.org/10.3354/meps12818>
- TSAI, W.P. & CHANG, Y.J. & LIU, K.M. (2019)** Development and testing of a Bayesian population model for the bigeye thresher shark, *Alopias superciliosus*, in an area subset of the western North Pacific. *Fisheries Management and Ecology*, 26 (3): 269-294 <https://dx.doi.org/10.1111/fme.12347>
- TSAI, W.P. & WANG, Y.J. & YAMAGUCHI, A. (2019)** Demographic analyses of the data limited silky shark population in the Indian Ocean using a two-sex stochastic matrix framework. *Journal of Marine Science and Technology-Taiwan*, 27 (1): 55-63 [https://dx.doi.org/10.6119/jmst.201902_27\(1\).0007](https://dx.doi.org/10.6119/jmst.201902_27(1).0007)

- TUCKER, J.P. & SANTOS, I.R. & DAVIS, K.L. & BUTCHER, P.A. (2019)** Whale carcass leachate plumes in beach groundwater: A potential shark attractant to the surf? *Marine Pollution Bulletin*, 140: 219-226
<https://dx.doi.org/10.1016/j.marpolbul.2019.01.043>
- TUCKER, J.P. & VERCOE, B. & SANTOS, I.R. & DUJMOVIC, M. & BUTCHER, P.A. (2019)** Whale carcass scavenging by sharks. *Global Ecology and Conservation*, 19: e00655
<https://dx.doi.org/10.1016/j.gecco.2019.e00655>
- TÜRKER, D. & ZENGİN, K. & TUNAY, O.K. (2019)** Length-Weight Relationships for Nine Chondrichthyes Fish Species from Edremit Bay (North Aegean Sea). *Turkish Journal of Fisheries and Aquatic Sciences*, 19 (1): 71-79 https://dx.doi.org/10.4194/1303-2712-v19_1_09
- TURNER, N. & MIKALAUŠKAITE, D. & BARONE, K. & FLAHERTY, K. & SENEVIRATHNE, G. & ADACHI, N. & SHUBIN, N.H. & NAKAMURA, T. (2019)** The evolutionary origins and diversity of the neuromuscular system of paired appendages in batoids. *Proceedings of the Royal Society B: Biological Sciences*, 286 (1914): 20191571 <https://dx.doi.org/10.1098/rspb.2019.1571>
- VALENTE, T. & SBRANA, A. & SCACCO, U. & JACOMINI, C. & BIANCHI, J. & PALAZZO, L. & DELUCIA, G.A. & SILVESTRI, C. & MATIDDI, M. (2019)** Exploring microplastic ingestion by three deep-water elasmobranch species: A case study from the Tyrrhenian Sea. *Environmental Pollution*, 253: 342-350
<https://dx.doi.org/10.1016/j.envpol.2019.07.001>
- VALENTIM, F.C.D. & PORTO, J.I.R. & FELDBERG, E. (2019)** Chromosomal characterization of Amazonian freshwater stingrays with evidence for new karyomorphs and XX/XY sex chromosomes. *Genetics and Molecular Biology*, 42 (3): 578-593 <https://dx.doi.org/10.1590/1678-4685-gmb-2018-0229>
- VAN MEER, NMME, WELLER, H.I. & MANAFZADEH, A.R. & KACZMAREK, E.B. & SCOTT, B. & GUSSEKLOO, S.W.S. & WILGA, C.D. & BRAINERD, E.L. & CAMP, A.L. (2019)** Intra-oropharyngeal food transport and swallowing in white-spotted bamboo sharks. *Journal of Experimental Biology*, 222 (22): UNSP jeb201426 <https://dx.doi.org/10.1242/jeb.201426>
- VARGAS-ZAMORA, J.A. & LOPEZ-SANCHEZ, M.I. & RAMIREZ-COGHI, A.R. (2019)** Peces del Golfo de Nicoya, Pacífico, Costa Rica: actualización de las listas de los buques científicos Skimmer y Victor Hensen [Fishes from the Gulf of Nicoya, Pacific, Costa Rica: an update of the lists of the Skimmer and Victor Hensen research vessels]. *Revista De Biología Tropical*, 67 (4): 913-934
- VAZQUEZ, J.A. & FRAGUAS, J. & NOVOA-CARBALLAL, R. & REIS, R.L. & PEREZ-MARTIN, R.I. & VALCARCEL, J. (2019)** Optimal isolation and characterisation of chondroitin sulfate from rabbit fish (*Chimaera monstrosa*). *Carbohydrate Polymers*, 210: 302-313 <https://dx.doi.org/10.1016/j.carbpol.2019.01.075>
- VENABLES, S.K. & MARSHALL, A.D. & GERMANOV, E.S. & PERRYMAN, R.J.Y. & TA-PILATU, R.F. & HENDRAWAN, I.G. & FLAM, A.L. & VAN KEULEN, M. & TOMKINS, J.L. & KENNINGTON, W.J. (2019)** It's not all black and white: investigating colour polymorphism in manta rays across Indo-Pacific populations. *Proceedings of the Royal Society B: Biological Sciences*, 286 (1912): 20191879
<https://dx.doi.org/10.1098/rspb.2019.1879>
- VILA POUÇA, C. & BROWN, C. (2019)** Lack of social preference between unfamiliar and familiar juvenile Port Jackson sharks *Heterodontus portusjacksoni*. *Journal of Fish Biology*, 95 (2): 520-526
<https://dx.doi.org/10.1111/jfb.13982>
- VILLAFANA, J.A. & MARRAMÀ, G. & HERNANDEZ, S. & CARRILLO-BRICEÑO, J.D. & HOVESTADT, D. & KINDLIMANN, R. & KRIWET, J. (2019)** The Neogene Fossil Record of Aetomylaeus (Elasmobranchii, Myliobatidae) from the Southeastern Pacific *Journal of Vertebrate Paleontology*, 39 (1): e1577251
<https://dx.doi.org/10.1080/02724634.2019.1577251>
- VINYARD, E.A. & FRAZIER, B.S. & DRYMON, J.M. & GELSLEICHTER, J.J. & BUBLEY, W.J. (2019)** Age, growth, and maturation of the Finetooth Shark, *Carcharhinus isodon*, in the Western North Atlantic Ocean. *Environmental Biology of Fishes*, 102 (12): 1499-1517 <https://dx.doi.org/10.1007/s10641-019-00929-9>

- VOOREN, C.M. & ODDONE, M.C. (2019)** La diversidad de los condriictios del extremo sur de Brasil: las especies, sus orígenes, y sus modos reproductivos. *In: Ciencias marino-costeras en el umbral del siglo XXI Desafíos en Latinoamérica y el Caribe, (eds) Pablo Muniz, Ernesto Brugnoli, Natalia Venturini, Daniel Cond, Chaper 1.6: 171-214*
- VORBACH, B.S. & PEIFFER, L.B. & CLAYTON, L.A. & MANGUS, L.M. (2019)** Multiple recurrent cutaneous masses in a cownose ray (*Rhinoptera bonasus*) with progression from benign lesions to high-grade carcinoma. *Journal of Fish Diseases, 42 (11): 1623-1627* <https://dx.doi.org/10.1111/jfd.13081>
- WALKER, N.D. & GARCIA-CARRERAS, B. & LEQUESNE, W.J.F. & MAXWELL, D.L. & JENNINGS, S. (2019)** A data-limited approach for estimating fishing mortality rates and exploitation status of diverse target and non-target fish species impacted by mixed multispecies fisheries. *ICES Journal of Marine Science, 76 (4): 824-836* <https://dx.doi.org/10.1093/icesjms/fsy205>
- WARD, C.R.E. & BOUYOCOS, I.A. & BROOKS, E.J. & O'SHEA, O.R. (2019)** Novel attachment methods for assessing activity patterns using triaxial accelerometers on stingrays in the Bahamas. *Marine Biology, 166 (5): 53* <https://dx.doi.org/10.1007/s00227-019-3499-z>
- WATANABE, Y.Y. & PAPANASTATI, Y.P. (2019)** Distribution, body size and biology of the megamouth shark *Megachasma pelagios*. *Journal of Fish Biology, 95 (4): 992-998* <https://dx.doi.org/10.1111/jfb.14007>
- WATANABE, Y.Y. & PAYNE, N.L. & SEMMENS, J.M. & FOX, A. & HUVENEERS, C. (2019)** Swimming strategies and energetics of endothermic white sharks during foraging. *Journal of Experimental Biology, 222 (4): jeb185603* <https://dx.doi.org/10.1242/jeb.185603>
- WATANABE, Y.Y. & PAYNE, N.L. & SEMMENS, J.M. & FOX, A. & HUVENEERS, C. (2019)** Hunting behaviour of white sharks recorded by animal-borne accelerometers and cameras. *Marine Ecology Progress Series, 621: 221-227* <https://dx.doi.org/10.3354/meps12981>
- WEIDELI, O.C. & BOUYOCOS, I.A. & PAPANASTATI, Y.P. & MESCAM, G. & RUMMER, J.L. & PLANES, S. (2019)** Same species, different prerequisites: investigating body condition and foraging success in young reef sharks between an atoll and an island system. *Scientific Reports, 9: 13447* <https://dx.doi.org/10.1038/s41598-019-49761-2>
- WEIDELI, O.C. & KISZKA, J.J. & MATICH, P. & HEITHAUS, M.R. (2019)** Effects of anticoagulants on stable-isotope values ($\delta^{13}C$ and $\delta^{15}N$) of shark blood components. *Journal of Fish Biology, 95 (6): 1535-1539* <https://dx.doi.org/10.1111/jfb.14164>
- WEIDELI, O.C. & PAPANASTATI, Y.P. & PLANES, S. (2019)** Size frequency, dispersal distances and variable growth rates of young sharks in a multi-species aggregation. *Journal of Fish Biology, 94 (5): 789-797* <https://dx.doi.org/10.1111/jfb.13968>
- WELTZ, K. & LYLE, J.M. & BELL, J.D. & SEMMENS, J.M. (2019)** Dietary analysis reveals the vulnerability of the endangered Maugean skate (*Zearaja maugeana*) to benthic changes in Macquarie Harbour. *Marine and Freshwater Research, 70 (5): 745-753* <https://dx.doi.org/10.1071/mf18231>
- WESTMORELAND, L.S.H. & ARCHIBALD, K.E. & CHRISTIANSEN, E.F. & BROADHURST, H.J. & STOSKOPF, M.K. (2019)** The Mesopterygial Vein: A Reliable Venipuncture Site for Intravascular Access in Batoids. *Journal of Zoo and Wildlife Medicine, 50 (2): 369-374* <https://dx.doi.org/10.1638/2018-0137>
- WHITE, C.F. & LYONS, K. & JORGENSEN, S.J. & O'SULLIVAN, J. & WINKLER, C. & WENG, K.C. & LOWE, C.G. (2019)** Quantifying habitat selection and variability in habitat suitability for juvenile white sharks. *Plos One, 14 (5): e0214642* <https://dx.doi.org/10.1371/journal.pone.0214642>
- WHITE, T.D. & FERRETTI, F. & KROODSMA, D.A. & HAZEN, E.L. & CARLISLE, A.B. & SCALES, K.L. & BOGRAD, S.J. & BLOCK, B.A. (2019)** Predicted hotspots of overlap between highly migratory fishes and

industrial fishing fleets in the northeast Pacific. *Science Advances*, 5 (3): eaau3761
<https://dx.doi.org/10.1126/sciadv.aau3761>

WHITE, W.T. & BAJE, L. & SIMPFENDORFER, C.A. & APPELYARD, S.A. & CHIN, A. & SABUB, B. & ROCHEL, E. & NAYLOR, G.J.P. (2019) Elasmobranch bycatch in the demersal prawn trawl fishery in the Gulf of Papua, Papua New Guinea. *Scientific Reports*, 9: 9254 <https://dx.doi.org/10.1038/s41598-019-45715-w>

WHITE, W.T. & FAHMI & WEIGMANN, S. (2019) A new genus and species of catshark (Carcharhiniformes: Scyliorhinidae) from eastern Indonesia. *Zootaxa*, 4691 (5): 444–460
<https://dx.doi.org/10.11646/zootaxa.4691.5.2>

WHITE, W.T. & KYNE, P.M. & HARRIS, M. (2019) The correct spelling of the nomen of the lost shark *Carcharhinus obsolerus* White, Kyne & Harris, 2019 (Chondrichthyes, Carcharhinidae). *Zootaxa*, 4657 (3): 599-600 <https://dx.doi.org/10.11646/zootaxa.4657.3.14>

WHITEHEAD, D. & GALVAN-MAGANA, F. & SOTO-LOPEZ, K. & JUARISTI-VIDEGARAY, D. & CERVANTES-GUTIERREZ, F. & BECERRIL-GARCIA, E.E. (2019) First description of a deceased juvenile whale shark *Rhincodon typus* in La Paz Bay, Mexico with comments on morphometry and age estimates. *Latin American Journal of Aquatic Research*, 47 (3): 575-579 <https://dx.doi.org/10.3856/vol47-issue3-fulltext-19>

WHITEHEAD, D.A. & BECERRIL-GARCÍA, E.E. & PETATÁN-RAMÍREZ, D. & VÁZQUEZ-HAIKIN, A. & GONZÁLEZ-ARMAS, R. & GALVÁN-MAGAÑA, F. (2019) Whale shark *Rhincodon typus* strandings in the Gulf of California, Mexico. *Journal of Fish Biology*, 94 (1): 165-167 <https://dx.doi.org/10.1111/jfb.13845>

WHITEHEAD, D.A. & RAMIREZ, D.P. & OLIVIER, D. & ARMAS, R.G. & PANCALDI, F. & GALVAN-MAGANA, F. (2019) Seasonal trends in whale shark *Rhincodon typus* sightings in an established tourism site in the Gulf of California, Mexico. *Journal of Fish Biology*, 95 (3): 982-984 <https://dx.doi.org/10.1111/jfb.14106>

WHITENACK, L.B. & DREW, J.A. (2019) Untangling the contribution of characters to evolutionary relationships: a case study using fossils, morphology, and Genes. *Journal of Biological Education*, 53 (2): 217-224 <https://dx.doi.org/10.1080/00219266.2018.1469533>

WHITMARSH, S.K. & AMIN, D.B. & COSTI, J.J. & DENNIS, J.D. & HUVENEERS, C. (2019) Effectiveness of novel fabrics to resist punctures and lacerations from white shark (*Carcharodon carcharias*): Implications to reduce injuries from shark bites. *PLoS ONE*, 14 (11): e0224432
<https://dx.doi.org/10.1371/journal.pone.0224432>

WILLIAMSON, M.J. & TEBBS, E.J. & DAWSON, T.P. & JACOBY, D.M.P. (2019) Satellite Remote Sensing in Shark and Ray Ecology, Conservation and Management. *Frontiers in Marine Science*, 6: Unsp 135
<https://dx.doi.org/10.3389/fmars.2019.00135>

WINDUSARI, Y. & HANUM, L. & SETIAWAN, D. & IQBAL, M. (2019) Photographic evidence of freshwater whipray *Urogymnus dalyensis* (Myliobatiformes: Dasyatidae) in Indonesian waters. *Ecologica Montenegrina*, 22: 166-170

WONG, C.W.M. & CONTI-JERPE, I. & RAYMUNDO, L.J. & DINGLE, C. & ARAUJO, G. & PONZO, A. & BAKER, D.M. (2019) Whale Shark Tourism: Impacts on Coral Reefs in the Philippines. *Environmental Management*, 63 (2): 282-291 <https://dx.doi.org/10.1007/s00267-018-1125-3>

WONG, F.C. & XIAO, J. & ONG, M.G.L. & PANG, M.J. & WONG, S.J. & TEH, L.K. & CHAI, T.T. (2019) Identification and characterization of antioxidant peptides from hydrolysate of blue-spotted stingray and their stability against thermal, pH and simulated gastrointestinal digestion treatments. *Food Chemistry*, 271: 614-622 <https://dx.doi.org/10.1016/j.foodchem.2018.07.206>

WOOD, C.M. & LIEW, H.J. & DE BOECK, G. & HOOGENBOOM, J.L. & ANDERSON, W.G. (2019) Nitrogen handling in the elasmobranch gut: a role for microbial urease. *Journal of Experimental Biology*, 222 (3): UNSP jeb194787 <https://dx.doi.org/10.1242/jeb.194787>

- WOSNICK, N. & NIELLA, Y.V. & NAVA, C.A. & MONTEIRO-FILHO, E.L.A. & FREIRE, C.A. & HAMMERSCHLAG, N. (2019)** Multispecies thermal dynamics of air-exposed ectothermic sharks and its implications for fisheries conservation. *Journal of Experimental Marine Biology and Ecology*, 513: 1-9 <https://dx.doi.org/10.1016/j.jembe.2019.01.002>
- WOSNICK, N. & RIOS, R.M. & RINCON, G. & NUNES, J.L.S. (2019)** Evidence of tide pool use by a viviparous elasmobranch as a parturition site. *Acta Ichthyologica Et Piscatoria*, 49 (2): 189-193 <https://dx.doi.org/10.3750/aiep/02546>
- WOSNICK, N. & TAKATSUKA, V. & MELLO, A.E. & DIAS, J. & LUBITZ, N. & GUEDES DE AZEVEDO, V. (2019)** Embryonic malformations in an offspring of the shortnose guitarfish. *Brazilian Journal of Oceanography*, 67: e19273 <https://dx.doi.org/10.1590/s1679-87592019027306710>
- WOSNICK, N. & AWRUCH, C.A. & ADAMS, K.R. & GUTIERRE, S.M.M. & BORNATOWSKI, H. & PRADO, A.C. & FREIRE, C.A. (2019)** Impacts of fisheries on elasmobranch reproduction: high rates of abortion and subsequent maternal mortality in the shortnose guitarfish. *Animal Conservation*, 22 (2): 198-206 <https://dx.doi.org/10.1111/acv.12458>
- WWF MEDITERRANEAN MARINE INITIATIVE & JEFFRIES, E. (2019)** Sharks in Crisis: A Call to Action for the Mediterranean. *Published in July 2019 by WWF – World Wide Fund For Nature*, pp 40
- WYATT, A.S.J. & MATSUMOTO, R. & CHIKARAISHI, Y. & MIYAIRI, Y. & YOKOYAMA, Y. & SATO, K. & OHKOUCHI, N. & NAGATA, T. (2019)** Enhancing insights into foraging specialization in the world's largest fish using a multi-tissue, multi-isotope approach. *Ecological Monographs*, 89 (1): UNSP e01339 <https://dx.doi.org/10.1002/ecm.1339>
- WYFFELS, J.T. & GEORGE, R. & ADAMS, L. & ADAMS, C. & CLAUSS, T. & NEWTON, A. & HYATT, M.W. & YACH, C. & PENFOLD, L.M. (2019)** Testosterone and semen seasonality for the sand tiger shark *Carcharias taurus*. *Biology of Reproduction: ioz221* <https://dx.doi.org/10.1093/biolre/ioz221>
- YANG, L. & DENTON, J.S.S. & CORRIGAN, S. & BOWLING, T.B.T. & NAYLOR, G.J.P. (2019)** DNA from Tooth Embedded in Man's Foot Resolves Quarter-Century-Old Shark Bite Mystery. *Wilderness & Environmental Medicine*, 30 (3): 335–337 <https://dx.doi.org/10.1016/j.wem.2019.04.008>
- YEMISKEN, E. & ERYILMAZ, L. & MEGALOFONO, P. & YILDIZ, T. (2019)** Length-weight relationships of nine common demersal Elasmobranch species from the Eastern Mediterranean. *Cahiers De Biologie Marine*, 60 (3): 293-297 <https://dx.doi.org/10.21411/cbm.a.5f43bafa>
- YEMISKEN, E. & NAVARRO, J. & FORERO, M. & MEGALOFONO, P. & ERYILMAZ, L. (2019)** Trophic partitioning between abundant demersal sharks coexisting in the North Aegean Sea. *Journal of the Marine Biological Association of the United Kingdom*, 99 (5): 1213-1219 <https://dx.doi.org/10.1017/s0025315419000110>
- YOPAK, K.E. & MCMEANS, B.C. & MULL, C.G. & FEINDEL, K.W. & KOVACS, K.M. & LYDERSEN, C. & FISK, A.T. & COLLIN, S.P. (2019)** Comparative Brain Morphology of the Greenland and Pacific Sleeper Sharks and its Functional Implications. *Scientific Reports*, 9: 10022 <https://dx.doi.org/10.1038/s41598-019-46225-5>
- YOSEF, R. (2019)** Tiger sharks eat songbirds: comment. *Ecology*, 100 (11): e02846 <https://dx.doi.org/10.1002/ecy.2846>
- YOUN, S.A. & OKINAKA, C. & MATHGER, L.M. (2019)** Elaborate pupils in skates may help camouflage the eye. *Journal of Experimental Biology*, 222 (4): UNSP jeb195966 <https://dx.doi.org/10.1242/jeb.195966>
- YOUNG, H.J. & RAOULT, V. & PLATELL, M.E. & WILLIAMSON, J.E. & GASTON, T.F. (2019)** Within-genus differences in catchability of elasmobranchs during trawling. *Fisheries Research*, 211: 141-147 <https://dx.doi.org/10.1016/j.fishres.2018.11.015>

- ZAFEIRAKI, E. & GEBBINK, W.A. & VANLEEUEWEN, S.P.J. & DASSENAKIS, E. & MEGALOFONO, P. (2019)** Occurrence and tissue distribution of perfluoroalkyl substances (PFASs) in sharks and rays from the eastern Mediterranean Sea. *Environmental Pollution*, 252: 379-387
<https://dx.doi.org/10.1016/j.envpol.2019.05.120>
- ZANELLA, I. & LOPEZ-GARRO, A. & CURE, K. (2019)** Golfo Dulce: critical habitat and nursery area for juvenile scalloped hammerhead sharks *Sphyrna lewini* in the Eastern Tropical Pacific Seascape. *Environmental Biology of Fishes*, 102 (10): 1291-1300 <https://dx.doi.org/10.1007/s10641-019-00907-1>
- ZHANG, J. & WANG, X.L. & JIANG, Y.N. & CHEN, Z.Z. & ZHAO, X.Y. & GONG, Y.Y. & YING, Y.P. & LI, Z.Y. & KONG, X.L. & CHEN, G.B. & ZHOU, M. (2019)** Species composition and biomass density of mesopelagic nekton of the South China Sea continental slope. *Deep Sea Research Part II: Topical Studies in Oceanography*, 167: 105-120 <https://dx.doi.org/10.1016/j.dsr2.2018.06.008>
- ZHOU, S.J. & DALEY, R.M. & FULLER, M. & BULMAN, C.M. & HOBDA, A.J. (2019)** A data-limited method for assessing cumulative fishing risk on bycatch. *ICES Journal of Marine Science*, 76 (4): 837-847
<https://dx.doi.org/10.1093/icesjms/fsy206>
- ZHU, K.C. & LIANG, Y.Y. & WU, N. & GUO, H.Y. & ZHANG, N. & JIANG, S.G. & ZHANG, D.C. (2019)** Sequencing and characterization of the complete mitochondrial genome of Japanese Swellshark (*Cephaloscyllium umbratile*). *Scientific Reports*, 7: 15299 <https://dx.doi.org/10.1038/s41598-017-15702-0>
- ZIEGLER, J.A. & SILBERG, J.N. & ARAUJO, G. & LABAJA, J. & PONZO, A. & ROLLINS, R. & DEARDEN, P. (2019)** Using long-term integrated research programs to improve whale shark tourism at Oslob, Philippines. *Tourism Management*, 74: 297-299 <https://dx.doi.org/10.1016/j.tourman.2019.04.003>
- ZIMMERHACKEL, J.S. & KRAGT, M.E. & ROGERS, A.A. & ALI, K. & MEEKAN, M.G. (2019)** Evidence of increased economic benefits from shark-diving tourism in the Maldives. *Marine Policy*, 100: 21-26
<https://dx.doi.org/10.1016/j.marpol.2018.11.004>
- ZOLLETT, E.A. & SWIMMER, Y. (2019)** Safe handling practices to increase post-capture survival of cetaceans, sea turtles, seabirds, sharks, and billfish in tuna fisheries. *Endangered Species Research*, 38: 115-125 <https://dx.doi.org/10.3354/esr00940>

3. Database Reports

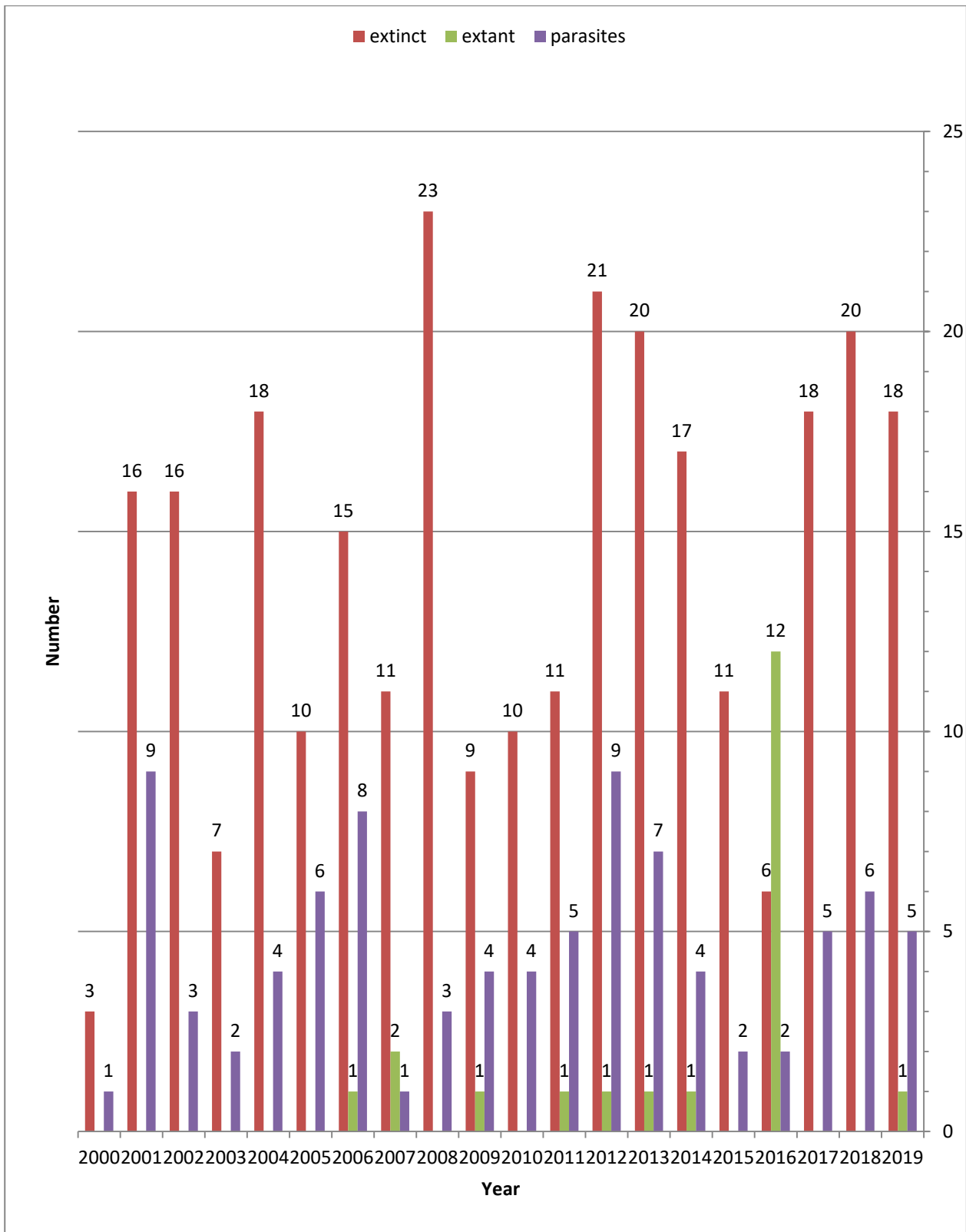
3.1 Statistics

3.1.1 Newly described genera 2000 – 2019

Table 1: Describes extinct, extant and parasite genera in the years 2000 to 2019.

year	extinct	extant	parasites
2000	3		1
2001	16		9
2002	16		3
2003	7		2
2004	18		4
2005	10		6
2006	15	1	8
2007	11	2	1
2008	23		3
2009	9	1	4
2010	10		4
2011	11	1	5
2012	21	1	9
2013	20	1	7
2014	17	1	4
2015	11		2
2016	6	12	2
2017	18		5
2018	20		6
2019	18	1	5

Figure 1: Barchart showing comparisons of genus descriptions in the three categories extinct, extant, and parasites. Extinct genus descriptions clearly dominate the descriptions record.

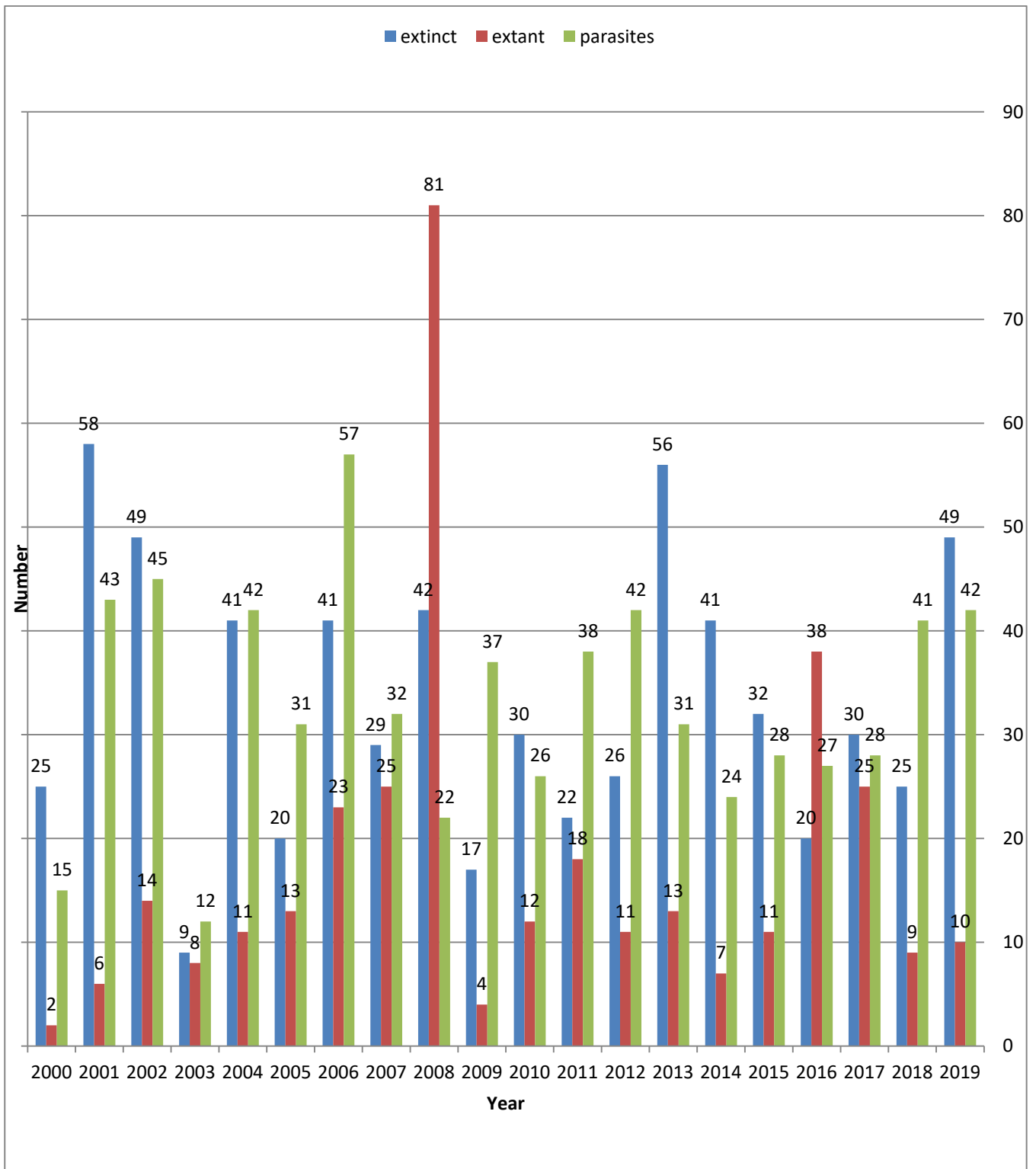


3.1.2 Newly described species 2000 – 2019

Table 2: Describes extinct, extant and parasite species in the years 2000 to 2019.

year	extinct	extant	parasites
2000	25	2	15
2001	58	6	43
2002	49	14	45
2003	9	8	12
2004	41	11	42
2005	20	13	31
2006	41	23	57
2007	29	25	32
2008	42	81	22
2009	17	4	37
2010	30	12	26
2011	22	18	38
2012	26	11	42
2013	56	13	31
2014	41	7	24
2015	32	11	28
2016	20	38	27
2017	30	25	28
2018	25	9	41
2019	49	10	42

Figure 2: Barchart showing comparisons of species descriptions in the three categories extinct, extant, and parasites. Extinct and parasite species descriptions dominate the descriptions record with the exception of the year 2008 and 2016.



3.1.3 Hot spots (types)

3.1.3.1 Hot spots (types): Summary

Table 3: Summary of collection and specimen numbers of type specimens of Chondrichthyes recorded and described in the years 1990 to 2019.

Year	Number		Without coordinates		Without FAO area	
	# Zoological collection entries	# specimen	# Zoological collection entries	# specimen	# Zoological collection entries	# specimen
1990-1999	409	515	56	59	2	2
2000-2009	1736	1981	119	130	21	29
2010-2019	1091	1394	272	341	6	6
Total:	3236	3890	447	530	29	37

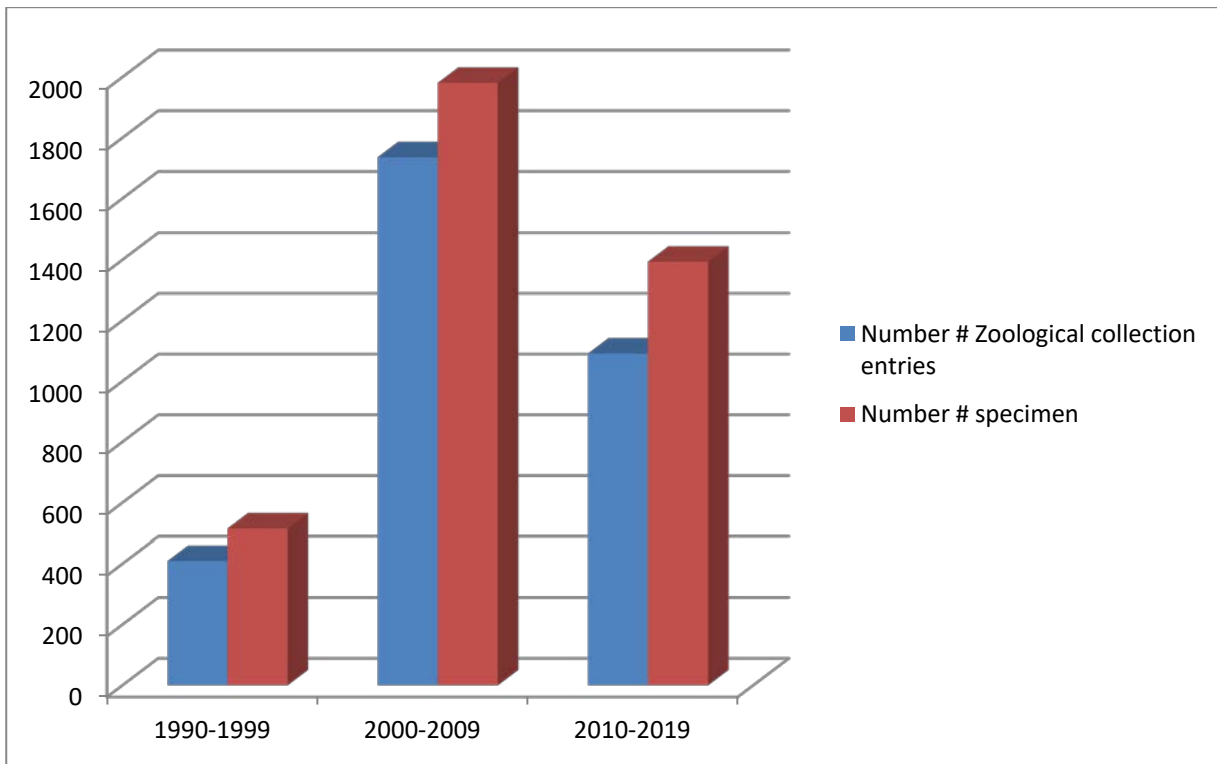


Figure 3: Bar chart comparisons of zoological collection and specimen numbers from the years 1990 to 2017 from newly described extant species. Number of species descriptions peak in the years 2000-2009.

3.1.3.2 Hot spots (types): FAO areas - Map -

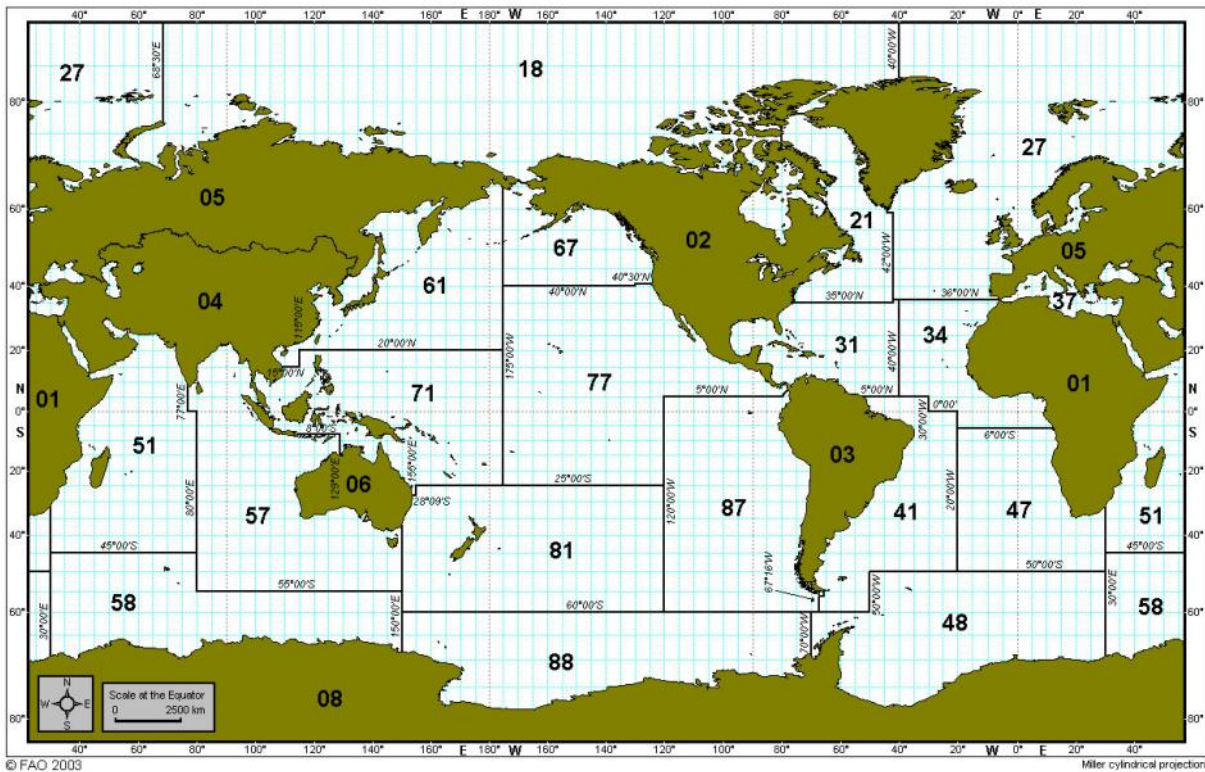


Figure 4: FAO fishing areas of the world's oceans:

Browse FAO Fishing Areas Fact Sheets by list:

- [Area 18 \(Arctic Sea\)](#)
- [Area 21 \(Atlantic, Northwest\)](#)
- [Area 27 \(Atlantic, Northeast\)](#)
- [Area 31 \(Atlantic, Western Central\)](#)
- [Area 34 \(Atlantic, Eastern Central\)](#)
- [Area 37 \(Mediterranean and Black Sea\)](#)
- [Area 41 \(Atlantic, Southwest\)](#)
- [Area 47 \(Atlantic, Southeast\)](#)
- [Area 48 \(Atlantic, Antarctic\)](#)
- [Area 51 \(Indian Ocean, Western\)](#)
- [Area 57 \(Indian Ocean, Eastern\)](#)
- [Area 58 \(Indian Ocean, Antarctic and Southern\)](#)
- [Area 61 \(Pacific, Northwest\)](#)
- [Area 67 \(Pacific, Northeast\)](#)
- [Area 71 \(Pacific, Western Central\)](#)
- [Area 77 \(Pacific, Eastern Central\)](#)
- [Area 81 \(Pacific, Southwest\)](#)
- [Area 87 \(Pacific, Southeast\)](#)
- [Area 88 \(Pacific, Antarctic\)](#)

3.1.3.3 Hot spots (types): FAO areas - number of types/specimens/species/FAO area

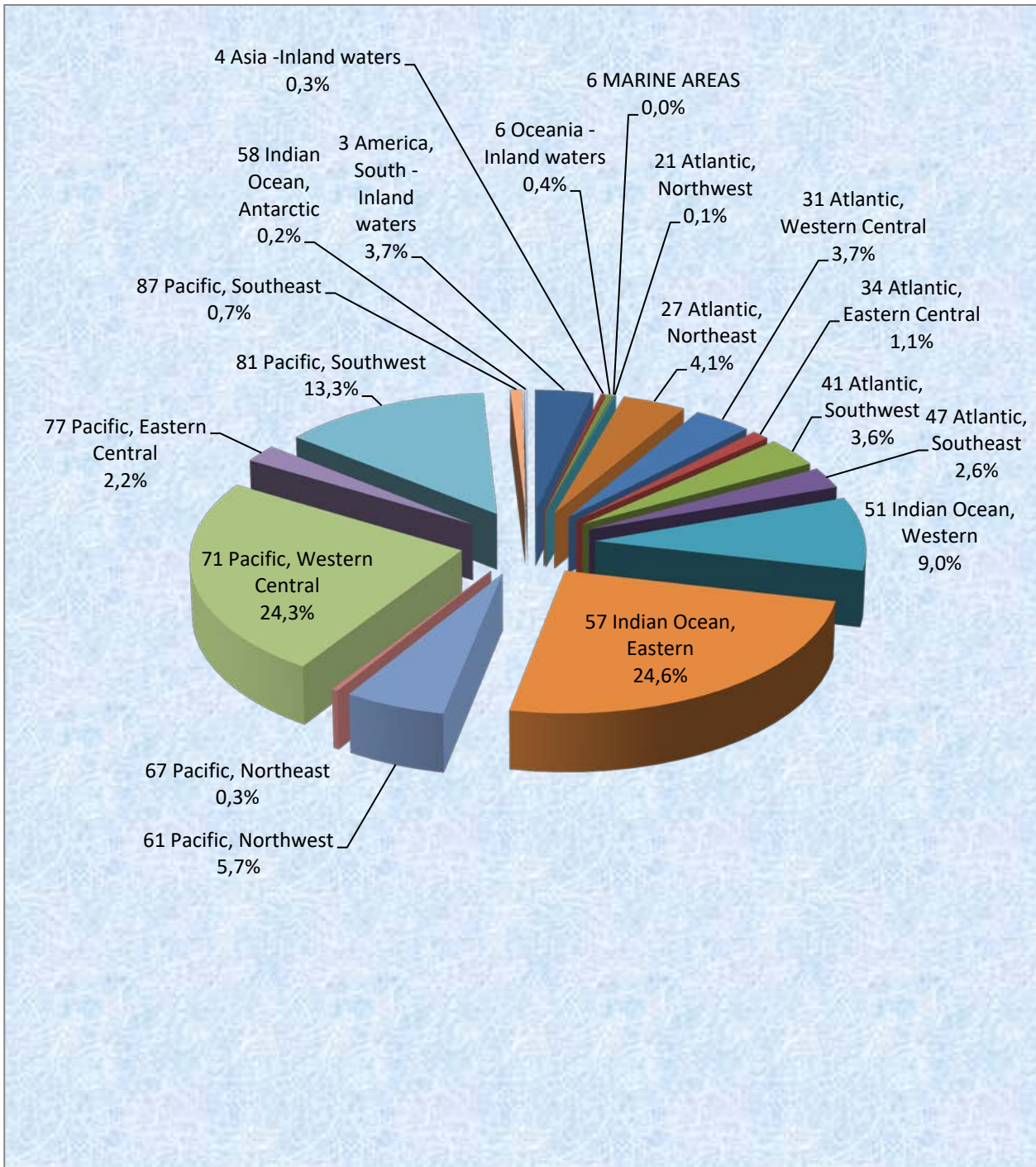
Table 4: List of zoological collection entries, specimen and species numbers from the years 1990 to 2019 and associated FAO areas.

	nr. of FAO area	FAO area	nr. of collection numbers	nr. of specimen	nr. of species
INLAND WATERS					
	1	Africa - Inland waters	0	0	0
	2	America, North - Inland waters	0	0	0
	3	America, South - Inland waters	119	121	17
	4	Asia -Inland waters	9	9	3
	5	Europe - Inland waters	0	0	0
	6	Oceania - Inland waters	13	13	1
	7	(Former USSR area – Inland waters)	0	0	0
	8	Antarctica - Inland waters	0	0	0
MARINE AREAS					
Atlantic Ocean and adjacent seas	18	Arctic Sea	0	0	0
	21	Atlantic, Northwest	4	9	2
	27	Atlantic, Northeast	131	148	23
	31	Atlantic, Western Central	120	175	13
	34	Atlantic, Eastern Central	36	37	7
	37	Mediterranean and Black Sea	0	0	0
	41	Atlantic, Southwest	115	116	18
	47	Atlantic, Southeast	83	92	14
Indian Ocean	51	Indian Ocean, Western	290	445	49
	57	Indian Ocean, Eastern	791	892	106
Pacific Ocean	61	Pacific, Northwest	182	196	34
	67	Pacific, Northeast	11	24	3

	71	Pacific, Western Central	783	812	120
	77	Pacific, Eastern Central	70	130	11
	81	Pacific, Southwest	429	540	59
	87	Pacific, Southeast	24	51	9
Southern Ocean	48	Atlantic, Antarctic	0	0	0
	58	Indian Ocean, Antarctic	7	7	1
	88	Pacific, Antarctic	0	0	0

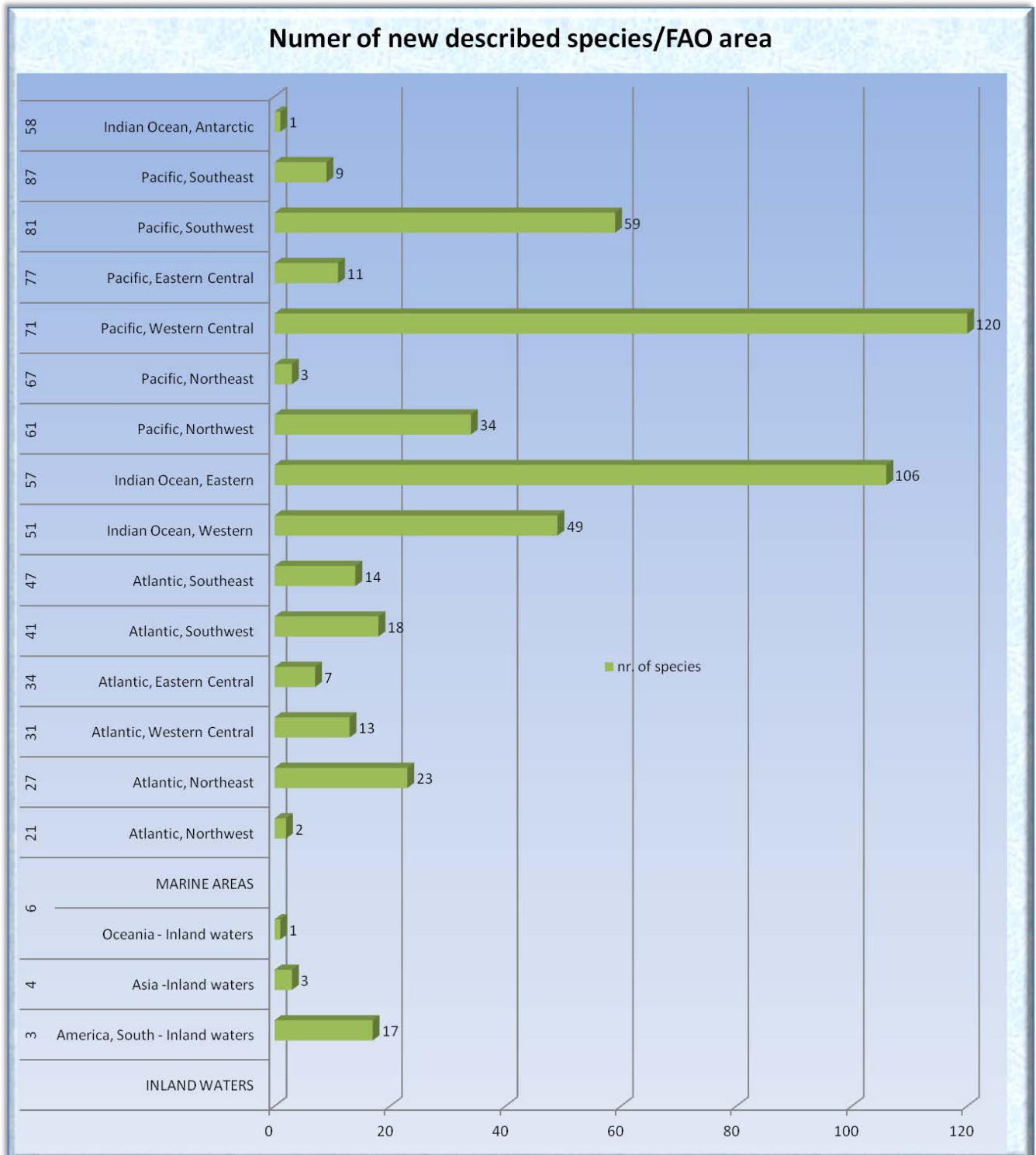
3.1.3.4 Hot spots (types): FAO areas - number of types/FAO area

Figure 5: Piechart showing percentage of all deposited type material from extant species descriptions in associated FAO fishing areas (please see Figure 4 for geographical details).



3.1.3.5 Hot spots (types): FAO areas - number of newly described species/FAO area

Figure 6: Numbers of newly described species and associated FAO fishing areas (please see Figure 4 for geographical explanations). FAO areas 71 (Western Central Pacific) and 57 (Eastern Indian Ocean) appear as highly diverse areas.

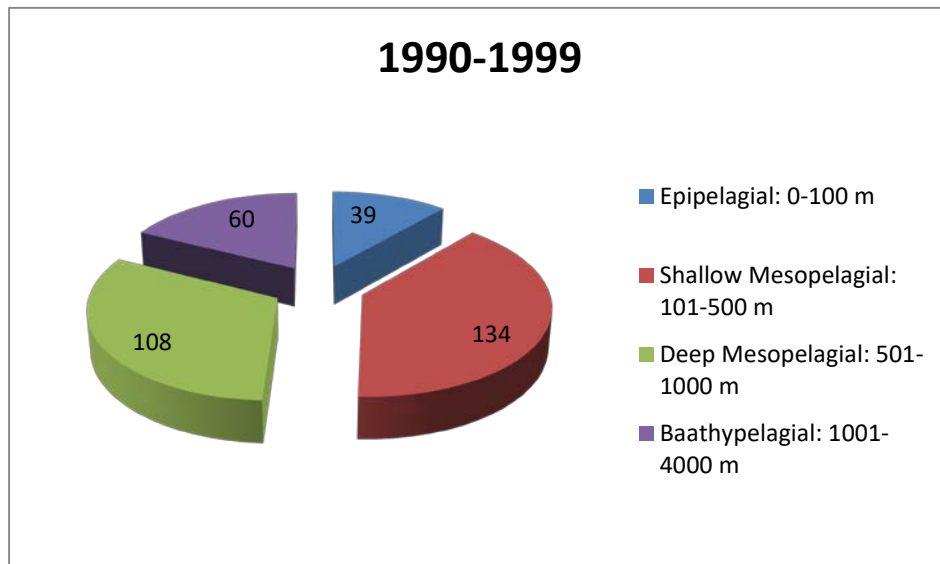


3.1.3.5 Hot spots (types): depth

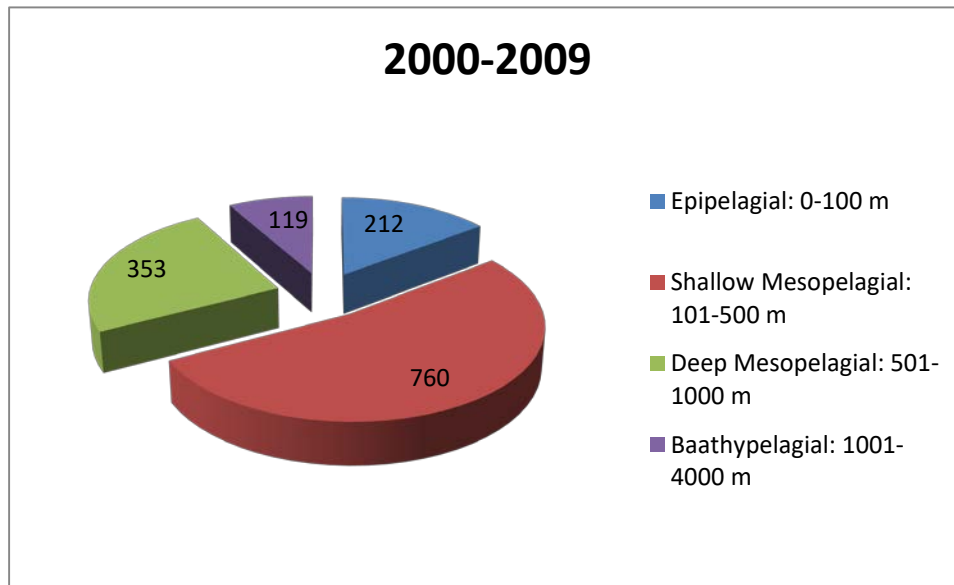
Types/depth	1990-1999	2000-2009	2010-2019	Total	percentage rate
number of types	409	1736	1091	3236	
number of types with depth	341	1444	623	2408	74,41%
Epipelagial: 0-100 m	39	212	184	435	18,06%
Shallow Mesopelagial: 101-500 m	134	760	174	1068	44,35%
Deep Mesopelagial: 501-1000 m	108	353	155	616	25,58%
Bathypelagial: 1001-4000 m	60	119	110	289	12,00%

Figure 7:

A: distribution of type specimen in bathymetric profiles in the years 1990-1999.



B: distribution of type specimen in bathymetric profiles in the years 2000-2009.



C: distribution of type specimen in bathymetric profiles in the years 2010-2018.

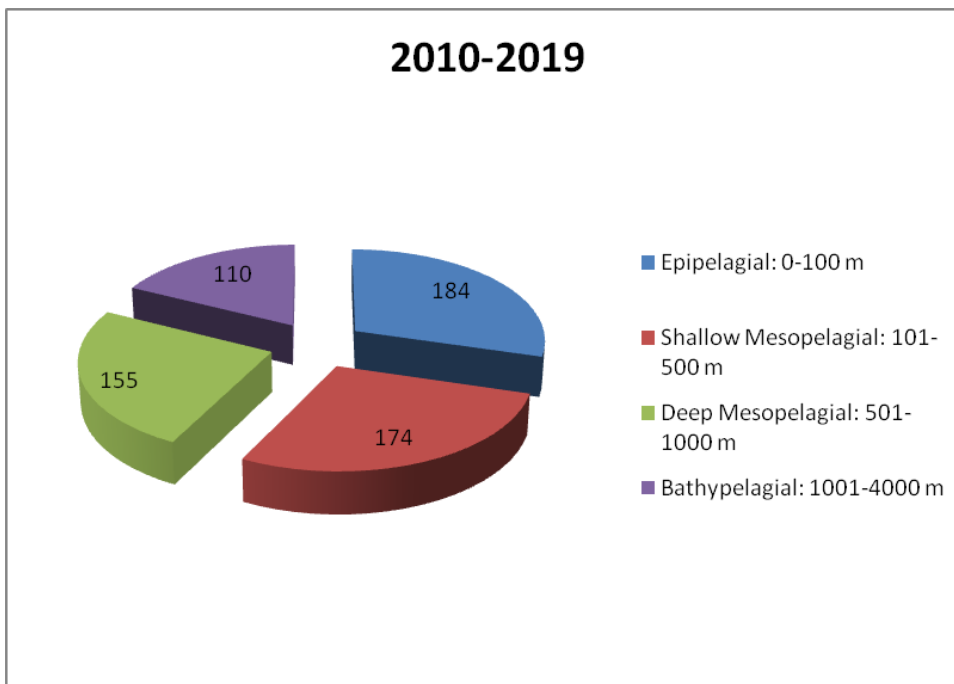
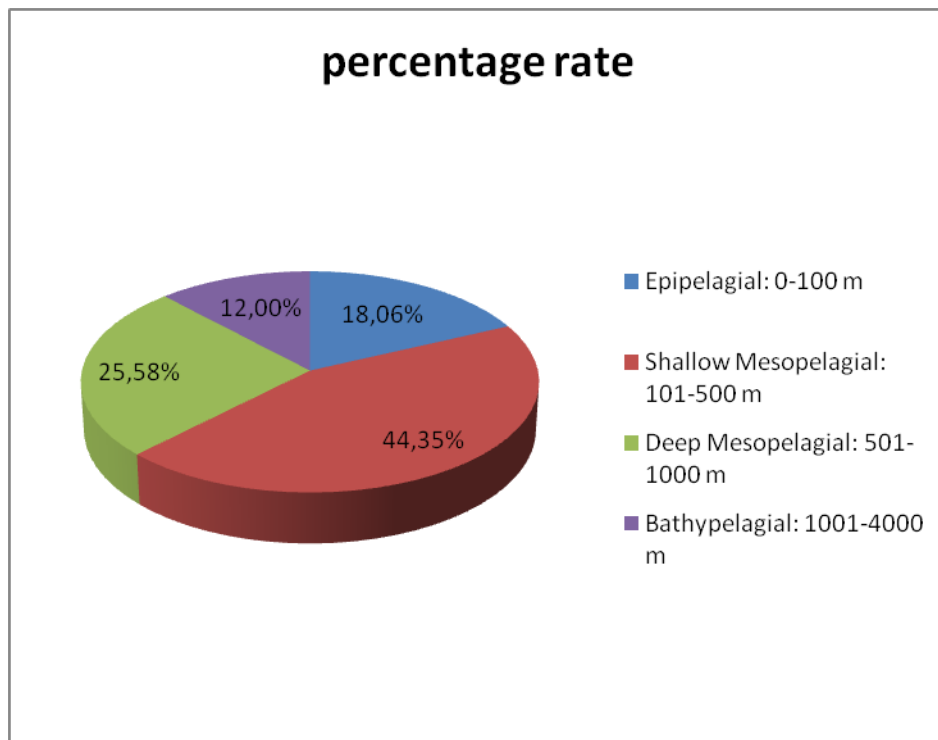


Figure 8: Percentage of type specimen in bathymetric profiles from 1990 to 2019.



3.2 Descriptions of extinct genera/species

3.2.1 List of new extinct genera

<i>Antiquaobatis</i>	STUMPF & KRIWET, 2019	(Rajiformes: incertae sedis)
<i>Asflapristis</i>	VILLALOBOS-SEGURA, UNDERWOOD, WARD & CLAESON, 2019	(Rajiformes: Ptychotrygonidae)
<i>Diprosopovenator</i>	STUMPF, SCHEER & KRIWET, 2019	(Carcharhiniformes: Pseudoscyliorhinidae)
<i>Dykeius</i>	CAPPETTA, MORRISON & ADNET, 2019	(Hexanchiformes: Chlamydoselachidae)
<i>Florenceodon</i>	CAPPETTA, MORRISON & ADNET, 2019	(Carcharhiniformes: Florenceodontidae)
<i>Galagadon</i>	GATES, GORSCAK & MAKOVICKY, 2019	(Orectolobiformes: incert. fam.)
<i>Hessinodon</i>	CAPPETTA, MORRISON & ADNET, 2019	(Squaliformes: Dalatiidae)
<i>Komoksodon</i>	CAPPETTA, MORRISON & ADNET, 2019	(Hexanchiformes: Komoksodontidae)
<i>Lessiniabatis</i>	MARRAMÀ, CARNEVALE, GIUSBERTI, NAYLOR & KRIWET, 2019	(Myliobatiformes: incertae sedis)
<i>Marambioraja</i>	ENGELBRECHT, MORS, REGUERO & KRIWET, 2019	(Rajiformes: Rajidae)
<i>Mesetaraja</i>	ENGELBRECHT, MORS, REGUERO & KRIWET, 2019	(Rajiformes: Rajidae)
<i>Ostarriraja</i>	MARRAMA, SCHULTZ & KRIWET, 2019	(Rajiformes: incert. fam.)
<i>Ottangodus</i>	POPOV, DELSATE & FELTEN, 2019	(Rajiformes: Rajidae)
<i>Protoheptranchias</i>	CAPPETTA, MORRISON & ADNET, 2019	(Hexanchiformes: Hexanchidae)
<i>Pseudabdounia</i>	EBERSOLE, CICIMURRI & STRINGER, 2019	(Carcharhiniformes: Carcharhinidae)
<i>Rolfodon</i>	CAPPETTA, MORRISON & ADNET, 2019	(Hexanchiformes: Chlamydoselachidae)
<i>Tlaloctatos</i>	BRITO, VILLALOBOS-SEGURAB & ALVARADO-ORTEGA, 2019	(Rhinopristiformes: incert. fam.)
<i>Xampylodon</i>	CAPPETTA, MORRISON & ADNET, 2019	(Hexanchiformes: Hexanchidae)

3.2.2 List of new extinct species

<i>Antiquaobatis grimmenensis</i>	STUMPF & KRIWET, 2019	(Rajiformes: incertae sedis)
<i>Asflapristis cristadentis</i>	VILLALOBOS-SEGURA, UNDERWOOD, WARD & CLAESON, 2019	(Rajiformes: Ptychotrygonidae)
<i>Cantioscyllium clementsii</i>	CASE, COOK, KIGHTLINGER & BORODIN, 2019	(Orectolobiformes: Ginglymostomatidae)
<i>Carcharhinus manciniae</i>	EBERSOLE, CICIMURRI & STRINGER, 2019	(Carcharhiniformes: Carcharhinidae)
<i>Carcharhinus underwoodi</i>	SAMONDS, ANDRIANAVALONA, WALLETT, ZALMOUT & WARD, 2019	(Carcharhiniformes: Carcharhinidae)
<i>Carcharias dominguae</i>	CAPPETTA, MORRISON & ADNET, 2019	(Lamniformes: Carchariidae)
<i>Centrosqualus mustardi</i>	CAPPETTA, MORRISON & ADNET, 2019	(Squaliformes: Squalidae)
<i>Chlamydoselachus balli</i>	CAPPETTA, MORRISON & ADNET, 2019	(Hexanchiformes: Chlamydoselachidae)
<i>Cretalamna feldmanni</i>	HOGANSON, ERICKSON & HOLLAND, 2019	(Lamniformes: Otodontidae)
<i>Cretodus houghtonorum</i>	SHIMADA & EVERHART, 2019	(Lamniformes: Cretoxyrhinidae)
<i>Dasyatis northdakotaensis</i>	HOGANSON, ERICKSON & HOLLAND, 2019	(Myliobatiformes: Dasyatidae)
<i>Diprosopovenator hilperti</i>	STUMPF, SCHEER & KRIWET, 2019	(Carcharhiniformes: Pseudoscyliorhinidae)
<i>Dykeius garthi</i>	CAPPETTA, MORRISON & ADNET, 2019	(Hexanchiformes: Chlamydoselachidae)
<i>Florenceodon johnyi</i>	CAPPETTA, MORRISON & ADNET, 2019	(Carcharhiniformes: Florenceodontidae)
<i>Galagadon nordquistae</i>	GATES, GORSCAK & MAKOVICKY, 2019	(Orectolobiformes: incert. fam.)
<i>Hessinodon wardi</i>	CAPPETTA, MORRISON & ADNET, 2019	(Squaliformes: Dalatiidae)
<i>Hypolophites beckeri</i>	MAISCH, 2019	(Myliobatiformes: Dasyatidae)
<i>Igdabatis marmii</i>	BLANCO, 2019	(Myliobatiformes: Myliobatidae)
<i>Isogomphodon aikenensis</i>	CICIMURRI & KNIGHT, 2019	(Carcharhiniformes: Carcharhinidae)
<i>Komoksodon kwutchakuth</i>	CAPPETTA, MORRISON & ADNET, 2019	(Hexanchiformes: Komoksodontidae)
<i>Lessiniabatis aenigmatica</i>	MARRAMÀ, CARNEVALE, GIUSBERTI, NAYLOR & KRIWET, 2019	(Myliobatiformes: incertae sedis)
<i>Marambioraja leiostemma</i>	ENGELBRECHT, MORS, REGUERO & KRIWET, 2019	(Rajiformes: Rajidae)
<i>Mesetaraja maleficapelli</i>	ENGELBRECHT, MORS, REGUERO & KRIWET, 2019	(Rajiformes: Rajidae)

<i>Myledaphus araucanus</i>	OTERO, 2019	(Rhinopristiformes: Rhinobatidae)
<i>Myliobatis foxhillsensis</i>	HOGANSON, ERICKSON & HOLLAND, 2019	(Myliobatiformes: Myliobatidae)
<i>Odontorhynchus bahariensis</i>	SALAME & ASAN, 2019	(incert. sedis: incert. fam.)
<i>Ostarriraja parva</i>	MARRAMA, SCHULTZ & KRIWET, 2019	(Rajiformes: incert. fam.)
<i>Ottangodus lotharingiae</i>	POPOV, DELSATE & FELTEN, 2019	(Rajiformes: Rajidae)
<i>Paraorthacodus rossi</i>	CAPPETTA, MORRISON & ADNET, 2019	(Hexanchiformes: Paraorthacodontidae)
<i>Phoebodus saidselachus</i>	FREY, COATES, GINTER, HAIRAPETIAN, RÜCKLIN, JERJEN & KLUG, 2019	(Phoebodontiformes: Phoebodontidae)
<i>Pristiophorus humboldti</i>	VILLAFANA, NIELSEN, KLUG & KRIWET, 2019	(Pristiophoriformes: Pristiophoridae)
<i>Pristiophorus pricei</i>	CAPPETTA, MORRISON & ADNET, 2019	(Pristiophoriformes: Pristiophoridae)
<i>Pristiophorus smithi</i>	CAPPETTA, MORRISON & ADNET, 2019	(Pristiophoriformes: Pristiophoridae)
<i>Protocentrophorus steviae</i>	CAPPETTA, MORRISON & ADNET, 2019	(Squaliformes: Centrophoridae)
<i>Protoheptanchias lowei</i>	CAPPETTA, MORRISON & ADNET, 2019	(Hexanchiformes: Hexanchidae)
<i>Protolamna ricaurtei</i>	CARRILLO-BRICEÑO, PARRA & LUQUE, 2019	(Lamniformes: Eoptolamnidae)
<i>Ptychotrygon rostrispatula</i>	VILLALOBOS-SEGURA, UNDERWOOD & WARD, 2019	(Rajiformes: Ptychotrygonidae)
<i>Raja amphitrita</i>	ENGELBRECHT, MORS, REGUERO & KRIWET, 2019	(Rajiformes: Rajidae)
<i>Raja manitaria</i>	ENGELBRECHT, MORS, REGUERO & KRIWET, 2019	(Rajiformes: Rajidae)
<i>Rhinoscymnus clarki</i>	CAPPETTA, MORRISON & ADNET, 2019	(Squaliformes: Somniosidae)
<i>Rolfodon ludvigseni</i>	CAPPETTA, MORRISON & ADNET, 2019	(Hexanchiformes: Chlamydoselachidae)
<i>Scymnodalatias kazenobon</i>	NISHIMATSU & UJIHARA, 2019	(Squaliformes: Somniosidae)
<i>Squalicorax acutus</i>	SIVERSSON, COOK, RYAN, WATKINS, TATARNIC, DOWNES & NEWBREY, 2019	(Lamniformes: Anacoracidae)
<i>Squalicorax bazzii</i>	SIVERSSON, COOK, RYAN, WATKINS, TATARNIC, DOWNES & NEWBREY, 2019	(Lamniformes: Anacoracidae)
<i>Squalicorax mutabilis</i>	SIVERSSON, COOK, RYAN, WATKINS, TATARNIC, DOWNES & NEWBREY, 2019	(Lamniformes: Anacoracidae)
<i>Squaliodalatias savoiei</i>	CAPPETTA, MORRISON & ADNET, 2019	(Squaliformes: Dalatiidae)
<i>Squalus nicholsae</i>	CAPPETTA, MORRISON & ADNET, 2019	(Squaliformes: Squalidae)

Synechodus dereki

CAPPETTA, MORRISON & ADNET, 2019

(Synechodontiformes:
Palaeospinacidae)*Tlalocbatos applegatei*BRITO, VILLALOBOS-SEGURAB &
ALVARADO-ORTEGA, 2019(Rhinopristiformes: incert.
fam.)

3.2.3 Papers of new extinct genera/species



BRITO, P.M. & VILLALOBOS-SEGURAB, E. & ALVARADO-ORTEGA, J. (2019): A new early cretaceous guitarfish (Chondrichthyes, Batoidea) from the Tlayúa Formation, Puebla, Mexico. *Journal of South American Earth Sciences*, 90: 155-161

New genus: *Tlalocbatos*

New species: *Tlalocbatos applegatei*

Abstract: A new species of “guitarfish” from the Lower Cretaceous Tlayúa Formation of Puebla, Mexico is here described as †*Tlalocbatos applegatei* gen. et sp. nov. The new species is based on a nearly complete articulated specimen and represents the first chondrichthyan from this formation. The inclusion of a new character and two additional taxa into a phylogenetic analysis based on previous studies generates a novel phylogenetic hypothesis of batoid phylogeny. Paraphyly of the “guitarfishes” is corroborated, although a new clade was recovered comprising the modern Platyrrhinidae plus †*Britobatos primarmatus* as the sister group of the node formed by †*Stahlraja*, †*Tlalocbatos*, plus the Trygonorrhinidae. †*Tlalocbatos* differs from other batoids by the following combination of characters: nasal capsules with horn-like anterior processes; homodont dentition; presence of a well-developed median uvula; lateral uvulae not differentiated; pectoral propterygium, extending as far as the anterior part of the nasal capsules; two radials articulating directly with the scapulocoracoid, between the mesopterygium and the metapterygium; two dorso-lateral nuchal cartilages, unfused with the synarcual; and an elevated number of post-synarcual centra (115–118). The distribution of †*Stahlraja*(†*Tlalocbatos* (trygonorrhinids)), suggests that this clade originated in the western part of the Tethys-Caribbean region with a later dispersion westward towards the Pacific.



GATES, T.A. & GORSCAK, E. & MAKOVICKY, P.J. (2019): New sharks and other chondrichthyans from the latest Maastrichtian (Late Cretaceous) of North America. *Journal of Paleontology*, in press

New genus: *Galagadon*


New species: *Galagadon nordquistae*

Abstract: Cretaceous aquatic ecosystems were amazingly diverse, containing most clades of extant aquatic vertebrates as well as an array of sharks and rays not present today. Here we report on the chondrichthyan fauna from the late Maastrichtian site that yielded the *Tyrannosaurus rex* skeleton FMNH PF 2081 (“SUE”). Significant among the recovered fauna is an unidentified species of carcharhinid shark that adds to the fossil record of this family in the Cretaceous, aligning with estimates from molecular evidence of clade originations. Additionally, a new orectolobiform shark, here named *Galagadon nordquistae* n. gen. n. sp., is diagnosed on the basis on several autapomorphies from over two-dozen teeth. Common chondrichthyan species found at the “SUE” locality include *Lonchidion selachos* and *Myledaphus pustulosus*. Two phylogenetic analyses (Maximum Parsimony and Bayesian Inference) based on twelve original dental character traits combined with 136 morphological traits from a prior study of 28 fossil and extant taxa, posited *Galagadon* n. gen. in two distinct positions: as part of a clade inclusive of the fossil species *Cretorectolobus olsoni* and *Cederstroemia triangulata* plus extant orectolobids from the Maximum Parsimony analysis; and as the sister taxon to all extant hemiscyllids from the Bayesian Inference. Model-based biogeographical reconstructions based on both optimal trees suggest rapid island hopping-style dispersal from the Western Pacific to the Western Interior Seaway of North America where *Galagadon* n. gen. lived. Alternatively, the next preferred model posits a broader, near-global distribution of Orectolobiformes with *Galagadon* n. gen. dispersing into its geographic position from this large ancestral range.

NISHIMATSU, K. & UJIHARA, A. (2019): A New Deep-Sea Shark *Scymnodalatias kazenobon* (Squaliformes, Somniosidae) from the Miocene Yatsuo Group in Central Japan. *Paleontological Research*, 23 (1): 23-29

New species: *Scymnodalatias kazenobon*

Abstract: A new deep-sea shark of the genus *Scymnodalatias* (Squaliformes, Somniosidae), *S. kazenobon* sp. nov., is described from the middle Miocene Yatsuo Group in Central Japan. This is the first fossil record of the genus *Scymnodalatias* from the Miocene strata and its first occurrence in the Pacific region. This discovery seems to indicate that major distributional changes occurred in the Pacific region sometime during the late Cenozoic era.

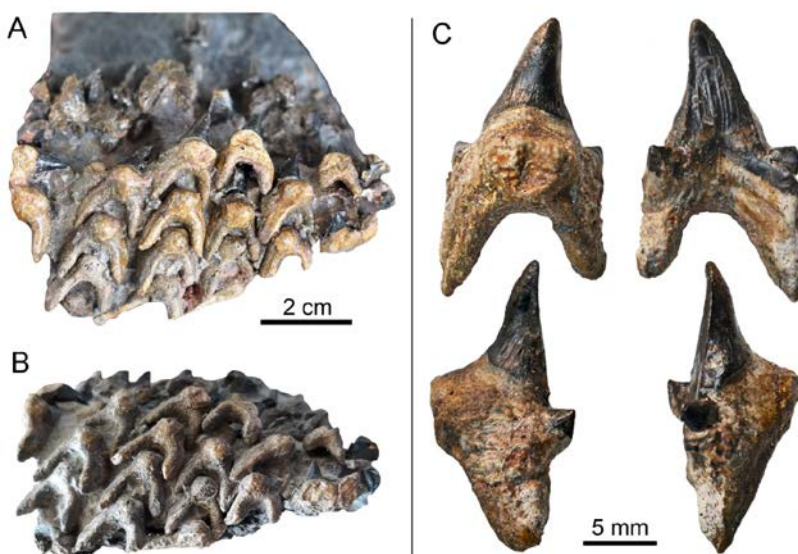


Carcharhinus underwoodi UAP-01.148a1

SAMONDS, K.E. & ANDRIANAVALONA, T.H. & WALLETT, L.A. & ZALMOUT, I.S. & WARD, D.J. (2019): A middle - late Eocene neoselachian assemblage from nearshore marine deposits, Mahajanga Basin, northwestern Madagascar. *PLoS ONE*, 14 (2): e0211789

New species: *Carcharhinus underwoodi*

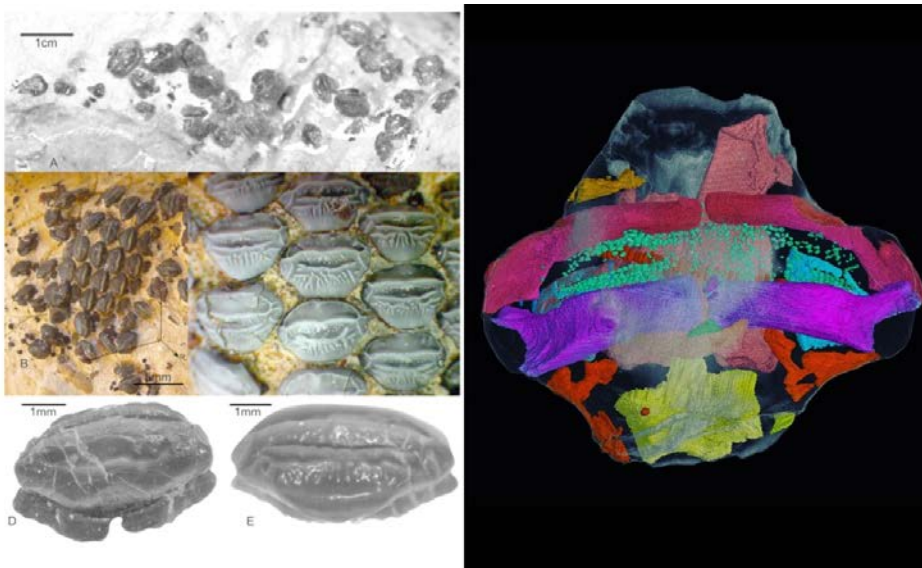
Abstract: We report here the first neoselachian fossil fauna from Eocene nearshore marine deposits of the Mahajanga Basin, northwestern Madagascar. The fauna includes seven species of shark: *Nebrius blankenhorni*, *Brachycarcharias koerti*, *Galeocerdo eaglesomei*, two species of *Carcharhinus* (one of which is described as a new species), *Physogaleus*, *Rhizoprionodon* and *Sphyrna*. Three species of rays were also recovered: *Pristis*, *Myliobatis* and an undetermined dasytid ray. This fauna represents the first Cenozoic neoselachian fossil record from the Eocene of Madagascar and broadens our understanding of their evolutionary and biogeographic history in the southern hemisphere during this time. Although the diversity of the genera and species of the fauna is very low, the age and similarity of genera to those in Congo, west Africa, Arabia, Asia, Europe, and North, Central, and South America suggests that these genera were broadly distributed and diverse within the shallow marine settings of the Tethyan and southern provinces during middle and late Eocene.



CARRILLO-BRICEÑO, J.D. & PARRA, J.D. & LUQUE, J. (2019): A new lamniform shark *Protolamna ricaurtei* sp. nov. from the Lower Cretaceous of Colombia. *Cretaceous Research*, 95: 336-340

New species: *Protolamna ricaurtei*

Abstract: The Lower Cretaceous record of lamniforms from South America is scarce and poorly known, containing only two reports of isolated teeth from the upper Hauterivian of Argentina and the Albian of Peru. Here, we describe a partial articulated tooth set referable to †*Protolamna ricaurtei* sp. nov. from the upper Barremian–lower Aptiandeposits of the Paja Formation (Andes of Colombia). The new species corresponds to one of the oldest fossil lamniforms to date reported from South America. This articulated tooth set is the only known for the family †Pseudoscapanorhynchidae, and possibly the oldest in its type for a lamniform from the Lower Cretaceous. Our findings offer new insights in to the lamniform paleodiversity of the northwestern margin of Gondwanaduring the Early Cretaceous.



VILLALOBOS-SEGURA, E. & UNDERWOOD, C.J. & WARD, D.J. & CLAESON, K.M. (2019): The first three-dimensional fossils of Cretaceous sclerorhynchid sawfish: *Asflapristis cristadentis* gen. et sp. nov., and implications for the phylogenetic relations of the Sclerorhynchoidei (Chondrichthyes). *Journal of Systematic Palaeontology*, in press

New genus: *Asflapristis*

New species: *Asflapristis cristadentis*

Abstract: A new fossil batoid (ray), *Asflapristis cristadentis* gen. et sp. nov., is described from six exceptionally well-preserved, three-dimensional skeletal remains from the Turonian (Late Cretaceous) of Morocco. Mechanical and acid preparation and computed tomographic scanning of these specimens reveal details of much of the proximal skeleton, especially the skull, synarcual and pectoral skeleton, with only the more distal parts of the skeleton missing. These fossils represent a relatively large animal (62 cm preserved length, estimated total length approximately 2 metres) possessing a robust rostrum that lacks enlarged rostral denticles. It has a narrow and small chondrocranium with jaws that are relatively large compared to the rest of the skull and robust with highly ornamented teeth that lack cusps. The branchial skeleton shows a large second hypobranchial without an anterior process, which was probably fused to the basibranchial as in other sclerorhynchoids. The synarcual is large and lacks centra through its entire length, with no direct connection to the pectoral girdle observed. Pectoral fins probably possessed enlarged proximal elements (propterygium, mesopterygium and metapterygium); the articulation facet between the coracoid and the pectoral elements

was reduced. A phylogenetic analysis using both parsimony and Bayesian methods was performed incorporating this new taxon. Both analyses recovered a phylogenetic topology that places the sclerorhynchoids in a close relation to rajoids and clearly separated from the morphologically similar Pristidae within the Rhinopristiformes. With respect to the extant taxa, the phylogenies generated are similar to that obtained from molecular analysis of modern batoids. The palaeoecological implication of this discovery suggests that the Asfla assemblage was not from a 'normal' open carbonate shelf but rather a restricted environment favouring a low-diversity chondrichthyan fauna.

STUMPF, S. & SCHEER, U. & KRIWET, J. (2019): A new genus and species of extinct ground shark, †*Diprosopovenator hilperti*, gen. et sp. nov. (Carcharhiniformes, †Pseudoscyliorhinidae, fam. nov.), from the Upper Cretaceous of Germany. *Journal of Vertebrate Paleontology, in press*

New species: *Diprosopovenator hilperti*

Abstract: We describe a new genus and species of extinct ground shark, †*Diprosopovenator hilperti*, gen. et sp. nov. (Elasmobranchii, Carcharhiniformes), based on a single incomplete skeleton with dentition recovered from basinal marine late Cenomanian (*Metoicoceras geslinianum* ammonite zone) organic-rich deposits of northern Germany. The new carcharhiniform is characterized by a unique combination of dental morphologies, indicating close architectural resemblance to the family Scyliorhinidae (catsharks). However, the very distinct tooth root morphology readily separates the new taxon from all other scyliorhinids. The extinct Cretaceous carcharhiniform †*Pseudoscyliorhinus* (represented by †*Ps. schwarzhansi* and †*Ps. reussi*) shares tooth root morphologies and vascularization patterns with †*Diprosopovenator*, gen. nov. We hypothesize that these two sharks form part of an extinct group of carcharhiniforms characterized by a distinct root morphology (viz., low hemiaulacorrhize roots with very flat and strongly flared basal faces protruding below the crown labially and mesiodistally and with a well-developed central labiobasal notch). Consequently, we propose a new family of Late Cretaceous carcharhiniforms, †Pseudoscyliorhinidae, fam. nov., to include the new taxon, as well as †*Pseudoscyliorhinus*. †Pseudoscyliorhinidae, fam. nov., shows a wide European distribution during the Late Cretaceous, ranging from the early Cenomanian to the late Campanian. The longevity of Scyliorhinidae, with a fossil record extending back into the Middle Jurassic, however, remains ambiguous and unresolved; therefore, it may be best to regard the assignment of fossil taxa to Scyliorhinidae as currently uncertain pending further taxonomic work.

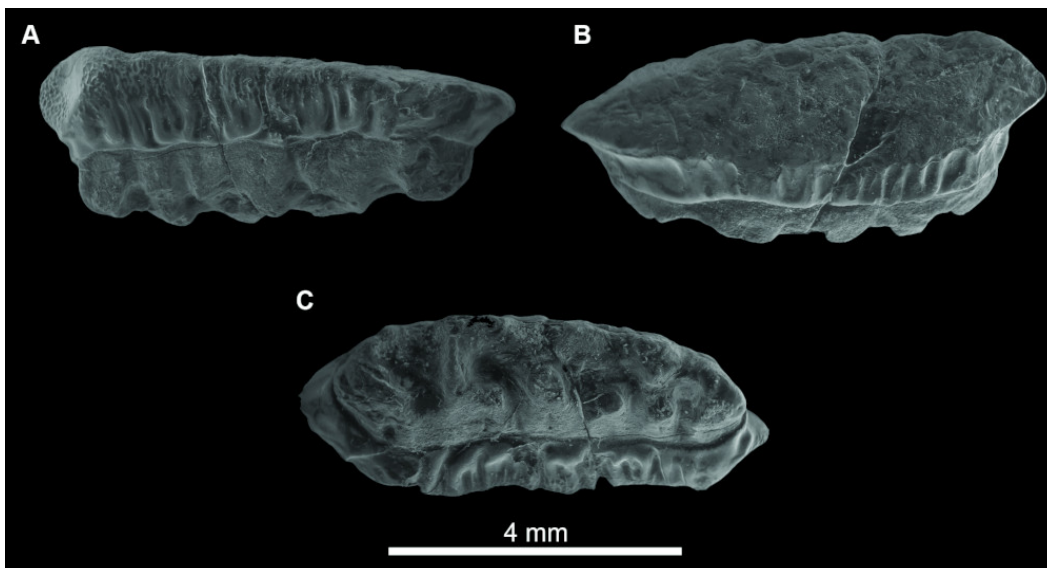


SIVERSSON, M. & COOK, T.D. & RYAN, H.E. & WATKINS, D.K. & TATARNIC, N.J. & DOWNES, P.J. & NEWBREY, M.G. (2019): Anacoracid sharks and calcareous nannofossil stratigraphy of the mid-Cretaceous

"upper" Gearle Siltstone and Haycock Marl in the lower Murchison River area, Western Australia. *Alcheringa*, 43 (1): 85-113

New species: *Squalicorax acutus*, *Squalicorax bazzii*, *Squalicorax mutabilis*

Abstract: Extensive bulk sampling over the past 20 years and greatly improved stratigraphic control permitted a meaningful revision of previously described anacoracid sharks from the 'upper' Gearle Siltstone and lower Haycock Marl in the lower Murchison River area, Western Australia. Isolated teeth of anacoracids are rare in the lower three (Beds 1–3) of four stratigraphic units of the 'upper' Gearle Siltstone but relatively common in the uppermost layer (Bed 4) and in the lower part of the overlying Haycock Marl. On the basis of calcareous nannofossils, Beds 1 and 2 of the 'upper' Gearle Siltstone can be placed in the uppermost upper Albian calcareous nannofossil Subzone CC9b whereas Bed 3 can be referred to the lowermost Cenomanian CC9c Subzone. Bed 1 yielded fragments of strongly serrated anacoracid teeth as well as a single, smooth-edged tooth. The samples from Beds 2 and 3 contained a few small fragments of serrated anacoracid teeth. Bed 4 is barren of calcareous nannofossils but the presence of a dentally advanced tooth of the cosmopolitan lamniform genus *Cretoxyrhina* in combination with the age of the overlying Haycock Marl indicate deposition within the younger half of the Cenomanian. The unit produced teeth of two anacoracids; *Squalicorax acutus* sp. nov. and *S. bazzii* sp. nov. The basal, laminated part of the Haycock Marl is placed in the uppermost upper Cenomanian part of CC10b. It yielded *Squalicorax mutabilis* sp. nov. and *S. aff. S. bernardezi*. Exceptionally well-preserved teeth of the former species span a 5:1 size ratio range for teeth of comparable jaw position. The teeth reveal strong ontogenetic heterodonty with a large increase in the relative size of the main cusp with age and the transition from a vertical distal heel of the crown in very young juveniles to a sub-horizontal, well demarcated heel in 'adult' teeth. An isolated phosphatic lens in the lower part of the Haycock Marl produced calcareous nannofossils indicative of the CC10b SubZone, most likely the lowermost lower Turonian part. It contains teeth of *Squalicorax mutabilis* sp. nov., *S. aff. S. bernardezi*, and *S. sp. C*.



BLANCO, A. (2019): *Igdabatis marmii* sp. nov. (Myliobatiformes) from the lower Maastrichtian (Upper Cretaceous) of north-eastern Spain: an Ibero-Armorican origin for a Gondwanan batoid. *Journal of Systematic Palaeontology*, 17 (10): 865-879

New species: *Igdabatis marmii*

Abstract: Microvertebrate fossil assemblages (chondrichthyans, osteichthyans, lissamphibians and squamates) from the Campanian and Maastrichtian of south-western Europe include taxa with very different palaeobiogeographical affinities. However, most of these biogeographical histories remain unclear. As

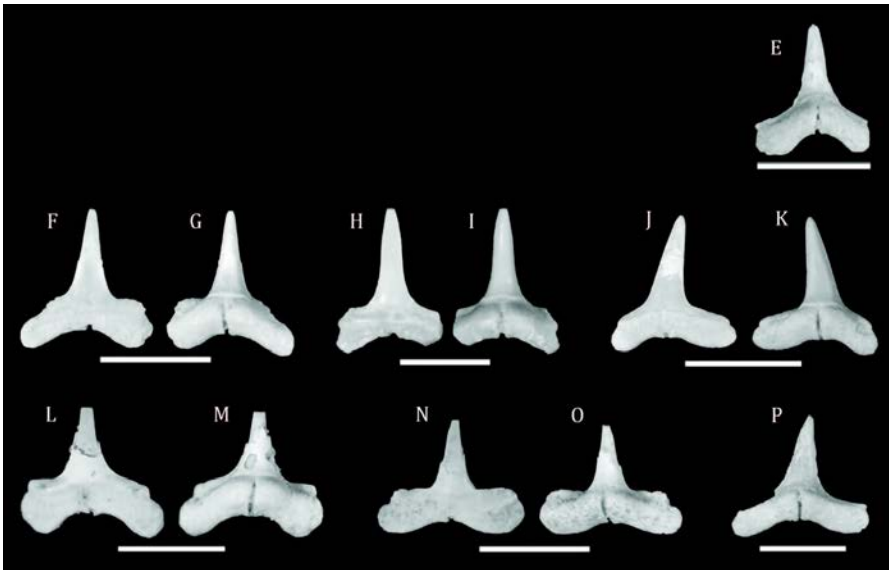
inhabitants of shallow marine waters, batoids are considered good palaeobiogeographical indicators that could reveal connections between continental platforms. *Igdabatis* is a stingray (Myliobatiformes) with an abundant Gondwanan fossil record, whereas its occurrence in the Ibero-Armorican landmass is intriguing. In this paper, a new species of *Igdabatis* – *Igdabatis marmii* sp. nov. – is reported from the lower Maastrichtian of Spain. Based on this new record, the phylogenetic relationships of Myliobatiformes are assessed, including *Igdabatis* taxa for first time. In addition, three new morphological characters are proposed based on the diagnoses of the different species and added to the dataset. The palaeobiogeographical events that these stingrays underwent during their speciation were explored through a Statistical Dispersal-Vicariance Analysis (S-DIVA) performed in RASP 2.1. The phylogenetic analysis suggests a highly nested position within Myliobatidae for the genus *Igdabatis*; and the new species was recovered as the most basal taxon in the clade. The S-DIVA results point to an Ibero-Armorican ancestral area for *Igdabatis*, from where its species diverged by a combination of vicariant and dispersal events. Both phylogenetic and palaeobiogeographical analyses were congruent with occurrences in the fossil record. Results and fossil evidence allow the proposal of a dispersal route between European and Gondwanan landmasses for these stingrays. The dispersal of *Igdabatis* between Ibero-Armorica and India during the Late Cretaceous was promoted by the proximity of the European and African continental platforms and then by the Kohistan-Ladakh island arc.

MARRAMA, G. & SCHULTZ, O. & KRIWET, J. (2019): A new Miocene skate from the Central Paratethys (Upper Austria): the first unambiguous skeletal record for the Rajiformes (Chondrichthyes: Batomorphii). *Journal of Systematic Palaeontology*, 17 (10): 937-960

New genus: *Ostarriraja*

New species: *Ostarriraja parva*

Abstract: A new fossil skate, *Ostarriraja parva* gen. et sp. nov., represented by a single partial articulated skeleton collected from the early Miocene fish-bearing strata of Upper Austria, is described here in detail. This taxon exhibits a unique combination of skeletal and dental features (e.g. nasal capsules broad and oval; presence of pectoral arch; compound radial articulated with single radial segments in serial fashion; separated pelvic girdle condyles; reduced catenated calcification of radials; about 86 pectoral radials; 20–21 pelvic-fin radials; 65–70 predorsal vertebrae) that clearly support its assignment to a new genus of the order Rajiformes, and the phylogenetic analyses reveal its basal position within the group. The comparison between *Ostarriraja* and the holomorphic batoids from Late Cretaceous of Lebanon traditionally aligned with skates concurs to suggest that this Neogene occurrence represents unquestionably the first known skeletal record for the group. The morphological and phylogenetic affinities of *Ostarriraja* with the living skates suggest a close association of this taxon with the temperate-cold water environments hypothesized for the Central Paratethys during the early Miocene.



CICIMURRI, D.J. & KNIGHT, J.L. (2019): Late Eocene (Priabonian) elasmobranchs from the Dry Branch Formation (Barnwell Group) of Aiken County, South Carolina, USA. *PaleoBios*, 36: 1–31

New species: *Isogomphodon aikenensis*

Abstract: A survey of the Eocene (Priabonian) Dry Branch Formation exposed in Aiken County, South Carolina, resulted in the collection of thousands of fossil teeth and bone fragments. Two sites located near the city of Aiken proved to be particularly productive, and 24 species of elasmobranchs, 11 osteichthyans, and three reptiles (one crocodylian and two turtles) have been identified. Herein we focus on the elasmobranch species (17 sharks and seven rays) that are part of the assemblage, which includes a new species of daggernose shark, *Isogomphodon aikenensis* n. sp. Cicimurri and Knight. The fossils are derived from the upper part of the Dry Branch Formation, and the fossiliferous strata accumulated within a high energy nearshore marine depositional environment that was influenced by a river system. Based on the vertebrate and invertebrate fossils we identified, the water depth was less than 40 m, and surface water temperature was at least 22° C . Elasmobranch species composition is similar to other late Eocene elasmobranch assemblages reported from the Gulf and Atlantic Coastal plains, particularly Georgia, and several of the taxa indicate affinities to the Tethyan region.

POPOV, E.V. & DELSATE, D. & FELTEN, R. (2019): A New Callorhynchid Genus (Holocephali, Chimaeroidei) from the Early Bajocian of Ottange-Rumelange, on the Luxembourg-French Border. *Paleontological Research*, 23 (3): 220-230


New species: *Ottangodus lotharingiae*

Abstract: An incomplete chimaeroid (Holocephali, Chimaeroidei) mandibular dental plate from the early Bajocian (Humphriesianum Zone) of Ottange-Rumelange, on the Luxembourg-French border, is described as a new genus and species of callorhynchid fish *Ottangodus lotharingiae* gen. et sp. nov. Comparison of the described plate with other Jurassic chimaeriform fish (both myricanthid and chimaeroid) mandibular plates shows relationships with callorhynchids and in turn close relationships with the genus *Pachymylus* Woodward, known from the Callovian of England. The plate of the new genus shows a set of primitive characters for chimaeroids (very high descending lamina, low oral part of the plate, large centrally placed median tritor occupying most of the oral part of the plate and an absence of mesio-labial system of the tritors) and could thus belong to a basal Chimaeroidei taxon. This is the first record of the Chimaeroidei from the Jurassic of Lorraine and the fourth chimaeriform genus known from the Mesozoic of the region.

HOGANSON, J.W. & ERICKSON, M. & HOLLAND, F.D. (2019): Chondrichthyan and Osteichthyan Paleofaunas from the Cretaceous (Late Maastrichtian) Fox Hills Formation of North Dakota, USA: Paleoecology, Paleogeography, and Extinction. *Bulletins of American Paleontology*, 398: 1-94

New species: *Cretalamna feldmanni*, *Dasyatis northdakotaensis*, *Myliobatis foxhillsensis*

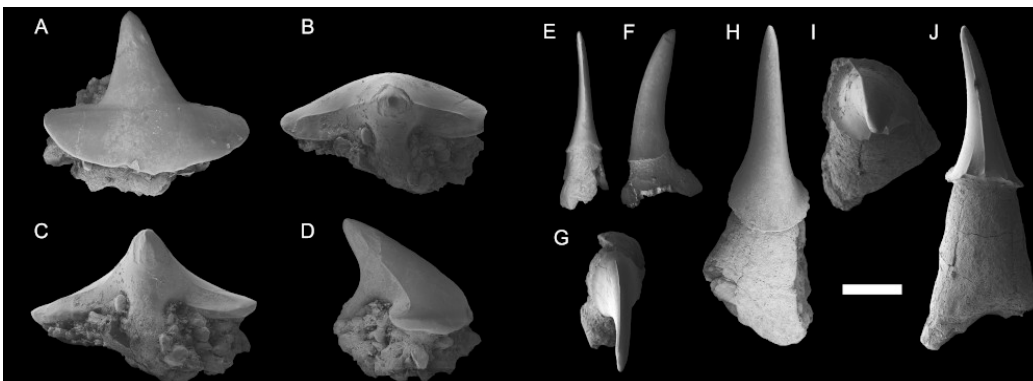
Abstract: As part of a study of the Vertebrata found in the Late Cretaceous (Early Maastrichtian to Middle Late Maastrichtian) Fox Hills Formation, 48 sites in western and central North Dakota were collected to interpret the chondrichthyan and osteichthyan paleofaunas. Based mostly on teeth, 19 shark species, 16 skate and ray species, and one rattfish species were recognized. Of those, three taxa are new, including *Cretalamna feldmanni* n. sp., “*Myliobatis*” *foxhillsensis* n. sp., and *Dasyatis northdakotaensis* n. sp. New chondrichthyan species occurrences for the Fox Hills Formation include: *Squalus ballingsloevensis*, *Plicatoscyllium derameei*, *Cretorectolobus olsoni*, *Carcharias* cf. *C. tenuiplicatus*, *Cretalamna feldmanni* n. sp., *Paranomotodon toddi*, *Squalicorax pristodontus*, *Palaeogaleus navarroensis*, *Archaeotriakis rochelleae*, *Paraorthacodus andersoni*, *Synechodus turneri*, *Walteraja exigua*, *Dasyatis northdakotaensis* n. sp., *Rhombodus levis*, “*Myliobatis*” *foxhillsensis* n. sp., and morphotypes of placoid scales and dermal denticles. Twenty species of bony fishes were identified from teeth and other skeletal parts, two were vertebral morphospecies, two were based on scales, and four were recognized from otoliths. New osteichthyan occurrences in the Fox Hills Formation include: a lepisosteid, *Melvius* sp., *Cyclurus fragosus*, *Protosphyraena* sp., *Belonostomus longirostris*, *Xiphactinus vetus*, *Paratarpon?* sp., *Pollerspoekia siegsdorfensis*, cf. *Bathylagus* sp., *Enchodus* cf. *E. ferox*, and “*Apogonidarum*” *maastrichtiensis*. The Fox Hills Formation is Early Maastrichtian in Bowman County, southwestern North Dakota. The Bowman County sites yielded the oldest fossils of this study. Sites in the Fox Hills type area in north-central South Dakota and south-central North Dakota are Middle Late Maastrichtian based on the presence of *Hoploscaphites nicolletii* and *Hoploscaphites nebrascensis* Ammonite Zones and the *Wodehousia spinata* Pollen Zone. Age relationships of these fossil sites suggest temporal range extensions for several of the Fox Hills fish taxa. Fox Hills fishes were derived from deep and shallow marine, brackish, and freshwater habitats. Five groupings were identified based on qualitative assessment of these habitat preferences. These groupings are: “offshore marine,” “nearshore marine,” “brackish water/estuarine—strong tidal influence,” “brackish water/estuarine—weak tidal influence,” and “riverine/lagoonal—strong freshwater influence.” Tooth morphology and comparison to modern analogs indicate presence of the following feeding types: omnivore, general invertebrate, molluscivore, pelagic piscivore, benthic piscivore, and scavenger. Species representing all feeding types occur in each of the five habitat groupings. Feeding competition was thus partitioned by habitat preference. When coupled with paleogeographic distribution information, the Fox Hills fish fauna indicates that some taxa represent a recurring assemblage of species that have a “large-river delta” habitat preference, as found today on major deltas of most continents. Paleogeographic conditions in the Western Interior Seaway (WIS) were dominated by the physiographic conditions of the Hell Creek Delta and Dakota Isthmus complex, which is composed of lagoons, estuaries, and barrier island shorelines. The Fox Hills fish paleofauna includes taxa restricted to the WIS and those that also occurred in the Texas Gulf Coast, Mississippi Embayment, Atlantic Coastal Plain, Greenland, and Sweden. Pelagic, deep marine lamniform species were cosmopolitan and ranged to Europe and North Africa. The Fox Hills fish fauna is most similar to the fish faunas of the Maastrichtian Kemp Formation, Texas, Severn Formation, Maryland, and Navesink and New Egypt formations, New Jersey. The Fox Hills paleofauna documents fish extinction at the close of the Cretaceous. None of the 36 chondrichthyan species and none of the 20 osteichthyan species recovered from the Fox Hills Formation are found in the Paleocene worldwide. 58% of Fox Hills chondrichthyan and 77% of osteichthyan genera, and 20% of chondrichthyan and 33% of osteichthyan families, did not survive after the Cretaceous. Support for this interpretation is provided by comparison of the Fox Hills paleofauna to the Paleocene Cannonball Formation paleofauna in North Dakota. None of the 13 Cannonball chondrichthyan species, nor any of the four Cannonball osteichthyan species, occur in the Fox Hills Formation. Thirteen chondrichthyan genera (*Squatina*, *Squalus*, *Ginglymostoma*, *Carcharias*, *Odontaspis*, *Cretalamna*, *Palaeogaleus*, *Galeorhinus*, *Paraorthacodus*, *Synechodus*, *Myliobatis*, *Dasyatis*, and *Ischyodus*) range across the K-Pg boundary.



OTERO, R.A. (2019): *Myledaphus araucanus* sp. nov. (Batomorphi, Rajiformes incertae sedis), a new Late Cretaceous ray from the austral Pacific, and first occurrence of the genus in the Southern Hemisphere. *Cretaceous Research*, 100: 82-90

New species: *Myledaphus araucanus*

Abstract: Isolated ray teeth have been frequently recorded in several Maastrichtian units of the Arauco Basin of central Chile. Up to now, the taxonomy of these specimens were broadly discussed, however, their historical taxonomic determinations lack good support. This contribution provides new evidence regarding the taxonomy, paleobiogeography and chronostratigraphic distribution of this material. For the first time, a partially articulated dental pavement is presented here. Histological analysis indicates affinities to Rajiformes, while morphologic features reveal affinities to the genus *Myledaphus*. The differences justify the erection of a new species, *Myledaphus araucanus* sp. nov. *Myledaphus* occurs in central Chile, being documented in three localities, with a widespread distribution along the Arauco Basin, ranging the lower Maastrichtian to the upper Maastrichtian, and having a latitudinal range between 33°21' to 36°45'S. The presence of this genus in the southeastern Pacific during the Maastrichtian contrasts with the morphologically similar genus *Hypolophodon* previously documented from the Maastrichtian–Paleocene of the southwestern Atlantic. Such segregation between both oceans of southern South America suggests different biogeographic patterns for the marine fauna, reinforcing previous faunal segregations already observed among marine reptiles.



VILLAFANA, J.A. & NIELSEN, S.N. & KLUG, S. & KRIWET, J. (2019): Early Miocene cartilaginous fishes (Chondrichthyes: Holocephali, Elasmobranchii) from Chile: Diversity and palaeobiogeographic implications. *Journal of South American Earth Sciences*, in press

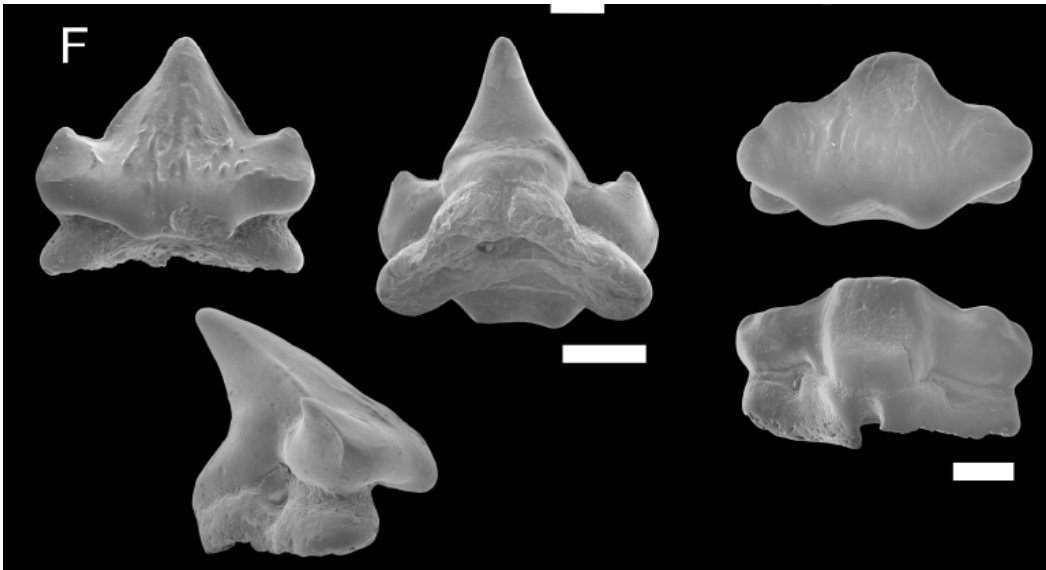
New species: *Pristiophorus humboldti*

Abstract: The early Miocene is characterized by warm conditions until the middle Miocene when temperatures dropped significantly. The presence of tropical to subtropical invertebrate faunas in early Miocene sediments of Chile supports the hypothesis of warm temperatures. The Neogene fossil record of chondrichthyans (holocephalans, sharks, rays and skates) has been well established for Chile. However, most studies focused on middle Miocene to Pliocene records, whereas early Miocene chondrichthyans have been rather poorly investigated up to now. The aim of this study is to describe early Miocene chondrichthyans from Chile and to discuss their paleobiogeographic and ecological implications. Here, we report seventeen chondrichthyan taxa from the early Miocene of Chile. The fauna includes the first fossil record of *Mustelus* from the Pacific coast of South America, the first oral tooth of *Pristiophorus humboldti* nov. sp. from the Neogene of South America and the first fossil record of *Alopias* from the Neogene of Chile. We are able to increase the total number of taxa from the early Miocene of Chile from 13 to 21. Faunal shifts in the marine waters of Chile between the early Miocene and the present reveal different biogeographical dynamics: three taxa decreased their southern latitudinal range, seven increased their southern latitudinal range, six went globally extinct and one went regionally extinct. The extinction and latitudinal changes observed in chondrichthyans can be best explained by climatic fluctuations during the Neogene and Holocene along the Pacific coast of South America. However, studies to evaluate the effect of ecological traits should be considered in the future.

ENGELBRECHT, A. & MORS, T. & REGUERO, M.A. & KRIWET, J. (2019): Skates and rays (Elasmobranchii, Batomorphii) from the Eocene La Meseta and Submeseta formations, Seymour Island, Antarctica. *Historical Biology*, 31 (8): 1028-1044

New genera: *Marambioraja*, *Mesetaraja***New species:** *Raja manitaria*, *Raja amphitrita*, *Marambioraja leiostemma*, *Mesetaraja maleficapelli*,

Abstract: Eocene deposits of the famous La Meseta Formation of Seymour Island, Antarctic Peninsula, yielded the most diverse Paleogene fossil elasmobranch association of the Southern Hemisphere. In this assemblage, sharks clearly dominate the fauna, whereas batoids are very rare components. Herein, we describe two new taxa of cold water tolerant skates, *Marambioraja leiostemma* gen. et sp. nov., and *Mesetaraja maleficapelli* gen. et sp. nov., two new species of the genus *Raja*, *Raja amphitrita* sp. nov. and *Raja manitaria* sp. nov., as well as remains of warm water adapted myliobatiforms. It is, however, not possible to unambiguously assign these remains either to Myliobatidae or Rhinopteridae, or to any specific genus. Previously reported remains of *Raja/Bathyraja* sp. are assigned to the new described species *Raja manitaria* sp. nov. The biogeographic distribution of extant and extinct rays and skates clearly shows that both groups are more widely distributed today than in the past, and additionally seem to have been more diverse in the Northern than the Southern Hemisphere. The occurrence, albeit rare of isolated teeth of skates (Rajidae) and rays (Myliobatidae) in the La Meseta Formation represents a minimum age constraint for their first appearance in the Southern Ocean.



CASE, G.R. & COOK, T.D. & KIGHTLINGER, T. & BORODIN, P.D. (2019): Middle Campanian Euselachian Diversity of the Southern Region of the Atlantic Coastal Plain of North America. *Vertebrate Anatomy Morphology Palaeontology*, 7: 69–82

New species: *Cantioscyllium clementsi*

Abstract: Herein, a rich selachian assemblage from the middle Campanian Bladen Formation located near Elizabethtown, Bladen County, North Carolina, USA is described. This assemblage consists of 19 species from 18 genera, at least 14 families, and seven orders and introduces the new species *Cantioscyllium clementsi* sp. nov. The recovered six lamniforms and *Squatina*, *Plicatoscyllium*, and *Igdabatis* spp. had large cosmopolitan distributions, whereas the new ginglymostomatid species and remaining 10 hybodontid and batoid taxa were likely endemic to the waters of North America.



MARRAMÀ, G. & CARNEVALE, G. & GIUSBERTI, L. & NAYLOR, G.J.P. & KRIWET, J. (2019): A bizarre Eocene dasyatoid batomorph (Elasmobranchii, Myliobatiformes) from the Bolca Lagerstätte (Italy) reveals a new, extinct body plan for stingrays. *Scientific Reports*, 9: 14087

New genus: *Lessiniabatis*

New species: *Lessiniabatis aenigmatica*

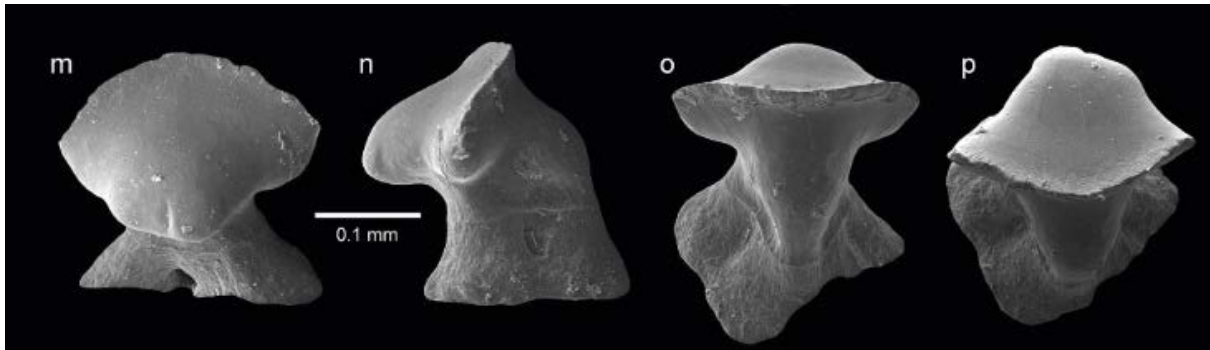
Abstract: Lagerstätte (Italy) has provided new insights into the fish biodiversity of the western Tethys. The morphological analysis of three previously undescribed specimens from the Pesciara deposit of Bolca revealed the existence of a new stingray taxon, †*Lessiniabatis aenigmatica* gen. et sp. nov., which is unique among the myliobatiform batoids in having the following unique combination of characters: low number of vertebrae posterior to the pelvic girdle (65–68); thoracolumbar synarcual extending backward beyond the pelvic girdle; tail extremely short not protruding from the posterior edge of the pectoral disc; radials proximally fused to each other; pelvic girdle extremely small and strongly arched; dorsal and caudal fins absent; tail stings and cartilaginous tail rod absent; and teeth of dasyatoid morphology with smooth enameloid surface. The phylogenetic analysis suggests that †*Lessiniabatis* gen. nov. is deeply nested within the benthic stingrays (*Dasyatoidea*) representing the sister to all dasyatids and potamotrygonids. Its unique anatomy clearly reveals the existence of a new hitherto unknown body plan experimented by benthic stingrays, whose evolution can be possibly linked to the adaptive fish radiation in the aftermath of the end-Cretaceous extinction.



SALAME, I. & ASAN, A. (2019): A new *Odontorhytis* species (Chondrichthyes) from the Middle Eocene of Elgedida Mine, Bahariya Oasis, Egypt. *Egyptian Journal of Geology*, 63: 407-415

New species: *Odontorhytis bahariensis*

Abstract: During a systematic examination of a chondrichthyan assemblage collected from the middle Eocene (probably Lutetian) glauconitic sandstone bed overlying the iron ore of ElGedida mine, in the Bahariya oasis, the authors came across a large number of minute teeth belonging to genus *Odontorhytis*. By comparing these teeth to the already known species *Odontorhytis pappenheimi* from the middle-late Eocene (Bartonian-Priabonian) of Egypt, it appeared that they differ from the latter species by a number of consistent characters, and must be assigned to a new species— *Odontorhytis bahariensis*.



STUMPF, S. & KRIWET, J. (2019): A new Pliensbachian elasmobranch (Vertebrata, Chondrichthyes) assemblage from Europe, and its contribution to the understanding of late Early Jurassic elasmobranch diversity and distributional patterns. *Paläontologische Zeitschrift*, 93 (4): 637–658

New genus: *Antiquaobatis*

New species: *Antiquaobatis grimmenensis*

Abstract: Here we describe a new, previously unrecognized elasmobranch microfossil assemblage consisting of isolated dental material from late Pliensbachian marginal marine, near-shore deposits of Grimmen in north-eastern Germany. The faunal composition indicates close affinities to other European pre-Toarcian elasmobranch-bearing localities, as it is predominantly composed of Hybodontiformes (*Hybodus reticulatus?*, *H. hauffianus?*, *Lissodus* sp.), Synechodontiformes (*Palidiplospinax enniskilleni*, *P. occultidens*, *Paraorthacodus* sp., *Sphenodus* sp.), and Hexanchiformes (*Notidanoides* sp.), as well as teeth attributable of the enigmatic Early Jurassic galeomorph shark *Agaleus dorsetensis*. In addition, the here reported elasmobranch tooth assemblage includes the oldest undisputable fossil records of Orectolobiformes and Batomorphii, each being represented by a single complete tooth only. The orectolobiform specimen is reminiscent of hemiscyllids but left in open nomenclature due to its very generalized morphology preventing any taxonomic identification. The batomorph tooth, conversely, is characterized by a unique combination of morphological features, which allows the introduction of new genus and species, *Antiquaobatis grimmenensis* gen. et sp. nov. The fossil assemblage presented here contributes to our current knowledge of late Early Jurassic chondrichthyan diversity and distributional patterns, providing some support for the hypothesis that most modern neoselachian lineages were initially linked to marginal marine, near-shore environments, before moving into open marine, offshore habitats by the Toarcian.

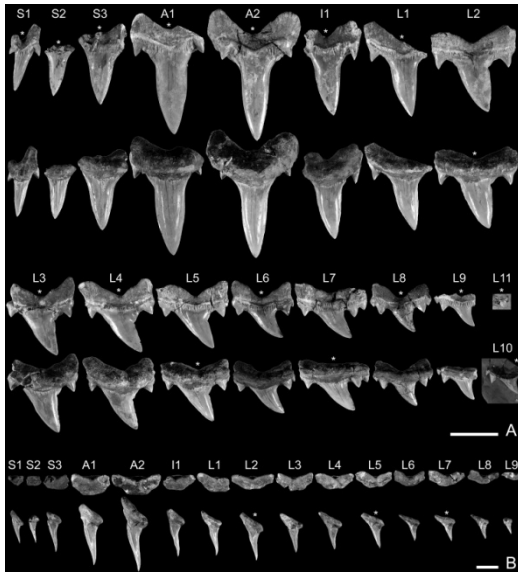


EBERSOLE, J.A. & CICIMURRI, D.J. & STRINGER, G.L. (2019): Taxonomy and biostratigraphy of the elasmobranchs and bony fishes (Chondrichthyes and Osteichthyes) of the lower-to-middle Eocene (Ypresian to Bartonian) Claiborne Group in Alabama, USA, including an analysis of otoliths. *Palaeontology*, 1–274

New genus: *Pseudabdounia*

New species: *Carcharhinus mancinae*

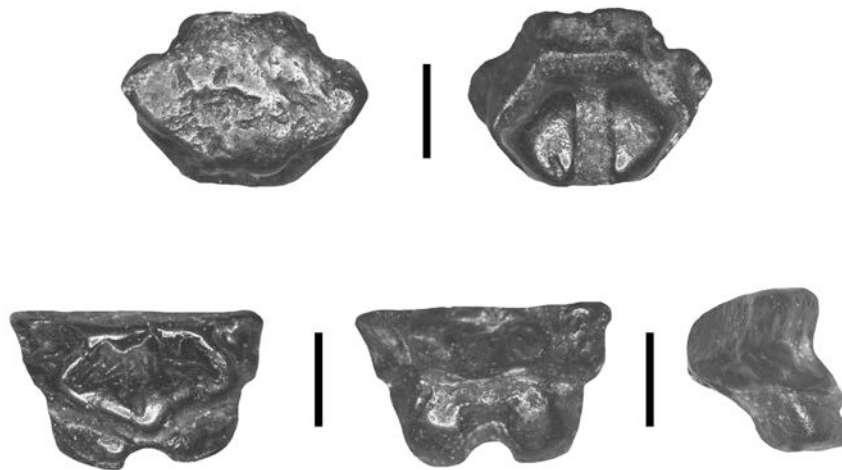
Abstract: The Tallahatta Formation, Lisbon Formation, and Gosport Sand are the three lithostratigraphic units that make up the lower-to-middle Eocene Claiborne Group. In Alabama, these marine units are among the most fossiliferous in the state and a long history of scattered reports have attempted to document their fossil diversity. In this study, we examined 20931 elasmobranch and bony fish elements, including otoliths, derived from Claiborne Group units in Alabama and identified 115 unequivocal taxa. Among the taxa identified, one new species is described, *Carcharhinus mancinae* sp. nov., and *Pseudabdounia* gen. nov. is a new genus erected to include two species formerly placed within *Abdounia* Capatta, 1980. New taxonomic combinations proposed include *Pseudabdounia claibornensis* (White, 1956) gen. et comb. nov., *Pseudabdounia recticonia* (Winkler, 1874) gen. et comb. nov., *Physogaleus alabamensis* (Leriche, 1942) comb. nov., and *Eutrichiurides plicidens* (Arambourg, 1952) comb. nov. We also report the first North American paleobiogeographic occurrences of *Aturobatis* aff. *A. aquensis* Adnet, 2006, *Brachycarcharias atlas* (Arambourg, 1952), *Eutrichiurides plicidens* comb. nov., *Galeorhinus louis* Adnet & Cappetta, 2008, *Ginglymostoma maroccanum* Noubhani & Cappetta, 1997, *Gymnosarda* sp., *Mennerotodus* sp., *Rhizoprionodon ganntourensis* (Arambourg, 1952), *Stenoscyllium* aff. *S. priemi* Noubhani & Cappetta, 1997, *Trichiurus oshosunensis* White, 1926, and the first North American occurrence for a fossil member of the Balistidae Risso, 1810. Our sample also included 26 taxa that represented first paleobiogeographic occurrences for Alabama, including *Abdounia beaugei* (Arambourg, 1935), *Albula eppi* White, 1931, *Ariosoma nonsector* Nolf & Stringer, 2003, *Anisotremus?* sp., *Anomotodon* sp., *Brachycarcharias twiggsensis* (Case, 1981), *Burnhamia daviesi* (Woodward, 1889), *Eoplinthicus yazooensis* Cappetta & Stringer, 2002, *Galeorhinus ypresiensis* (Casier, 1946), *Gnathophis meridies* (Frizzell & Lamber, 1962), *Haemulon? obliquus* (Müller, 1999), *Hypolophodon sylvestris* (White, 1931), *Malacanthus? sulcatus* (Koken, 1888), *Meridiana* cf. *M. convexa* Case, 1994, *Palaeocybium proosti* (Storms, 1897), *Paraconger sector* (Koken, 1888), *Paralbula* aff. *P. marylandica* Blake, 1940, *Phyllodus toliapicus* Agassiz, 1844, *Propristis schweinfurthi* Dames, 1883, *Pycnodus* sp., *Pythonichthys cole* (Müller, 1999), *Scomberomorus stormsi* (Leriche, 1905), *Signata stenzeli* Frizzell & Dante, 1965, and *Signata nicoli* Frizzell & Dante, 1965, and the first Paleogene occurrences in Alabama of a member of the Gobiidae Cuvier, 1816. A biostratigraphic analysis of our sample showed stratigraphic range extensions for several taxa, including the first Bartonian occurrences of *Eoplinthicus yazooensis*, *Jacquhermania duponti* (Winkler, 1876), *Meridiana* cf. *M. convexa*, *Phyllodus toliapicus*, and “*Rhinobatos*” *bruxelliensis* (Jaekel, 1894), range extensions into the late Ypresian and Bartonian for *Tethylamna dunn* Cappetta & Case, 2016 and *Scoliodon conecuhensis* Cappetta & Case, 2016, the first late Ypresian records of *Galeorhinus louis*, the first Lutetian occurrence of *Gymnosarda* Gill, 1862, and a range extension for *Fisherichthys* aff. *F. folmeri* Weems, 1999 into the middle Bartonian. Larger biostratigraphic and evolutionary trends are also documented, such as the acquisition of serrations in *Otodus* spp., possible population increases for the Rhinopterinae Jordan & Evermann, 1896 and Carcharhiniformes Compagno, 1973 in the Bartonian, and the apparent diversification of the Tetraodontiformes Berg, 1940 during the same stage. This study helps better our understanding of early-to-middle Eocene elasmobranch and bony fish diversity, paleobiogeography, and biostratigraphy in the Gulf Coastal Plain of North America.



SHIMADA, K. & EVERHART, M.J. (2019): A new large Late Cretaceous lamniform shark from North America, with comments on the taxonomy, paleoecology, and evolution of the genus *Cretodus*. *Journal of Vertebrate Paleontology*, in press

New species: *Cretodus houghtonorum*

Abstract: We describe a partial skeleton of the Late Cretaceous shark, *Cretodus*, collected from the Blue Hill Shale (middle Turonian) in north-central Kansas, U.S.A. It consists of 134 disarticulated teeth, 61 vertebrae, 23 placoid scales, and fragments of calcified cartilage. The scale morphology suggests that *Cretodus* was a rather sluggish shark, and the vertebral morphology affirms its placement into Lamniformes. With a strong tendency towards monognathic heterodonty, the dental morphology indicates that the specimen belongs to a new species, *C. houghtonorum*, sp. nov., increasing the total known species of *Cretodus* to five. The five species can be divided into three distinct groups: the *longiplicatus/semiplicatus*-grade, *gigantea/houghtonorum*-grade, and *crassidens*-grade. *Cretodus*, that successively evolved by broadening the tooth crown. The individual of *C. houghtonorum*, sp. nov., is estimated to be about 515 cm in total length (TL). Our vertebra-based growth analysis suggests that the shark was about 118 cm TL at birth and that the species had an estimated maximum growth length of 684 cm TL. The large size at birth indicates that the intrauterine cannibalism behavior of embryos seen in extant lamniforms had already evolved by the Late Cretaceous. Where *C. houghtonorum*, sp. nov., preferred nearshore environments, the specimen co-occurred with isolated teeth of *Squalicorax* and fragments of two dorsal fin spines of a hybodont shark, circumstantially indicating that the individual of *Cretodus* fed on the much smaller hybodont and was scavenged by *Squalicorax*.



MAISCH, H.M. (2019): A new species of *Hypolophites* (Chondrichthyes, Myliobatiformes) from the Lower Clayton Limestone Unit of the Midway Group (Paleocene), near Malvern, Arkansas, USA. *Journal of Paleontology, in press*

New species: *Hypolophites beckeri*

Abstract: A new species of *Hypolophites* (Chondrichthyes, Myliobatiformes) is described from an assemblage of isolated pavement teeth recovered from the Lower Clayton Limestone Unit of the Midway Group (Paleocene) near Malvern, Arkansas. These teeth were collected from several localized lag deposits containing an abundance of chondrichthyan and osteichthyan teeth, invertebrate remains, and trace fossils indicative of a marginal-shallow marine depositional environment. To date, only four additional species of *Hypolophites* have been reported from Paleocene deposits that occur along the west coast of central-northern Africa and in central New Jersey, USA. The identification of *Hypolophites beckeri* n. sp. in southwestern Arkansas extends the distribution of this biostratigraphically significant genus ~1,750 km westward into the Mississippi Embayment and Gulf Coastal Plain of the USA. The distribution of *Hypolophites* species during the Paleocene attests to the uniformity of shallow marine shelves between western Africa and the Atlantic and Gulf Coastal Plains of the USA, as well as myliobatiform diversification following the K/Pg mass extinction event.

FREY, L. & COATES, M. & GINTER, M. & HAIRAPETIAN, V. & RÜCKLIN, M. & JERJEN, I. & KLUG, C. (2019): The early elasmobranch *Phoebodus*: phylogenetic relationships, ecomorphology and a new time-scale for shark evolution. *Proceedings of the Royal Society B: Biological Sciences*, 286 (1912): 20191336

New species: *Phoebodus saidselachus*

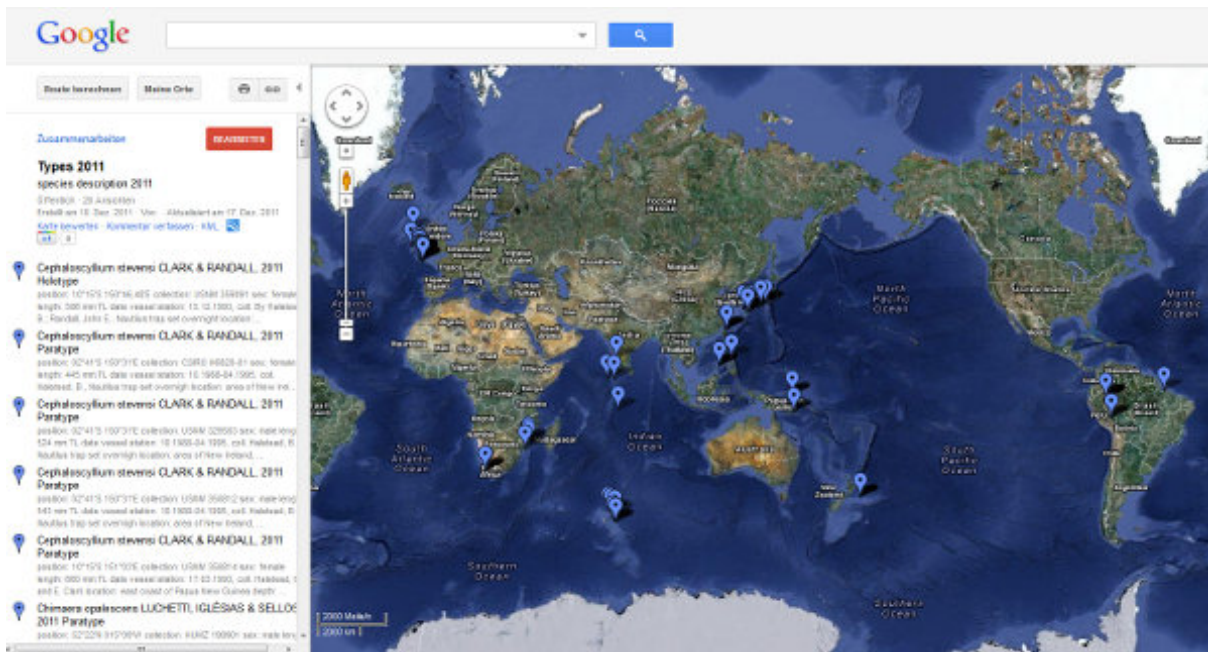
Abstract: Anatomical knowledge of early chondrichthyans and estimates of their phylogeny are improving, but many taxa are still known only from microremains. The nearly cosmopolitan and regionally abundant Devonian genus *Phoebodus* has long been known solely from isolated teeth and fin spines. Here, we report the first skeletal remains of *Phoebodus* from the Famennian (Late Devonian) of the Maïder region of Morocco, revealing an anguilliform body, specialized braincase, hyoid arch, elongate jaws and rostrum, complementing its characteristic dentition and ctenacanth fin spines preceding both dorsal fins. Several of these features corroborate a likely close relationship with the Carboniferous species *Thrinacodus gracia*, and phylogenetic analysis places both taxa securely as members of the elasmobranch stem lineage. Identified as such, phoebodont teeth provide a plausible marker for range extension of the elasmobranchs into the Middle Devonian, thus providing a new minimum date for the origin of the chondrichthyan crown-group. Among pre-Carboniferous jawed vertebrates, the anguilliform body shape of *Phoebodus* is unprecedented, and its specialized anatomy is, in several respects, most easily compared with the modern frilled

shark *Chlamydoselachus*. These results add greatly to the morphological, and by implication ecological, disparity of the earliest elasmobranchs.

3.3 Descriptions of extant genera/species

Types in Google map

(<http://maps.google.com/maps/ms?msa=0&msid=217824177182325311271.0004b3bc714004039f92e&hl=de&ie=UTF8&ll=3.123195,53.281417&spn=106.420277,253.202833&t=h&vpsrc=6&source=embed>)



3.3.1 List of new extant genera

[Akheilos](#)

WHITE, FAHMI & WEIGMANN,
2019

(Carcharhiniformes:
Scyliorhinidae)

3.3.2 List of new extant species

[Akheilos suwartanai](#)

WHITE, FAHMI & WEIGMANN, 2019

(Carcharhiniformes:
Scyliorhinidae)

[Carcharhinus obsoletus](#)

WHITE, KYNE & HARRIS, 2019

(Carcharhiniformes:
Carcharhinidae)

[Dipturus lamillai](#)

CONCHA, CAIRA, EBERT & POMPERT,
2019

(Rajiformes: Rajidae)

[Leucoraja elaineae](#)

EBERT & LESLIE, 2019

(Rajiformes: Rajidae)

[Mollisquama
mississippiensis](#)

GRACE, DOOSEY, DENTON, NAYLOR,
BART & MAISEY, 2019

(Squaliformes: Dalatiidae)

[Parmaturus angelae](#)

SOARES, DE CARVALHO, SCHWINGEL
& GADIG, 2019

(Carcharhiniformes:
Pentanchidae)

[Potamotrygon marquesi](#)

DA SILVA & LOBODA, 2019

(Myliobatiformes:
Potamotrygonidae)

<i>Pseudobatos buthi</i>	RUTLEDGE, 2019	(Rhinopristiformes: Rhinobatidae)
<i>Rhinobatos ranongensis</i>	LAST, SÉRET & NAYLOR, 2019	(Rhinopristiformes: Rhinobatidae)
<i>Squalus boretzi</i>	DOLGANOV, 2019	(Squaliformes: Squalidae)

3.3.3 Biodiversity

In this newly added chapter of this year's POTY, we are giving an overview of all taxonomically valid chondrichthyan species sorted by the three higher level groups chimaeriforms, selachians and batoids. Based on this data, we present tables providing information on the 20 most researched species of each group and the number of scientific publications on family and order level. Note that the number of publications also includes synonyms and misspellings, information not accessible by regular search operations. If you need individual analysis of data from our database please contact Nico Straube or Jürgen Pollerspöck (juergen.pollerspoeck@shark-references.com or nicolas.straube@shark-references.com).

3.3.3.1 Complete list of taxonomically valid shark species

Genus	Species	Author	Family	Order	No of records
<i>Carcharhinus</i>	<i>acronotus</i>	(POEY, 1860)	Carcharhinidae	Carcharhiniformes	234
<i>Carcharhinus</i>	<i>albimarginatus</i>	(RÜPPELL, 1837)	Carcharhinidae	Carcharhiniformes	264
<i>Carcharhinus</i>	<i>altimus</i>	(SPRINGER, 1950)	Carcharhinidae	Carcharhiniformes	220
<i>Carcharhinus</i>	<i>amblyrhynchoides</i>	(WHITLEY, 1934)	Carcharhinidae	Carcharhiniformes	117
<i>Carcharhinus</i>	<i>amblyrhynchos</i>	(BLEEKER, 1856)	Carcharhinidae	Carcharhiniformes	380
<i>Carcharhinus</i>	<i>amboinensis</i>	(MÜLLER & HENLE, 1839)	Carcharhinidae	Carcharhiniformes	202
<i>Carcharhinus</i>	<i>borneensis</i>	(BLEEKER, 1858)	Carcharhinidae	Carcharhiniformes	29
<i>Carcharhinus</i>	<i>brachyurus</i>	(GÜNTHER, 1870)	Carcharhinidae	Carcharhiniformes	361
<i>Carcharhinus</i>	<i>brevipinna</i>	(MÜLLER & HENLE, 1839)	Carcharhinidae	Carcharhiniformes	436
<i>Carcharhinus</i>	<i>cautus</i>	(WHITLEY, 1945)	Carcharhinidae	Carcharhiniformes	65
<i>Carcharhinus</i>	<i>coatesi</i>	(WHITLEY, 1939)	Carcharhinidae	Carcharhiniformes	20
<i>Carcharhinus</i>	<i>dussumieri</i>	(MÜLLER & HENLE, 1839)	Carcharhinidae	Carcharhiniformes	156
<i>Carcharhinus</i>	<i>falciformis</i>	(MÜLLER & HENLE, 1839)	Carcharhinidae	Carcharhiniformes	726
<i>Carcharhinus</i>	<i>fitzroyensis</i>	(WHITLEY, 1943)	Carcharhinidae	Carcharhiniformes	59
<i>Carcharhinus</i>	<i>galapagensis</i>	(SNODGRASS & HELLER, 1905)	Carcharhinidae	Carcharhiniformes	217
<i>Carcharhinus</i>	<i>hemiodon</i>	(MÜLLER & HENLE, 1839)	Carcharhinidae	Carcharhiniformes	61
<i>Carcharhinus</i>	<i>humani</i>	WHITE & WEIGMANN, 2014	Carcharhinidae	Carcharhiniformes	10
<i>Carcharhinus</i>	<i>isodon</i>	(MÜLLER & HENLE, 1839)	Carcharhinidae	Carcharhiniformes	138
<i>Carcharhinus</i>	<i>leiodon</i>	GARRICK, 1985	Carcharhinidae	Carcharhiniformes	34
<i>Carcharhinus</i>	<i>leucas</i>	(MÜLLER & HENLE, 1839)	Carcharhinidae	Carcharhiniformes	896
<i>Carcharhinus</i>	<i>limbatus</i>	(MÜLLER & HENLE, 1839)	Carcharhinidae	Carcharhiniformes	875
<i>Carcharhinus</i>	<i>longimanus</i>	(POEY, 1861)	Carcharhinidae	Carcharhiniformes	444
<i>Carcharhinus</i>	<i>macloti</i>	(MÜLLER & HENLE, 1839)	Carcharhinidae	Carcharhiniformes	160
<i>Carcharhinus</i>	<i>melanopterus</i>	(QUOY & GAIMARD, 1824)	Carcharhinidae	Carcharhiniformes	491

<i>Carcharhinus</i>	<i>obscurus</i>	(LESUEUR, 1818)	Carcharhinidae	Carcharhiniformes	645
<i>Carcharhinus</i>	<i>obsoletus</i>	WHITE, KYNE & HARRIS, 2019	Carcharhinidae	Carcharhiniformes	5
<i>Carcharhinus</i>	<i>perezii</i>	(POEY, 1876)	Carcharhinidae	Carcharhiniformes	183
<i>Carcharhinus</i>	<i>plumbeus</i>	(NARDO, 1827)	Carcharhinidae	Carcharhiniformes	851
<i>Carcharhinus</i>	<i>porosus</i>	(RANZANI, 1839)	Carcharhinidae	Carcharhiniformes	185
<i>Carcharhinus</i>	<i>sealei</i>	(PIETSCHMANN, 1913)	Carcharhinidae	Carcharhiniformes	81
<i>Carcharhinus</i>	<i>signatus</i>	(POEY, 1868)	Carcharhinidae	Carcharhiniformes	164
<i>Carcharhinus</i>	<i>sorrah</i>	(MÜLLER & HENLE, 1839)	Carcharhinidae	Carcharhiniformes	300
<i>Carcharhinus</i>	<i>tilstoni</i>	(WHITLEY, 1950)	Carcharhinidae	Carcharhiniformes	99
<i>Carcharhinus</i>	<i>tjutjot</i>	(BLEEKER, 1852)	Carcharhinidae	Carcharhiniformes	22
<i>Galeocerdo</i>	<i>cuvier</i>	(PÉRON & LESUEUR, 1822)	Carcharhinidae	Carcharhiniformes	1090
<i>Glyphis</i>	<i>gangeticus</i>	(MÜLLER & HENLE, 1839)	Carcharhinidae	Carcharhiniformes	96
<i>Glyphis</i>	<i>garricki</i>	COMPAGNO, WHITE & LAST, 2008	Carcharhinidae	Carcharhiniformes	38
<i>Glyphis</i>	<i>glyphis</i>	(MÜLLER & HENLE, 1839)	Carcharhinidae	Carcharhiniformes	59
<i>Isogomphodon</i>	<i>oxyrhynchus</i>	(MÜLLER & HENLE, 1839)	Carcharhinidae	Carcharhiniformes	55
<i>Lamiopsis</i>	<i>temminckii</i>	(MÜLLER & HENLE, 1839)	Carcharhinidae	Carcharhiniformes	64
<i>Lamiopsis</i>	<i>tephrodes</i>	(FOWLER, 1905)	Carcharhinidae	Carcharhiniformes	13
<i>Loxodon</i>	<i>macrorhinus</i>	MÜLLER & HENLE, 1839	Carcharhinidae	Carcharhiniformes	168
<i>Nasolamia</i>	<i>velox</i>	(GILBERT, 1898)	Carcharhinidae	Carcharhiniformes	60
<i>Negaprion</i>	<i>acutidens</i>	(RÜPPELL, 1837)	Carcharhinidae	Carcharhiniformes	248
<i>Negaprion</i>	<i>brevirostris</i>	(POEY, 1868)	Carcharhinidae	Carcharhiniformes	611
<i>Prionace</i>	<i>glauca</i>	(LINNAEUS, 1758)	Carcharhinidae	Carcharhiniformes	1379
<i>Rhizoprionodon</i>	<i>acutus</i>	(RÜPPELL, 1837)	Carcharhinidae	Carcharhiniformes	393
<i>Rhizoprionodon</i>	<i>lalandii</i>	(MÜLLER & HENLE, 1839)	Carcharhinidae	Carcharhiniformes	133
<i>Rhizoprionodon</i>	<i>longurio</i>	(JORDAN & GILBERT, 1882)	Carcharhinidae	Carcharhiniformes	100
<i>Rhizoprionodon</i>	<i>oligolinx</i>	SPRINGER, 1964	Carcharhinidae	Carcharhiniformes	86

<i>Rhizoprionodon</i>	<i>porosus</i>	(POEY, 1861)	Carcharhinidae	Carcharhiniformes	145
<i>Rhizoprionodon</i>	<i>taylori</i>	(OGILBY, 1915)	Carcharhinidae	Carcharhiniformes	95
<i>Rhizoprionodon</i>	<i>terraenovae</i>	(RICHARDSON, 1836)	Carcharhinidae	Carcharhiniformes	328
<i>Scoliodon</i>	<i>laticaudus</i>	MÜLLER & HENLE, 1838	Carcharhinidae	Carcharhiniformes	211
<i>Scoliodon</i>	<i>macrorhynchus</i>	(BLEEKER, 1852)	Carcharhinidae	Carcharhiniformes	21
<i>Triaenodon</i>	<i>obesus</i>	(RÜPPELL, 1837)	Carcharhinidae	Carcharhiniformes	363
<i>Chaenogaleus</i>	<i>macrostoma</i>	(BLEEKER, 1852)	Hemigaleidae	Carcharhiniformes	93
<i>Hemigaleus</i>	<i>australiensis</i>	WHITE, LAST & COMPAGNO, 2005	Hemigaleidae	Carcharhiniformes	38
<i>Hemigaleus</i>	<i>microstoma</i>	BLEEKER, 1852	Hemigaleidae	Carcharhiniformes	99
<i>Hemipristis</i>	<i>elongata</i>	(KLUNZINGER, 1871)	Hemigaleidae	Carcharhiniformes	173
<i>Paragaleus</i>	<i>leucolomatus</i>	COMPAGNO & SMALE, 1985	Hemigaleidae	Carcharhiniformes	14
<i>Paragaleus</i>	<i>longicaudatus</i>	(BESSEDOV, 1966)	Hemigaleidae	Carcharhiniformes	41
<i>Paragaleus</i>	<i>pectoralis</i>	(GARMAN, 1906)	Hemigaleidae	Carcharhiniformes	46
<i>Paragaleus</i>	<i>tengi</i>	(CHEN, 1963)	Hemigaleidae	Carcharhiniformes	27
<i>Leptocharias</i>	<i>smithii</i>	(MÜLLER & HENLE, 1839)	Leptochariidae	Carcharhiniformes	46
<i>Apristurus</i>	<i>albisoma</i>	NAKAYA & SÉRET, 1999	Pentanchidae	Carcharhiniformes	15
<i>Apristurus</i>	<i>ampliceps</i>	SASAHARA, SATO & NAKAYA, 2008	Pentanchidae	Carcharhiniformes	12
<i>Apristurus</i>	<i>aphyodes</i>	NAKAYA & STEHMANN, 1998	Pentanchidae	Carcharhiniformes	26
<i>Apristurus</i>	<i>australis</i>	SATO, NAKAYA & YOROZU, 2008	Pentanchidae	Carcharhiniformes	12
<i>Apristurus</i>	<i>breviventralis</i>	KAWAUCHI, WEIGMANN & NAKAYA, 2014	Pentanchidae	Carcharhiniformes	5
<i>Apristurus</i>	<i>brunneus</i>	(GILBERT, 1892)	Pentanchidae	Carcharhiniformes	73
<i>Apristurus</i>	<i>bucephalus</i>	WHITE, LAST & POGONOSKI, 2008	Pentanchidae	Carcharhiniformes	5
<i>Apristurus</i>	<i>canutus</i>	SPRINGER & HEEMSTRA, 1979	Pentanchidae	Carcharhiniformes	24
<i>Apristurus</i>	<i>exsanguis</i>	SATO, NAKAYA & STEWART, 1999	Pentanchidae	Carcharhiniformes	15
<i>Apristurus</i>	<i>fedorovi</i>	DOLGANOV, 1983	Pentanchidae	Carcharhiniformes	20
<i>Apristurus</i>	<i>garricki</i>	SATO, STEWART & NAKAYA, 2013	Pentanchidae	Carcharhiniformes	6

<i>Apristurus</i>	<i>gibbosus</i>	MENG, CHU & LI, 1985	Pentanchidae	Carcharhiniformes	11
<i>Apristurus</i>	<i>herklotsi</i>	(FOWLER, 1934)	Pentanchidae	Carcharhiniformes	35
<i>Apristurus</i>	<i>indicus</i>	(BRAUER, 1906)	Pentanchidae	Carcharhiniformes	36
<i>Apristurus</i>	<i>internatus</i>	DENG, XIONG & ZHAN, 1988	Pentanchidae	Carcharhiniformes	7
<i>Apristurus</i>	<i>investigatoris</i>	(MISRA, 1962)	Pentanchidae	Carcharhiniformes	17
<i>Apristurus</i>	<i>japonicus</i>	NAKAYA, 1975	Pentanchidae	Carcharhiniformes	24
<i>Apristurus</i>	<i>kampae</i>	TAYLOR, 1972	Pentanchidae	Carcharhiniformes	38
<i>Apristurus</i>	<i>laurussonii</i>	(SAEMUNDSSON, 1922)	Pentanchidae	Carcharhiniformes	85
<i>Apristurus</i>	<i>longicephalus</i>	NAKAYA, 1975	Pentanchidae	Carcharhiniformes	35
<i>Apristurus</i>	<i>macrorhynchus</i>	(TANAKA, 1909)	Pentanchidae	Carcharhiniformes	35
<i>Apristurus</i>	<i>macrostomus</i>	CHU, MENG & LI, 1985	Pentanchidae	Carcharhiniformes	15
<i>Apristurus</i>	<i>manis</i>	(SPRINGER, 1979)	Pentanchidae	Carcharhiniformes	40
<i>Apristurus</i>	<i>melanoasper</i>	IGLÉSIAS, NAKAYA & STEHMANN, 2004	Pentanchidae	Carcharhiniformes	35
<i>Apristurus</i>	<i>microps</i>	(GILCHRIST, 1922)	Pentanchidae	Carcharhiniformes	44
<i>Apristurus</i>	<i>micropterygeus</i>	MENG, CHU & LI, 1986	Pentanchidae	Carcharhiniformes	10
<i>Apristurus</i>	<i>nakayai</i>	IGLÉSIAS, 2012	Pentanchidae	Carcharhiniformes	6
<i>Apristurus</i>	<i>nasutus</i>	DE BUEN, 1959	Pentanchidae	Carcharhiniformes	36
<i>Apristurus</i>	<i>parvipinnis</i>	SPRINGER & HEEMSTRA, 1979	Pentanchidae	Carcharhiniformes	36
<i>Apristurus</i>	<i>pinguis</i>	DENG, XIONG & ZHAN, 1983	Pentanchidae	Carcharhiniformes	18
<i>Apristurus</i>	<i>platyrhynchus</i>	(TANAKA, 1909)	Pentanchidae	Carcharhiniformes	55
<i>Apristurus</i>	<i>profundorum</i>	(GOODE & BEAN, 1896)	Pentanchidae	Carcharhiniformes	52
<i>Apristurus</i>	<i>riveri</i>	BIGELOW & SCHROEDER, 1944	Pentanchidae	Carcharhiniformes	30
<i>Apristurus</i>	<i>saldanha</i>	(BARNARD, 1925)	Pentanchidae	Carcharhiniformes	30
<i>Apristurus</i>	<i>sibogae</i>	(WEBER, 1913)	Pentanchidae	Carcharhiniformes	17
<i>Apristurus</i>	<i>sinensis</i>	CHU & HU, 1981	Pentanchidae	Carcharhiniformes	24
<i>Apristurus</i>	<i>spongiceps</i>	(GILBERT, 1905)	Pentanchidae	Carcharhiniformes	20

<i>Apristurus</i>	<i>stenseni</i>	(SPRINGER, 1979)	Pentanchidae	Carcharhiniformes	9
<i>Apristurus</i>	<i>yangi</i>	WHITE, MANA & NAYLOR, 2017	Pentanchidae	Carcharhiniformes	5
<i>Asymbolus</i>	<i>analis</i>	(OGILBY, 1885)	Pentanchidae	Carcharhiniformes	41
<i>Asymbolus</i>	<i>funebri</i>	COMPAGNO, STEVENS & LAST, 1999	Pentanchidae	Carcharhiniformes	7
<i>Asymbolus</i>	<i>galacticus</i>	SÉRET & LAST, 2008	Pentanchidae	Carcharhiniformes	5
<i>Asymbolus</i>	<i>occiduus</i>	LAST, GOMON & GLEDHILL, 1999	Pentanchidae	Carcharhiniformes	7
<i>Asymbolus</i>	<i>pallidus</i>	LAST, GOMON & GLEDHILL, 1999	Pentanchidae	Carcharhiniformes	13
<i>Asymbolus</i>	<i>parvus</i>	COMPAGNO, STEVENS & LAST, 1999	Pentanchidae	Carcharhiniformes	12
<i>Asymbolus</i>	<i>rubiginosus</i>	LAST, GOMON & GLEDHILL, 1999	Pentanchidae	Carcharhiniformes	22
<i>Asymbolus</i>	<i>submaculatus</i>	COMPAGNO, STEVENS & LAST, 1999	Pentanchidae	Carcharhiniformes	7
<i>Asymbolus</i>	<i>vincenti</i>	(ZIETZ, 1908)	Pentanchidae	Carcharhiniformes	31
<i>Bythaelurus</i>	<i>alcockii</i>	(GARMAN, 1913)	Pentanchidae	Carcharhiniformes	15
<i>Bythaelurus</i>	<i>bachii</i>	WEIGMANN, EBERT, CLERKIN, STEHMANN & NAYLOR, 2016	Pentanchidae	Carcharhiniformes	3
<i>Bythaelurus</i>	<i>canescens</i>	(GÜNTHER, 1878)	Pentanchidae	Carcharhiniformes	41
<i>Bythaelurus</i>	<i>clevai</i>	(SÉRET, 1987)	Pentanchidae	Carcharhiniformes	11
<i>Bythaelurus</i>	<i>dawsoni</i>	(SPRINGER, 1971)	Pentanchidae	Carcharhiniformes	27
<i>Bythaelurus</i>	<i>giddingsi</i>	McCOSKER, LONG & BALDWIN, 2012	Pentanchidae	Carcharhiniformes	8
<i>Bythaelurus</i>	<i>hispidus</i>	(ALCOCK, 1891)	Pentanchidae	Carcharhiniformes	51
<i>Bythaelurus</i>	<i>immaculatus</i>	(CHU & MENG, 1982)	Pentanchidae	Carcharhiniformes	15
<i>Bythaelurus</i>	<i>incanus</i>	LAST & STEVENS, 2008	Pentanchidae	Carcharhiniformes	7
<i>Bythaelurus</i>	<i>lutarius</i>	(SPRINGER & D'AUBREY, 1972)	Pentanchidae	Carcharhiniformes	29
<i>Bythaelurus</i>	<i>naylori</i>	EBERT & CLERKIN, 2015	Pentanchidae	Carcharhiniformes	5
<i>Bythaelurus</i>	<i>stewarti</i>	WEIGMANN, KASCHNER & THIEL, 2018	Pentanchidae	Carcharhiniformes	1
<i>Bythaelurus</i>	<i>tenuicephalus</i>	KASCHNER, WEIGMANN & THIEL, 2015	Pentanchidae	Carcharhiniformes	6

<i>Bythaelurus</i>	<i>vivaldii</i>	WEIGMANN & KASCHNER, 2017	Pentanchidae	Carcharhiniformes	3
<i>Cephalurus</i>	<i>cephalus</i>	(GILBERT, 1892)	Pentanchidae	Carcharhiniformes	51
<i>Figaro</i>	<i>boardmani</i>	(WHITLEY, 1928)	Pentanchidae	Carcharhiniformes	50
<i>Figaro</i>	<i>striatus</i>	GLEDHILL, LAST & WHITE, 2008	Pentanchidae	Carcharhiniformes	7
<i>Galeus</i>	<i>antillensis</i>	SPRINGER, 1979	Pentanchidae	Carcharhiniformes	17
<i>Galeus</i>	<i>arae</i>	(NICHOLS, 1927)	Pentanchidae	Carcharhiniformes	35
<i>Galeus</i>	<i>atlanticus</i>	(VAILLANT, 1888)	Pentanchidae	Carcharhiniformes	53
<i>Galeus</i>	<i>cadenati</i>	SPRINGER, 1966	Pentanchidae	Carcharhiniformes	24
<i>Galeus</i>	<i>corriganæ</i>	WHITE, MANA & NAYLOR, 2016	Pentanchidae	Carcharhiniformes	4
<i>Galeus</i>	<i>eastmani</i>	(JORDAN & SNYDER, 1904)	Pentanchidae	Carcharhiniformes	44
<i>Galeus</i>	<i>gracilis</i>	COMPAGNO & STEVENS, 1993	Pentanchidae	Carcharhiniformes	16
<i>Galeus</i>	<i>longirostris</i>	TACHIKAWA & TANIUCHI, 1987	Pentanchidae	Carcharhiniformes	11
<i>Galeus</i>	<i>melastomus</i>	RAFINESQUE, 1810	Pentanchidae	Carcharhiniformes	373
<i>Galeus</i>	<i>mincaronei</i>	SOTO, 2001	Pentanchidae	Carcharhiniformes	13
<i>Galeus</i>	<i>murinus</i>	(COLLETT, 1904)	Pentanchidae	Carcharhiniformes	41
<i>Galeus</i>	<i>nipponensis</i>	NAKAYA, 1975	Pentanchidae	Carcharhiniformes	29
<i>Galeus</i>	<i>piperatus</i>	SPRINGER & WAGNER, 1966	Pentanchidae	Carcharhiniformes	27
<i>Galeus</i>	<i>polli</i>	CADENAT, 1959	Pentanchidae	Carcharhiniformes	44
<i>Galeus</i>	<i>priapus</i>	SÉRET & LAST, 2008	Pentanchidae	Carcharhiniformes	7
<i>Galeus</i>	<i>sauteri</i>	(JORDAN & RICHARDSON, 1909)	Pentanchidae	Carcharhiniformes	32
<i>Galeus</i>	<i>schultzi</i>	SPRINGER, 1979	Pentanchidae	Carcharhiniformes	14
<i>Galeus</i>	<i>springeri</i>	KONSTANTINOU & COZZI, 1998	Pentanchidae	Carcharhiniformes	14
<i>Halaelurus</i>	<i>boesemani</i>	SPRINGER & D'AUBREY, 1972	Pentanchidae	Carcharhiniformes	26
<i>Halaelurus</i>	<i>buengeri</i>	(MÜLLER & HENLE, 1838)	Pentanchidae	Carcharhiniformes	57
<i>Halaelurus</i>	<i>lineatus</i>	BASS, D'AUBREY & KISTNASAMY, 1975	Pentanchidae	Carcharhiniformes	23
<i>Halaelurus</i>	<i>maculosus</i>	WHITE, LAST & STEVENS, 2007	Pentanchidae	Carcharhiniformes	5

<i>Halaelurus</i>	<i>natalensis</i>	(REGAN, 1904)	Pentanchidae	Carcharhiniformes	42
<i>Halaelurus</i>	<i>quagga</i>	(ALCOCK, 1899)	Pentanchidae	Carcharhiniformes	30
<i>Halaelurus</i>	<i>sellus</i>	WHITE, LAST & STEVENS, 2007	Pentanchidae	Carcharhiniformes	7
<i>Haploblepharus</i>	<i>edwardsii</i>	(SCHINZ, 1822)	Pentanchidae	Carcharhiniformes	70
<i>Haploblepharus</i>	<i>fuscus</i>	SMITH, 1950	Pentanchidae	Carcharhiniformes	34
<i>Haploblepharus</i>	<i>kistnasamyi</i>	HUMAN & COMPAGNO, 2006	Pentanchidae	Carcharhiniformes	9
<i>Haploblepharus</i>	<i>pictus</i>	(MÜLLER & HENLE, 1838)	Pentanchidae	Carcharhiniformes	35
<i>Holohalaelurus</i>	<i>favus</i>	HUMAN, 2006	Pentanchidae	Carcharhiniformes	10
<i>Holohalaelurus</i>	<i>grennian</i>	HUMAN, 2006	Pentanchidae	Carcharhiniformes	8
<i>Holohalaelurus</i>	<i>melanostigma</i>	(NORMAN, 1939)	Pentanchidae	Carcharhiniformes	9
<i>Holohalaelurus</i>	<i>punctatus</i>	(GILCHRIST, 1914)	Pentanchidae	Carcharhiniformes	38
<i>Holohalaelurus</i>	<i>regani</i>	(GILCHRIST, 1922)	Pentanchidae	Carcharhiniformes	50
<i>Parmaturus</i>	<i>albimarginatus</i>	SÉRET & LAST, 2007	Pentanchidae	Carcharhiniformes	4
<i>Parmaturus</i>	<i>albipenis</i>	SÉRET & LAST, 2007	Pentanchidae	Carcharhiniformes	5
<i>Parmaturus</i>	<i>angelae</i>	SOARES, DE CARVALHO, SCHWINGEL & GADIG, 2019	Pentanchidae	Carcharhiniformes	1
<i>Parmaturus</i>	<i>bigus</i>	SÉRET & LAST, 2007	Pentanchidae	Carcharhiniformes	8
<i>Parmaturus</i>	<i>campechiensis</i>	SPRINGER, 1979	Pentanchidae	Carcharhiniformes	18
<i>Parmaturus</i>	<i>lanatus</i>	SÉRET & LAST, 2007	Pentanchidae	Carcharhiniformes	7
<i>Parmaturus</i>	<i>macmillani</i>	HARDY, 1985	Pentanchidae	Carcharhiniformes	15
<i>Parmaturus</i>	<i>melanobranchus</i>	(CHAN, 1966)	Pentanchidae	Carcharhiniformes	21
<i>Parmaturus</i>	<i>nigripalatum</i>	FAHMI & EBERT, 2018	Pentanchidae	Carcharhiniformes	2
<i>Parmaturus</i>	<i>pilosus</i>	GARMAN, 1906	Pentanchidae	Carcharhiniformes	29
<i>Parmaturus</i>	<i>xaniurus</i>	(GILBERT, 1892)	Pentanchidae	Carcharhiniformes	66
<i>Pentanchus</i>	<i>profundicolus</i>	SMITH & RADCLIFFE, 1912	Pentanchidae	Carcharhiniformes	21
<i>Ctenacis</i>	<i>fehlmanni</i>	(SPRINGER, 1968)	Proscylliidae	Carcharhiniformes	25
<i>Eridacnis</i>	<i>barbouri</i>	(BIGELOW & SCHROEDER,	Proscylliidae	Carcharhiniformes	18

		1944)			
<i>Eridacnis</i>	<i>radcliffei</i>	SMITH, 1913	Proscylliidae	Carcharhiniformes	64
<i>Eridacnis</i>	<i>sinuans</i>	(SMITH, 1957)	Proscylliidae	Carcharhiniformes	22
<i>Proscyllium</i>	<i>habereri</i>	HILGENDORF, 1904	Proscylliidae	Carcharhiniformes	66
<i>Proscyllium</i>	<i>magnificum</i>	LAST & VONGPANICH, 2004	Proscylliidae	Carcharhiniformes	11
<i>Gollum</i>	<i>attenuatus</i>	(GARRICK, 1954)	Pseudotriakidae	Carcharhiniformes	38
<i>Gollum</i>	<i>suluensis</i>	LAST & GAUDIANO, 2011	Pseudotriakidae	Carcharhiniformes	4
<i>Planonasmus</i>	<i>indicus</i>	EBERT, AKHILESH & WEIGMANN, 2018	Pseudotriakidae	Carcharhiniformes	2
<i>Planonasmus</i>	<i>parini</i>	WEIGMANN, STEHMANN & THIEL, 2013	Pseudotriakidae	Carcharhiniformes	11
<i>Pseudotriakis</i>	<i>microdon</i>	DE BRITO CAPELLO, 1868	Pseudotriakidae	Carcharhiniformes	144
<i>Akheilos</i>	<i>suwartanai</i>	WHITE, FAHMI & WEIGMANN, 2019	Scyliorhinidae	Carcharhiniformes	1
<i>Atelomycterus</i>	<i>baliensis</i>	WHITE, LAST & DHARMADI, 2005	Scyliorhinidae	Carcharhiniformes	10
<i>Atelomycterus</i>	<i>erdmanni</i>	FAHMI & WHITE, 2015	Scyliorhinidae	Carcharhiniformes	3
<i>Atelomycterus</i>	<i>fasciatus</i>	COMPAGNO & STEVENS, 1993	Scyliorhinidae	Carcharhiniformes	18
<i>Atelomycterus</i>	<i>macleayi</i>	WHITLEY, 1939	Scyliorhinidae	Carcharhiniformes	23
<i>Atelomycterus</i>	<i>marmoratus</i>	(BENNETT, 1830)	Scyliorhinidae	Carcharhiniformes	121
<i>Atelomycterus</i>	<i>marnkalha</i>	JACOBSEN & BENNETT, 2007	Scyliorhinidae	Carcharhiniformes	14
<i>Aulohalaelurus</i>	<i>kanakorum</i>	SÉRET, 1990	Scyliorhinidae	Carcharhiniformes	12
<i>Aulohalaelurus</i>	<i>labiosus</i>	(WAITE, 1905)	Scyliorhinidae	Carcharhiniformes	30
<i>Cephaloscyllium</i>	<i>albipinnum</i>	LAST, MOTOMURA & WHITE, 2008	Scyliorhinidae	Carcharhiniformes	11
<i>Cephaloscyllium</i>	<i>cooki</i>	LAST, SÉRET & WHITE, 2008	Scyliorhinidae	Carcharhiniformes	7
<i>Cephaloscyllium</i>	<i>fasciatum</i>	CHAN, 1966	Scyliorhinidae	Carcharhiniformes	33
<i>Cephaloscyllium</i>	<i>formosanum</i>	TENG, 1962	Scyliorhinidae	Carcharhiniformes	5
<i>Cephaloscyllium</i>	<i>hiscosellum</i>	WHITE & EBERT, 2008	Scyliorhinidae	Carcharhiniformes	11
<i>Cephaloscyllium</i>	<i>isabellum</i>	(BONNATERRE, 1788)	Scyliorhinidae	Carcharhiniformes	63

<i>Cephaloscyllium</i>	<i>laticeps</i>	(DUMÉRIL, 1853)	Scyliorhinidae	Carcharhiniformes	64
<i>Cephaloscyllium</i>	<i>pictum</i>	LAST, SÉRET & WHITE, 2008	Scyliorhinidae	Carcharhiniformes	6
<i>Cephaloscyllium</i>	<i>sarawakensis</i>	YANO, AHMED, GAMBANG, HAMAD IDRIS, SOLAHUDDIN & AZNAN, 2005	Scyliorhinidae	Carcharhiniformes	15
<i>Cephaloscyllium</i>	<i>signourum</i>	LAST, SÉRET & WHITE, 2008	Scyliorhinidae	Carcharhiniformes	6
<i>Cephaloscyllium</i>	<i>silasi</i>	(TALWAR, 1974)	Scyliorhinidae	Carcharhiniformes	28
<i>Cephaloscyllium</i>	<i>speccum</i>	LAST, SÉRET & WHITE, 2008	Scyliorhinidae	Carcharhiniformes	11
<i>Cephaloscyllium</i>	<i>stevensi</i>	CLARK & RANDALL, 2011	Scyliorhinidae	Carcharhiniformes	6
<i>Cephaloscyllium</i>	<i>sufflans</i>	(REGAN, 1921)	Scyliorhinidae	Carcharhiniformes	38
<i>Cephaloscyllium</i>	<i>umbratile</i>	JORDAN & FOWLER, 1903	Scyliorhinidae	Carcharhiniformes	65
<i>Cephaloscyllium</i>	<i>variegatum</i>	LAST & WHITE, 2008	Scyliorhinidae	Carcharhiniformes	16
<i>Cephaloscyllium</i>	<i>ventriosum</i>	(GARMAN, 1880)	Scyliorhinidae	Carcharhiniformes	103
<i>Cephaloscyllium</i>	<i>zebrum</i>	LAST & WHITE, 2008	Scyliorhinidae	Carcharhiniformes	7
<i>Poroderma</i>	<i>africanum</i>	(GMELIN, 1789)	Scyliorhinidae	Carcharhiniformes	80
<i>Poroderma</i>	<i>pantherinum</i>	(MÜLLER & HENLE, 1838)	Scyliorhinidae	Carcharhiniformes	80
<i>Schroederichthys</i>	<i>bivius</i>	(MÜLLER & HENLE, 1838)	Scyliorhinidae	Carcharhiniformes	72
<i>Schroederichthys</i>	<i>chilensis</i>	(GUICHENOT, 1848)	Scyliorhinidae	Carcharhiniformes	54
<i>Schroederichthys</i>	<i>maculatus</i>	SPRINGER, 1966	Scyliorhinidae	Carcharhiniformes	29
<i>Schroederichthys</i>	<i>saurisqualus</i>	SOTO, 2001	Scyliorhinidae	Carcharhiniformes	14
<i>Schroederichthys</i>	<i>tenuis</i>	SPRINGER, 1966	Scyliorhinidae	Carcharhiniformes	23
<i>Scyliorhinus</i>	<i>boa</i>	GOODE & BEAN, 1896	Scyliorhinidae	Carcharhiniformes	40
<i>Scyliorhinus</i>	<i>cabofriensis</i>	SOARES, GOMES & DE CARVALHO, 2016	Scyliorhinidae	Carcharhiniformes	6
<i>Scyliorhinus</i>	<i>canicula</i>	(LINNAEUS, 1758)	Scyliorhinidae	Carcharhiniformes	1212
<i>Scyliorhinus</i>	<i>capensis</i>	(MÜLLER & HENLE, 1838)	Scyliorhinidae	Carcharhiniformes	66
<i>Scyliorhinus</i>	<i>cervigoni</i>	MAURIN & BONNET, 1970	Scyliorhinidae	Carcharhiniformes	21
<i>Scyliorhinus</i>	<i>comoroensis</i>	COMPAGNO, 1988	Scyliorhinidae	Carcharhiniformes	10

<i>Scyliorhinus</i>	<i>duhamelii</i>	(GARMAN, 1913)	Scyliorhinidae	Carcharhiniformes	3
<i>Scyliorhinus</i>	<i>garmani</i>	(FOWLER, 1934)	Scyliorhinidae	Carcharhiniformes	16
<i>Scyliorhinus</i>	<i>haeckelii</i>	(MIRANDA RIBEIRO, 1907)	Scyliorhinidae	Carcharhiniformes	61
<i>Scyliorhinus</i>	<i>hesperius</i>	SPRINGER, 1966	Scyliorhinidae	Carcharhiniformes	36
<i>Scyliorhinus</i>	<i>meadi</i>	SPRINGER, 1966	Scyliorhinidae	Carcharhiniformes	26
<i>Scyliorhinus</i>	<i>retifer</i>	(GARMAN, 1881)	Scyliorhinidae	Carcharhiniformes	91
<i>Scyliorhinus</i>	<i>stellaris</i>	(LINNAEUS, 1758)	Scyliorhinidae	Carcharhiniformes	346
<i>Scyliorhinus</i>	<i>torazame</i>	(TANAKA, 1908)	Scyliorhinidae	Carcharhiniformes	103
<i>Scyliorhinus</i>	<i>torrei</i>	HOWELL RIVERO, 1936	Scyliorhinidae	Carcharhiniformes	23
<i>Scyliorhinus</i>	<i>ugoi</i>	SOARES, GADIG & GOMES, 2015	Scyliorhinidae	Carcharhiniformes	6
<i>Eusphyra</i>	<i>blochii</i>	(CUVIER, 1816)	Sphyrnidae	Carcharhiniformes	163
<i>Sphyrna</i>	<i>corona</i>	SPRINGER, 1940	Sphyrnidae	Carcharhiniformes	50
<i>Sphyrna</i>	<i>gilberti</i>	QUATTRO, DRIGGERS, GRADY, ULRICH & ROBERTS, 2013	Sphyrnidae	Carcharhiniformes	5
<i>Sphyrna</i>	<i>lewini</i>	(GRIFFITH & SMITH, 1834)	Sphyrnidae	Carcharhiniformes	956
<i>Sphyrna</i>	<i>media</i>	SPRINGER, 1940	Sphyrnidae	Carcharhiniformes	79
<i>Sphyrna</i>	<i>mokarran</i>	(RÜPPELL, 1837)	Sphyrnidae	Carcharhiniformes	486
<i>Sphyrna</i>	<i>tiburo</i>	(LINNAEUS, 1758)	Sphyrnidae	Carcharhiniformes	460
<i>Sphyrna</i>	<i>tudes</i>	(VALENCIENNES, 1822)	Sphyrnidae	Carcharhiniformes	163
<i>Sphyrna</i>	<i>zygaena</i>	(LINNAEUS, 1758)	Sphyrnidae	Carcharhiniformes	772
<i>Furgaleus</i>	<i>macki</i>	(WHITLEY, 1943)	Triakidae	Carcharhiniformes	54
<i>Galeorhinus</i>	<i>galeus</i>	(LINNAEUS, 1758)	Triakidae	Carcharhiniformes	711
<i>Gogolia</i>	<i>filewoodi</i>	COMPAGNO, 1973	Triakidae	Carcharhiniformes	16
<i>Hemitriakis</i>	<i>abdita</i>	COMPAGNO & STEVENS, 1993	Triakidae	Carcharhiniformes	15
<i>Hemitriakis</i>	<i>complicofasciata</i>	TAKAHASHI & NAKAYA, 2004	Triakidae	Carcharhiniformes	10
<i>Hemitriakis</i>	<i>falcata</i>	COMPAGNO & STEVENS, 1993	Triakidae	Carcharhiniformes	21
<i>Hemitriakis</i>	<i>indroyonoi</i>	WHITE, COMPAGNO &	Triakidae	Carcharhiniformes	6

		DHARMADI, 2009			
<i>Hemitriakis</i>	<i>japanica</i>	(MÜLLER & HENLE, 1839)	Triakidae	Carcharhiniformes	70
<i>Hemitriakis</i>	<i>leucoperiptera</i>	HERRE, 1923	Triakidae	Carcharhiniformes	18
<i>Hypogaleus</i>	<i>hyugaensis</i>	(MIYOSI, 1939)	Triakidae	Carcharhiniformes	50
<i>Iago</i>	<i>garricki</i>	FOURMANOIR, 1979	Triakidae	Carcharhiniformes	30
<i>Iago</i>	<i>omanensis</i>	(NORMAN, 1939)	Triakidae	Carcharhiniformes	86
<i>Mustelus</i>	<i>albipinnis</i>	CASTRO-AGUIRRE, ATUNAMENDIOLA, GONZÁZ-ACOSTA & DE LA CRUZ-AGÜERO, 2005	Triakidae	Carcharhiniformes	20
<i>Mustelus</i>	<i>antarcticus</i>	GÜNTHER, 1870	Triakidae	Carcharhiniformes	166
<i>Mustelus</i>	<i>asterias</i>	CLOQUET, 1819	Triakidae	Carcharhiniformes	179
<i>Mustelus</i>	<i>californicus</i>	GILL, 1864	Triakidae	Carcharhiniformes	104
<i>Mustelus</i>	<i>canis</i>	(MITCHILL, 1815)	Triakidae	Carcharhiniformes	412
<i>Mustelus</i>	<i>dorsalis</i>	GILL, 1864	Triakidae	Carcharhiniformes	52
<i>Mustelus</i>	<i>fasciatus</i>	(GARMAN, 1913)	Triakidae	Carcharhiniformes	35
<i>Mustelus</i>	<i>griseus</i>	PIETSCHMANN, 1908	Triakidae	Carcharhiniformes	70
<i>Mustelus</i>	<i>henlei</i>	(GILL, 1863)	Triakidae	Carcharhiniformes	145
<i>Mustelus</i>	<i>higmani</i>	SPRINGER & LOWE, 1963	Triakidae	Carcharhiniformes	54
<i>Mustelus</i>	<i>lenticulatus</i>	PHILLIPPS, 1932	Triakidae	Carcharhiniformes	65
<i>Mustelus</i>	<i>lunulatus</i>	JORDAN & GILBERT, 1882	Triakidae	Carcharhiniformes	103
<i>Mustelus</i>	<i>manazo</i>	BLEEKER, 1854	Triakidae	Carcharhiniformes	177
<i>Mustelus</i>	<i>mangalorensis</i>	CUBELIO, REMYA & KURUP, 2011	Triakidae	Carcharhiniformes	6
<i>Mustelus</i>	<i>mento</i>	COPE, 1877	Triakidae	Carcharhiniformes	46
<i>Mustelus</i>	<i>minicanis</i>	HEEMSTRA, 1997	Triakidae	Carcharhiniformes	16
<i>Mustelus</i>	<i>mosis</i>	HEMPRICH & EHRENBERG, 1899	Triakidae	Carcharhiniformes	82
<i>Mustelus</i>	<i>mustelus</i>	(LINNAEUS, 1758)	Triakidae	Carcharhiniformes	470
<i>Mustelus</i>	<i>norrisi</i>	SPRINGER, 1939	Triakidae	Carcharhiniformes	73

<i>Mustelus</i>	<i>palumbes</i>	SMITH, 1957	Triakidae	Carcharhiniformes	34
<i>Mustelus</i>	<i>punctulatus</i>	RISSO, 1827	Triakidae	Carcharhiniformes	92
<i>Mustelus</i>	<i>ravidus</i>	WHITE & LAST, 2006	Triakidae	Carcharhiniformes	11
<i>Mustelus</i>	<i>schmitti</i>	SPRINGER, 1939	Triakidae	Carcharhiniformes	129
<i>Mustelus</i>	<i>sinusmexicanus</i>	HEEMSTRA, 1997	Triakidae	Carcharhiniformes	20
<i>Mustelus</i>	<i>stevensi</i>	WHITE & LAST, 2008	Triakidae	Carcharhiniformes	15
<i>Mustelus</i>	<i>walkeri</i>	WHITE & LAST, 2008	Triakidae	Carcharhiniformes	11
<i>Mustelus</i>	<i>whitneyi</i>	CHIRICHIGNO, 1973	Triakidae	Carcharhiniformes	23
<i>Mustelus</i>	<i>widodoi</i>	WHITE & LAST, 2006	Triakidae	Carcharhiniformes	11
<i>Scylliogaleus</i>	<i>queckettii</i>	BOULENGER, 1902	Triakidae	Carcharhiniformes	36
<i>Triakis</i>	<i>acutipinna</i>	KATO, 1968	Triakidae	Carcharhiniformes	16
<i>Triakis</i>	<i>maculata</i>	KNER & STEINDACHNER, 1867	Triakidae	Carcharhiniformes	35
<i>Triakis</i>	<i>megalopterus</i>	(SMITH, 1839)	Triakidae	Carcharhiniformes	53
<i>Triakis</i>	<i>scyllium</i>	MÜLLER & HENLE, 1839	Triakidae	Carcharhiniformes	141
<i>Triakis</i>	<i>semifasciata</i>	GIRARD, 1855	Triakidae	Carcharhiniformes	253
<i>Echinorhinus</i>	<i>brucus</i>	(BONNATERRE, 1788)	Echinorhinidae	Echinorhiniformes	263
<i>Echinorhinus</i>	<i>cookei</i>	PIETSCHMANN, 1928	Echinorhinidae	Echinorhiniformes	113
<i>Heterodontus</i>	<i>francisci</i>	(GIRARD, 1855)	Heterodontidae	Heterodontiformes	192
<i>Heterodontus</i>	<i>galeatus</i>	(GÜNTHER, 1870)	Heterodontidae	Heterodontiformes	45
<i>Heterodontus</i>	<i>japonicus</i>	MACLAY & MACLEAY, 1884	Heterodontidae	Heterodontiformes	78
<i>Heterodontus</i>	<i>mexicanus</i>	TAYLOR & CASTRO- AGUIRRE, 1972	Heterodontidae	Heterodontiformes	47
<i>Heterodontus</i>	<i>omanensis</i>	BALDWIN, 2005	Heterodontidae	Heterodontiformes	10
<i>Heterodontus</i>	<i>portusjacksoni</i>	(MEYER, 1793)	Heterodontidae	Heterodontiformes	243
<i>Heterodontus</i>	<i>quoyi</i>	(FRÉMINVILLE, 1840)	Heterodontidae	Heterodontiformes	41
<i>Heterodontus</i>	<i>ramalheira</i>	(SMITH, 1949)	Heterodontidae	Heterodontiformes	28
<i>Heterodontus</i>	<i>zebra</i>	(GRAY, 1831)	Heterodontidae	Heterodontiformes	68

<i>Chlamydoselachus</i>	<i>africana</i>	EBERT & COMPAGNO, 2009	Chlamydoselachidae	Hexanchiformes	12
<i>Chlamydoselachus</i>	<i>anguineus</i>	GARMAN, 1884	Chlamydoselachidae	Hexanchiformes	217
<i>Heptranchias</i>	<i>perlo</i>	(BONNATERRE, 1788)	Hexanchidae	Hexanchiformes	385
<i>Hexanchus</i>	<i>griseus</i>	(BONNATERRE, 1788)	Hexanchidae	Hexanchiformes	660
<i>Hexanchus</i>	<i>nakamura</i>	TENG, 1962	Hexanchidae	Hexanchiformes	114
<i>Hexanchus</i>	<i>vitulus</i>	SPRINGER & WALLER, 1969	Hexanchidae	Hexanchiformes	43
<i>Notorynchus</i>	<i>cepedianus</i>	(PÉRON, 1807)	Hexanchidae	Hexanchiformes	358
<i>Alopias</i>	<i>pelagicus</i>	NAKAMURA, 1935	Alopiidae	Lamniformes	305
<i>Alopias</i>	<i>superciliosus</i>	(LOWE, 1841)	Alopiidae	Lamniformes	486
<i>Alopias</i>	<i>vulpinus</i>	(BONNATERRE, 1788)	Alopiidae	Lamniformes	695
<i>Carcharias</i>	<i>taurus</i>	RAFINESQUE, 1810	Carchariidae	Lamniformes	684
<i>Cetorhinus</i>	<i>maximus</i>	(GUNNERUS, 1765)	Cetorhinidae	Lamniformes	660
<i>Carcharodon</i>	<i>carcharias</i>	(LINNAEUS, 1758)	Lamnidae	Lamniformes	1334
<i>Isurus</i>	<i>oxyrinchus</i>	RAFINESQUE, 1810	Lamnidae	Lamniformes	1214
<i>Isurus</i>	<i>paucus</i>	GUITART MANDAY, 1966	Lamnidae	Lamniformes	234
<i>Lamna</i>	<i>ditropis</i>	HUBBS & FOLLETT, 1947	Lamnidae	Lamniformes	179
<i>Lamna</i>	<i>nasus</i>	(BONNATERRE, 1788)	Lamnidae	Lamniformes	527
<i>Megachasma</i>	<i>pelagios</i>	TAYLOR, COMPAGNO & STRUHSAKER, 1983	Megachasmidae	Lamniformes	145
<i>Mitsukurina</i>	<i>owstoni</i>	JORDAN, 1898	Mitsukurinidae	Lamniformes	151
<i>Odontaspis</i>	<i>ferox</i>	(RISSO, 1810)	Odontaspidae	Lamniformes	241
<i>Odontaspis</i>	<i>noronhai</i>	(MAUL, 1955)	Odontaspidae	Lamniformes	70
<i>Pseudocarcharias</i>	<i>kamoharai</i>	(MATSUBARA, 1936)	Pseudocarchariidae	Lamniformes	219
<i>Brachaelurus</i>	<i>colcloughi</i>	OGILBY, 1908	Brachaeluridae	Orectolobiformes	30
<i>Brachaelurus</i>	<i>waddi</i>	(BLOCH & SCHNEIDER, 1801)	Brachaeluridae	Orectolobiformes	48
<i>Ginglymostoma</i>	<i>cirratum</i>	(BONNATERRE, 1788)	Ginglymostomatidae	Orectolobiformes	558
<i>Ginglymostoma</i>	<i>unami</i>	DEL MORAL-FLORES,	Ginglymostomatidae	Orectolobiformes	11

		RAMÍREZ-ANTONIO, ANGULO & PÉREZ-PONCE DE LEÓN, 2015			
<i>Nebrius</i>	<i>ferrugineus</i>	(LESSON, 1831)	Ginglymostomatidae	Orectolobiformes	255
<i>Pseudoginglymostoma</i>	<i>brevicaudatum</i>	(GÜNTHER, 1867)	Ginglymostomatidae	Orectolobiformes	31
<i>Chiloscyllium</i>	<i>arabicum</i>	GUBANOV, 1980	Hemiscylliidae	Orectolobiformes	46
<i>Chiloscyllium</i>	<i>burmensis</i>	DINGERKUS & DE FINO, 1983	Hemiscylliidae	Orectolobiformes	12
<i>Chiloscyllium</i>	<i>caeruleopunctatum</i>	PELLEGRIN, 1914	Hemiscylliidae	Orectolobiformes	10
<i>Chiloscyllium</i>	<i>griseum</i>	MÜLLER & HENLE, 1838	Hemiscylliidae	Orectolobiformes	123
<i>Chiloscyllium</i>	<i>hasseltii</i>	BLEEKER, 1852	Hemiscylliidae	Orectolobiformes	37
<i>Chiloscyllium</i>	<i>indicum</i>	(GMELIN, 1789)	Hemiscylliidae	Orectolobiformes	127
<i>Chiloscyllium</i>	<i>plagiosum</i>	(BENNETT, 1830)	Hemiscylliidae	Orectolobiformes	193
<i>Chiloscyllium</i>	<i>punctatum</i>	MÜLLER & HENLE, 1838	Hemiscylliidae	Orectolobiformes	226
<i>Hemiscyllium</i>	<i>freycineti</i>	(QUOY & GAIMARD, 1824)	Hemiscylliidae	Orectolobiformes	32
<i>Hemiscyllium</i>	<i>galei</i>	ALLEN & ERDMANN, 2008	Hemiscylliidae	Orectolobiformes	7
<i>Hemiscyllium</i>	<i>hallstromi</i>	WHITLEY, 1967	Hemiscylliidae	Orectolobiformes	21
<i>Hemiscyllium</i>	<i>halmahera</i>	ALLEN, ERDMANN & DUDGEON, 2013	Hemiscylliidae	Orectolobiformes	5
<i>Hemiscyllium</i>	<i>henryi</i>	ALLEN & ERDMANN, 2008	Hemiscylliidae	Orectolobiformes	7
<i>Hemiscyllium</i>	<i>michaeli</i>	ALLEN & DUDGEON, 2010	Hemiscylliidae	Orectolobiformes	9
<i>Hemiscyllium</i>	<i>ocellatum</i>	(BONNATERRE, 1788)	Hemiscylliidae	Orectolobiformes	137
<i>Hemiscyllium</i>	<i>strahani</i>	WHITLEY, 1967	Hemiscylliidae	Orectolobiformes	22
<i>Hemiscyllium</i>	<i>trispeculare</i>	RICHARDSON, 1843	Hemiscylliidae	Orectolobiformes	41
<i>Eucrossorhinus</i>	<i>dasyopogon</i>	(BLEEKER, 1867)	Orectolobidae	Orectolobiformes	49
<i>Orectolobus</i>	<i>floridus</i>	LAST & CHIDLOW, 2008	Orectolobidae	Orectolobiformes	12
<i>Orectolobus</i>	<i>halei</i>	WHITLEY, 1940	Orectolobidae	Orectolobiformes	29
<i>Orectolobus</i>	<i>hutchinsi</i>	LAST, CHIDLOW & COMPAGNO, 2006	Orectolobidae	Orectolobiformes	24
<i>Orectolobus</i>	<i>japonicus</i>	REGAN, 1906	Orectolobidae	Orectolobiformes	59

<i>Orectolobus</i>	<i>leptolineatus</i>	LAST, WHITE & POGONOSKI, 2010	Orectolobidae	Orectolobiformes	14
<i>Orectolobus</i>	<i>maculatus</i>	(BONNATERRE, 1788)	Orectolobidae	Orectolobiformes	140
<i>Orectolobus</i>	<i>ornatus</i>	(DE VIS, 1883)	Orectolobidae	Orectolobiformes	99
<i>Orectolobus</i>	<i>parvimaculatus</i>	LAST & CHIDLOW, 2008	Orectolobidae	Orectolobiformes	16
<i>Orectolobus</i>	<i>reticulatus</i>	LAST, POGONOSKI & WHITE, 2008	Orectolobidae	Orectolobiformes	9
<i>Orectolobus</i>	<i>wardi</i>	WHITLEY, 1939	Orectolobidae	Orectolobiformes	24
<i>Sutorectus</i>	<i>tentaculatus</i>	(PETERS, 1864)	Orectolobidae	Orectolobiformes	38
<i>Cirrhoscyllium</i>	<i>expolitum</i>	SMITH & RADCLIFFE, 1913	Parascylliidae	Orectolobiformes	21
<i>Cirrhoscyllium</i>	<i>formosanum</i>	TENG, 1959	Parascylliidae	Orectolobiformes	19
<i>Cirrhoscyllium</i>	<i>japonicum</i>	KAMOHARA, 1943	Parascylliidae	Orectolobiformes	18
<i>Parascyllium</i>	<i>collare</i>	RAMSAY & OGILBY, 1888	Parascylliidae	Orectolobiformes	26
<i>Parascyllium</i>	<i>elongatum</i>	LAST & STEVENS, 2008	Parascylliidae	Orectolobiformes	6
<i>Parascyllium</i>	<i>ferrugineum</i>	MCCULLOCH, 1911	Parascylliidae	Orectolobiformes	33
<i>Parascyllium</i>	<i>sparsimaculatum</i>	GOTO & LAST, 2002	Parascylliidae	Orectolobiformes	10
<i>Parascyllium</i>	<i>variolatum</i>	(DUMÉRIL, 1853)	Parascylliidae	Orectolobiformes	33
<i>Rhincodon</i>	<i>typus</i>	SMITH, 1828	Rhincodontidae	Orectolobiformes	790
<i>Stegostoma</i>	<i>fasciatum</i>	(HERMANN, 1783)	Stegostomatidae	Orectolobiformes	364
<i>Pliotrema</i>	<i>warreni</i>	REGAN, 1906	Pristiophoridae	Pristiophoriformes	53
<i>Pristiophorus</i>	<i>cirratus</i>	(LATHAM, 1794)	Pristiophoridae	Pristiophoriformes	83
<i>Pristiophorus</i>	<i>delicatus</i>	YEARSLEY, LAST & WHITE, 2008	Pristiophoridae	Pristiophoriformes	11
<i>Pristiophorus</i>	<i>japonicus</i>	GÜNTHER, 1870	Pristiophoridae	Pristiophoriformes	70
<i>Pristiophorus</i>	<i>lanae</i>	EBERT & WILMS, 2013	Pristiophoridae	Pristiophoriformes	6
<i>Pristiophorus</i>	<i>nancyae</i>	EBERT & CAILLIET, 2011	Pristiophoridae	Pristiophoriformes	14
<i>Pristiophorus</i>	<i>nudipinnis</i>	GÜNTHER, 1870	Pristiophoridae	Pristiophoriformes	58
<i>Pristiophorus</i>	<i>schroederi</i>	SPRINGER & BULLIS, 1960	Pristiophoridae	Pristiophoriformes	23
<i>Centrophorus</i>	<i>atromarginatus</i>	GARMAN, 1913	Centrophoridae	Squaliformes	49

<i>Centrophorus</i>	<i>granulosus</i>	(BLOCH & SCHNEIDER, 1801)	Centrophoridae	Squaliformes	505
<i>Centrophorus</i>	<i>harrissoni</i>	MCCULLOCH, 1915	Centrophoridae	Squaliformes	35
<i>Centrophorus</i>	<i>isodon</i>	(CHU, MENG & LIU, 1981)	Centrophoridae	Squaliformes	23
<i>Centrophorus</i>	<i>lesliei</i>	WHITE, EBERT & NAYLOR, 2017	Centrophoridae	Squaliformes	5
<i>Centrophorus</i>	<i>longipinnis</i>	WHITE, EBERT & NAYLOR, 2017	Centrophoridae	Squaliformes	5
<i>Centrophorus</i>	<i>moluccensis</i>	BLEEKER, 1860	Centrophoridae	Squaliformes	108
<i>Centrophorus</i>	<i>seychellorum</i>	BARANES, 2003	Centrophoridae	Squaliformes	7
<i>Centrophorus</i>	<i>squamosus</i>	(BONNATERRE, 1788)	Centrophoridae	Squaliformes	305
<i>Centrophorus</i>	<i>tessellatus</i>	GARMAN, 1906	Centrophoridae	Squaliformes	33
<i>Centrophorus</i>	<i>uyato</i>	(RAFINESQUE, 1810)	Centrophoridae	Squaliformes	125
<i>Centrophorus</i>	<i>westraliensis</i>	WHITE, EBERT & COMPAGNO, 2008	Centrophoridae	Squaliformes	8
<i>Centrophorus</i>	<i>zeehaani</i>	WHITE, EBERT & COMPAGNO, 2008	Centrophoridae	Squaliformes	29
<i>Deania</i>	<i>calcea</i>	(LOWE, 1839)	Centrophoridae	Squaliformes	280
<i>Deania</i>	<i>hystricosa</i>	(GARMAN, 1906)	Centrophoridae	Squaliformes	52
<i>Deania</i>	<i>profundorum</i>	(SMITH & RADCLIFFE, 1912)	Centrophoridae	Squaliformes	118
<i>Deania</i>	<i>quadrspinosa</i>	(MCCULLOCH, 1915)	Centrophoridae	Squaliformes	48
<i>Dalatius</i>	<i>licha</i>	(BONNATERRE, 1788)	Dalatiidae	Squaliformes	441
<i>Euprotomicroides</i>	<i>zantedeschia</i>	HULLEY & PENRITH, 1966	Dalatiidae	Squaliformes	30
<i>Euprotomicrus</i>	<i>bispinatus</i>	(QUOY & GAIMARD, 1824)	Dalatiidae	Squaliformes	107
<i>Heteroscymnoides</i>	<i>marleyi</i>	FOWLER, 1934	Dalatiidae	Squaliformes	37
<i>Isistius</i>	<i>brasiliensis</i>	(QUOY & GAIMARD, 1824)	Dalatiidae	Squaliformes	244
<i>Isistius</i>	<i>plutodus</i>	GARRICK & SPRINGER, 1964	Dalatiidae	Squaliformes	58
<i>Mollisquama</i>	<i>mississippiensis</i>	GRACE, DOOSEY, DENTON, NAYLOR, BART & MAISEY, 2019	Dalatiidae	Squaliformes	1
<i>Mollisquama</i>	<i>parini</i>	DOLGANOV, 1984	Dalatiidae	Squaliformes	21
<i>Squaliolus</i>	<i>aliae</i>	TENG, 1959	Dalatiidae	Squaliformes	43
<i>Squaliolus</i>	<i>laticaudus</i>	SMITH & RADCLIFFE, 1912	Dalatiidae	Squaliformes	96

<i>Aculeola</i>	<i>nigra</i>	DE BUEN, 1959	Etmopteridae	Squaliformes	42
<i>Centroscyllium</i>	<i>excelsum</i>	SHIRAI & NAKAYA, 1990	Etmopteridae	Squaliformes	12
<i>Centroscyllium</i>	<i>fabricii</i>	(REINHARDT, 1825)	Etmopteridae	Squaliformes	159
<i>Centroscyllium</i>	<i>granulatum</i>	GÜNTHER, 1887	Etmopteridae	Squaliformes	28
<i>Centroscyllium</i>	<i>kamoharai</i>	ABE, 1966	Etmopteridae	Squaliformes	35
<i>Centroscyllium</i>	<i>nigrum</i>	GARMAN, 1899	Etmopteridae	Squaliformes	57
<i>Centroscyllium</i>	<i>ornatum</i>	(ALCOCK, 1889)	Etmopteridae	Squaliformes	26
<i>Centroscyllium</i>	<i>ritteri</i>	JORDAN & FOWLER, 1903	Etmopteridae	Squaliformes	43
<i>Etmopterus</i>	<i>alphus</i>	EBERT, STRAUBE, LESLIE & WEIGMANN, 2016	Etmopteridae	Squaliformes	5
<i>Etmopterus</i>	<i>benchleyi</i>	VÁSQUEZ, EBERT & LONG, 2015	Etmopteridae	Squaliformes	6
<i>Etmopterus</i>	<i>bigelowi</i>	SHIRAI & TACHIKAWA, 1993	Etmopteridae	Squaliformes	53
<i>Etmopterus</i>	<i>brachyurus</i>	SMITH & RADCLIFFE, 1912	Etmopteridae	Squaliformes	54
<i>Etmopterus</i>	<i>bullisi</i>	BIGELOW & SCHROEDER, 1957	Etmopteridae	Squaliformes	33
<i>Etmopterus</i>	<i>burgessi</i>	SCHAAF-DA SILVA & EBERT, 2006	Etmopteridae	Squaliformes	9
<i>Etmopterus</i>	<i>carteri</i>	SPRINGER & BURGESS, 1985	Etmopteridae	Squaliformes	16
<i>Etmopterus</i>	<i>caudistigmus</i>	LAST, BURGESS & SÉRET, 2002	Etmopteridae	Squaliformes	9
<i>Etmopterus</i>	<i>compagnoi</i>	FRICKE & KOCH, 1990	Etmopteridae	Squaliformes	14
<i>Etmopterus</i>	<i>decacuspидatus</i>	CHAN, 1966	Etmopteridae	Squaliformes	14
<i>Etmopterus</i>	<i>dianthus</i>	LAST, BURGESS & SÉRET, 2002	Etmopteridae	Squaliformes	16
<i>Etmopterus</i>	<i>dislineatus</i>	LAST, BURGESS & SÉRET, 2002	Etmopteridae	Squaliformes	17
<i>Etmopterus</i>	<i>evansi</i>	LAST, BURGESS & SÉRET, 2002	Etmopteridae	Squaliformes	12
<i>Etmopterus</i>	<i>fuscus</i>	LAST, BURGESS & SÉRET, 2002	Etmopteridae	Squaliformes	15
<i>Etmopterus</i>	<i>gracilispinis</i>	KREFFT, 1968	Etmopteridae	Squaliformes	61
<i>Etmopterus</i>	<i>granulosus</i>	(GÜNTHER, 1880)	Etmopteridae	Squaliformes	162
<i>Etmopterus</i>	<i>hillianus</i>	(POEY, 1861)	Etmopteridae	Squaliformes	50
<i>Etmopterus</i>	<i>joungi</i>	KNUCKEY, EBERT & BURGESS, 2011	Etmopteridae	Squaliformes	7

<i>Etmopterus</i>	<i>lailae</i>	EBERT, PAPASTAMATIOU, KAJIURA & WETHERBEE, 2017	Etmopteridae	Squaliformes	3
<i>Etmopterus</i>	<i>litvinovi</i>	PARIN & KOTLYAR, 1990	Etmopteridae	Squaliformes	12
<i>Etmopterus</i>	<i>lucifer</i>	JORDAN & SNYDER, 1902	Etmopteridae	Squaliformes	152
<i>Etmopterus</i>	<i>marshae</i>	EBERT & VAN HEES, 2018	Etmopteridae	Squaliformes	2
<i>Etmopterus</i>	<i>molleri</i>	(WHITLEY, 1939)	Etmopteridae	Squaliformes	53
<i>Etmopterus</i>	<i>parini</i>	DOLGANOV & BALANOV, 2018	Etmopteridae	Squaliformes	1
<i>Etmopterus</i>	<i>perryi</i>	SPRINGER & BURGESS, 1985	Etmopteridae	Squaliformes	23
<i>Etmopterus</i>	<i>polli</i>	BIGELOW, SCHROEDER & SPRINGER, 1953	Etmopteridae	Squaliformes	27
<i>Etmopterus</i>	<i>princeps</i>	COLLETT, 1904	Etmopteridae	Squaliformes	109
<i>Etmopterus</i>	<i>pseudosqualiolus</i>	LAST, BURGESS & SÉRET, 2002	Etmopteridae	Squaliformes	12
<i>Etmopterus</i>	<i>pusillus</i>	(LOWE, 1839)	Etmopteridae	Squaliformes	188
<i>Etmopterus</i>	<i>pycnolepis</i>	KOTLYAR, 1990	Etmopteridae	Squaliformes	11
<i>Etmopterus</i>	<i>robinsi</i>	SCHOFIELD & BURGESS, 1997	Etmopteridae	Squaliformes	20
<i>Etmopterus</i>	<i>samadiae</i>	WHITE, EBERT, MANA & CORRIGAN, 2017	Etmopteridae	Squaliformes	5
<i>Etmopterus</i>	<i>schmidti</i>	DOLGANOV, 1986	Etmopteridae	Squaliformes	3
<i>Etmopterus</i>	<i>schultzi</i>	BIGELOW, SCHROEDER & SPRINGER, 1953	Etmopteridae	Squaliformes	40
<i>Etmopterus</i>	<i>sculptus</i>	EBERT, COMPAGNO & DE VRIES, 2011	Etmopteridae	Squaliformes	11
<i>Etmopterus</i>	<i>sentosus</i>	BASS, D'AUBREY & KISTNASAMY, 1976	Etmopteridae	Squaliformes	20
<i>Etmopterus</i>	<i>sheikoi</i>	(DOLGANOV, 1986)	Etmopteridae	Squaliformes	25
<i>Etmopterus</i>	<i>spinax</i>	(LINNAEUS, 1758)	Etmopteridae	Squaliformes	429
<i>Etmopterus</i>	<i>splendidus</i>	YANO, 1988	Etmopteridae	Squaliformes	25
<i>Etmopterus</i>	<i>tasmaniensis</i>	MYAGKOV & PAVLOV, 1986	Etmopteridae	Squaliformes	2
<i>Etmopterus</i>	<i>unicolor</i>	(ENGELHARDT, 1912)	Etmopteridae	Squaliformes	44
<i>Etmopterus</i>	<i>viator</i>	STRAUBE, 2011	Etmopteridae	Squaliformes	13

<i>Etmopterus</i>	<i>villosus</i>	GILBERT, 1905	Etmopteridae	Squaliformes	21
<i>Etmopterus</i>	<i>virens</i>	BIGELOW, SCHROEDER & SPRINGER, 1953	Etmopteridae	Squaliformes	43
<i>Trigonognathus</i>	<i>kabeyai</i>	MOCHIZUKI & OHE, 1990	Etmopteridae	Squaliformes	33
<i>Oxynotus</i>	<i>bruniensis</i>	(OGILBY, 1893)	Oxynotidae	Squaliformes	53
<i>Oxynotus</i>	<i>caribbaeus</i>	CERVIGÓN, 1961	Oxynotidae	Squaliformes	25
<i>Oxynotus</i>	<i>centrina</i>	(LINNAEUS, 1758)	Oxynotidae	Squaliformes	212
<i>Oxynotus</i>	<i>japonicus</i>	YANO & MUROFUSHI, 1985	Oxynotidae	Squaliformes	14
<i>Oxynotus</i>	<i>paradoxus</i>	FRADE, 1929	Oxynotidae	Squaliformes	52
<i>Centroscyrnus</i>	<i>coelolepis</i>	BARBOSA DU BOCAGE & DE BRITO CAPELLO, 1864	Somniosidae	Squaliformes	270
<i>Centroscyrnus</i>	<i>owstonii</i>	GARMAN, 1906	Somniosidae	Squaliformes	165
<i>Centroselachus</i>	<i>crepidater</i>	(BARBOSA DU BOCAGE & DE BRITO CAPELLO, 1864)	Somniosidae	Squaliformes	198
<i>Scymnodalatias</i>	<i>albicauda</i>	TANIUCHI & GARRICK, 1986	Somniosidae	Squaliformes	29
<i>Scymnodalatias</i>	<i>garricki</i>	KUKUEV & KONOVALENKO, 1988	Somniosidae	Squaliformes	23
<i>Scymnodalatias</i>	<i>oligodon</i>	KUKUEV & KONOVALENKO, 1988	Somniosidae	Squaliformes	13
<i>Scymnodalatias</i>	<i>sherwoodi</i>	(ARCHEY, 1921)	Somniosidae	Squaliformes	30
<i>Scymnodon</i>	<i>ichiharai</i>	YANO & TANAKA, 1984	Somniosidae	Squaliformes	24
<i>Scymnodon</i>	<i>macracanthus</i>	(REGAN, 1906)	Somniosidae	Squaliformes	33
<i>Scymnodon</i>	<i>plunketi</i>	(WAITE, 1910)	Somniosidae	Squaliformes	68
<i>Scymnodon</i>	<i>ringens</i>	BARBOSA DU BOCAGE & DE BRITO CAPELLO, 1864	Somniosidae	Squaliformes	88
<i>Somniosus</i>	<i>antarcticus</i>	WHITLEY, 1939	Somniosidae	Squaliformes	41
<i>Somniosus</i>	<i>longus</i>	(TANAKA, 1912)	Somniosidae	Squaliformes	23
<i>Somniosus</i>	<i>microcephalus</i>	(BLOCH & SCHNEIDER, 1801)	Somniosidae	Squaliformes	287
<i>Somniosus</i>	<i>pacificus</i>	BIGELOW & SCHROEDER, 1944	Somniosidae	Squaliformes	117

<i>Somniosus</i>	<i>rostratus</i>	(RISSO, 1827)	Somniosidae	Squaliformes	96
<i>Zameus</i>	<i>squamulosus</i>	(GÜNTHER, 1877)	Somniosidae	Squaliformes	189
<i>Cirrhigaleus</i>	<i>asper</i>	(MERRETT, 1973)	Squalidae	Squaliformes	57
<i>Cirrhigaleus</i>	<i>australis</i>	WHITE, LAST & STEVENS, 2007	Squalidae	Squaliformes	20
<i>Cirrhigaleus</i>	<i>barbifer</i>	TANAKA, 1912	Squalidae	Squaliformes	46
<i>Squalus</i>	<i>acanthias</i>	LINNAEUS, 1758	Squalidae	Squaliformes	1566
<i>Squalus</i>	<i>acutipinnis</i>	REGAN, 1908	Squalidae	Squaliformes	13
<i>Squalus</i>	<i>albicaudus</i>	VIANA, DE CARVALHO & GOMES, 2016	Squalidae	Squaliformes	6
<i>Squalus</i>	<i>albifrons</i>	LAST, WHITE & STEVENS, 2007	Squalidae	Squaliformes	17
<i>Squalus</i>	<i>altipinnis</i>	LAST, WHITE & STEVENS, 2007	Squalidae	Squaliformes	10
<i>Squalus</i>	<i>bahiensis</i>	VIANA, DE CARVALHO & GOMES, 2016	Squalidae	Squaliformes	6
<i>Squalus</i>	<i>bassi</i>	VIANA, DE CARVALHO & EBERT, 2017	Squalidae	Squaliformes	3
<i>Squalus</i>	<i>blainville</i>	(RISSO, 1827)	Squalidae	Squaliformes	232
<i>Squalus</i>	<i>boretzi</i>	DOLGANOV, 2019	Squalidae	Squaliformes	1
<i>Squalus</i>	<i>brevirostris</i>	TANAKA, 1917	Squalidae	Squaliformes	33
<i>Squalus</i>	<i>bucephalus</i>	LAST, SÉRET & POGONOSKI, 2007	Squalidae	Squaliformes	7
<i>Squalus</i>	<i>chloroculus</i>	LAST, WHITE & MOTOMURA, 2007	Squalidae	Squaliformes	18
<i>Squalus</i>	<i>clarkae</i>	PFLEGER, GRUBBS, COTTON & DALY-ENGEL, 2018	Squalidae	Squaliformes	4
<i>Squalus</i>	<i>crassispinus</i>	LAST, EDMUNDS & YEARSLEY, 2007	Squalidae	Squaliformes	16
<i>Squalus</i>	<i>cubensis</i>	HOWELL RIVERO, 1936	Squalidae	Squaliformes	105
<i>Squalus</i>	<i>edmundsi</i>	WHITE, LAST & STEVENS, 2007	Squalidae	Squaliformes	20
<i>Squalus</i>	<i>formosus</i>	WHITE & IGLÉSIAS, 2011	Squalidae	Squaliformes	9
<i>Squalus</i>	<i>grahami</i>	WHITE, LAST & STEVENS, 2007	Squalidae	Squaliformes	16
<i>Squalus</i>	<i>griffini</i>	PHILLIPPS, 1931	Squalidae	Squaliformes	24
<i>Squalus</i>	<i>hawaiiensis</i>	DALY-ENGEL, KOCH,	Squalidae	Squaliformes	2

		ANDERSON, COTTON & GRUBBS, 2018			
<i>Squalus</i>	<i>hemipinnis</i>	WHITE, LAST & YEARSLEY, 2007	Squalidae	Squaliformes	19
<i>Squalus</i>	<i>japonicus</i>	ISHIKAWA, 1908	Squalidae	Squaliformes	44
<i>Squalus</i>	<i>lalannei</i>	BARANES, 2003	Squalidae	Squaliformes	7
<i>Squalus</i>	<i>lobularis</i>	VIANA, DE CARVALHO & GOMES, 2016	Squalidae	Squaliformes	5
<i>Squalus</i>	<i>mahia</i>	VIANA, LISHER & DE CARVALHO, 2017	Squalidae	Squaliformes	4
<i>Squalus</i>	<i>margaretsmithae</i>	VIANA, LISHER & DE CARVALHO, 2017	Squalidae	Squaliformes	3
<i>Squalus</i>	<i>megalops</i>	(MACLEAY, 1881)	Squalidae	Squaliformes	209
<i>Squalus</i>	<i>melanurus</i>	FOURMANOIR, 1979	Squalidae	Squaliformes	36
<i>Squalus</i>	<i>mitsukurii</i>	JORDAN & SNYDER, 1903	Squalidae	Squaliformes	176
<i>Squalus</i>	<i>montalbani</i>	WHITLEY, 1931	Squalidae	Squaliformes	34
<i>Squalus</i>	<i>nasutus</i>	LAST, MARSHALL & WHITE, 2007	Squalidae	Squaliformes	17
<i>Squalus</i>	<i>notocaudatus</i>	LAST, WHITE & STEVENS, 2007	Squalidae	Squaliformes	9
<i>Squalus</i>	<i>probatovi</i>	MYAGKOV & KONDYURIN, 1986	Squalidae	Squaliformes	4
<i>Squalus</i>	<i>quasimodo</i>	VIANA, DE CARVALHO & GOMES, 2016	Squalidae	Squaliformes	7
<i>Squalus</i>	<i>raoulensis</i>	DUFFY & LAST, 2007	Squalidae	Squaliformes	11
<i>Squalus</i>	<i>suckleyi</i>	(GIRARD, 1855)	Squalidae	Squaliformes	108
<i>Squatina</i>	<i>aculeata</i>	CUVIER, 1829	Squatinae	Squatiniiformes	86
<i>Squatina</i>	<i>africana</i>	REGAN, 1908	Squatinae	Squatiniiformes	50
<i>Squatina</i>	<i>albipunctata</i>	LAST & WHITE, 2008	Squatinae	Squatiniiformes	17
<i>Squatina</i>	<i>argentina</i>	(MARINI, 1930)	Squatinae	Squatiniiformes	47
<i>Squatina</i>	<i>armata</i>	(PHILIPPI, 1887)	Squatinae	Squatiniiformes	29
<i>Squatina</i>	<i>australis</i>	REGAN, 1906	Squatinae	Squatiniiformes	52
<i>Squatina</i>	<i>caillieti</i>	WALSH, EBERT & COMPAGNO, 2011	Squatinae	Squatiniiformes	5
<i>Squatina</i>	<i>californica</i>	AYRES, 1859	Squatinae	Squatiniiformes	136

<i>Squatina</i>	<i>david</i>	ACERO, TAVERA, ANGUILA & HERNÁNDEZ, 2016	Squatinidae	Squatiniformes	7
<i>Squatina</i>	<i>dumeril</i>	LESUEUR, 1818	Squatinidae	Squatiniformes	103
<i>Squatina</i>	<i>formosa</i>	SHEN & TING, 1972	Squatinidae	Squatiniformes	26
<i>Squatina</i>	<i>guggenheim</i>	MARINI, 1936	Squatinidae	Squatiniformes	92
<i>Squatina</i>	<i>heteroptera</i>	CASTRO-AGUIRRE, ESPINOSA PÉREZ & HUIDOBRO CAMPOS, 2007	Squatinidae	Squatiniformes	7
<i>Squatina</i>	<i>japonica</i>	BLEEKER, 1858	Squatinidae	Squatiniformes	60
<i>Squatina</i>	<i>legnota</i>	LAST & WHITE, 2008	Squatinidae	Squatiniformes	10
<i>Squatina</i>	<i>mexicana</i>	CASTRO-AGUIRRE, ESPINOSA PÉREZ & HUIDOBRO CAMPOS, 2007	Squatinidae	Squatiniformes	7
<i>Squatina</i>	<i>nebulosa</i>	REGAN, 1906	Squatinidae	Squatiniformes	42
<i>Squatina</i>	<i>occulta</i>	VOOREN & DA SILVA, 1991	Squatinidae	Squatiniformes	35
<i>Squatina</i>	<i>oculata</i>	BONAPARTE, 1840	Squatinidae	Squatiniformes	84
<i>Squatina</i>	<i>pseudocellata</i>	LAST & WHITE, 2008	Squatinidae	Squatiniformes	11
<i>Squatina</i>	<i>squatina</i>	(LINNAEUS, 1758)	Squatinidae	Squatiniformes	336
<i>Squatina</i>	<i>tergocellata</i>	MCCULLOCH, 1914	Squatinidae	Squatiniformes	29
<i>Squatina</i>	<i>tergocellatoides</i>	CHEN, 1963	Squatinidae	Squatiniformes	24
<i>Squatina</i>	<i>varii</i>	VAZ & DE CARVALHO, 2018	Squatinidae	Squatiniformes	3

3.3.3.2 "Top 20" most studied shark species

Genus	Species	Author	Family	Order	No of records
<i>Squalus</i>	<i>acanthias</i>	LINNAEUS, 1758	Squalidae	Squaliformes	1566
<i>Prionace</i>	<i>glauca</i>	(LINNAEUS, 1758)	Carcharhinidae	Carcharhiniformes	1379
<i>Carcharodon</i>	<i>carcharias</i>	(LINNAEUS, 1758)	Lamnidae	Lamniformes	1334
<i>Isurus</i>	<i>oxyrinchus</i>	RAFINESQUE, 1810	Lamnidae	Lamniformes	1214
<i>Scyliorhinus</i>	<i>canicula</i>	(LINNAEUS, 1758)	Scyliorhinidae	Carcharhiniformes	1212
<i>Galeocerdo</i>	<i>cuvier</i>	(PÉRON & LESUEUR, 1822)	Carcharhinidae	Carcharhiniformes	1090
<i>Sphyrna</i>	<i>lewini</i>	(GRIFFITH & SMITH, 1834)	Sphyrnidae	Carcharhiniformes	956
<i>Carcharhinus</i>	<i>leucas</i>	(MÜLLER & HENLE, 1839)	Carcharhinidae	Carcharhiniformes	896
<i>Carcharhinus</i>	<i>limbatus</i>	(MÜLLER & HENLE, 1839)	Carcharhinidae	Carcharhiniformes	875
<i>Carcharhinus</i>	<i>plumbeus</i>	(NARDO, 1827)	Carcharhinidae	Carcharhiniformes	851
<i>Rhincodon</i>	<i>typus</i>	SMITH, 1828	Rhincodontidae	Orectolobiformes	790
<i>Sphyrna</i>	<i>zygaena</i>	(LINNAEUS, 1758)	Sphyrnidae	Carcharhiniformes	772
<i>Carcharhinus</i>	<i>falciformis</i>	(MÜLLER & HENLE, 1839)	Carcharhinidae	Carcharhiniformes	726
<i>Galeorhinus</i>	<i>galeus</i>	(LINNAEUS, 1758)	Triakidae	Carcharhiniformes	711
<i>Alopias</i>	<i>vulpinus</i>	(BONNATERRE, 1788)	Alopiidae	Lamniformes	695
<i>Carcharias</i>	<i>taurus</i>	RAFINESQUE, 1810	Carchariidae	Lamniformes	684
<i>Hexanchus</i>	<i>griseus</i>	(BONNATERRE, 1788)	Hexanchidae	Hexanchiformes	660
<i>Cetorhinus</i>	<i>maximus</i>	(GUNNERUS, 1765)	Cetorhinidae	Lamniformes	660
<i>Carcharhinus</i>	<i>obscurus</i>	(LESUEUR, 1818)	Carcharhinidae	Carcharhiniformes	645
<i>Negaprion</i>	<i>brevirostris</i>	(POEY, 1868)	Carcharhinidae	Carcharhiniformes	611

Order/Family	Number of Species	Number of Records
Carcharhiniformes	292	29330
Carcharhinidae	56	14886
Hemigaleidae	8	531
Leptochariidae	1	46
Pentanchidae	111	2941
Proscylliidae	6	206
Pseudotriakidae	5	199
Scyliorhinidae	50	3145
Sphyrnidae	9	3134
Triakidae	46	4242
Echinorhiniformes	2	376
Echinorhinidae	2	376
Heterodontiformes	9	752
Heterodontidae	9	752
Hexanchiformes	7	1789
Chlamydoselachidae	2	229
Hexanchidae	5	1560
Lamniformes	15	7144
Alopiidae	3	1486
Carchariidae	1	684
Cetorhinidae	1	660
Lamnidae	5	3488
Megachasmidae	1	145
Mitsukurinidae	1	151
Odontaspidae	2	311
Pseudocarchariidae	1	219
Orectolobiformes	45	3821
Brachaeluridae	2	78
Ginglymostomatidae	4	855
Hemiscylliidae	17	1055
Orectolobidae	12	513
Parascylliidae	8	166
Rhincodontidae	1	790
Stegostomatidae	1	364
Pristiophoriformes	8	318
Pristiophoridae	8	318
Squaliformes	141	10069
Centrophoridae	17	1735
Dalatiidae	10	1078
Etmopteridae	53	2282
Oxynotidae	5	356
Somniosidae	17	1694
Squalidae	39	2924
Squatiformes	24	1298
Squatinae	24	1298
Total:	543	54897

3.3.3.3 Complete list of taxonomically valid ray and skate species

Genus	Species	Author	Family	Order	No of records
<i>Hypnos</i>	<i>monopterygius</i>	(SHAW, 1795)	Hypnidae	Torpediniformes	54
<i>Benthobatis</i>	<i>kreffti</i>	RINCON, STEHMANN & VOOREN, 2001	Narcinidae	Torpediniformes	18
<i>Benthobatis</i>	<i>marcida</i>	BEAN & WEED, 1909	Narcinidae	Torpediniformes	27
<i>Benthobatis</i>	<i>moresbyi</i>	ALCOCK, 1898	Narcinidae	Torpediniformes	33
<i>Benthobatis</i>	<i>yangi</i>	CARVALHO, COMPAGNO & EBERT, 2003	Narcinidae	Torpediniformes	11
<i>Diplobatis</i>	<i>colombiensis</i>	FECHHELM & McEACHRAN, 1984	Narcinidae	Torpediniformes	18
<i>Diplobatis</i>	<i>guamachensis</i>	MARTÍN SALAZAR, 1957	Narcinidae	Torpediniformes	19
<i>Diplobatis</i>	<i>ommata</i>	(JORDAN & GILBERT, 1890)	Narcinidae	Torpediniformes	53
<i>Diplobatis</i>	<i>picta</i>	PALMER, 1950	Narcinidae	Torpediniformes	31
<i>Discopyge</i>	<i>castelloi</i>	MENNI, RINCON & GARCIA, 2008	Narcinidae	Torpediniformes	5
<i>Discopyge</i>	<i>tschudii</i>	HECKEL, 1846	Narcinidae	Torpediniformes	94
<i>Narcine</i>	<i>atzi</i>	CARVALHO & RANDALL, 2003	Narcinidae	Torpediniformes	8
<i>Narcine</i>	<i>baliensis</i>	DE CARVALHO & WHITE, 2016	Narcinidae	Torpediniformes	4
<i>Narcine</i>	<i>bancroftii</i>	(GRIFFITH & SMITH, 1834)	Narcinidae	Torpediniformes	43
<i>Narcine</i>	<i>brasiliensis</i>	(OLFERS, 1831)	Narcinidae	Torpediniformes	159
<i>Narcine</i>	<i>brevilabiata</i>	BESSEDNOV, 1966	Narcinidae	Torpediniformes	14
<i>Narcine</i>	<i>brunnea</i>	ANNANDALE, 1909	Narcinidae	Torpediniformes	23
<i>Narcine</i>	<i>entemedor</i>	JORDAN & STARKS, 1895	Narcinidae	Torpediniformes	76
<i>Narcine</i>	<i>insolita</i>	CARVALHO, SÉRET & COMPAGNO, 2002	Narcinidae	Torpediniformes	7
<i>Narcine</i>	<i>leoparda</i>	CARVALHO, 2001	Narcinidae	Torpediniformes	21
<i>Narcine</i>	<i>lingula</i>	RICHARDSON, 1846	Narcinidae	Torpediniformes	23
<i>Narcine</i>	<i>maculata</i>	(SHAW, 1804)	Narcinidae	Torpediniformes	53
<i>Narcine</i>	<i>nigra</i>	DUMÉRIL, 1852	Narcinidae	Torpediniformes	6

<i>Narcine</i>	<i>oculifera</i>	CARVALHO, COMPAGNO & MEE, 2002	Narcinidae	Torpediniformes	12
<i>Narcine</i>	<i>prodorsalis</i>	BESSEDOV, 1966	Narcinidae	Torpediniformes	15
<i>Narcine</i>	<i>rierai</i>	(LLOIS & RUCABADO, 1991)	Narcinidae	Torpediniformes	13
<i>Narcine</i>	<i>timei</i>	(BLOCH & SCHNEIDER, 1801)	Narcinidae	Torpediniformes	89
<i>Narcine</i>	<i>vermiculata</i>	BREDER, 1928	Narcinidae	Torpediniformes	38
<i>Narcinops</i>	<i>lasti</i>	(CARVALHO & SÉRET, 2002)	Narcinidae	Torpediniformes	12
<i>Narcinops</i>	<i>nelsoni</i>	(CARVALHO, 2008)	Narcinidae	Torpediniformes	10
<i>Narcinops</i>	<i>ornata</i>	(CARVALHO, 2008)	Narcinidae	Torpediniformes	7
<i>Narcinops</i>	<i>tasmaniensis</i>	(RICHARDSON, 1841)	Narcinidae	Torpediniformes	34
<i>Narcinops</i>	<i>westraliensis</i>	(MCKAY, 1966)	Narcinidae	Torpediniformes	14
<i>Electrolux</i>	<i>addisoni</i>	COMPAGNO & HEEMSTRA, 2007	Narkidae	Torpediniformes	7
<i>Heteronarce</i>	<i>bentuviai</i>	(BARANES & RANDALL, 1989)	Narkidae	Torpediniformes	14
<i>Heteronarce</i>	<i>garmani</i>	REGAN, 1921	Narkidae	Torpediniformes	28
<i>Heteronarce</i>	<i>mollis</i>	(LLOYD, 1907)	Narkidae	Torpediniformes	24
<i>Narke</i>	<i>capensis</i>	(GMELIN, 1789)	Narkidae	Torpediniformes	44
<i>Narke</i>	<i>dipterygia</i>	(BLOCH & SCHNEIDER, 1801)	Narkidae	Torpediniformes	60
<i>Narke</i>	<i>japonica</i>	(TEMMINCK & SCHLEGEL, 1850)	Narkidae	Torpediniformes	89
<i>Temera</i>	<i>hardwickii</i>	GRAY, 1831	Narkidae	Torpediniformes	33
<i>Typhlonarce</i>	<i>aysoni</i>	(HAMILTON, 1902)	Narkidae	Torpediniformes	43
<i>Tetronarce</i>	<i>occidentalis</i>	(STORER, 1843)	Torpedinidae	Torpediniformes	28
<i>Tetronarce</i>	<i>californica</i>	(AYRES, 1855)	Torpedinidae	Torpediniformes	125
<i>Tetronarce</i>	<i>cowleyi</i>	EBERT, HAAS & DE CARVALHO, 2015	Torpedinidae	Torpediniformes	9
<i>Tetronarce</i>	<i>formosa</i>	(HAAS & EBERT, 2006)	Torpedinidae	Torpediniformes	12
<i>Tetronarce</i>	<i>nobiliana</i>	(BONAPARTE, 1835)	Torpedinidae	Torpediniformes	258
<i>Tetronarce</i>	<i>puelcha</i>	(LAHILLE, 1926)	Torpedinidae	Torpediniformes	29
<i>Tetronarce</i>	<i>tokionis</i>	(TANAKA, 1908)	Torpedinidae	Torpediniformes	32

<i>Tetronarce</i>	<i>tremens</i>	(DE BUEN, 1959)	Torpedinidae	Torpediniformes	71
<i>Torpedo</i>	<i>adenensis</i>	CARVALHO, STEHMANN & MANILO, 2002	Torpedinidae	Torpediniformes	9
<i>Torpedo</i>	<i>alexandrinsis</i>	MAZHAR, 1987	Torpedinidae	Torpediniformes	5
<i>Torpedo</i>	<i>andersoni</i>	BULLIS, 1962	Torpedinidae	Torpediniformes	21
<i>Torpedo</i>	<i>bauchotae</i>	CADENAT, CAPAPÉ & DESOUTTER, 1978	Torpedinidae	Torpediniformes	15
<i>Torpedo</i>	<i>fuscomaculata</i>	PETERS, 1855	Torpedinidae	Torpediniformes	47
<i>Torpedo</i>	<i>mackayana</i>	METZELAAR, 1919	Torpedinidae	Torpediniformes	18
<i>Torpedo</i>	<i>marmorata</i>	RISSO, 1810	Torpedinidae	Torpediniformes	387
<i>Torpedo</i>	<i>panthera</i>	OLFERS, 1831	Torpedinidae	Torpediniformes	38
<i>Torpedo</i>	<i>sinuspersici</i>	OLFERS, 1831	Torpedinidae	Torpediniformes	73
<i>Torpedo</i>	<i>suessii</i>	STEINDACHNER, 1898	Torpedinidae	Torpediniformes	11
<i>Torpedo</i>	<i>torpedo</i>	(LINNAEUS, 1758)	Torpedinidae	Torpediniformes	241
<i>Glaucostegus</i>	<i>cemiculus</i>	(GEOFFROY SAINT- HILAIRE, 1817)	Glaucostegidae	Rhinopristiformes	111
<i>Glaucostegus</i>	<i>granulatus</i>	(CUVIER, 1829)	Glaucostegidae	Rhinopristiformes	133
<i>Glaucostegus</i>	<i>halavi</i>	(FORSSKÅL, 1775)	Glaucostegidae	Rhinopristiformes	77
<i>Glaucostegus</i>	<i>obtusus</i>	MÜLLER & HENLE, 1841	Glaucostegidae	Rhinopristiformes	41
<i>Glaucostegus</i>	<i>thouin</i>	(ANONYMOUS, 1798)	Glaucostegidae	Rhinopristiformes	70
<i>Glaucostegus</i>	<i>typus</i>	(BENNETT, 1830)	Glaucostegidae	Rhinopristiformes	179
<i>Platyrhina</i>	<i>hyugaensis</i>	IWATSUKI, MIYAMOTO & NAKAYA, 2011	Platyrrhinidae	Rhinopristiformes	6
<i>Platyrhina</i>	<i>psomadakisi</i>	WHITE & LAST, 2016	Platyrrhinidae	Rhinopristiformes	6
<i>Platyrhina</i>	<i>sinensis</i>	(BLOCH & SCHNEIDER, 1801)	Platyrrhinidae	Rhinopristiformes	64
<i>Platyrhina</i>	<i>tangi</i>	IWATSUKI, ZHANG & NAKAYA, 2011	Platyrrhinidae	Rhinopristiformes	12
<i>Platyrrhinoidis</i>	<i>triseriata</i>	(JORDAN & GILBERT, 1880)	Platyrrhinidae	Rhinopristiformes	95
<i>Anoxypristis</i>	<i>cuspidata</i>	(LATHAM, 1794)	Pristidae	Rhinopristiformes	180
<i>Pristis</i>	<i>clavata</i>	GARMAN, 1906	Pristidae	Rhinopristiformes	87

<i>Pristis</i>	<i>pectinata</i>	LATHAM, 1794	Pristidae	Rhinopristiformes	304
<i>Pristis</i>	<i>pristis</i>	(LINNAEUS, 1758)	Pristidae	Rhinopristiformes	479
<i>Pristis</i>	<i>zijsron</i>	BLEEKER, 1851	Pristidae	Rhinopristiformes	179
<i>Rhina</i>	<i>ancylostoma</i>	BLOCH & SCHNEIDER, 1801	Rhinidae	Rhinopristiformes	179
<i>Rhynchobatus</i>	<i>australiae</i>	WHITLEY, 1939	Rhinidae	Rhinopristiformes	81
<i>Rhynchobatus</i>	<i>cooki</i>	LAST, KYNE & COMPAGNO, 2016	Rhinidae	Rhinopristiformes	7
<i>Rhynchobatus</i>	<i>djiddensis</i>	(FORSSKÅL, 1775)	Rhinidae	Rhinopristiformes	221
<i>Rhynchobatus</i>	<i>immaculatus</i>	LAST, HO & CHEN, 2013	Rhinidae	Rhinopristiformes	9
<i>Rhynchobatus</i>	<i>laevis</i>	(BLOCH & SCHNEIDER, 1801)	Rhinidae	Rhinopristiformes	58
<i>Rhynchobatus</i>	<i>luebberti</i>	EHRENBAUM, 1915	Rhinidae	Rhinopristiformes	25
<i>Rhynchobatus</i>	<i>palpebratus</i>	COMPAGNO & LAST, 2008	Rhinidae	Rhinopristiformes	21
<i>Rhynchobatus</i>	<i>springeri</i>	COMPAGNO & LAST, 2010	Rhinidae	Rhinopristiformes	13
<i>Rhynchorhina</i>	<i>mauritaniensis</i>	SÉRET & NAYLOR, 2016	Rhinidae	Rhinopristiformes	7
<i>Acroteriobatus</i>	<i>annulatus</i>	MÜLLER & HENLE, 1841	Rhinobatidae	Rhinopristiformes	61
<i>Acroteriobatus</i>	<i>blochii</i>	(MÜLLER & HENLE, 1841)	Rhinobatidae	Rhinopristiformes	39
<i>Acroteriobatus</i>	<i>leucospilus</i>	(NORMAN, 1926)	Rhinobatidae	Rhinopristiformes	22
<i>Acroteriobatus</i>	<i>ocellatus</i>	(NORMAN, 1926)	Rhinobatidae	Rhinopristiformes	16
<i>Acroteriobatus</i>	<i>omanensis</i>	LAST, HENDERSON & NAYLOR, 2016	Rhinobatidae	Rhinopristiformes	8
<i>Acroteriobatus</i>	<i>salalah</i>	RANDALL & COMPAGNO, 1995	Rhinobatidae	Rhinopristiformes	19
<i>Acroteriobatus</i>	<i>variegatus</i>	(NAIR & LAL MOHAN, 1973)	Rhinobatidae	Rhinopristiformes	21
<i>Acroteriobatus</i>	<i>zanzibarensis</i>	(NORMAN, 1926)	Rhinobatidae	Rhinopristiformes	12
<i>Pseudobatos</i>	<i>buthi</i>	RUTLEDGE, 2019	Rhinobatidae	Rhinopristiformes	1
<i>Pseudobatos</i>	<i>glaucostigmus</i>	(JORDAN & GILBERT, 1883)	Rhinobatidae	Rhinopristiformes	52
<i>Pseudobatos</i>	<i>horkelii</i>	(MÜLLER & HENLE, 1841)	Rhinobatidae	Rhinopristiformes	78
<i>Pseudobatos</i>	<i>lentiginosus</i>	(GARMAN, 1880)	Rhinobatidae	Rhinopristiformes	73
<i>Pseudobatos</i>	<i>leucorhynchus</i>	(GÜNTHER, 1866)	Rhinobatidae	Rhinopristiformes	69

<i>Pseudobatos</i>	<i>percellens</i>	(WALBAUM, 1792)	Rhinobatidae	Rhinopristiformes	103
<i>Pseudobatos</i>	<i>planiceps</i>	(GARMAN, 1880)	Rhinobatidae	Rhinopristiformes	51
<i>Pseudobatos</i>	<i>prahli</i>	(ACERO & FRANKE, 1995)	Rhinobatidae	Rhinopristiformes	28
<i>Pseudobatos</i>	<i>productus</i>	(AYRES, 1854)	Rhinobatidae	Rhinopristiformes	138
<i>Rhinobatos</i>	<i>albomaculatus</i>	NORMAN, 1930	Rhinobatidae	Rhinopristiformes	21
<i>Rhinobatos</i>	<i>annandalei</i>	NORMAN, 1926	Rhinobatidae	Rhinopristiformes	34
<i>Rhinobatos</i>	<i>austini</i>	EBERT & GON, 2017	Rhinobatidae	Rhinopristiformes	3
<i>Rhinobatos</i>	<i>borneensis</i>	LAST, SÉRET & NAYLOR, 2016	Rhinobatidae	Rhinopristiformes	7
<i>Rhinobatos</i>	<i>holcorhynchus</i>	NORMAN, 1922	Rhinobatidae	Rhinopristiformes	22
<i>Rhinobatos</i>	<i>hynnicephalus</i>	RICHARDSON, 1846	Rhinobatidae	Rhinopristiformes	45
<i>Rhinobatos</i>	<i>irvinei</i>	NORMAN, 1931	Rhinobatidae	Rhinopristiformes	18
<i>Rhinobatos</i>	<i>jimbaranensis</i>	LAST, WHITE & FAHMI, 2006	Rhinobatidae	Rhinopristiformes	10
<i>Rhinobatos</i>	<i>lionotus</i>	NORMAN, 1926	Rhinobatidae	Rhinopristiformes	20
<i>Rhinobatos</i>	<i>manai</i>	WHITE, LAST & NAYLOR, 2016	Rhinobatidae	Rhinopristiformes	6
<i>Rhinobatos</i>	<i>nudidorsalis</i>	LAST, COMPAGNO & NAKAYA, 2004	Rhinobatidae	Rhinopristiformes	8
<i>Rhinobatos</i>	<i>penggali</i>	LAST, WHITE & FAHMI, 2006	Rhinobatidae	Rhinopristiformes	10
<i>Rhinobatos</i>	<i>punctifer</i>	COMPAGNO & RANDALL, 1987	Rhinobatidae	Rhinopristiformes	38
<i>Rhinobatos</i>	<i>ranongensis</i>	LAST, SÉRET & NAYLOR, 2019	Rhinobatidae	Rhinopristiformes	2
<i>Rhinobatos</i>	<i>rhinobatos</i>	(LINNAEUS, 1758)	Rhinobatidae	Rhinopristiformes	142
<i>Rhinobatos</i>	<i>sainsburyi</i>	LAST, 2004	Rhinobatidae	Rhinopristiformes	11
<i>Rhinobatos</i>	<i>schlegelii</i>	(MÜLLER & HENLE, 1841)	Rhinobatidae	Rhinopristiformes	92
<i>Rhinobatos</i>	<i>whitei</i>	LAST, CORRIGAN & NAYLOR, 2014	Rhinobatidae	Rhinopristiformes	6
<i>Aptychotrema</i>	<i>rostrata</i>	(SHAW, 1794)	Trygonorrhinidae	Rhinopristiformes	112
<i>Aptychotrema</i>	<i>timorensis</i>	LAST, 2004	Trygonorrhinidae	Rhinopristiformes	11
<i>Aptychotrema</i>	<i>vincentiana</i>	(HAACKE, 1885)	Trygonorrhinidae	Rhinopristiformes	34
<i>Trygonorrhina</i>	<i>dumerilii</i>	(CASTELNAU, 1873)	Trygonorrhinidae	Rhinopristiformes	40

<i>Trygonorrhina</i>	<i>fasciata</i>	MÜLLER & HENLE, 1841	Trygonorrhinidae	Rhinopristiformes	77
<i>Zapteryx</i>	<i>brevirostris</i>	(MÜLLER & HENLE, 1841)	Trygonorrhinidae	Rhinopristiformes	103
<i>Zapteryx</i>	<i>exasperata</i>	(JORDAN & GILBERT, 1880)	Trygonorrhinidae	Rhinopristiformes	85
<i>Zapteryx</i>	<i>xyster</i>	JORDAN & EVERMANN, 1896	Trygonorrhinidae	Rhinopristiformes	48
<i>Zanobatus</i>	<i>maculatus</i>	SÉRET, 2016	Zanobatidae	Rhinopristiformes	5
<i>Zanobatus</i>	<i>schoenleinii</i>	(MÜLLER & HENLE, 1841)	Zanobatidae	Rhinopristiformes	59
<i>Anacanthobatis</i>	<i>marmorata</i>	(VON BONDE & SWART, 1923)	Anacanthobatidae	Rajiformes	25
<i>Indobatis</i>	<i>ori</i>	(WALLACE, 1967)	Anacanthobatidae	Rajiformes	23
<i>Schroederobatis</i>	<i>americana</i>	(BIGELOW & SCHROEDER, 1962)	Anacanthobatidae	Rajiformes	30
<i>Sinobatis</i>	<i>andamanensis</i>	LAST & BUSSARAWIT, 2016	Anacanthobatidae	Rajiformes	7
<i>Sinobatis</i>	<i>borneensis</i>	(CHAN, 1965)	Anacanthobatidae	Rajiformes	47
<i>Sinobatis</i>	<i>brevicauda</i>	WEIGMANN & STEHMANN, 2016	Anacanthobatidae	Rajiformes	5
<i>Sinobatis</i>	<i>bulbicauda</i>	LAST & SÉRET, 2008	Anacanthobatidae	Rajiformes	10
<i>Sinobatis</i>	<i>caerulea</i>	LAST & SÉRET, 2008	Anacanthobatidae	Rajiformes	7
<i>Sinobatis</i>	<i>filicauda</i>	LAST & SÉRET, 2008	Anacanthobatidae	Rajiformes	8
<i>Sinobatis</i>	<i>kotlyari</i>	STEHMANN & WEIGMANN, 2016	Anacanthobatidae	Rajiformes	4
<i>Sinobatis</i>	<i>melanosoma</i>	(CHAN, 1965)	Anacanthobatidae	Rajiformes	17
<i>Sinobatis</i>	<i>stenosoma</i>	(LI & HU, 1982)	Anacanthobatidae	Rajiformes	13
<i>Springeria</i>	<i>folirostris</i>	BIGELOW & SCHROEDER, 1951	Anacanthobatidae	Rajiformes	22
<i>Springeria</i>	<i>longirostris</i>	BIGELOW & SCHROEDER, 1962	Anacanthobatidae	Rajiformes	24
<i>Arhynchobatis</i>	<i>asperrimus</i>	WAITE, 1909	Arhynchobatidae	Rajiformes	25
<i>Atlantoraja</i>	<i>castelnaui</i>	(MIRANDA RIBEIRO, 1907)	Arhynchobatidae	Rajiformes	99
<i>Atlantoraja</i>	<i>cyclophora</i>	(REGAN, 1903)	Arhynchobatidae	Rajiformes	85
<i>Atlantoraja</i>	<i>platana</i>	(GÜNTHER, 1880)	Arhynchobatidae	Rajiformes	58
<i>Bathyraja</i>	<i>abyssicola</i>	(GILBERT, 1896)	Arhynchobatidae	Rajiformes	55
<i>Bathyraja</i>	<i>aguja</i>	(KENDALL & RADCLIFFE, 1912)	Arhynchobatidae	Rajiformes	17

<i>Bathyraja</i>	<i>albomaculata</i>	(NORMAN, 1937)	Arhynchobatidae	Rajiformes	67
<i>Bathyraja</i>	<i>aleutica</i>	(GILBERT, 1896)	Arhynchobatidae	Rajiformes	76
<i>Bathyraja</i>	<i>andriashevi</i>	DOLGANOV, 1983	Arhynchobatidae	Rajiformes	17
<i>Bathyraja</i>	<i>bergi</i>	DOLGANOV, 1983	Arhynchobatidae	Rajiformes	26
<i>Bathyraja</i>	<i>brachyurops</i>	(FOWLER, 1910)	Arhynchobatidae	Rajiformes	84
<i>Bathyraja</i>	<i>cousseauae</i>	DÍAZ DE ASTARLOA & MABRAGAÑA, 2004	Arhynchobatidae	Rajiformes	26
<i>Bathyraja</i>	<i>diplotaenia</i>	(ISHIYAMA, 1952)	Arhynchobatidae	Rajiformes	27
<i>Bathyraja</i>	<i>eatonii</i>	(GÜNTHER, 1876)	Arhynchobatidae	Rajiformes	41
<i>Bathyraja</i>	<i>fedorovi</i>	DOLGANOV, 1983	Arhynchobatidae	Rajiformes	19
<i>Bathyraja</i>	<i>griseocauda</i>	(NORMAN, 1937)	Arhynchobatidae	Rajiformes	52
<i>Bathyraja</i>	<i>hesperaficana</i>	STEHMANN, 1995	Arhynchobatidae	Rajiformes	15
<i>Bathyraja</i>	<i>interrupta</i>	(GILL & TOWNSEND, 1897)	Arhynchobatidae	Rajiformes	63
<i>Bathyraja</i>	<i>irrasa</i>	HUREAU & OZOUF-COSTAZ, 1980	Arhynchobatidae	Rajiformes	19
<i>Bathyraja</i>	<i>ishiharai</i>	STEHMANN, 2005	Arhynchobatidae	Rajiformes	9
<i>Bathyraja</i>	<i>isotrachys</i>	(GÜNTHER, 1877)	Arhynchobatidae	Rajiformes	40
<i>Bathyraja</i>	<i>kincaidii</i>	(GARMAN, 1908)	Arhynchobatidae	Rajiformes	42
<i>Bathyraja</i>	<i>leucomelanos</i>	IGLÉSIAS & LÉVY-HARTMANN, 2012	Arhynchobatidae	Rajiformes	5
<i>Bathyraja</i>	<i>lindbergi</i>	ISHIYAMA & ISHIHARA, 1977	Arhynchobatidae	Rajiformes	27
<i>Bathyraja</i>	<i>longicauda</i>	(DE BUEN, 1959)	Arhynchobatidae	Rajiformes	19
<i>Bathyraja</i>	<i>maccaini</i>	SPRINGER, 1971	Arhynchobatidae	Rajiformes	27
<i>Bathyraja</i>	<i>macloviana</i>	(NORMAN, 1937)	Arhynchobatidae	Rajiformes	65
<i>Bathyraja</i>	<i>maculata</i>	ISHIYAMA & ISHIHARA, 1977	Arhynchobatidae	Rajiformes	40
<i>Bathyraja</i>	<i>magellanica</i>	(PHILIPPI, 1902)	Arhynchobatidae	Rajiformes	49
<i>Bathyraja</i>	<i>mariposa</i>	STEVENSON, ORR, HOFF & McEACHRAN, 2004	Arhynchobatidae	Rajiformes	17
<i>Bathyraja</i>	<i>matsubarai</i>	(ISHIYAMA, 1952)	Arhynchobatidae	Rajiformes	42
<i>Bathyraja</i>	<i>meridionalis</i>	STEHMANN, 1987	Arhynchobatidae	Rajiformes	18

<i>Bathyraja</i>	<i>microtrachys</i>	(OSBURN & NICHOLS, 1916)	Arhynchobatidae	Rajiformes	19
<i>Bathyraja</i>	<i>minispinosa</i>	ISHIYAMA & ISHIHARA, 1977	Arhynchobatidae	Rajiformes	45
<i>Bathyraja</i>	<i>multispinis</i>	(NORMAN, 1937)	Arhynchobatidae	Rajiformes	51
<i>Bathyraja</i>	<i>murrayi</i>	(GÜNTHER, 1880)	Arhynchobatidae	Rajiformes	23
<i>Bathyraja</i>	<i>notoroensis</i>	ISHIYAMA & ISHIHARA, 1977	Arhynchobatidae	Rajiformes	12
<i>Bathyraja</i>	<i>pacifica</i>	LAST, STEWART & SÉRET, 2016	Arhynchobatidae	Rajiformes	7
<i>Bathyraja</i>	<i>pallida</i>	(FORSTER, 1967)	Arhynchobatidae	Rajiformes	29
<i>Bathyraja</i>	<i>panthera</i>	ORR, STEVENSON, HOFF, SPIES & MCEACHRAN, 2011	Arhynchobatidae	Rajiformes	8
<i>Bathyraja</i>	<i>papilionifera</i>	STEHMANN, 1985	Arhynchobatidae	Rajiformes	20
<i>Bathyraja</i>	<i>parmifera</i>	(BEAN, 1881)	Arhynchobatidae	Rajiformes	86
<i>Bathyraja</i>	<i>peruana</i>	McEACHRAN & MIYAKE, 1984	Arhynchobatidae	Rajiformes	22
<i>Bathyraja</i>	<i>richardsoni</i>	(GARRICK, 1961)	Arhynchobatidae	Rajiformes	58
<i>Bathyraja</i>	<i>scaphiops</i>	(NORMAN, 1937)	Arhynchobatidae	Rajiformes	42
<i>Bathyraja</i>	<i>schroederi</i>	(KREFFT, 1968)	Arhynchobatidae	Rajiformes	32
<i>Bathyraja</i>	<i>shuntovi</i>	DOLGANOV, 1985	Arhynchobatidae	Rajiformes	17
<i>Bathyraja</i>	<i>simoterus</i>	(ISHIYAMA, 1967)	Arhynchobatidae	Rajiformes	12
<i>Bathyraja</i>	<i>smirnovi</i>	(SOLDATOV & PAVLENKO, 1915)	Arhynchobatidae	Rajiformes	33
<i>Bathyraja</i>	<i>smithii</i>	(MÜLLER & HENLE, 1841)	Arhynchobatidae	Rajiformes	44
<i>Bathyraja</i>	<i>spinicauda</i>	(JENSEN, 1914)	Arhynchobatidae	Rajiformes	71
<i>Bathyraja</i>	<i>spinosissima</i>	(BEEBE & TEE-VAN, 1941)	Arhynchobatidae	Rajiformes	31
<i>Bathyraja</i>	<i>taranetzi</i>	(DOLGANOV, 1983)	Arhynchobatidae	Rajiformes	45
<i>Bathyraja</i>	<i>trachouros</i>	(ISHIYAMA, 1958)	Arhynchobatidae	Rajiformes	19
<i>Bathyraja</i>	<i>trachura</i>	(GILBERT, 1892)	Arhynchobatidae	Rajiformes	63
<i>Bathyraja</i>	<i>tunae</i>	STEHMANN, 2005	Arhynchobatidae	Rajiformes	8
<i>Bathyraja</i>	<i>tzinovskii</i>	DOLGANOV, 1983	Arhynchobatidae	Rajiformes	18
<i>Bathyraja</i>	<i>violacea</i>	(SUVOROV, 1935)	Arhynchobatidae	Rajiformes	38

<i>Brochiraja</i>	<i>aenigma</i>	LAST & McEACHRAN, 2006	Arhynchobatidae	Rajiformes	7
<i>Brochiraja</i>	<i>albilabiata</i>	LAST & McEACHRAN, 2006	Arhynchobatidae	Rajiformes	12
<i>Brochiraja</i>	<i>asperula</i>	(GARRICK & PAUL, 1974)	Arhynchobatidae	Rajiformes	22
<i>Brochiraja</i>	<i>heuresa</i>	LAST & SÉRET, 2012	Arhynchobatidae	Rajiformes	8
<i>Brochiraja</i>	<i>leviveneta</i>	LAST & McEACHRAN, 2006	Arhynchobatidae	Rajiformes	12
<i>Brochiraja</i>	<i>microspinifera</i>	LAST & McEACHRAN, 2006	Arhynchobatidae	Rajiformes	12
<i>Brochiraja</i>	<i>spinifera</i>	(GARRICK & PAUL, 1974)	Arhynchobatidae	Rajiformes	19
<i>Brochiraja</i>	<i>vittacauda</i>	LAST & SÉRET, 2012	Arhynchobatidae	Rajiformes	8
<i>Insentiraja</i>	<i>laxipella</i>	(YEARSLEY & LAST, 1992)	Arhynchobatidae	Rajiformes	12
<i>Insentiraja</i>	<i>subtilispinosa</i>	(STEHMANN, 1989)	Arhynchobatidae	Rajiformes	18
<i>Irolita</i>	<i>waitii</i>	(MCCULLOCH, 1911)	Arhynchobatidae	Rajiformes	22
<i>Irolita</i>	<i>westraliensis</i>	LAST & GLEDHILL, 2008	Arhynchobatidae	Rajiformes	8
<i>Notoraja</i>	<i>alisae</i>	SÉRET & LAST, 2012	Arhynchobatidae	Rajiformes	8
<i>Notoraja</i>	<i>azurea</i>	McEACHRAN & LAST, 2008	Arhynchobatidae	Rajiformes	9
<i>Notoraja</i>	<i>fijiensis</i>	SÉRET & LAST, 2012	Arhynchobatidae	Rajiformes	5
<i>Notoraja</i>	<i>hirticauda</i>	LAST & McEACHRAN, 2006	Arhynchobatidae	Rajiformes	7
<i>Notoraja</i>	<i>inusitata</i>	SÉRET & LAST, 2012	Arhynchobatidae	Rajiformes	5
<i>Notoraja</i>	<i>lira</i>	McEACHRAN & LAST, 2008	Arhynchobatidae	Rajiformes	6
<i>Notoraja</i>	<i>longiventralis</i>	SÉRET & LAST, 2012	Arhynchobatidae	Rajiformes	5
<i>Notoraja</i>	<i>martinezi</i>	CONCHA, EBERT & LONG, 2016	Arhynchobatidae	Rajiformes	6
<i>Notoraja</i>	<i>ochroderma</i>	McEACHRAN & LAST, 1994	Arhynchobatidae	Rajiformes	16
<i>Notoraja</i>	<i>sapphira</i>	SÉRET & LAST, 2009	Arhynchobatidae	Rajiformes	11
<i>Notoraja</i>	<i>sereti</i>	WHITE, LAST & MANA, 2017	Arhynchobatidae	Rajiformes	4
<i>Notoraja</i>	<i>sticta</i>	McEACHRAN & LAST, 2008	Arhynchobatidae	Rajiformes	7
<i>Notoraja</i>	<i>tobitukai</i>	(HIYAMA, 1940)	Arhynchobatidae	Rajiformes	28
<i>Pavoraja</i>	<i>alleni</i>	McEACHRAN & FECHHELM, 1982	Arhynchobatidae	Rajiformes	14

<i>Pavoraja</i>	<i>arenaria</i>	LAST, MALLICK & YEARSLEY, 2008	Arhynchobatidae	Rajiformes	7
<i>Pavoraja</i>	<i>mosaica</i>	LAST, MALLICK & YEARSLEY, 2008	Arhynchobatidae	Rajiformes	8
<i>Pavoraja</i>	<i>nitida</i>	(GÜNTHER, 1880)	Arhynchobatidae	Rajiformes	32
<i>Pavoraja</i>	<i>pseudonitida</i>	LAST, MALLICK & YEARSLEY, 2008	Arhynchobatidae	Rajiformes	8
<i>Pavoraja</i>	<i>umbrosa</i>	LAST, MALLICK & YEARSLEY, 2008	Arhynchobatidae	Rajiformes	6
<i>Psammobatis</i>	<i>bergi</i>	MARINI, 1932	Arhynchobatidae	Rajiformes	48
<i>Psammobatis</i>	<i>extenta</i>	(GARMAN, 1913)	Arhynchobatidae	Rajiformes	67
<i>Psammobatis</i>	<i>lentiginosa</i>	McEACHRAN, 1983	Arhynchobatidae	Rajiformes	39
<i>Psammobatis</i>	<i>normani</i>	McEACHRAN, 1983	Arhynchobatidae	Rajiformes	36
<i>Psammobatis</i>	<i>parvacauda</i>	McEACHRAN, 1983	Arhynchobatidae	Rajiformes	11
<i>Psammobatis</i>	<i>rudis</i>	GÜNTHER, 1870	Arhynchobatidae	Rajiformes	51
<i>Psammobatis</i>	<i>rutrum</i>	JORDAN, 1891	Arhynchobatidae	Rajiformes	34
<i>Psammobatis</i>	<i>scobina</i>	(PHILIPPI, 1857)	Arhynchobatidae	Rajiformes	47
<i>Pseudoraja</i>	<i>fischeri</i>	BIGELOW & SCHROEDER, 1954	Arhynchobatidae	Rajiformes	25
<i>Rhinoraja</i>	<i>kujiensis</i>	(TANAKA, 1916)	Arhynchobatidae	Rajiformes	24
<i>Rhinoraja</i>	<i>longicauda</i>	ISHIYAMA, 1952	Arhynchobatidae	Rajiformes	30
<i>Rhinoraja</i>	<i>odai</i>	ISHIYAMA, 1958	Arhynchobatidae	Rajiformes	14
<i>Rioraja</i>	<i>agassizii</i>	(MÜLLER & HENLE, 1841)	Arhynchobatidae	Rajiformes	109
<i>Sympterygia</i>	<i>acuta</i>	GARMAN, 1877	Arhynchobatidae	Rajiformes	75
<i>Sympterygia</i>	<i>bonapartii</i>	MÜLLER & HENLE, 1841	Arhynchobatidae	Rajiformes	112
<i>Sympterygia</i>	<i>brevicaudata</i>	(COPE, 1877)	Arhynchobatidae	Rajiformes	53
<i>Sympterygia</i>	<i>lima</i>	(POEPPIG, 1835)	Arhynchobatidae	Rajiformes	40
<i>Cruriraja</i>	<i>andamanica</i>	(LLOYD, 1909)	Gurgesiellidae	Rajiformes	25
<i>Cruriraja</i>	<i>atlantis</i>	BIGELOW & SCHROEDER, 1948	Gurgesiellidae	Rajiformes	13
<i>Cruriraja</i>	<i>cadenati</i>	BIGELOW & SCHROEDER, 1962	Gurgesiellidae	Rajiformes	14
<i>Cruriraja</i>	<i>durbanensis</i>	(VON BONDE & SWART, 1923)	Gurgesiellidae	Rajiformes	21

<i>Cruriraja</i>	<i>hullei</i>	ASCHLIMAN, EBERT & COMPAGNO, 2010	Gurgesiellidae	Rajiformes	17
<i>Cruriraja</i>	<i>parcomaculata</i>	(VON BONDE & SWART, 1923)	Gurgesiellidae	Rajiformes	49
<i>Cruriraja</i>	<i>poeyi</i>	BIGELOW & SCHROEDER, 1948	Gurgesiellidae	Rajiformes	24
<i>Cruriraja</i>	<i>rugosa</i>	BIGELOW & SCHROEDER, 1958	Gurgesiellidae	Rajiformes	35
<i>Fenestrija</i>	<i>atripinna</i>	(BIGELOW & SCHROEDER, 1950)	Gurgesiellidae	Rajiformes	18
<i>Fenestrija</i>	<i>cubensis</i>	(BIGELOW & SCHROEDER, 1950)	Gurgesiellidae	Rajiformes	16
<i>Fenestrija</i>	<i>ishiyamai</i>	(BIGELOW & SCHROEDER, 1962)	Gurgesiellidae	Rajiformes	21
<i>Fenestrija</i>	<i>maceachrani</i>	(SÉRET, 1989)	Gurgesiellidae	Rajiformes	13
<i>Fenestrija</i>	<i>mamillidens</i>	(ALCOCK, 1889)	Gurgesiellidae	Rajiformes	22
<i>Fenestrija</i>	<i>plutonia</i>	(GARMAN, 1881)	Gurgesiellidae	Rajiformes	39
<i>Fenestrija</i>	<i>sibogae</i>	(WEBER, 1913)	Gurgesiellidae	Rajiformes	14
<i>Fenestrija</i>	<i>sinusmexicanus</i>	(BIGELOW & SCHROEDER, 1950)	Gurgesiellidae	Rajiformes	29
<i>Gurgesiella</i>	<i>atlantica</i>	(BIGELOW & SCHROEDER, 1962)	Gurgesiellidae	Rajiformes	42
<i>Gurgesiella</i>	<i>dorsalifera</i>	McEACHRAN & COMPAGNO, 1980	Gurgesiellidae	Rajiformes	28
<i>Gurgesiella</i>	<i>furvescens</i>	DE BUEN, 1959	Gurgesiellidae	Rajiformes	27
<i>Heliotrygon</i>	<i>gomesi</i>	CARVALHO & LOVEJOY, 2011	Potamotrygonidae	Myliobatiformes	10
<i>Heliotrygon</i>	<i>rosai</i>	CARVALHO & LOVEJOY, 2011	Potamotrygonidae	Myliobatiformes	10
<i>Paratrygon</i>	<i>aiereba</i>	(MÜLLER & HENLE, 1841)	Potamotrygonidae	Myliobatiformes	103
<i>Plesiotrygon</i>	<i>iwamae</i>	ROSA, CASTELLO & THORSON, 1987	Potamotrygonidae	Myliobatiformes	48
<i>Plesiotrygon</i>	<i>nana</i>	CARVALHO & RAGNO, 2011	Potamotrygonidae	Myliobatiformes	8
<i>Potamotrygon</i>	<i>adamastor</i>	FONTENELLE & DE CARVALHO, 2017	Potamotrygonidae	Myliobatiformes	3
<i>Potamotrygon</i>	<i>albimaculata</i>	DE CARVALHO, 2016	Potamotrygonidae	Myliobatiformes	7
<i>Potamotrygon</i>	<i>amandae</i>	LOBODA & DE CARVALHO, 2013	Potamotrygonidae	Myliobatiformes	13
<i>Potamotrygon</i>	<i>amazona</i>	FONTENELLE & DE CARVALHO, 2017	Potamotrygonidae	Myliobatiformes	4
<i>Potamotrygon</i>	<i>boesemani</i>	ROSA, DE CARVALHO & DE ALMEIDA WANDERLEY, 2008	Potamotrygonidae	Myliobatiformes	11
<i>Potamotrygon</i>	<i>brachyura</i>	(GÜNTHER, 1880)	Potamotrygonidae	Myliobatiformes	32

<i>Potamotrygon</i>	<i>constellata</i>	(VAILLANT, 1880)	Potamotrygonidae	Myliobatiformes	48
<i>Potamotrygon</i>	<i>falkneri</i>	CASTEX & MACIEL, 1963	Potamotrygonidae	Myliobatiformes	93
<i>Potamotrygon</i>	<i>garmani</i>	FONTENELLE & DE CARVALHO, 2017	Potamotrygonidae	Myliobatiformes	3
<i>Potamotrygon</i>	<i>henlei</i>	(CASTELNAU, 1855)	Potamotrygonidae	Myliobatiformes	40
<i>Potamotrygon</i>	<i>histris</i>	(MÜLLER & HENLE, 1841)	Potamotrygonidae	Myliobatiformes	70
<i>Potamotrygon</i>	<i>humerosa</i>	GARMAN, 1913	Potamotrygonidae	Myliobatiformes	22
<i>Potamotrygon</i>	<i>jabuti</i>	DE CARVALHO, 2016	Potamotrygonidae	Myliobatiformes	7
<i>Potamotrygon</i>	<i>leopoldi</i>	CASTEX & CASTELLO, 1970	Potamotrygonidae	Myliobatiformes	40
<i>Potamotrygon</i>	<i>limai</i>	FONTENELLE, DA SILVA & DE CARVALHO, 2014	Potamotrygonidae	Myliobatiformes	6
<i>Potamotrygon</i>	<i>magdalenae</i>	(DUMÉRIL, 1865)	Potamotrygonidae	Myliobatiformes	60
<i>Potamotrygon</i>	<i>marinae</i>	DEYNAT, 2006	Potamotrygonidae	Myliobatiformes	14
<i>Potamotrygon</i>	<i>marquesi</i>	DA SILVA & LOBODA, 2019	Potamotrygonidae	Myliobatiformes	3
<i>Potamotrygon</i>	<i>motoro</i>	(MÜLLER & HENLE, 1841)	Potamotrygonidae	Myliobatiformes	204
<i>Potamotrygon</i>	<i>ocellata</i>	(ENGELHARDT, 1912)	Potamotrygonidae	Myliobatiformes	18
<i>Potamotrygon</i>	<i>orbigny</i>	(CASTELNAU, 1855)	Potamotrygonidae	Myliobatiformes	115
<i>Potamotrygon</i>	<i>pantanensis</i>	LOBODA & DE CARVALHO, 2013	Potamotrygonidae	Myliobatiformes	8
<i>Potamotrygon</i>	<i>rex</i>	DE CARVALHO, 2016	Potamotrygonidae	Myliobatiformes	7
<i>Potamotrygon</i>	<i>schroederi</i>	FERNÁNDEZ- YÉPEZ, 1958	Potamotrygonidae	Myliobatiformes	48
<i>Potamotrygon</i>	<i>schuhmacheri</i>	CASTEX, 1964	Potamotrygonidae	Myliobatiformes	17
<i>Potamotrygon</i>	<i>scobina</i>	GARMAN, 1913	Potamotrygonidae	Myliobatiformes	48
<i>Potamotrygon</i>	<i>signata</i>	GARMAN, 1913	Potamotrygonidae	Myliobatiformes	22
<i>Potamotrygon</i>	<i>tatiana</i>	SILVA & CARVALHO, 2011	Potamotrygonidae	Myliobatiformes	10
<i>Potamotrygon</i>	<i>tigrina</i>	CARVALHO, SABA J PEREZ & LOVEJOY, 2011	Potamotrygonidae	Myliobatiformes	9
<i>Potamotrygon</i>	<i>wallacei</i>	DE CARVALHO, ROSA & DE ARAÚJO, 2016	Potamotrygonidae	Myliobatiformes	13
<i>Potamotrygon</i>	<i>yepesi</i>	CASTEX & CASTELLO, 1970	Potamotrygonidae	Myliobatiformes	34

<i>Amblyraja</i>	<i>doellojuradoi</i>	(POZZI, 1935)	Rajidae	Rajiformes	60
<i>Amblyraja</i>	<i>frerichsi</i>	(KREFFT, 1968)	Rajidae	Rajiformes	29
<i>Amblyraja</i>	<i>georgiana</i>	(NORMAN, 1938)	Rajidae	Rajiformes	41
<i>Amblyraja</i>	<i>hyperborea</i>	(COLLETT, 1879)	Rajidae	Rajiformes	152
<i>Amblyraja</i>	<i>jenseni</i>	(BIGELOW & SCHROEDER, 1950)	Rajidae	Rajiformes	43
<i>Amblyraja</i>	<i>radiata</i>	(DONOVAN, 1808)	Rajidae	Rajiformes	322
<i>Amblyraja</i>	<i>reversa</i>	(LLOYD, 1906)	Rajidae	Rajiformes	19
<i>Amblyraja</i>	<i>taaf</i>	(MEISSNER, 1987)	Rajidae	Rajiformes	17
<i>Beringraja</i>	<i>binocolata</i>	(GIRARD, 1855)	Rajidae	Rajiformes	132
<i>Beringraja</i>	<i>cortezensis</i>	(McEACHRAN & MIYAKE, 1988)	Rajidae	Rajiformes	23
<i>Beringraja</i>	<i>inornata</i>	(JORDAN & GILBERT, 1881)	Rajidae	Rajiformes	71
<i>Beringraja</i>	<i>pulchra</i>	(LIU, 1932)	Rajidae	Rajiformes	48
<i>Beringraja</i>	<i>rhina</i>	(JORDAN & GILBERT, 1880)	Rajidae	Rajiformes	125
<i>Beringraja</i>	<i>stellulata</i>	(JORDAN & GILBERT, 1880)	Rajidae	Rajiformes	60
<i>Breviraja</i>	<i>claramaculata</i>	McEACHRAN & MATHESON, 1985	Rajidae	Rajiformes	16
<i>Breviraja</i>	<i>colesi</i>	BIGELOW & SCHROEDER, 1948	Rajidae	Rajiformes	23
<i>Breviraja</i>	<i>mouldi</i>	McEACHRAN & MATHESON, 1995	Rajidae	Rajiformes	13
<i>Breviraja</i>	<i>nigriventralis</i>	McEACHRAN & MATHESON, 1985	Rajidae	Rajiformes	23
<i>Breviraja</i>	<i>spinosa</i>	BIGELOW & SCHROEDER, 1950	Rajidae	Rajiformes	29
<i>Dactylobatus</i>	<i>armatus</i>	BEAN & WEED, 1909	Rajidae	Rajiformes	28
<i>Dactylobatus</i>	<i>clarkii</i>	(BIGELOW & SCHROEDER, 1958)	Rajidae	Rajiformes	38
<i>Dentiraja</i>	<i>australis</i>	(MACLEAY, 1884)	Rajidae	Rajiformes	26
<i>Dentiraja</i>	<i>cerva</i>	(WHITLEY, 1939)	Rajidae	Rajiformes	26
<i>Dentiraja</i>	<i>confusa</i>	(LAST, 2008)	Rajidae	Rajiformes	10
<i>Dentiraja</i>	<i>endeavouri</i>	(LAST, 2008)	Rajidae	Rajiformes	7
<i>Dentiraja</i>	<i>falloarga</i>	(LAST, 2008)	Rajidae	Rajiformes	8

<i>Dentiraja</i>	<i>flindersi</i>	LAST & GLEDHILL, 2008	Rajidae	Rajiformes	9
<i>Dentiraja</i>	<i>healdi</i>	(LAST, WHITE & POGONOSKI, 2008)	Rajidae	Rajiformes	10
<i>Dentiraja</i>	<i>lemprieri</i>	(RICHARDSON, 1845)	Rajidae	Rajiformes	44
<i>Dentiraja</i>	<i>oculata</i>	(LAST, 2008)	Rajidae	Rajiformes	7
<i>Dentiraja</i>	<i>polyommata</i>	(OGILBY, 1910)	Rajidae	Rajiformes	29
<i>Dipturus</i>	<i>acrobelus</i>	LAST, WHITE & POGONOSKI, 2008	Rajidae	Rajiformes	8
<i>Dipturus</i>	<i>amphispinus</i>	LAST & ALAVA, 2013	Rajidae	Rajiformes	5
<i>Dipturus</i>	<i>apricus</i>	LAST, WHITE & POGONOSKI, 2008	Rajidae	Rajiformes	8
<i>Dipturus</i>	<i>batis</i>	(LINNAEUS, 1758)	Rajidae	Rajiformes	310
<i>Dipturus</i>	<i>bullisi</i>	(BIGELOW & SCHROEDER, 1962)	Rajidae	Rajiformes	27
<i>Dipturus</i>	<i>campbelli</i>	(WALLACE, 1967)	Rajidae	Rajiformes	17
<i>Dipturus</i>	<i>canutus</i>	LAST, 2008	Rajidae	Rajiformes	8
<i>Dipturus</i>	<i>chilensis</i>	(GUICHENOT, 1848)	Rajidae	Rajiformes	139
<i>Dipturus</i>	<i>chinensis</i>	(BASILEWSKY, 1855)	Rajidae	Rajiformes	12
<i>Dipturus</i>	<i>crosnieri</i>	(SÉRET, 1989)	Rajidae	Rajiformes	14
<i>Dipturus</i>	<i>doutrei</i>	(CADENAT, 1960)	Rajidae	Rajiformes	34
<i>Dipturus</i>	<i>ecuadoriensis</i>	(BEEBE & TEE-VAN, 1941)	Rajidae	Rajiformes	10
<i>Dipturus</i>	<i>garricki</i>	(BIGELOW & SCHROEDER, 1958)	Rajidae	Rajiformes	26
<i>Dipturus</i>	<i>gigas</i>	(ISHIYAMA, 1958)	Rajidae	Rajiformes	23
<i>Dipturus</i>	<i>grahami</i>	LAST, 2008	Rajidae	Rajiformes	8
<i>Dipturus</i>	<i>gudgeri</i>	(WHITLEY, 1940)	Rajidae	Rajiformes	22
<i>Dipturus</i>	<i>innominatus</i>	(GARRICK & PAUL, 1974)	Rajidae	Rajiformes	32
<i>Dipturus</i>	<i>intermedius</i>	(PARNELL, 1837)	Rajidae	Rajiformes	18
<i>Dipturus</i>	<i>johannisdavisi</i>	(ALCOCK, 1899)	Rajidae	Rajiformes	27
<i>Dipturus</i>	<i>kwangtungensis</i>	(CHU, 1960)	Rajidae	Rajiformes	35
<i>Dipturus</i>	<i>laevis</i>	(MITCHILL, 1818)	Rajidae	Rajiformes	86

<i>Dipturus</i>	<i>lamillai</i>	CONCHA, CAIRA, EBERT & POMPERT, 2019	Rajidae	Rajiformes	1
<i>Dipturus</i>	<i>lanceorostratus</i>	(WALLACE, 1967)	Rajidae	Rajiformes	18
<i>Dipturus</i>	<i>leptocaudus</i>	(KREFFT & STEHMANN, 1975)	Rajidae	Rajiformes	21
<i>Dipturus</i>	<i>macrocaudus</i>	(ISHIYAMA, 1955)	Rajidae	Rajiformes	25
<i>Dipturus</i>	<i>melanospilus</i>	LAST, WHITE & POGONOSKI, 2008	Rajidae	Rajiformes	9
<i>Dipturus</i>	<i>mennii</i>	GOMES & PARAGÓ, 2001	Rajidae	Rajiformes	20
<i>Dipturus</i>	<i>nidarosiensis</i>	(STORM, 1881)	Rajidae	Rajiformes	63
<i>Dipturus</i>	<i>olseni</i>	(BIGELOW & SCHROEDER, 1951)	Rajidae	Rajiformes	28
<i>Dipturus</i>	<i>oregoni</i>	(BIGELOW & SCHROEDER, 1958)	Rajidae	Rajiformes	15
<i>Dipturus</i>	<i>oxyrinchus</i>	(LINNAEUS, 1758)	Rajidae	Rajiformes	249
<i>Dipturus</i>	<i>pullopunctatus</i>	(SMITH, 1964)	Rajidae	Rajiformes	35
<i>Dipturus</i>	<i>queenslandicus</i>	LAST, WHITE & POGONOSKI, 2008	Rajidae	Rajiformes	8
<i>Dipturus</i>	<i>springeri</i>	(WALLACE, 1967)	Rajidae	Rajiformes	26
<i>Dipturus</i>	<i>stenorhynchus</i>	(WALLACE, 1967)	Rajidae	Rajiformes	17
<i>Dipturus</i>	<i>teevani</i>	(BIGELOW & SCHROEDER, 1951)	Rajidae	Rajiformes	39
<i>Dipturus</i>	<i>tengu</i>	(JORDAN & FOWLER, 1903)	Rajidae	Rajiformes	41
<i>Dipturus</i>	<i>trachydermus</i>	(KREFFT & STEHMANN, 1975)	Rajidae	Rajiformes	57
<i>Dipturus</i>	<i>wengi</i>	SÉRET & LAST, 2008	Rajidae	Rajiformes	8
<i>Dipturus</i>	<i>wuhanlingi</i>	JEONG & NAKABO, 2008	Rajidae	Rajiformes	7
<i>Hongoe</i>	<i>koreana</i>	(JEONG & NAKABO, 1997)	Rajidae	Rajiformes	15
<i>Leucoraja</i>	<i>circularis</i>	(COUCH, 1838)	Rajidae	Rajiformes	151
<i>Leucoraja</i>	<i>compagnoi</i>	(STEHMANN, 1995)	Rajidae	Rajiformes	15
<i>Leucoraja</i>	<i>elaineae</i>	EBERT & LESLIE, 2019	Rajidae	Rajiformes	1
<i>Leucoraja</i>	<i>erinacea</i>	(MITCHILL, 1825)	Rajidae	Rajiformes	420
<i>Leucoraja</i>	<i>fullonica</i>	(LINNAEUS, 1758)	Rajidae	Rajiformes	181
<i>Leucoraja</i>	<i>garmani</i>	(WHITLEY, 1939)	Rajidae	Rajiformes	65

<i>Leucoraja</i>	<i>lentiginosa</i>	(BIGELOW & SCHROEDER, 1951)	Rajidae	Rajiformes	27
<i>Leucoraja</i>	<i>leucosticta</i>	(STEHMANN, 1971)	Rajidae	Rajiformes	17
<i>Leucoraja</i>	<i>melitensis</i>	(CLARK, 1926)	Rajidae	Rajiformes	48
<i>Leucoraja</i>	<i>naevus</i>	(MÜLLER & HENLE, 1841)	Rajidae	Rajiformes	226
<i>Leucoraja</i>	<i>ocellata</i>	(MITCHILL, 1815)	Rajidae	Rajiformes	165
<i>Leucoraja</i>	<i>pristispina</i>	LAST, STEHMANN & SÉRET, 2008	Rajidae	Rajiformes	7
<i>Leucoraja</i>	<i>wallacei</i>	(HULLEY, 1970)	Rajidae	Rajiformes	38
<i>Leucoraja</i>	<i>yucatanensis</i>	(BIGELOW & SCHROEDER, 1950)	Rajidae	Rajiformes	22
<i>Malacoraja</i>	<i>kreffti</i>	(STEHMANN, 1977)	Rajidae	Rajiformes	20
<i>Malacoraja</i>	<i>obscura</i>	DE CARVALHO, GOMES & GADIG, 2005	Rajidae	Rajiformes	11
<i>Malacoraja</i>	<i>senta</i>	(GARMAN, 1885)	Rajidae	Rajiformes	79
<i>Malacoraja</i>	<i>spinacidermis</i>	(BARNARD, 1923)	Rajidae	Rajiformes	57
<i>Neoraja</i>	<i>africana</i>	(STEHMANN & SÉRET, 1983)	Rajidae	Rajiformes	17
<i>Neoraja</i>	<i>caerulea</i>	(STEHMANN, 1976)	Rajidae	Rajiformes	27
<i>Neoraja</i>	<i>carolinensis</i>	McEACHRAN & STEHMANN, 1984	Rajidae	Rajiformes	14
<i>Neoraja</i>	<i>iberica</i>	STEHMANN, SÉRET, COSTA & BARO, 2008	Rajidae	Rajiformes	17
<i>Neoraja</i>	<i>stehmanni</i>	(HULLEY, 1972)	Rajidae	Rajiformes	26
<i>Okamejei</i>	<i>acutispina</i>	(ISHIYAMA, 1958)	Rajidae	Rajiformes	26
<i>Okamejei</i>	<i>arafurensis</i>	LAST & GLEDHILL, 2008	Rajidae	Rajiformes	9
<i>Okamejei</i>	<i>boesemani</i>	(ISHIHARA, 1987)	Rajidae	Rajiformes	23
<i>Okamejei</i>	<i>cairae</i>	LAST, FAHMI & ISHIHARA, 2010	Rajidae	Rajiformes	10
<i>Okamejei</i>	<i>heemstrai</i>	(McEACHRAN & FECHHELM, 1982)	Rajidae	Rajiformes	15
<i>Okamejei</i>	<i>hollandi</i>	(JORDAN & RICHARDSON, 1909)	Rajidae	Rajiformes	37
<i>Okamejei</i>	<i>kenojei</i>	(MÜLLER & HENLE, 1841)	Rajidae	Rajiformes	152
<i>Okamejei</i>	<i>leptoura</i>	LAST & GLEDHILL, 2008	Rajidae	Rajiformes	7

<i>Okamejei</i>	<i>meerdervoortii</i>	(BLEEKER, 1860)	Rajidae	Rajiformes	39
<i>Okamejei</i>	<i>mengae</i>	JEONG, NAKABO & WU, 2007	Rajidae	Rajiformes	6
<i>Okamejei</i>	<i>ornata</i>	WEIGMANN, STEHMANN & THIEL, 2015	Rajidae	Rajiformes	7
<i>Okamejei</i>	<i>schmidti</i>	(ISHIYAMA, 1958)	Rajidae	Rajiformes	14
<i>Orbiraja</i>	<i>jensenae</i>	(LAST & LIM, 2010)	Rajidae	Rajiformes	10
<i>Orbiraja</i>	<i>philipi</i>	(LLOYD, 1906)	Rajidae	Rajiformes	13
<i>Orbiraja</i>	<i>powelli</i>	(ALCOCK, 1898)	Rajidae	Rajiformes	30
<i>Raja</i>	<i>africana</i>	CAPAPÉ, 1977	Rajidae	Rajiformes	18
<i>Raja</i>	<i>asterias</i>	DELAROCHE, 1809	Rajidae	Rajiformes	201
<i>Raja</i>	<i>brachyura</i>	LAFONT, 1873	Rajidae	Rajiformes	204
<i>Raja</i>	<i>clavata</i>	LINNAEUS, 1758	Rajidae	Rajiformes	721
<i>Raja</i>	<i>herwigi</i>	KREFFT, 1965	Rajidae	Rajiformes	19
<i>Raja</i>	<i>maderensis</i>	LOWE, 1838	Rajidae	Rajiformes	42
<i>Raja</i>	<i>microocellata</i>	MONTAGU, 1818	Rajidae	Rajiformes	138
<i>Raja</i>	<i>miraletus</i>	LINNAEUS, 1758	Rajidae	Rajiformes	272
<i>Raja</i>	<i>montagui</i>	FOWLER, 1910	Rajidae	Rajiformes	270
<i>Raja</i>	<i>ocellifera</i>	REGAN, 1906	Rajidae	Rajiformes	16
<i>Raja</i>	<i>parva</i>	LAST & SÉRET, 2016	Rajidae	Rajiformes	6
<i>Raja</i>	<i>pita</i>	FRICKE & AL-HASSAN, 1995	Rajidae	Rajiformes	13
<i>Raja</i>	<i>polystigma</i>	REGAN, 1923	Rajidae	Rajiformes	87
<i>Raja</i>	<i>radula</i>	DELAROCHE, 1809	Rajidae	Rajiformes	123
<i>Raja</i>	<i>straeleni</i>	POLL, 1951	Rajidae	Rajiformes	57
<i>Raja</i>	<i>undulata</i>	LACEPÈDE, 1802	Rajidae	Rajiformes	186
<i>Rajella</i>	<i>annandalei</i>	(WEBER, 1913)	Rajidae	Rajiformes	13
<i>Rajella</i>	<i>barnardi</i>	(NORMAN, 1935)	Rajidae	Rajiformes	44
<i>Rajella</i>	<i>bathyphila</i>	(HOLT & BYRNE, 1908)	Rajidae	Rajiformes	44

<i>Rajella</i>	<i>bigelowi</i>	(STEHMANN, 1978)	Rajidae	Rajiformes	54
<i>Rajella</i>	<i>caudaspinosa</i>	(VON BONDE & SWART, 1923)	Rajidae	Rajiformes	36
<i>Rajella</i>	<i>challengeri</i>	LAST & STEHMANN, 2008	Rajidae	Rajiformes	6
<i>Rajella</i>	<i>dissimilis</i>	(HULLEY, 1970)	Rajidae	Rajiformes	30
<i>Rajella</i>	<i>eisenhardti</i>	LONG & McCOSKER, 1999	Rajidae	Rajiformes	11
<i>Rajella</i>	<i>fuliginea</i>	(BIGELOW & SCHROEDER, 1954)	Rajidae	Rajiformes	26
<i>Rajella</i>	<i>fyllae</i>	(LÜTKEN, 1887)	Rajidae	Rajiformes	95
<i>Rajella</i>	<i>kukujevi</i>	(DOLGANOV, 1985)	Rajidae	Rajiformes	26
<i>Rajella</i>	<i>leoparda</i>	(VON BONDE & SWART, 1923)	Rajidae	Rajiformes	45
<i>Rajella</i>	<i>lintea</i>	(FRIES, 1838)	Rajidae	Rajiformes	75
<i>Rajella</i>	<i>nigerrima</i>	(DE BUEN, 1960)	Rajidae	Rajiformes	21
<i>Rajella</i>	<i>paucispinosa</i>	WEIGMANN, STEHMANN & THIEL, 2014	Rajidae	Rajiformes	7
<i>Rajella</i>	<i>purpuriventralis</i>	(BIGELOW & SCHROEDER, 1962)	Rajidae	Rajiformes	27
<i>Rajella</i>	<i>ravidula</i>	(HULLEY, 1970)	Rajidae	Rajiformes	30
<i>Rajella</i>	<i>sadowskii</i>	(KREFFT & STEHMANN, 1974)	Rajidae	Rajiformes	32
<i>Rostroraja</i>	<i>ackleyi</i>	GARMAN, 1881	Rajidae	Rajiformes	32
<i>Rostroraja</i>	<i>alba</i>	(LACÉPÈDE, 1803)	Rajidae	Rajiformes	197
<i>Rostroraja</i>	<i>bahamensis</i>	(BIGELOW & SCHROEDER, 1965)	Rajidae	Rajiformes	12
<i>Rostroraja</i>	<i>cervigoni</i>	(BIGELOW & SCHROEDER, 1964)	Rajidae	Rajiformes	24
<i>Rostroraja</i>	<i>eglanteria</i>	(LACEPÈDE (ex BOSCH), 1800)	Rajidae	Rajiformes	214
<i>Rostroraja</i>	<i>equatorialis</i>	(JORDAN & BOLLMAN, 1890)	Rajidae	Rajiformes	40
<i>Rostroraja</i>	<i>texana</i>	(CHANDLER, 1921)	Rajidae	Rajiformes	37
<i>Rostroraja</i>	<i>velezi</i>	(CHIRICHIGNO, 1973)	Rajidae	Rajiformes	58
<i>Spiniraja</i>	<i>whitleyi</i>	(IREDALE, 1938)	Rajidae	Rajiformes	44
<i>Zearaja</i>	<i>argentinensis</i>	(DÍAZ DE ASTARLOA, MABRAGAÑA, HANNER & FIGUEROA, 2008)	Rajidae	Rajiformes	10

<i>Zearaja</i>	<i>brevicaudata</i>	(MARINI, 1933)	Rajidae	Rajiformes	5
<i>Zearaja</i>	<i>maugeana</i>	LAST & GLEDHILL, 2007	Rajidae	Rajiformes	14
<i>Zearaja</i>	<i>nasuta</i>	(MÜLLER & HENLE, 1841)	Rajidae	Rajiformes	60
<i>Aetobatus</i>	<i>flagellum</i>	(BLOCH & SCHNEIDER, 1801)	Aetobatidae	Myliobatiformes	73
<i>Aetobatus</i>	<i>laticeps</i>	(GILL, 1865)	Aetobatidae	Myliobatiformes	21
<i>Aetobatus</i>	<i>narinari</i>	(EUPHRASEN, 1790)	Aetobatidae	Myliobatiformes	481
<i>Aetobatus</i>	<i>narutobiei</i>	WHITE, FURUMITSU & YAMAGUCHI, 2013	Aetobatidae	Myliobatiformes	8
<i>Aetobatus</i>	<i>ocellatus</i>	(KUHL, 1823)	Aetobatidae	Myliobatiformes	116
<i>Bathytoshia</i>	<i>brevicaudata</i>	(HUTTON, 1875)	Dasyatidae	Myliobatiformes	147
<i>Bathytoshia</i>	<i>centroura</i>	(MITCHILL, 1815)	Dasyatidae	Myliobatiformes	235
<i>Bathytoshia</i>	<i>lata</i>	(GARMAN, 1880)	Dasyatidae	Myliobatiformes	135
<i>Brevitrygon</i>	<i>heterura</i>	(BLEEKER, 1852)	Dasyatidae	Myliobatiformes	9
<i>Brevitrygon</i>	<i>imbricata</i>	(BLOCH & SCHNEIDER, 1801)	Dasyatidae	Myliobatiformes	100
<i>Brevitrygon</i>	<i>javaensis</i>	(LAST & WHITE, 2013)	Dasyatidae	Myliobatiformes	6
<i>Brevitrygon</i>	<i>walga</i>	(MÜLLER & HENLE, 1841)	Dasyatidae	Myliobatiformes	85
<i>Dasyatis</i>	<i>chrysonota</i>	(SMITH, 1828)	Dasyatidae	Myliobatiformes	38
<i>Dasyatis</i>	<i>gigantea</i>	(LINDBERG, 1930)	Dasyatidae	Myliobatiformes	11
<i>Dasyatis</i>	<i>hastata</i>	(DEKAY, 1842)	Dasyatidae	Myliobatiformes	35
<i>Dasyatis</i>	<i>hypostigma</i>	SANTOS & CARVALHO, 2004	Dasyatidae	Myliobatiformes	38
<i>Dasyatis</i>	<i>marmorata</i>	(STEINDACHNER, 1892)	Dasyatidae	Myliobatiformes	54
<i>Dasyatis</i>	<i>pastinaca</i>	(LINNAEUS, 1758)	Dasyatidae	Myliobatiformes	367
<i>Dasyatis</i>	<i>tortonesei</i>	CAPAPÉ, 1975	Dasyatidae	Myliobatiformes	37
<i>Fluvitrygon</i>	<i>kittipongi</i>	(VIDTHAYANON & ROBERTS, 2005)	Dasyatidae	Myliobatiformes	19
<i>Fluvitrygon</i>	<i>oxyrhynchus</i>	(SAUVAGE, 1878)	Dasyatidae	Myliobatiformes	51
<i>Fluvitrygon</i>	<i>signifer</i>	(COMPAGNO & ROBERTS, 1982)	Dasyatidae	Myliobatiformes	57
<i>Fontitrygon</i>	<i>colarensis</i>	(SANTOS, GOMES & CHARVET-ALMEIDA, 2004)	Dasyatidae	Myliobatiformes	13

<i>Fontitrygon</i>	<i>garouaensis</i>	(STAUCH & BLANC, 1962)	Dasyatidae	Myliobatiformes	28
<i>Fontitrygon</i>	<i>geijskesi</i>	(BOESEMAN, 1948)	Dasyatidae	Myliobatiformes	31
<i>Fontitrygon</i>	<i>margarita</i>	(GÜNTHER, 1870)	Dasyatidae	Myliobatiformes	50
<i>Fontitrygon</i>	<i>margaritella</i>	(COMPAGNO & ROBERTS, 1984)	Dasyatidae	Myliobatiformes	31
<i>Fontitrygon</i>	<i>ukpam</i>	(SMITH, 1863)	Dasyatidae	Myliobatiformes	26
<i>Hemitrygon</i>	<i>akajei</i>	(MÜLLER & HENLE, 1841)	Dasyatidae	Myliobatiformes	170
<i>Hemitrygon</i>	<i>bennettii</i>	(MÜLLER & HENLE, 1841)	Dasyatidae	Myliobatiformes	62
<i>Hemitrygon</i>	<i>fluviorum</i>	(OGILBY, 1908)	Dasyatidae	Myliobatiformes	75
<i>Hemitrygon</i>	<i>izuensis</i>	(NISHIDA & NAKAYA, 1988)	Dasyatidae	Myliobatiformes	18
<i>Hemitrygon</i>	<i>laevigata</i>	CHU, 1960	Dasyatidae	Myliobatiformes	14
<i>Hemitrygon</i>	<i>laosensis</i>	(ROBERTS & KARNASUTA, 1987)	Dasyatidae	Myliobatiformes	26
<i>Hemitrygon</i>	<i>longicauda</i>	(LAST & WHITE, 2013)	Dasyatidae	Myliobatiformes	9
<i>Hemitrygon</i>	<i>navarrae</i>	(STEINDACHNER, 1892)	Dasyatidae	Myliobatiformes	20
<i>Hemitrygon</i>	<i>parvonigra</i>	(LAST & WHITE, 2008)	Dasyatidae	Myliobatiformes	14
<i>Hemitrygon</i>	<i>sinensis</i>	(STEINDACHNER, 1892)	Dasyatidae	Myliobatiformes	13
<i>Himantura</i>	<i>australis</i>	LAST, WHITE & NAYLOR, 2016	Dasyatidae	Myliobatiformes	17
<i>Himantura</i>	<i>leoparda</i>	MANJAJI-MATSUMOTO & LAST, 2008	Dasyatidae	Myliobatiformes	46
<i>Himantura</i>	<i>uarnak</i>	(FORSSKÅL, 1775)	Dasyatidae	Myliobatiformes	274
<i>Himantura</i>	<i>undulata</i>	(BLEEKER, 1852)	Dasyatidae	Myliobatiformes	74
<i>Hypanus</i>	<i>americanus</i>	(HILDEBRAND & SCHROEDER, 1928)	Dasyatidae	Myliobatiformes	225
<i>Hypanus</i>	<i>dipterurus</i>	(JORDAN & GILBERT, 1880)	Dasyatidae	Myliobatiformes	124
<i>Hypanus</i>	<i>guttatus</i>	(BLOCH & SCHNEIDER, 1801)	Dasyatidae	Myliobatiformes	132
<i>Hypanus</i>	<i>longus</i>	(GARMAN, 1880)	Dasyatidae	Myliobatiformes	100
<i>Hypanus</i>	<i>marianae</i>	(GOMES, ROSA & GADIG, 2000)	Dasyatidae	Myliobatiformes	29
<i>Hypanus</i>	<i>rudis</i>	(GÜNTHER, 1870)	Dasyatidae	Myliobatiformes	17
<i>Hypanus</i>	<i>sabinus</i>	(LESUEUR, 1824)	Dasyatidae	Myliobatiformes	246

<i>Hypanus</i>	<i>say</i>	(LESUEUR, 1817)	Dasyatidae	Myliobatiformes	126
<i>Maculabatis</i>	<i>ambigua</i>	LAST, BOGORODSKY & ALPERMANN, 2016	Dasyatidae	Myliobatiformes	8
<i>Maculabatis</i>	<i>arabica</i>	MANJAJI- MATSUMOTO & LAST, 2016	Dasyatidae	Myliobatiformes	7
<i>Maculabatis</i>	<i>astra</i>	(LAST, MANJAJI- MATSUMOTO & POGONOSKI, 2008)	Dasyatidae	Myliobatiformes	28
<i>Maculabatis</i>	<i>bineeshi</i>	MANJAJI- MATSUMOTO & LAST, 2016	Dasyatidae	Myliobatiformes	6
<i>Maculabatis</i>	<i>gerrardi</i>	(GRAY, 1851)	Dasyatidae	Myliobatiformes	152
<i>Maculabatis</i>	<i>macrura</i>	(BLEEKER, 1852)	Dasyatidae	Myliobatiformes	7
<i>Maculabatis</i>	<i>pastinacoides</i>	(BLEEKER, 1852)	Dasyatidae	Myliobatiformes	44
<i>Maculabatis</i>	<i>randalli</i>	(LAST, MANJAJI- MATSUMOTO & MOORE, 2012)	Dasyatidae	Myliobatiformes	14
<i>Maculabatis</i>	<i>toshi</i>	(WHITLEY, 1939)	Dasyatidae	Myliobatiformes	43
<i>Makararaja</i>	<i>chindwinensis</i>	ROBERTS, 2007	Dasyatidae	Myliobatiformes	8
<i>Megatrygon</i>	<i>microps</i>	(ANNANDALE, 1908)	Dasyatidae	Myliobatiformes	58
<i>Neotrygon</i>	<i>annotata</i>	(LAST, 1987)	Dasyatidae	Myliobatiformes	35
<i>Neotrygon</i>	<i>australiae</i>	LAST, WHITE & SÉRET, 2016	Dasyatidae	Myliobatiformes	11
<i>Neotrygon</i>	<i>bobwardi</i>	BORSA, ARLYZA, HOAREAU & SHEN, 2017	Dasyatidae	Myliobatiformes	1
<i>Neotrygon</i>	<i>caeruleopunctata</i>	LAST, WHITE & SÉRET, 2016	Dasyatidae	Myliobatiformes	15
<i>Neotrygon</i>	<i>indica</i>	PAVAN-KUMAR, KUMAR, PITALE, SHEN & BORSA, 2018	Dasyatidae	Myliobatiformes	6
<i>Neotrygon</i>	<i>kuhlii</i>	(MÜLLER & HENLE, 1841)	Dasyatidae	Myliobatiformes	257
<i>Neotrygon</i>	<i>leylandi</i>	(LAST, 1987)	Dasyatidae	Myliobatiformes	31
<i>Neotrygon</i>	<i>malaccensis</i>	BORSA, ARLYZA, HOAREAU & SHEN, 2017	Dasyatidae	Myliobatiformes	1
<i>Neotrygon</i>	<i>moluccensis</i>	BORSA, ARLYZA, HOAREAU & SHEN, 2017	Dasyatidae	Myliobatiformes	1
<i>Neotrygon</i>	<i>ningalooensis</i>	LAST, WHITE, & PUCKRIDGE, 2010	Dasyatidae	Myliobatiformes	10
<i>Neotrygon</i>	<i>orientale</i>	LAST, WHITE & SÉRET, 2016	Dasyatidae	Myliobatiformes	11

<i>Neotrygon</i>	<i>picta</i>	LAST & WHITE, 2008	Dasyatidae	Myliobatiformes	22
<i>Neotrygon</i>	<i>trigonoides</i>	(CASTELNAU, 1873)	Dasyatidae	Myliobatiformes	13
<i>Neotrygon</i>	<i>vali</i>	BORSA, 2017	Dasyatidae	Myliobatiformes	2
<i>Neotrygon</i>	<i>varidens</i>	(GARMAN, 1885)	Dasyatidae	Myliobatiformes	10
<i>Neotrygon</i>	<i>westpapuensis</i>	BORSA, ARLYZA, HOAREAU & SHEN, 2017	Dasyatidae	Myliobatiformes	3
<i>Pastinachus</i>	<i>ater</i>	(MACLEAY, 1883)	Dasyatidae	Myliobatiformes	68
<i>Pastinachus</i>	<i>gracilicaudus</i>	LAST & MANJAJI- MATSUMOTO, 2010	Dasyatidae	Myliobatiformes	15
<i>Pastinachus</i>	<i>sephen</i>	(FORSSKÅL, 1775)	Dasyatidae	Myliobatiformes	275
<i>Pastinachus</i>	<i>solocirostris</i>	LAST, MANJAJI & YEARSLEY, 2005	Dasyatidae	Myliobatiformes	23
<i>Pastinachus</i>	<i>stellurostris</i>	LAST, FAHMI & NAYLOR, 2010	Dasyatidae	Myliobatiformes	11
<i>Pateobatis</i>	<i>bleekeri</i>	(BLYTH, 1860)	Dasyatidae	Myliobatiformes	55
<i>Pateobatis</i>	<i>fai</i>	(JORDAN & SEALE, 1906)	Dasyatidae	Myliobatiformes	123
<i>Pateobatis</i>	<i>hortlei</i>	(LAST, MANJAJI- MATSUMOTO & KAILOLA, 2006)	Dasyatidae	Myliobatiformes	17
<i>Pateobatis</i>	<i>jenkinsii</i>	(ANNANDALE, 1909)	Dasyatidae	Myliobatiformes	91
<i>Pateobatis</i>	<i>uarnacoides</i>	(BLEEKER, 1852)	Dasyatidae	Myliobatiformes	71
<i>Pteroplatytrygon</i>	<i>violacea</i>	(BONAPARTE, 1832)	Dasyatidae	Myliobatiformes	305
<i>Taeniura</i>	<i>lessoni</i>	LAST, WHITE & NAYLOR, 2016	Dasyatidae	Myliobatiformes	8
<i>Taeniura</i>	<i>lymma</i>	(FORSSKÅL, 1775)	Dasyatidae	Myliobatiformes	231
<i>Taeniurops</i>	<i>grabatus</i>	(GEOFFROY SAINT- HILAIRE, 1817)	Dasyatidae	Myliobatiformes	76
<i>Taeniurops</i>	<i>meyeni</i>	(MÜLLER & HENLE, 1841)	Dasyatidae	Myliobatiformes	170
<i>Telatrygon</i>	<i>acutirostra</i>	(NISHIDA & NAKAYA, 1988)	Dasyatidae	Myliobatiformes	29
<i>Telatrygon</i>	<i>biasa</i>	LAST, WHITE & NAYLOR, 2016	Dasyatidae	Myliobatiformes	9
<i>Telatrygon</i>	<i>crozieri</i>	(BLYTH, 1860)	Dasyatidae	Myliobatiformes	4
<i>Telatrygon</i>	<i>zugei</i>	(MÜLLER & HENLE, 1841)	Dasyatidae	Myliobatiformes	123
<i>Urogymnus</i>	<i>acanthobothrium</i>	LAST, WHITE & KYNE, 2016	Dasyatidae	Myliobatiformes	8
<i>Urogymnus</i>	<i>asperrimus</i>	(BLOCH & SCHNEIDER, 1801)	Dasyatidae	Myliobatiformes	153

<i>Urogymnus</i>	<i>dalyensis</i>	(LAST & MANJAJI-MATSUMOTO, 2008)	Dasyatidae	Myliobatiformes	22
<i>Urogymnus</i>	<i>granulatus</i>	(MACLEAY, 1883)	Dasyatidae	Myliobatiformes	97
<i>Urogymnus</i>	<i>lobistoma</i>	(MANJAJI-MATSUMOTO & LAST, 2006)	Dasyatidae	Myliobatiformes	18
<i>Urogymnus</i>	<i>polylepis</i>	(BLEEKER, 1852)	Dasyatidae	Myliobatiformes	61
<i>Gymnura</i>	<i>altavela</i>	(LINNAEUS, 1758)	Gymnuridae	Myliobatiformes	223
<i>Gymnura</i>	<i>australis</i>	(RAMSAY & OGILBY, 1886)	Gymnuridae	Myliobatiformes	47
<i>Gymnura</i>	<i>crebripunctata</i>	(PETERS, 1869)	Gymnuridae	Myliobatiformes	37
<i>Gymnura</i>	<i>japonica</i>	(TEMMINCK & SCHLEGEL, 1850)	Gymnuridae	Myliobatiformes	74
<i>Gymnura</i>	<i>lessae</i>	YOKOTA & DE CARVALHO, 2017	Gymnuridae	Myliobatiformes	3
<i>Gymnura</i>	<i>marmorata</i>	(COOPER, 1864)	Gymnuridae	Myliobatiformes	91
<i>Gymnura</i>	<i>micrura</i>	(BLOCH & SCHNEIDER, 1801)	Gymnuridae	Myliobatiformes	172
<i>Gymnura</i>	<i>natalensis</i>	(GILCHRIST & THOMPSON, 1911)	Gymnuridae	Myliobatiformes	34
<i>Gymnura</i>	<i>poecilura</i>	(SHAW, 1804)	Gymnuridae	Myliobatiformes	104
<i>Gymnura</i>	<i>sereti</i>	YOKOTA & DE CARVALHO, 2017	Gymnuridae	Myliobatiformes	3
<i>Gymnura</i>	<i>tentaculata</i>	(MÜLLER & HENLE, 1841)	Gymnuridae	Myliobatiformes	28
<i>Gymnura</i>	<i>zonura</i>	(BLEEKER, 1852)	Gymnuridae	Myliobatiformes	46
<i>Hexatrygon</i>	<i>bickelli</i>	HEEMSTRA & SMITH, 1980	Hexatrygonidae	Myliobatiformes	57
<i>Mobula</i>	<i>alfredi</i>	(KREFFT, 1868)	Mobulidae	Myliobatiformes	142
<i>Mobula</i>	<i>birostris</i>	(WALBAUM, 1792)	Mobulidae	Myliobatiformes	416
<i>Mobula</i>	<i>eregoodoo</i>	(CANTOR, 1849)	Mobulidae	Myliobatiformes	126
<i>Mobula</i>	<i>hypostoma</i>	(BANCROFT, 1831)	Mobulidae	Myliobatiformes	139
<i>Mobula</i>	<i>kuhlii</i>	(MÜLLER & HENLE, 1841)	Mobulidae	Myliobatiformes	98
<i>Mobula</i>	<i>mobular</i>	(BONNATERRE, 1788)	Mobulidae	Myliobatiformes	356
<i>Mobula</i>	<i>munkiana</i>	NOTARBARTOLO DI SCIARA, 1987	Mobulidae	Myliobatiformes	59
<i>Mobula</i>	<i>tarapacana</i>	(PHILIPPI, 1892)	Mobulidae	Myliobatiformes	154
<i>Mobula</i>	<i>thurstoni</i>	(LLOYD, 1908)	Mobulidae	Myliobatiformes	151

<i>Aetomylaeus</i>	<i>asperrimus</i>	(GILBERT, 1898)	Myliobatidae	Myliobatiformes	22
<i>Aetomylaeus</i>	<i>bovinus</i>	(GEOFFROY SAINT-HILAIRE, 1817)	Myliobatidae	Myliobatiformes	157
<i>Aetomylaeus</i>	<i>caeruleofasciatus</i>	WHITE, LAST & BAJE, 2015	Myliobatidae	Myliobatiformes	9
<i>Aetomylaeus</i>	<i>maculatus</i>	(GRAY, 1834)	Myliobatidae	Myliobatiformes	78
<i>Aetomylaeus</i>	<i>milvus</i>	(MÜLLER & HENLE, 1841)	Myliobatidae	Myliobatiformes	47
<i>Aetomylaeus</i>	<i>nichofii</i>	(BLOCH & SCHNEIDER, 1801)	Myliobatidae	Myliobatiformes	134
<i>Aetomylaeus</i>	<i>vespertilio</i>	(BLEEKER, 1852)	Myliobatidae	Myliobatiformes	69
<i>Myliobatis</i>	<i>aquila</i>	(LINNAEUS, 1758)	Myliobatidae	Myliobatiformes	291
<i>Myliobatis</i>	<i>californica</i>	GILL, 1865	Myliobatidae	Myliobatiformes	158
<i>Myliobatis</i>	<i>chilensis</i>	PHILIPPI, 1892	Myliobatidae	Myliobatiformes	28
<i>Myliobatis</i>	<i>freminvillei</i>	LESUEUR, 1824	Myliobatidae	Myliobatiformes	111
<i>Myliobatis</i>	<i>goodei</i>	GARMAN, 1885	Myliobatidae	Myliobatiformes	91
<i>Myliobatis</i>	<i>hamlyni</i>	OGILBY, 1911	Myliobatidae	Myliobatiformes	25
<i>Myliobatis</i>	<i>longirostris</i>	APPLEGATE & FITCH, 1964	Myliobatidae	Myliobatiformes	38
<i>Myliobatis</i>	<i>peruvianus</i>	GARMAN, 1913	Myliobatidae	Myliobatiformes	23
<i>Myliobatis</i>	<i>ridens</i>	RUOCCO, LUCIFORA, DE ASTARLOA, MABRAGAÑA & DELPIANI, 2012	Myliobatidae	Myliobatiformes	17
<i>Myliobatis</i>	<i>tenuicaudatus</i>	HECTOR, 1877	Myliobatidae	Myliobatiformes	98
<i>Myliobatis</i>	<i>tobijeii</i>	BLEEKER, 1854	Myliobatidae	Myliobatiformes	66
<i>Plesiobatis</i>	<i>daviesi</i>	(WALLACE, 1967)	Plesiobatididae	Myliobatiformes	82
<i>Styracura</i>	<i>pacifica</i>	(BEEBE & TEE-VAN, 1941)	Potamotrygonidae	Myliobatiformes	38
<i>Styracura</i>	<i>schmardae</i>	(WERNER, 1904)	Potamotrygonidae	Myliobatiformes	70
<i>Rhinoptera</i>	<i>bonasus</i>	(MITCHILL, 1815)	Rhinopteridae	Myliobatiformes	285
<i>Rhinoptera</i>	<i>brasiliensis</i>	MÜLLER, 1836	Rhinopteridae	Myliobatiformes	62
<i>Rhinoptera</i>	<i>javanica</i>	MÜLLER & HENLE, 1841	Rhinopteridae	Myliobatiformes	144
<i>Rhinoptera</i>	<i>jayakari</i>	BOULENGER, 1895	Rhinopteridae	Myliobatiformes	46

<i>Rhinoptera</i>	<i>marginata</i>	(GEOFFROY SAINT-HILAIRE, 1817)	Rhinopteridae	Myliobatiformes	70
<i>Rhinoptera</i>	<i>neglecta</i>	OGILBY, 1912	Rhinopteridae	Myliobatiformes	41
<i>Rhinoptera</i>	<i>pelei</i>	BLEEKER, 1863	Rhinopteridae	Myliobatiformes	12
<i>Rhinoptera</i>	<i>steindachneri</i>	EVERMANN & JENKINS, 1891	Rhinopteridae	Myliobatiformes	86
<i>Spinilophus</i>	<i>armatus</i>	(MÜLLER & HENLE, 1841)	Urolophidae	Myliobatiformes	27
<i>Trygonoptera</i>	<i>galba</i>	LAST & YEARSLEY, 2008	Urolophidae	Myliobatiformes	7
<i>Trygonoptera</i>	<i>imitata</i>	YEARSLEY, LAST & GOMON, 2008	Urolophidae	Myliobatiformes	12
<i>Trygonoptera</i>	<i>mucosa</i>	(WHITLEY, 1939)	Urolophidae	Myliobatiformes	23
<i>Trygonoptera</i>	<i>ovalis</i>	LAST & GOMON, 1987	Urolophidae	Myliobatiformes	16
<i>Trygonoptera</i>	<i>personata</i>	LAST & GOMON, 1987	Urolophidae	Myliobatiformes	21
<i>Trygonoptera</i>	<i>testacea</i>	MÜLLER & HENLE, 1841	Urolophidae	Myliobatiformes	65
<i>Urolophus</i>	<i>aurantiacus</i>	MÜLLER & HENLE, 1841	Urolophidae	Myliobatiformes	47
<i>Urolophus</i>	<i>bucculentus</i>	MACLEAY, 1884	Urolophidae	Myliobatiformes	37
<i>Urolophus</i>	<i>circularis</i>	McKAY, 1966	Urolophidae	Myliobatiformes	13
<i>Urolophus</i>	<i>cruciatus</i>	(LACEPÈDE, 1804)	Urolophidae	Myliobatiformes	56
<i>Urolophus</i>	<i>deforgesii</i>	SÉRET & LAST, 2003	Urolophidae	Myliobatiformes	10
<i>Urolophus</i>	<i>expansus</i>	MCCULLOCH, 1916	Urolophidae	Myliobatiformes	26
<i>Urolophus</i>	<i>flavomosaicus</i>	LAST & GOMON, 1987	Urolophidae	Myliobatiformes	17
<i>Urolophus</i>	<i>gigas</i>	SCOTT, 1954	Urolophidae	Myliobatiformes	17
<i>Urolophus</i>	<i>javanicus</i>	(MARTENS, 1864)	Urolophidae	Myliobatiformes	14
<i>Urolophus</i>	<i>kaianus</i>	GÜNTHER, 1880	Urolophidae	Myliobatiformes	12
<i>Urolophus</i>	<i>kapalensis</i>	YEARSLEY & LAST, 2006	Urolophidae	Myliobatiformes	12
<i>Urolophus</i>	<i>lobatus</i>	MCKAY, 1966	Urolophidae	Myliobatiformes	22
<i>Urolophus</i>	<i>mitosis</i>	LAST & GOMON, 1987	Urolophidae	Myliobatiformes	12
<i>Urolophus</i>	<i>neocaledoniensis</i>	SÉRET & LAST, 2003	Urolophidae	Myliobatiformes	10
<i>Urolophus</i>	<i>orarius</i>	LAST & GOMON, 1987	Urolophidae	Myliobatiformes	12

<i>Urolophus</i>	<i>papilio</i>	SÉRET & LAST, 2003	Urolophidae	Myliobatiformes	8
<i>Urolophus</i>	<i>paucimaculatus</i>	DIXON, 1969	Urolophidae	Myliobatiformes	47
<i>Urolophus</i>	<i>piperatus</i>	SÉRET & LAST, 2003	Urolophidae	Myliobatiformes	14
<i>Urolophus</i>	<i>sufflavus</i>	WHITLEY, 1929	Urolophidae	Myliobatiformes	19
<i>Urolophus</i>	<i>viridis</i>	MCCULLOCH, 1916	Urolophidae	Myliobatiformes	27
<i>Urolophus</i>	<i>westraliensis</i>	LAST & GOMON, 1987	Urolophidae	Myliobatiformes	16
<i>Urobatis</i>	<i>concentricus</i>	OSBURN & NICHOLS, 1916	Urotrygonidae	Myliobatiformes	35
<i>Urobatis</i>	<i>halleri</i>	(COOPER, 1863)	Urotrygonidae	Myliobatiformes	199
<i>Urobatis</i>	<i>jamaicensis</i>	(CUVIER, 1816)	Urotrygonidae	Myliobatiformes	142
<i>Urobatis</i>	<i>maculatus</i>	GARMAN, 1913	Urotrygonidae	Myliobatiformes	36
<i>Urobatis</i>	<i>marmoratus</i>	(PHILIPPI, 1892)	Urotrygonidae	Myliobatiformes	12
<i>Urobatis</i>	<i>pardalis</i>	DEL MORAL-FLORES, ANGULO, LÓPEZ & BUSSING, 2015	Urotrygonidae	Myliobatiformes	6
<i>Urobatis</i>	<i>tumbesensis</i>	(CHIRICHIGNO & McEACHRAN, 1979)	Urotrygonidae	Myliobatiformes	25
<i>Urotrygon</i>	<i>aspidura</i>	(JORDAN & GILBERT, 1882)	Urotrygonidae	Myliobatiformes	62
<i>Urotrygon</i>	<i>chilensis</i>	(GÜNTHER, 1872)	Urotrygonidae	Myliobatiformes	76
<i>Urotrygon</i>	<i>cimar</i>	LÓPEZ & BUSSING, 1998	Urotrygonidae	Myliobatiformes	17
<i>Urotrygon</i>	<i>microphthalmum</i>	DELSMAN, 1941	Urotrygonidae	Myliobatiformes	38
<i>Urotrygon</i>	<i>munda</i>	GILL, 1863	Urotrygonidae	Myliobatiformes	78
<i>Urotrygon</i>	<i>nana</i>	MIYAKE & McEACHRAN, 1988	Urotrygonidae	Myliobatiformes	34
<i>Urotrygon</i>	<i>reticulata</i>	MIYAKE & McEACHRAN, 1988	Urotrygonidae	Myliobatiformes	17
<i>Urotrygon</i>	<i>rogersi</i>	(JORDAN & STARKS, 1895)	Urotrygonidae	Myliobatiformes	75
<i>Urotrygon</i>	<i>simulatrix</i>	MIYAKE & McEACHRAN, 1988	Urotrygonidae	Myliobatiformes	19
<i>Urotrygon</i>	<i>venezuelae</i>	SCHULTZ, 1949	Urotrygonidae	Myliobatiformes	37

3.3.3.4 "Top 20" most studied ray and skate species

Genus	Species	Author	Family	Order	No of records
<i>Raja</i>	<i>clavata</i>	LINNAEUS, 1758	Rajidae	Rajiformes	721
<i>Aetobatus</i>	<i>narinari</i>	(EUPHRASEN, 1790)	Aetobatidae	Myliobatiformes	481
<i>Pristis</i>	<i>pristis</i>	(LINNAEUS, 1758)	Pristidae	Rhinopristiformes	479
<i>Leucoraja</i>	<i>erinacea</i>	(MITCHILL, 1825)	Rajidae	Rajiformes	420
<i>Mobula</i>	<i>birostris</i>	(WALBAUM, 1792)	Mobulidae	Myliobatiformes	416
<i>Torpedo</i>	<i>marmorata</i>	RISSO, 1810	Torpedinidae	Torpediniformes	387
<i>Dasyatis</i>	<i>pastinaca</i>	(LINNAEUS, 1758)	Dasyatidae	Myliobatiformes	367
<i>Mobula</i>	<i>mobular</i>	(BONNATERRE, 1788)	Mobulidae	Myliobatiformes	356
<i>Amblyraja</i>	<i>radiata</i>	(DONOVAN, 1808)	Rajidae	Rajiformes	322
<i>Dipturus</i>	<i>batis</i>	(LINNAEUS, 1758)	Rajidae	Rajiformes	310
<i>Pteroplatytrygon</i>	<i>violacea</i>	(BONAPARTE, 1832)	Dasyatidae	Myliobatiformes	305
<i>Pristis</i>	<i>pectinata</i>	LATHAM, 1794	Pristidae	Rhinopristiformes	304
<i>Myliobatis</i>	<i>aquila</i>	(LINNAEUS, 1758)	Myliobatidae	Myliobatiformes	291
<i>Rhinoptera</i>	<i>bonasus</i>	(MITCHILL, 1815)	Rhinopteridae	Myliobatiformes	285
<i>Pastinachus</i>	<i>sephen</i>	(FORSSKÅL, 1775)	Dasyatidae	Myliobatiformes	275
<i>Himantura</i>	<i>uarnak</i>	(FORSSKÅL, 1775)	Dasyatidae	Myliobatiformes	274
<i>Raja</i>	<i>miraletus</i>	LINNAEUS, 1758	Rajidae	Rajiformes	272
<i>Raja</i>	<i>montagui</i>	FOWLER, 1910	Rajidae	Rajiformes	270
<i>Tetronarce</i>	<i>nobiliana</i>	(BONAPARTE, 1835)	Torpedinidae	Torpediniformes	258
<i>Neotrygon</i>	<i>kuhlii</i>	(MÜLLER & HENLE, 1841)	Dasyatidae	Myliobatiformes	257

Order/Family	Number of Species	Number of Records
Myliobatiformes	198	13485
Aetobatidae	5	699
Dasyatidae	97	6301
Gymnuridae	12	862
Hexatrygonidae	1	57
Mobulidae	9	1641
Myliobatidae	18	1462
Plesiobatididae	1	82
Potamotrygonidae	38	1316
Rhinopteridae	8	746
Urolophidae	28	619
Urotrygonidae	17	908
Rajiformes	332	14058
Anacanthobatidae	14	242
Arhynchobatidae	106	3291
Gurgesiellidae	19	467
Rajidae	157	8850
Rhinopristiformes	71	4504
Glaucostegidae	6	611
Platyrrhinidae	5	183
Pristidae	5	1229
Rhinidae	10	621
Rhinobatidae	35	1286
Trygonorrhinidae	8	510
Zanobatidae	2	64
Torpediniformes	61	2815
Hypnidae	1	54
Narcinidae	32	990
Narkidae	9	342
Torpedinidae	19	1429
Total:	662	34862

3.3.3.5 Complete list of taxonomically valid chimaeriform species

Genus	Species	Author	Family	No of records
<i>Callorhinchus</i>	<i>callorynchus</i>	(LINNAEUS, 1758)	Callorhinchidae	121
<i>Callorhinchus</i>	<i>capensis</i>	DUMÉRIL, 1865	Callorhinchidae	50
<i>Callorhinchus</i>	<i>milii</i>	BORY DE SAINT-VINCENT, 1823	Callorhinchidae	173
<i>Chimaera</i>	<i>argiloba</i>	LAST, WHITE & POGONOSKI, 2008	Chimaeridae	4
<i>Chimaera</i>	<i>bahamaensis</i>	KEMPER, EBERT, DIDIER & COMPAGNO, 2010	Chimaeridae	4
<i>Chimaera</i>	<i>buccanigella</i>	CLERKIN, EBERT & KEMPER, 2017	Chimaeridae	1
<i>Chimaera</i>	<i>carophila</i>	KEMPER, EBERT, NAYLOR & DIDIER, 2015	Chimaeridae	8
<i>Chimaera</i>	<i>cubana</i>	HOWELL RIVERO, 1936	Chimaeridae	19
<i>Chimaera</i>	<i>didierae</i>	CLERKIN, EBERT & KEMPER, 2017	Chimaeridae	1
<i>Chimaera</i>	<i>fulva</i>	DIDIER, LAST & WHITE, 2008	Chimaeridae	8
<i>Chimaera</i>	<i>jordani</i>	TANAKA, 1905	Chimaeridae	10
<i>Chimaera</i>	<i>lignaria</i>	DIDIER, 2002	Chimaeridae	22
<i>Chimaera</i>	<i>macrospina</i>	DIDIER, LAST & WHITE, 2008	Chimaeridae	6
<i>Chimaera</i>	<i>monstrosa</i>	LINNAEUS, 1758	Chimaeridae	313
<i>Chimaera</i>	<i>notafricana</i>	KEMPER, EBERT, COMPAGNO & DIDIER, 2010	Chimaeridae	9
<i>Chimaera</i>	<i>obscura</i>	DIDIER, LAST & WHITE, 2008	Chimaeridae	4
<i>Chimaera</i>	<i>ogilbyi</i>	WAITE, 1898	Chimaeridae	60
<i>Chimaera</i>	<i>opalescens</i>	LUCHETTI, IGLÉSIAS & SELLOS, 2011	Chimaeridae	12
<i>Chimaera</i>	<i>orientalis</i>	ANGULO, LÓPEZ, BUSSING & MURASE, 2014	Chimaeridae	6
<i>Chimaera</i>	<i>owstoni</i>	TANAKA, 1905	Chimaeridae	10
<i>Chimaera</i>	<i>panthera</i>	DIDIER, 1998	Chimaeridae	11
<i>Chimaera</i>	<i>phantasma</i>	JORDAN & SNYDER, 1900	Chimaeridae	60
<i>Chimaera</i>	<i>willwatchi</i>	CLERKIN, EBERT & KEMPER, 2017	Chimaeridae	1

<i>Hydrolagus</i>	<i>affinis</i>	(DE BRITO CAPELLO, 1868)	Chimaeridae	84
<i>Hydrolagus</i>	<i>africanus</i>	(GILCHRIST, 1922)	Chimaeridae	28
<i>Hydrolagus</i>	<i>alberti</i>	BIGELOW & SCHROEDER, 1951	Chimaeridae	28
<i>Hydrolagus</i>	<i>alphus</i>	QUARANTA, DIDIER, LONG & EBERT, 2006	Chimaeridae	5
<i>Hydrolagus</i>	<i>barbouri</i>	(GARMAN, 1908)	Chimaeridae	27
<i>Hydrolagus</i>	<i>bemisi</i>	DIDIER, 2002	Chimaeridae	21
<i>Hydrolagus</i>	<i>colliei</i>	(LAY & BENNETT, 1839)	Chimaeridae	189
<i>Hydrolagus</i>	<i>deani</i>	(SMITH & RADCLIFFE, 1912)	Chimaeridae	3
<i>Hydrolagus</i>	<i>eidolon</i>	(JORDAN & HUBBS, 1925)	Chimaeridae	3
<i>Hydrolagus</i>	<i>erithacus</i>	WALOVICH, EBERT & KEMPER, 2017	Chimaeridae	1
<i>Hydrolagus</i>	<i>homonycteris</i>	DIDIER, 2008	Chimaeridae	12
<i>Hydrolagus</i>	<i>lusitanicus</i>	MOURA, FIGUEIREDO, BORDALO-MACHADO, ALMEIDA & GORDO, 2005	Chimaeridae	10
<i>Hydrolagus</i>	<i>macrophthalmus</i>	DE BUEN, 1959	Chimaeridae	21
<i>Hydrolagus</i>	<i>marmoratus</i>	DIDIER, 2008	Chimaeridae	5
<i>Hydrolagus</i>	<i>matallanasi</i>	SOTO & VOOREN, 2004	Chimaeridae	7
<i>Hydrolagus</i>	<i>mccoskeri</i>	BARNETT, DIDIER, LONG & EBERT, 2006	Chimaeridae	5
<i>Hydrolagus</i>	<i>melanophasma</i>	JAMES & EBERT & LONG & DIDIER, 2009	Chimaeridae	16
<i>Hydrolagus</i>	<i>mirabilis</i>	(COLLETT, 1904)	Chimaeridae	48
<i>Hydrolagus</i>	<i>mitsukurii</i>	(JORDAN & SNYDER, 1904)	Chimaeridae	28
<i>Hydrolagus</i>	<i>novaezealandiae</i>	(FOWLER, 1911)	Chimaeridae	38
<i>Hydrolagus</i>	<i>pallidus</i>	HARDY & STEHMANN, 1990	Chimaeridae	32
<i>Hydrolagus</i>	<i>purpurescens</i>	(GILBERT, 1905)	Chimaeridae	23
<i>Hydrolagus</i>	<i>trolli</i>	DIDIER & SÉRET, 2002	Chimaeridae	20
<i>Harriotta</i>	<i>chaetirhamphus</i>	(TANAKA, 1909)	Rhinochimaeridae	4
<i>Harriotta</i>	<i>raleighana</i>	GOODE & BEAN, 1895	Rhinochimaeridae	150
<i>Neoharriotta</i>	<i>carri</i>	BULLIS & CARPENTER, 1966	Rhinochimaeridae	18

<i>Neoharriotta</i>	<i>pinnata</i>	(SCHNAKENBECK, 1931)	Rhinochimaeridae	42
<i>Neoharriotta</i>	<i>pumila</i>	DIDIER & STEHMANN, 1996	Rhinochimaeridae	11
<i>Rhinochimaera</i>	<i>africana</i>	COMPAGNO, STEHMANN & EBERT, 1990	Rhinochimaeridae	28
<i>Rhinochimaera</i>	<i>atlantica</i>	HOLT & BYRNE, 1909	Rhinochimaeridae	53
<i>Rhinochimaera</i>	<i>pacifica</i>	(MITSUKURI, 1895)	Rhinochimaeridae	69

3.3.3.6 "Top 20" most studied chimaeriform species

Genus	Species	Author	Family	No of records
<i>Chimaera</i>	<i>monstrosa</i>	LINNAEUS, 1758	Chimaeridae	313
<i>Hydrolagus</i>	<i>colliei</i>	(LAY & BENNETT, 1839)	Chimaeridae	189
<i>Callorhinchus</i>	<i>milii</i>	BORY DE SAINT-VINCENT, 1823	Callorhinchidae	173
<i>Harriotta</i>	<i>raleighana</i>	GOODE & BEAN, 1895	Rhinochimaeridae	150
<i>Callorhinchus</i>	<i>callorynchus</i>	(LINNAEUS, 1758)	Callorhinchidae	121
<i>Hydrolagus</i>	<i>affinis</i>	(DE BRITO CAPELLO, 1868)	Chimaeridae	84
<i>Rhinochimaera</i>	<i>pacifica</i>	(MITSUKURI, 1895)	Rhinochimaeridae	69
<i>Chimaera</i>	<i>ogilbyi</i>	WAITE, 1898	Chimaeridae	60
<i>Chimaera</i>	<i>phantasma</i>	JORDAN & SNYDER, 1900	Chimaeridae	60
<i>Rhinochimaera</i>	<i>atlantica</i>	HOLT & BYRNE, 1909	Rhinochimaeridae	53
<i>Callorhinchus</i>	<i>capensis</i>	DUMÉRIL, 1865	Callorhinchidae	50
<i>Hydrolagus</i>	<i>mirabilis</i>	(COLLETT, 1904)	Chimaeridae	48
<i>Neoharriotta</i>	<i>pinnata</i>	(SCHNAKENBECK, 1931)	Rhinochimaeridae	42
<i>Hydrolagus</i>	<i>novaezealandiae</i>	(FOWLER, 1911)	Chimaeridae	38
<i>Hydrolagus</i>	<i>pallidus</i>	HARDY & STEHMANN, 1990	Chimaeridae	32
<i>Hydrolagus</i>	<i>africanus</i>	(GILCHRIST, 1922)	Chimaeridae	28
<i>Hydrolagus</i>	<i>alberti</i>	BIGELOW & SCHROEDER, 1951	Chimaeridae	28
<i>Hydrolagus</i>	<i>mitsukurii</i>	(JORDAN & SNYDER, 1904)	Chimaeridae	28
<i>Rhinochimaera</i>	<i>africana</i>	COMPAGNO, STEHMANN & EBERT, 1990	Rhinochimaeridae	28
<i>Hydrolagus</i>	<i>barbouri</i>	(GARMAN, 1908)	Chimaeridae	27

Order/Family	Number of Species	Number of Records
Chimaeriformes	54	1942
Callorhynchidae	3	344
Chimaeridae	43	1223
Rhinochimaeridae	8	375
Total:	54	1942

3.3.4 Papers of new extant genera/species



WHITE, W.T. & KYNE, P.M. & HARRIS, M. (2019): Lost before found: A new species of whaler shark *Carcharhinus obsolerus* from the Western Central Pacific known only from historic records. *PLoS ONE*, 14 (1): e0209387

New species: *Carcharhinus obsolerus*


Abstract: *Carcharhinus obsolerus* is described based on three specimens from Borneo, Thailand and Vietnam in the Western Central Pacific. It belongs to the *porosus* subgroup which is characterised by having the second dorsal-fin insertion opposite the anal-fin midbase. It most closely resembles *C. borneensis* but differs in tooth morphology and counts and a number of morphological characters, including lack of enlarged hyomandibular pores which are diagnostic of *C. borneensis*. The historic range of *C. obsolerus* sp. nov. is under intense fishing pressure and this species has not been recorded anywhere in over 80 years. There is an urgent need to assess its extinction risk status for the IUCN Red List of Threatened Species. With so few known records, there is a possibility that *Carcharhinus obsolerus* sp. nov. has been lost from the marine environment before any understanding could be gained of its full historic distribution, biology, ecosystem role, and importance in local fisheries.



LAST, P.R. & SÉRET, B. & NAYLOR, G.J.P. (2019): Description of *Rhinobatos ranongensis* sp. nov. (Rhinopristiformes: Rhinobatidae) from the Andaman Sea and Bay of Bengal with a review of its northern Indian Ocean congeners. *Zootaxa*, 4576 (2): 257–287

New species: *Rhinobatos ranongensis*

Abstract: A new species of guitarfish, *Rhinobatos ranongensis* sp. nov., is described from 5 preserved specimens, and images and tissue samples of additional material, collected from the Andaman Sea and Bay of Bengal. This species co-occurs in the eastern sector of the northern Indian Ocean with two poorly defined congeners, *R. annandalei* Norman and *R. lionotus* Norman, which have been misidentified and confused with Indo-Pacific congeners since they were first described in 1926. Norman's species are rediagnosed based on limited new material and a re-examination of the types. In the western sector of the northern Indian Ocean, *Rhinobatos annandalei* has been confused in recent literature with the sympatric *R. punctifer* Compagno and Randall, which is represented by four primary colour morphs, including a white-spotted colour morph resembling *R. annandalei*. *Rhinobatos punctifer* also displays strong intraspecific variability and sexual dimorphism in some body dimensions. These four species of *Rhinobatos* have unique MtDna sequences and belong to a clade of Indo-West Pacific species that are morphologically similar. Despite the relatively small numbers of specimens available for investigation, these species exhibit some clear differences in body proportions, meristics and squamation. *Rhinobatos ranongensis* sp. nov. differs from its northern Indian Ocean congeners through a combination of a relatively narrow disc and mouth, high vertebral count, long snout, low dorsal fins, and being largely plain coloured. A new lectotype and a paralectotype are designated for the syntypes of *R. annandalei*, and the four primary colour forms of *R. punctifer*, the plain, white-spotted and ocellated morphs, are described and the three nominal species rediagnosed. A key is provided to the four known members of the genus in the northern Indian Ocean.

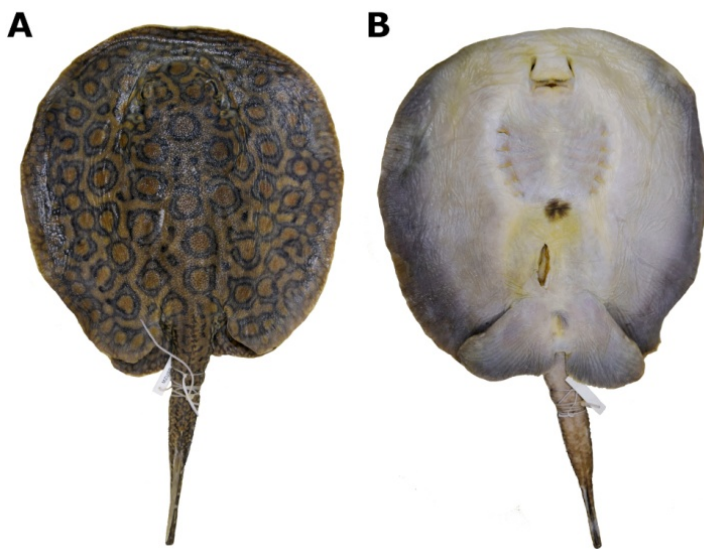


CONCHA, F.J. & CAIRA, J.N. & EBERT, D.A. & POMPERT, J.H.W. (2019): Redescription and taxonomic status of *Dipturus chilensis* (Guichenot, 1848), and description of *Dipturus lamillai* sp. nov. (Rajiformes: Rajidae), a new species of long-snout skate from the Falkland Islands. *Zootaxa*, 4590 (5): 501–524

New species: *Dipturus lamillai*

Abstract: Recent molecular evidence has called into question the identity of skates collected in the waters off the Falkland Islands previously identified as *Zearaja chilensis*. NADH2 sequence data indicate that these specimens are not conspecific with those currently referred to as *Z. chilensis* from Chile and, in fact, represent a novel cryptic species. This study aimed to investigate this hypothesis based on morphological comparisons

of specimens from the coasts of both western and eastern South America. In total, 50 specimens from Chile and 41 specimens from the Falkland Islands were collected and examined; morphometric data were generated for a subset of specimens from both areas. NADH2 sequence data were generated for a total of 19 specimens from both areas, as well as specimens of *Z. nasuta* from New Zealand, *D. pullopunctatus* from South Africa, *D. oxyrinchus* from the Azores, *Okamejei hollandi*, and *O. cairae* from Borneo, and *O. kenojei* from Japan. Based on morphological and molecular analyses, *Zearaja* is synonymized with *Dipturus* and species assigned to the former genus are transferred to the latter genus. A neotype is designated for *D. chilensis* and this species is redescribed. *Dipturus lamillai* sp. nov. is described based on specimens from the Falkland Islands. Comparison of our NADH2 data with data for mitochondrial genomes generated from tissue samples taken from two specimens originally identified as *Z. chilensis*, indicate that, while the sample from Chile came from a specimen of *D. chilensis*, that from the skate steak obtained from a restaurant in Korea actually came from a specimen of *D. lamillai* sp. nov. This emphasizes the importance of confirming both the provenance and identity of specimens from which sequence data are generated and submitted to GenBank if misidentifications are to be avoided.



DA SILVA, J.P.C.B. & LOBODA, T.S. (2019): *Potamotrygon marquesi*, a new species of neotropical freshwater stingray (Potamotrygonidae) from the Brazilian Amazon Basin. *Journal of Fish Biology*, in press

New species: *Potamotrygon marquesi*

Abstract: *Potamotrygon marquesi*, sp. nov., is described and compared with other species of *Potamotrygon* occurring in the Amazon Basin. The identity of this new species is supported by an extensive external and internal morphological study including coloration pattern, squamation, skeleton and ventral lateral-line canals. Morphometrics and meristics were used to further distinguish *P. marquesi* from congeners. *Potamotrygon marquesi* was first considered to fall within the range of variation found in *P. motoro*. However, even with an extensive variation in coloration observed in *P. motoro*, this new species presents a series of autapomorphies that confidently distinguishes it from what is understood as the morphological variation found in *P. motoro*. Additional morphological characters that diagnose *P. marquesi* include three angular cartilages, asymmetrical star-shaped denticles, a single regular row of spines on tail dorsum, lateral row of caudal spines near the barb insertion, dorsal disc background in beige and grey mixed with shades of grey and bearing open and closed bicolored rings, among others. Although presenting a gap of distribution along the west–east extension of the Amazon Basin, its diagnostic characteristics are consistent in both recorded regions. Our study supports the need for many morphological characters to robustly distinguish members of Potamotrygoninae considering their extremely variable dorsal disc color pattern.

A



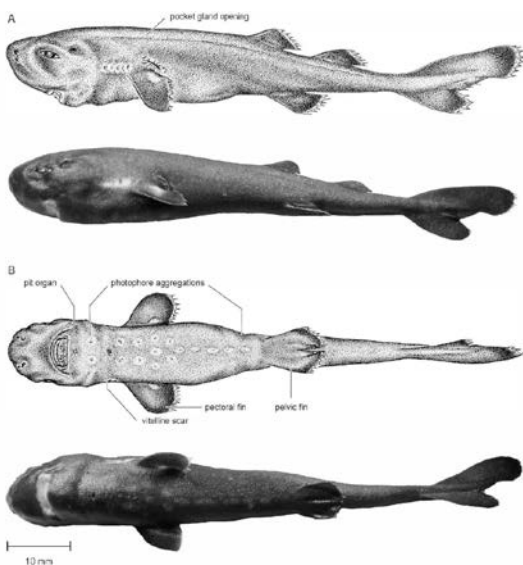
B



SOARES, K.D.A. & DE CARVALHO, M.R. & SCHWINGEL, P.R. & GADIG, O.B.F. (2019): A New Species of *Parmaturus* (Chondrichthyes: Carcharhiniformes: Scyliorhinidae) from Brazil, Southwestern Atlantic. *Copeia*, 107 (2): 314-322

New species: *Parmaturus angelae*

Abstract: A new Southwestern Atlantic species of *Parmaturus*, *P. angelae*, new species, is described from two specimens captured off Brazil. It is distinguished from congeners by the following characters: origin of the first dorsal fin anterior to pelvic-fin origin, presence of well-developed upper and lower caudal crests of denticles, dorsal fins subequal, lateral denticles teardrop-shaped and lacking lateral cusplets, denticles evenly spaced, proportional dimensions, and vertebral counts. *Parmaturus angelae*, new species, is the second species of the genus reported from the Atlantic Ocean and only the third species outside of the Indo-West Pacific region. *Parmaturus* remains rather poorly defined as only two species have been studied anatomically in any detail.



GRACE, M.A. & DOOSEY, M.H. & DENTON, J.S.S. & NAYLOR, G.J.P. & BART, H.L. & MAISEY, J.G. (2019): A new Western North Atlantic Ocean kitefin shark (Squaliformes: Dalatiidae) from the Gulf of Mexico. *Zootaxa*, 4619 (1): 109–120

New species: *Mollisquama mississippiensis*

Abstract: A new species of kitefin shark (Squaliformes; Dalatiidae) is described from the Gulf of Mexico (Western North Atlantic Ocean) based on five diagnostic features not seen on the only other known *Mollisquama* specimen, the holotype of *Mollisquama parini* Dolganov which was captured in the Eastern South Pacific Ocean. The new species, *Mollisquama mississippiensis* **sp. nov.**, is distinguished from its congener by a putative pit organ located ventrally just posterior of the lower jaw margin center, photophores irregularly distributed along many areas of the body, 16 distinct ventral-abdominal photophore aggregations, and two differences associated with the dentition. Other potential distinguishing features are 10 fewer vertebrae than *Mollisquama parini* and six morphometric proportional differences that exceeded +/- 20% from the holotype.



RUTLEDGE, K.M. (2019): A New Guitarfish of the Genus *Pseudobatos* (Batoidea: Rhinobatidae) with Key to the Guitarfishes of the Gulf of California. *Copeia*, 107 (3): 451-463

New species: *Pseudobatos buthi*

Abstract: A new guitarfish of the genus *Pseudobatos* is described based on 82 specimens obtained from the Gulf of California. Sixty-three morphometric measurements were taken on all specimens, and on ten specimens from each of three congeners. A principal component analysis and linear discriminant analysis were performed on these morphometric data for discrimination. The new species (~685 mm TL) is most similar to *Pseudobatos productus* but differs in having a narrower maximum disc width (30–35% vs. 36–38% TL), shorter distance from nostril to disc margin (2.8–4.0% vs. 4.2–5.2% TL), narrower disc width at anterior orbit (12–19% vs. 20–22% TL), and a narrower tip of snout width (3% vs. 4–6% TL). The species is also less densely scaled between the orbits and has less pronounced rostral thorns than *Pseudobatos productus*. A key to the guitarfishes of the Gulf of California is also provided.

DOLGANOV, V.N. (2019): *Squalus boretzi* sp. n. (Squalidae), a New Squalid Shark Species from the Emperor Seamount Chain, Pacific Ocean [in Russian with English abstract]. *Biology of the Sea*, 45 (4): 279-285

New species: *Squalus boretzi*

Abstract: A deep-sea shark species, *Squalus boretzi* sp. n., has been described from the Emperor Seamount Chain. Its measurable traits, structure of neurocranium and claspers, number of abdominal and caudal vertebrae, teeth rows, intestinal spiral valve whorls, and biology, reported in the article, have been analyzed in 22 specimens with a body length of 357–952 mm. The differences between the new species and the other closely related members of the genus are discussed.



EBERT, D.A. & LESLIE, R.W. (2019): *Leucoraja elaineae* sp. nov., a new rough skate (Rajiformes: Rajidae) from the Western Indian Ocean. *Zootaxa*, 4691 (3): 225–234

New species: *Leucoraja elaineae*

Abstract: A new species of the genus *Leucoraja* is described from off Kenya in the Western Indian Ocean (WIO). The new species was collected during a survey of the R/V *Fridtjof Nansen*. *Leucoraja elaineae* **sp. n.** is the third species in the genus found to occur in the WIO, and the only species in the genus *Leucoraja* known exclusively from this region. Its closest geographic congener *L. wallacei*, occurring from Namibia to southern Mozambique, can be separated by a combination of morphological and meristic characters including an elongated, pronounced snout (*L. elaineae* **sp. n.**) vs a short, blunt snout (*L. wallacei*), higher predorsal vertebral (107 vs 64-74) and pectoral fin radial counts (77 vs 61-64), a dorsal surface pattern consisting of a single ocelli at the midbase of each pectoral fin, paired small white spots, and no banding or crossbars on its tail vs numerous rosettes and whorls, no prominent ocelli at the pectoral fin bases, and 3-4 tail bands. The only other WIO *Leucoraja* species in the genus, *L. compagno* is known only from South Africa and has a short, blunt snout, a lower upper tooth count (38 vs 57 in *L. elaineae* **sp. n.**), a plain dorsal disc color with no markings and distinct bands on its tail. All other members of the genus occur in the North Atlantic, except one species that occurs in the eastern Central Atlantic and one in the eastern Indian Ocean.



WHITE, W.T. & FAHMI & WEIGMANN, S. (2019): A new genus and species of catshark (Carcharhiniformes: Scyliorhinidae) from eastern Indonesia. *Zootaxa*, 4691 (5): 444–460

New genus: *Akheilos*

New species: *Akheilos suwartanai*

Abstract: A new genus and species of catshark is described based on a single specimen collected off Ambon in the Maluku Islands of eastern Indonesia. *Akheilos suwartanai* belongs to the subfamily Schroederichthyinae which differs from the other catsharks in a combination of: similar sized dorsal fins, supraorbital crests present, pseudosiphon present on claspers, broad subocular ridges under eyes, posterior nasal flaps present, tips of rostral cartilage fused into a rostral node. It represents the first record of this subfamily outside of the Americas. *Akheilos* differs from the other genus in the subfamily, *Schroederichthys* in a combination of: clasper groove not fused dorsally, ventral lobe of caudal fin produced, more intestinal valve turns, anal fin slightly larger than second dorsal fin, and in colour pattern.

3.4 Parasitology

3.4.1 Research Articles

- APPY, R..G. & GOFFREDI, S.K. & PERNET, B. & LATINO, C. (2019)** Experimental Elucidation of the Life Cycle of *Rhinebothrium urobatidium* (Cestoda: Rhinebothriidea) from the Round Stingray (*Urobatis halleri*: Myliobatiformes) to First and Second Intermediate Hosts. *Bulletin of the Southern California Academy of Sciences*, 118 (3): 139-157 <https://dx.doi.org/10.3160/0038-3872-118.3.139>
- BANERJEE, S. & MANNA, B. (2019)** *Wenyonia sanyali* sp.n. (Platyhelminthes: Cestoidea) from *Chilloscyllium griseum* (Bamboo Shark) in West Bengal, India. *Proceedings of the Zoological Society*, 72 (2): 118–121 <https://dx.doi.org/10.1007/s12595-017-0238-7>
- BEER, A. & INGRAM, T. & RANDHAWA, H.S. (2019)** Role of ecology and phylogeny in determining tapeworm assemblages in skates (Rajiformes). *Journal of Helminthology*, 93 (6): 738-751 <https://dx.doi.org/10.1017/s0022149x18000809>
- BENMESLEM, K. & RANDHAWA, H.S. & TAZEROUTI, F. (2019)** Description of a new species of rhinebothriidean tapeworm from the skate *Dipturus batis* in the Mediterranean Sea. *Journal of Helminthology*, 93 (5): 589-600 <https://dx.doi.org/10.1017/s0022149x18000676>
- BERNOT, J.P. & CAIRA, J.N. (2019)** Site specificity and attachment mode of *Symcallio* and *Calliobothrium* species (Cestoda: "Tetraphyllidea") in smoothhound sharks of the genus *Mustelus* (Carcharhiniformes: Triakidae). *PeerJ*, 7: e7264 <https://dx.doi.org/10.7717/peerj.7264>
- CARRASSON, M. & DALLARES, S. & CARTES, J.E. & CONSTENLA, M. & PEREZ-DEL-OLMO, A. & ZUCCA, L. & KOSTADINOVA, A. (2019)** Drivers of parasite community structure in fishes of the continental shelf of the Western Mediterranean: the importance of host phylogeny and autecological traits. *International Journal for Parasitology*, 49 (9): 669-683 <https://dx.doi.org/10.1016/j.ijpara.2019.04.004>
- CHERO, J.D. & CRUCES, C.L. & SÁEZ, G. & CAMARGO, A.C.A. & SANTOS, C.P. & LUQUE, J.L. (2019)** Redescription and First Nucleotide Sequences of *Rhinobatonchocotyle pacifica* Oliva & Luque, 1995 (Monogenea: Hexabothriidae), a Parasite of *Pseudobatos planiceps* (Garman, 1880) (Rhinopristiformes: Rhinobatidae) from Peru. *Acta Parasitologica*, 64 (4): 797-806 <https://dx.doi.org/10.2478/s11686-019-00101-4>
- COLEMAN, G.M. & BEVERIDGE, I. & CAMPBELL, R.A. (2019)** New species of *Rhinebothrium* Linton, 1890 (Cestoda: Rhinebothriidea) parasitic in Australian stingrays (Elasmobranchii: Batoidea). *Systematic Parasitology*, 96 (1): 23–49 <https://dx.doi.org/10.1007/s11230-018-9835-8>
- COLEMAN, G.M. & BEVERIDGE, I. & CAMPBELL, R.A. (2019)** New genera, species and records of rhinebothriidean cestodes (Platyhelminthes) parasitic in Australian stingrays (Elasmobranchii: Batoidea). *Systematic Parasitology*, 96 (4-5): 347-368 <https://dx.doi.org/10.1007/s11230-019-09852-0>
- COLEMAN, G.M. & BEVERIDGE, I. & CAMPBELL, R.A. (2019)** *Caulobothrium pedunculatum* sp. nov., a new species of cestode (Platyhelminthes) parasitic in Australian stingrays (Elasmobranchii: Batoidea). *Transactions of the Royal Society of South Australia*, 143 (2): 167-174 <https://dx.doi.org/10.1080/03721426.2019.1624932>
- DALY, C.A.K. & ORRELL, D. & DA SILVA, I.M. & MACUIO, J.P.F. & HEMPSON, T.N. & ZIEMBICKI, M. & HUSSEY, N.E. & DALY, R. (2019)** New host and distribution record of *Pontobdella macrothela* (Schmarda, 1861) (Annelida, Hirudinea) from a Grey Reef Shark, *Carcharhinus amblyrhynchos* (Bleeker, 1856), in Mozambique, Western Indian Ocean. *Check List*, 15 (2): 265-268 <https://dx.doi.org/10.15560/15.2.265>
- DALY, R. & KEATING-DALY, C.A. & HOUNSLOW, J.L. & BYRNES, E.E. (2019)** New Host Record for the Marine Leech, *Pontobdella macrothela* (Hirudinida: Piscicolidae) from Sickfin Lemon Sharks, *Negaprion acutidens* (Chondrichthyes: Carcharinidae) in St. Joseph Atoll, Republic of Seychelles, West Indian Ocean. *Comparative Parasitology*, 86 (1): 58-60 <https://dx.doi.org/10.1654/1525-2647-86.1.58>

- DARVISHI, F.A. & HASELI, M. (2019)** Two new species of Phoreiobothrium Linton, 1889 (Cestoda: Onchoproteocephalidea) off southern Iran, completing the puzzle of Phoreiobothrium faunas in Rhizoprionodon acutus species complex. *Parasitology Research*, 118 (9): 2557-2566
<https://dx.doi.org/10.1007/s00436-019-06402-x>
- DEROUICHE, I. & NEIFAR, L. & GEY, D. & JUSTINE, J.-L. & TAZEROUTI, F. (2019)** Holocephalocotyle monstrosae n. gen. n. sp. (Monogenea, Monocotylidae) from the olfactory rosette of the rabbit fish, Chimaera monstrosa (Holocephali, Chimaeridae) in deep waters off Algeria. *Parasite*, 26: 59
<https://dx.doi.org/10.1051/parasite/2019060>
- DIPPENAAR, S.M. (2019)** Cladistic analysis of the morphological characters of Pseudocharopinus Kabata, 1964 and keys to the species of Pseudocharopinus and Charopinus Kroyer, 1863 based on the morphology of adult females. *Systematic Parasitology*, 96 (9): 799-804
<https://dx.doi.org/10.1007/s11230-019-09889-1>
- EUDY, E. & CAIRA, J.N. & JENSEN, K. (2019)** A New Species of Pentaloculum (Cestoda: "Tetraphyllidea") from the Taiwan Saddled Carpetshark, Cirrhoscyllium formosanum (Orectolobiformes: Parascylliidae). *Journal of Parasitology*, 105 (2): 303-312
<https://dx.doi.org/10.1645/18-132>
- IRIGOITIA, M.M. & BRAICOVICH, P.E. & ROSSIN, M.A. & CANEL, D. & LEVY, E. & FARBER, M.D. & TIMI, J.T. (2019)** Diversity of Empruthotrema Johnston and Tiegs, 1992 parasitizing batoids (Chondrichthyes: Rajiformes and Myliobatiformes) from the Southwest Atlantic Ocean, with description of three new species. *Parasitology Research*, 118 (11): 3113-3127
<https://dx.doi.org/10.1007/s00436-019-06456-x>
- KITAMURA, A. & OGAWA, K. (2019)** Three species of Dendromonocotyle Hargis, 1955 (Monogenea: Monocotylidae) collected from Japanese rays. *Systematic Parasitology*, 96 (2): 233-243
<https://dx.doi.org/10.1007/s11230-018-09837-5>
- MALEKI, L. & MALEK, M. & PALMS, H.W. (2019)** Five new species of Acanthobothrium (Cestoda: Onchoproteocephalidea) from the long-tailed butterfly ray, Gymnura cf. poecilura (Elasmobranchii: Gymnuridae), from the Persian Gulf and Gulf of Oman. *Zootaxa*, 4609 (2): 289-307
<https://dx.doi.org/10.11646/zootaxa.4609.2.5>
- MOGHADAM, F.E. & HASELI, M. (2019)** Orygmatobothrium persiense n. sp. (Cestoda: Phyllobothriidea) from the Arabian Smooth-Hound Shark Mustelus mosis (Triakidae) in the Persian Gulf. *Acta Parasitologica*, 64 (2): 288-294
<https://dx.doi.org/10.2478/s11686-019-00035-x>
- MORALES-SERNA, F.N. & CROW, G.L. & MONTES, M.M. & GONZALEZ, M.T. (2019)** Description of Echthrogaleus spinulus n. sp. (Copepoda: Pandaridae) parasitic on a torpedo ray from the central Pacific Ocean utilising a morphological and molecular approach. *Systematic Parasitology*, 96 (9): 777-788
<https://dx.doi.org/10.1007/s11230-019-09885-5>
- MORAVEC, F. & BARTON, D.P. (2019)** Description of Piscicapillaria bursata sp. nov. (Capillariidae) and Redescription of Parascarophis sphyrnae Campana-Rouget, 1955 (Cystidicolidae), Two Nematode Parasites of Hammerhead Sharks (Sphyrna spp.) off Australia. *Acta Parasitologica*, 64 (3): 429-441
<https://dx.doi.org/10.2478/s11686-019-00058-4>
- MORAVEC, F. & JUSTINE, J.L. (2019)** New species and new records of camallanid nematodes (Nematoda, Camallanidae) from marine fishes and sea snakes in New Caledonia. *Parasite*, 26: 66
<https://dx.doi.org/10.1051/parasite/2019068>
- MORRIS, T.C. & VAN DER PLOEG, J. & AWA, S.B. & VAN DER LINGEN, C.D. & REED, C.C. (2019)** Parasite community structure as a predictor of host population structure: An example using Callorhynchus capensis. *International Journal for Parasitology-Parasites and Wildlife*, 8: 248-255
<https://dx.doi.org/10.1016/j.ijppaw.2019.03.007>
- NACARI, L.A. & SEPULVEDA, F.A. & ESCRIBANO, R. & OLIVA, M.E. (2019)** Two new species of Acanthocotyle Monticelli, 1888 (Monogenea: Acanthocotylidae), parasites of two deep-sea skates

(Elasmobranchii: Rajiformes) in the South-East Pacific. *Parasites & Vectors*, 12 (1): 512
<https://dx.doi.org/10.1186/s13071-019-3756-5>

NASHAD, M. & VARGHESE, S.P. & SHIRKE, S.S. & MOHAMED HATHA, A.A. & RAMALIN-GAM, L. (2019) Further report of *Bariaka alopiæ* Cressey, 1966 (Copepoda, Siphonostomatoidea) from the Indian Ocean with new host and geographic record. *Journal of Parasitic Diseases*, 43: 544–548
<https://dx.doi.org/10.1007/s12639-019-01124-4>

RANDHAWA, H.S. & POULIN, R. (2019) Tapeworm discovery in elasmobranch fishes: quantifying patterns and identifying their correlates. *Marine and Freshwater Research*, 71 (1): 78-88
<https://dx.doi.org/10.1071/MF18418>

REES, D.J. & NOEVER, C. & FINUCCI, B. & SCHNABEL, K. & LESLIE, R.E. & DREWERY, J. & THEIL, H.O. & DUTILLOY, A. & GLENNER, H. (2019) De novo innovation allows shark parasitism and global expansion of the barnacle *Anelasma squalicola*. *Current Biology*, 29 (12): R562-R563
<https://dx.doi.org/10.1016/j.cub.2019.04.053>

RODRÍGUEZ, E. & ESPINOZA, H. & FUENTES, J.L. & LIRA, C. & RON, E. & FIGUEREDO, A. (2019) Copépodos parásitos asociados a tiburones capturados en pesquerías artesanales de la Isla de Margarita, Venezuela. *Memoria de la Fundación La Salle de Ciencias Naturales*, 77 (185): 81-100

RUIZ, C.F. & DRIGGERS, W.B. & BULLARD, S.A. (2019) A New Species of *Neoalibionella* (Copepoda: Siphonostomatoida: Lernaeopodidae) from Skin of the Gulper Shark, *Centrophorus granulosus* (Squaliformes: Centrophoridae) in the Northern Gulf of Mexico. *Journal of Parasitology*, 105 (2): 203-221
<https://dx.doi.org/10.1645/18-113>

RUIZ, C.K. & BULLARD, S.A. (2019) A new species of parasitic copepod (Siphonostomatoida: Lernaeopodidae: *Neoalibionella* Ozdikmen, 2008) infecting the skin of a gulper shark, *Centrophorus* sp. (Squaliformes: Centrophoridae), in the Gulf of Mexico, with a key to species of *Neoalibionella*. *Journal of Crustacean Biology*, 39 (4): 459-467 <https://dx.doi.org/10.1093/jcabi/ruz042>

RUIZ-ESCOBAR, F. & OCEGUERA-FIGUEROA, A. (2019) A new species of Branchellion Savigny, 1822 (Hirudinida: Piscicolidae), a marine leech parasitic on the giant electric ray *Narcine entemedor* Jordan & Starks (Batoidea: Narcinidae) off Oaxaca, Mexico. *Systematic Parasitology*, 96 (7): 575-584
<https://dx.doi.org/10.1007/s11230-019-09872-w>

SCHAEFFNER, B.C. & SMIT, N.J. (2019) Parasites of cartilaginous fishes (Chondrichthyes) in South Africa - a neglected field of marine science. *Folia Parasitologica*, 66: 002 <https://dx.doi.org/10.14411/fp.2019.002>

SHAFIEI, S. & HASELI, M. (2019) A new species of *Dollfusielia* Campbell & Beveridge, 1994 (Cestoda: Eutetrarhynchidae), with remarks on *Halysiorhynchus macrocephalus* (Shiple & Hornell, 1906) (Cestoda: Mixodigmatidae) from the bowmouth guitarfish *Rhina ancylostoma* Bloch & Schneider (Rhinochimaeridae) in the Persian Gulf. *Systematic Parasitology*, 96 (4–5): 369–379 <https://dx.doi.org/10.1007/s11230-019-09854-y>

SHAMSI, S. & BARTON, D.P. & ZHU, X.C. (2019) Description and characterisation of *Terranova pectinolabiata* n. sp. (Nematoda: Anisakidae) in great hammerhead shark, *Sphyrna mokarran* (Ruppell, 1837), in Australia. *Parasitology Research*, 118 (7): 2159-2168 <https://dx.doi.org/10.1007/s00436-019-06360-4>

SHAMSI, S. & DANG, M. & ZHU, X.C. & NOWAK, B. (2019) Genetic and morphological characterization of *Mawsonascaris vulvolacinata* n. sp. (Nematoda: Anisakidae) and associated histopathology in a wild caught cowtail stingray, *Pastinachus ater*. *Journal of Fish Diseases*, 42 (7): 1047-1056
<https://dx.doi.org/10.1111/jfd.13016>

SMALES, L.R. & BARTON, D.P. & CHISHOLM, L.A. (2019) Acanthocephalans from Australian elasmobranchs (Chondrichthyes) with a description of a new species in the genus *Gorgorhynchus* Chandler, 1934 (Rhadinorhynchidae). *Systematic Parasitology*, 96 (7): 565-573 <https://dx.doi.org/10.1007/s11230-019-09871-x>

- SOLER-JIMENEZ, L.C. & MORALES-SERNA, F.N. & AGUIRRE-MACEDO, M.L. & MCLAUGHLIN, J.P. & JARAMILLO, A.G. & SHAW, J.C. & JAMES, A.K. & HECHINGER, R.F. & KURIS, A.M. & LAFFERTY, K.D. & VIDAL-MARTINEZ, V.M. (2019)** Parasitic copepods (Crustacea, Hexanauplia) on fishes from the lagoon flats of Palmyra Atoll, Central Pacific. *Zookeys*, 833: 85-106 <https://dx.doi.org/10.3897/zookeys.833.30835>
- TANG, K.N. & O'CONNOR, M.R. & LANDOLFI, J. & VAN BONN, W. (2019)** Safety and Efficacy of Milbemycin Oxime and Lufenuron to Treat *Argulus* spp. Infestation in Smooth Back River Stingrays (*Potamotrygon orbignyi*) and Magdalena River Stingrays (*Potamotrygon magdalenae*). *Journal of Zoo and Wildlife Medicine*, 50 (2): 383-388 <https://dx.doi.org/10.1638/2018-0162>
- TOMIKAWA, K. & YANAGISAWA, M. & HIGASHIJI, T. & YANO, N. & VADER, W. (2019)** A New Species of *Podocerus* (Crustacea: Amphipoda: Podoceridae) Associated with the Whale Shark *Rhincodon typus*. *Species Diversity*, 24 (2): 209–216 <https://dx.doi.org/10.12782/specdiv.24.209>
- WARREN, M.B. & BULLARD, S.A. (2019)** First elucidation of a blood fluke (*Electrovermis zappum* n. gen., n. sp.) life cycle including a chondrichthyan or bivalve. *International Journal for Parasitology: Parasites and Wildlife*, 10: 170-183 <https://dx.doi.org/10.1016/j.ijppaw.2019.06.008>
- WARREN, M.B. & RUIZ, C.F. & WHELAN, N.V. & KRITSKY, D.C. & BULLARD, S.A. (2019)** *Gymnurahemecus bulbosus* gen. et sp. nov. (Digenea: Aporocotylidae) infecting smooth butterfly rays, *Gymnura micrura* (Myliobatiformes: Gymnuridae) in the northern Gulf of Mexico, with a taxonomic key and further evidence for monophyly of chondrichthyan blood flukes. *Parasitology Research*, 118 (3): 751-762 <https://dx.doi.org/10.1007/s00436-018-06202-9>
- YOUSSEF, F. & ZOUARI, S.T. & BENMANSOUR, B. (2019)** New host-parasite records of siphonostomatoid copepods infesting elasmobranch fishes in Tunisian waters. *Journal of the Marine Biological Association of the United Kingdom*, 99 (4): 851-855 <https://dx.doi.org/10.1017/s002531541800084x>
- ZARAGOZA-TAPIA, F. & PULIDO-FLORES, G. & VIOLANTE-GONZALEZ, J. & MONKS, S. (2019)** Two new species of *Acanthobothrium* Blanchard, 1848 (Onchobothriidae) in *Narcine entemedor* Jordan & Starks, 1895 (Narcinidae) from Acapulco, Guerrero, Mexico. *Zookeys*, 852: 1-21 <https://dx.doi.org/10.3897/zookeys.852.28964>

3.4.2 Descriptions of new Parasites of Elasmobranchs (genera/species)

3.4.2.1 List of new Parasites of Elasmobranchs (genera)

<i>Electrovermis</i>	WARREN & BULLARD, 2019	(Diplostomida: Aporocotylidae)
<i>Gymnurahemecus</i>	WARREN, RUIZ, WHELAN, KRITSKY & BULLARD, 2019	(Diplostomida: Aporocotylidae)
<i>Holocephalocotyle</i>	DEROUICHE, NEIFAR, GEY, JUSTINE & TAZEROUTI, 2019	(Monocotylidea: Monocotylidae)
<i>Mixobothrium</i>	COLEMAN, BEVERIDGE & CAMPBELL, 2019	(Rhinebothriidea: Rhinebothriidae)
<i>Ruptobothrium</i>	COLEMAN, BEVERIDGE & CAMPBELL, 2019	(Rhinebothriidea: Rhinebothriidae)

3.4.2.2 List of new Parasites of Elasmobranchs (species)

<i>Acanthobothrium halehae</i>	MALEKI, MALEK & PALMS, 2019	(Onchoproteocephalideadea: Onchobothriidae)
<i>Acanthobothrium kurdistanense</i>	MALEKI, MALEK & PALMS, 2019	(Onchoproteocephalideadea: Onchobothriidae)
<i>Acanthobothrium makranense</i>	MALEKI, MALEK & PALMS, 2019	(Onchoproteocephalideadea: Onchobothriidae)
<i>Acanthobothrium omanense</i>	MALEKI, MALEK & PALMS, 2019	(Onchoproteocephalideadea: Onchobothriidae)
<i>Acanthobothrium persicum</i>	MALEKI, MALEK & PALMS, 2019	(Onchoproteocephalideadea: Onchobothriidae)
<i>Acanthobothrium soniae</i>	ZARAGOZA-TAPIA, PULIDO-FLORES, VIOLANTE-GONZALEZ & MONKS, 2019	(Onchoproteocephalideadea: Onchobothriidae)
<i>Acanthobothrium vidali</i>	ZARAGOZA-TAPIA, PULIDO-FLORES, VIOLANTE-GONZALEZ & MONKS, 2019	(Onchoproteocephalideadea: Onchobothriidae)
<i>Acanthocotyle atacamensis</i>	NACARI, SEPULVEDA, ESCRIBANO & OLIVA, 2019	(Gyrodactylidea: Acanthocotylidae)
<i>Acanthocotyle imo</i>	NACARI, SEPULVEDA, ESCRIBANO & OLIVA, 2019	(Gyrodactylidea: Acanthocotylidae)
<i>Branchellion spindolaorum</i>	RUIZ-ESCOBAR & OCEGUERA-FIGUEROA, 2019	(Rhynchobdellida: Piscicolidae)
<i>Calicotyle hydrolagi</i>	ÑACARI, SEPULVEDA, DROGUET, ESCRIBANO & OLIVA, 2019	(Monocotylidea: Monocotylidae)
<i>Caulobothrium pedunculatum</i>	COLEMAN, BEVERIDGE & CAMPBELL, 2019	(Tetraphyllidea: Phyllobothriidae)
<i>Dendromonocotyle fukushimaensis</i>	KITAMURA & OGAWA, 2019	(Monocotylidea: Monocotylidae)
<i>Dendromonocotyle tsutsumii</i>	KITAMURA & OGAWA, 2019	(Monocotylidea: Monocotylidae)
<i>Dollfusiella nimai</i>	SHAFIEI & HASELI, 2019	(Trypanorhyncha: Eutetrarhynchidae)
<i>Echthrogaleus spinulus</i>	MORALES-SERNA, CROW, MONTES & GONZALEZ, 2019	(Siphonostomatoida: Pandaridae)
<i>Electrovermis zappum</i>	WARREN & BULLARD, 2019	(Diplostomida: Aporocotylidae)

<i>Empruhotrema aoneken</i>	IRIGOITIA, BRAICOVICH, ROSSIN, CANEL, LEVY, FARBER & TIMI, 2019	(Monocotylidea: Monocotylidae)
<i>Empruhotrema dora</i>	IRIGOITIA, BRAICOVICH, ROSSIN, CANEL, LEVY, FARBER & TIMI, 2019	(Monocotylidea: Monocotylidae)
<i>Empruhotrema orashken</i>	IRIGOITIA, BRAICOVICH, ROSSIN, CANEL, LEVY, FARBER & TIMI, 2019	(Monocotylidea: Monocotylidae)
<i>Gorgorhynchus occultus</i>	SMALES, BARTON & CHISHOLM, 2019	(Echinorhynchida: Rhadinorhynchidae)
<i>Gymnurahemecus bulbosus</i>	WARREN, RUIZ, WHELAN, KRITSKY & BULLARD, 2019	(Diplostomida: Aporocotylidae)
<i>Holocephalocotyle monstrosae</i>	DEROUICHE, NEIFAR, GEY, JUSTINE & TAZEROUTI, 2019	(Monocotylidea: Monocotylidae)
<i>Mawsonascaris vulvolacinata</i>	SHAMSI, DANG, ZHU & NOWAK, 2019	(Rhabditida: Acanthocheilidae)
<i>Mixobothrium queenslandense</i>	COLEMAN, G.M. & BEVERIDGE, I. & CAMPBELL, 2019	(Rhinebothriidea: Rhinebothriidae)
<i>Neoalbionella benzpirata</i>	RUIZ, DRIGGERS & BULLARD, 2019	(Siphonostomatoida: Lernaepodidae)
<i>Neoalbionella dannytangi</i>	RUIZ & BULLARD, 2019	(Siphonostomatoida: Lernaepodidae)
<i>Nybelinia balinensis</i>	PALM, PALM & HASELI, 2019	(Trypanorhyncha: Tentaculariidae)
<i>Nybelinia mobulicola</i>	PALM, PALM & HASELI, 2019	(Trypanorhyncha: Tentaculariidae)
<i>Orygmatobothrium persiense</i>	MOGHADAM & HASELI, 2019	(Phyllobothriidea: Phyllobothriidae)
<i>Pentaloculum hoi</i>	EUDY, CAIRA & JENSEN, 2019	(Tetraphyllidea: Phyllobothriidae)
<i>Phoreiobothrium golchini</i>	DARVISHI & HASELI, 2019	(Onchoproteocephalideadea: Onchobothriidae)
<i>Phoreiobothrium rozatii</i>	DARVISHI & HASELI, 2019	(Onchoproteocephalideadea: Onchobothriidae)
<i>Piscicapillaria bursata</i>	MORAVEC & BARTON, 2019	(Enoplida: Capillariidae)
<i>Podocerus jinbe</i>	TOMIKAWA, YANAGISAWA, HIGASHIJI, YANO & VADER, 2019	(Amphipoda: Podoceridae)
<i>Rhabdotobothrium anoxypristidis</i>	COLEMAN, G.M. & BEVERIDGE, I. & CAMPBELL, 2019	(Rhinebothriidea: Rhinebothriidae)
<i>Rhabdotobothrium meridionale</i>	COLEMAN, G.M. & BEVERIDGE, I. & CAMPBELL, 2019	(Rhinebothriidea: Rhinebothriidae)
<i>Ruptobothrium louiseuzeti</i>	COLEMAN, G.M. & BEVERIDGE, I. & CAMPBELL, 2019	(Rhinebothriidea: Rhinebothriidae)
<i>Scalithrium australiense</i>	COLEMAN, G.M. & BEVERIDGE, I. & CAMPBELL, 2019	(Rhinebothriidea: Rhinebothriidae)
<i>Terranova pectinolabiata</i>	SHAMSI, BARTON & ZHU, 2019	(Ascaridida: Anisakidae)
<i>Wenyonia sanyali</i>	BANERJEE & MANNA, 2019	(Caryophyllidea: Caryophyllaeidae)

3.4.3 Papers of new parasites genera/species

RUIZ, C.F. & DRIGGERS, W.B. & BULLARD, S.A. (2019): A New Species of *Neoalbionella* (Copepoda: Siphonostomatoida: Lernaepodidae) from Skin of the Gulper Shark, *Centrophorus granulosus* (Squaliformes: Centrophoridae) in the Northern Gulf of Mexico. *Earth and Environmental Science Transactions of the Royal Society of Edinburgh*, 108 (1): 67-87

New species: *Neoalbionella benzipirata*

Abstract: Using light and scanning electron microscopy of male and female copepods, we herein describe a new species of *Neoalbionella* [Özdikmen, 2008](#) (Copepoda: Lernaepodidae), *Neoalbionella benzipirata* n. sp., infecting the skin of the gulper shark, *Centrophorus granulosus* (Bloch and Schneider, 1801), in the northern Gulf of Mexico. Females of the new species were assigned to *Neoalbionella* by having 3 setae on the maxillule lateral palp (vs. 2 setae in *Lernaepoda* Nordmann, 1832) and a single accessory denticle on the maxilliped subchela claw (vs. ≥ 2 denticles in *Lernaepoda*). Females of the new species resemble those of *Neoalbionella longicaudata* ([Hansen, 1923](#)) [Özdikmen, 2008](#) but can be differentiated from them and those of all congeners by having a unique configuration of 16 dorsocephalic sensilla; an antennule terminal segment having 6 apical setae comprising tubercles 1 and 3, digitiform seta 4, 2 subequal setae of complex 5, and flagelliform seta 6; an antenna exopod with a thickened dorsal ridge, smooth (convex) outer surface with 2 short papillae, and rugose (concave) inner surface plus a terminal endopodal segment having a large dorsal hook, medial spine, bifid distal tubercle, and spinulose ventral process; a mandible having the formula P1, S1, P1, S1, P1, S1, B5; and a single pair of anterolateral spines on the mouth cone labium. Males attached to the posteroventral surface of the females' genital trunk were assigned to *Neoalbionella* by having tapered (not inflated) caudal rami directed posteroventrally. They were differentiated from previously reported congeneric males by having an antennule with the same number and configuration of apical setae as the female; an antenna with a spatulate exopod having minute spinules along its apex plus a terminal endopodal segment with components the same as the female; a mandible with formula P2, S1, P1, S1, B5; a labium with 1 pair of anterolateral spines like the female; and a conspicuous mediative process with bifid tip. Detail of the dorsocephalic shield (in females) and mouth cone labium (in both sexes) previously had not been used to diagnose *Neoalbionella* spp. We also dissected voucher specimens of "*Neoalbionella longicaudata*" (collected from gulper sharks in the western Pacific Ocean off Japan by Shiino in 1956), which we morphologically diagnosed as an innominate species, *Neoalbionella* sp. This is the first report of a species of *Neoalbionella* from the Gulf of Mexico and the second species of *Neoalbionella* reported from *C. granulosus*, a deepwater shark seldom encountered and surveyed for parasitology.

MALEKI, L. & MALEK, M. & RASTGOO, A. (2019): *Acanthobothrium chabahariensis* n. sp. (Cestoda: Onchoproteocephalidea) in the cowtail stingray *Pastinachus* cf. *sephen* (Myliobatiformes: Dasyatidae) from the Gulf of Oman, Iran. *Earth and Environmental Science Transactions of the Royal Society of Edinburgh*, 108 (1): 67-87

New species: *Acanthobothrium chabahariense*

Abstract: A new species of genus *Acanthobothrium* Blanchard, 1848 is described from the spiral intestine of *Pastinachus* cf. *sephen* (Forsskal, 1775) from Iranian coasts of the Gulf of Oman. The morphological characteristics of specimens were analyzed with light and scanning electron microscopy. *Acanthobothrium chabahariense* n. sp. is a category 1 species (with <15mm total length, <50 proglottids, <80 testes and a symmetrical ovary) together with 48 other species. The new species was compared with species from the Western Indian Ocean and those reported from *Pastinachus*. It is distinguished from the other species from the region within the genus by a combination of the following morphological features: total length, number of proglottids, hook length, number of testes and ovarian lobe length. *Pastinachus sephen* is a complex group still with no taxonomic resolution; therefore, the identity of the host in this study area is in question. Because of the

molecular study of specimens from the Gulf of Oman did not completely correspond with *P. sephen* since they were introduced as *P. cf. sephen*. This brings the total number of species of *Acanthobothrium* from *Pastinachus* to 11 and the total number of *Acanthobothrium* species described from the Persian Gulf and the Gulf of Oman to seven. In addition, an identification key to the *Acanthobothrium* species occurring in the *Pastinachus* species was provided.

KITAMURA, A. & OGAWA, K. (2019): Three species of *Dendromonocotyle* Hargis, 1955 (Monogenea: Monocotylidae) collected from Japanese rays. *Systematic Parasitology*, 96 (2): 233–243

New species: *Dendromonocotyle tsutsumii*, *Dendromonocotyle fukushimaensis*

Abstract: Eighteen species of *Dendromonocotyle* Hargis, 1955 (Monogenea: Monocotylidae) have so far been described from elasmobranchs worldwide. In this paper, two new species are described; *Dendromonocotyle tsutsumii* n. sp. from the skin of the Japanese eagle ray, *Myliobatis tobijei* Bleeker from Tokyo Bay and the pitted stingray, *Dasyatis matsubarae* Miyosi, from Ooarai, Ibaraki Prefecture, Japan, and *Dendromonocotyle fukushimaensis* n. sp. from the skin of the cow stingray, *Dasyatis ushiei* (Jordan & Hubbs) reared at an aquarium in Fukushima Prefecture, Japan. *Dendromonocotyle tsutsumii* is distinguished from the congeners by the presence of a sclerotised duct connecting the vagina with the seminal receptacle, and *D. fukushimaensis* by the large body size and the presence of a donut-shaped structure encircling the male copulatory organ near its distal end. Additionally, the reproductive system of *Dendromonocotyle akajei* Ho & Perkins, 1980 is redescribed, based on specimens from the skin of the whip stingray, *Hemirhamphys akajei* (Müller & Henle) (syn. *Dasyatis akajei*) caught in Hamana Lake, Shizuoka Prefecture, Japan. A key to the 20 species of *Dendromonocotyle* including the present new species is provided.

WARREN, M.B. & RUIZ, C.F. & WHELAN, N.V. & KRITSKY, D.C. & BULLARD, S.A. (2019): *Gymnurahemecus bulbosus* gen. et sp. nov. (Digenea: Aporocotylidae) infecting smooth butterfly rays, *Gymnura micrura* (Myliobatiformes: Gymnuridae) in the northern Gulf of Mexico, with a taxonomic key and further evidence for monophyly of chondrichthyan blood flukes. *Parasitology Research*, in press

New genus: *Gymnurahemecus*

New species: *Gymnurahemecus bulbosus*

Abstract: *Gymnurahemecus bulbosus* gen. et sp. nov. infects the heart of smooth butterfly rays, *Gymnura micrura* in the Gulf of Mexico. *Gymnurahemecus* differs from all other accepted aporocotylid genera by having one column of C-shaped lateral tegumental spines, a medial oesophageal bulb anterior to a diverticulate region of the oesophagus, inverse U-shaped intestinal caeca, a non-looped testis, an oviducal ampulla, a Laurer's canal, and a post-caecal common genital pore. The new species, the shark blood flukes (*Selachohemecus* spp. and *Hyperandrotrema* spp.), and the chimaera blood fluke *Chimaerohemecus trondheimensis* are unique by having C-shaped lateral tegumental spines. *Selachohemecus* spp. and the new species have a single column of lateral tegumental spines, whereas *Hyperandrotrema* spp. and *C. trondheimensis* have 2–7 columns of lateral tegumental spines. The new species differs from *Selachohemecus* spp. most notably by having an inverse U-shaped intestine. The other ray blood flukes (*Orchispirium heterovitellatum*, *Myliobaticola richardheardi*, and *Ogawaia glaucostegi*) differ from the new species by lacking lateral tegumental spines, a medial oesophageal bulb, and a Laurer's canal and by having a looped testis. Phylogenetic analysis using large subunit ribosomal DNA (28S) indicated that the new species is sister to the clade that includes the other sequenced adult blood fluke (*O. glaucostegi*), which infects a ray in Australia. These results agree with and extend previous morphology- and nucleotide-based phylogenetic assertions that the blood flukes of early-branching jawed craniates (Chondrichthyes) are monophyletic and phylogenetically separated from the blood flukes of later-branching ray-finned fishes (Actinopterygii: Euteleostei).

SHAFIEI, S. & HASELI, M. (2019): A new species of *Dollfusiella* Campbell & Beveridge, 1994 (Cestoda: Eutetrarhynchidae), with remarks on *Halysiorhynchus macrocephalus* (Shiple & Hornell, 1906) (Cestoda:

Mixodigmatidae) from the bowmouth guitarfish *Rhina ancylostoma* Bloch & Schneider (Rhinidae) in the Persian Gulf. *Systematic Parasitology*, 96 (4–5): 369–379

New species: *Dollfusiella nimai*

Abstract: *Dollfusiella nimai* n. sp. (Cestoda: Eutetrarhynchidae) is described from the intestine of *Rhina ancylostoma* Bloch & Schneider in the Persian Gulf. The number of the hooks per half spiral row in the metabasal tentacular armature distinguishes the new species from its congeners, except for *D. vooremi* (São Clemente & Gomes, 1989) possessing approximately the same number of hooks per half spiral row. While the principle hooks 1(1')–21(21') were homeomorphous in the metabasal armature of *D. nimai* n. sp., the billhooks on the antibothrial surface and the uncinat hooks on the bothrial surface were the principle hooks 1(1')–16(16') in the metabasal armature of *D. vooremi*. *Dollfusiella nimai* n. sp. most closely resembles *D. michiae* (Southwell, 1929) in the tentacular armature as well as the morphology of the scolex and strobila but differs clearly in the number of the hooks per half spiral row in the metabasal tentacular armature (25–26 vs 16 respectively). A detailed examination of the specimens of *Halysiorhynchus macrocephalus* (Shiple & Hornell, 1906) (Cestoda: Mixodigmatidae) ex *R. ancylostoma* from the Persian Gulf revealed intraspecific variability including the number of the principle hooks per half spiral row in the metabasal armature, the number of the hook rows in the basal armature, and the size of the basal hooks.

MOGHADAM, F.E. & HASELI, M. (2019): *Orymatobothrium persiense* n. sp. (Cestoda: Phyllobothriidea) from the Arabian Smooth-Hound Shark *Mustelus mosis* (Triakidae) in the Persian Gulf. *Acta Parasitologica*, in press

New species: *Orymatobothrium persiense*

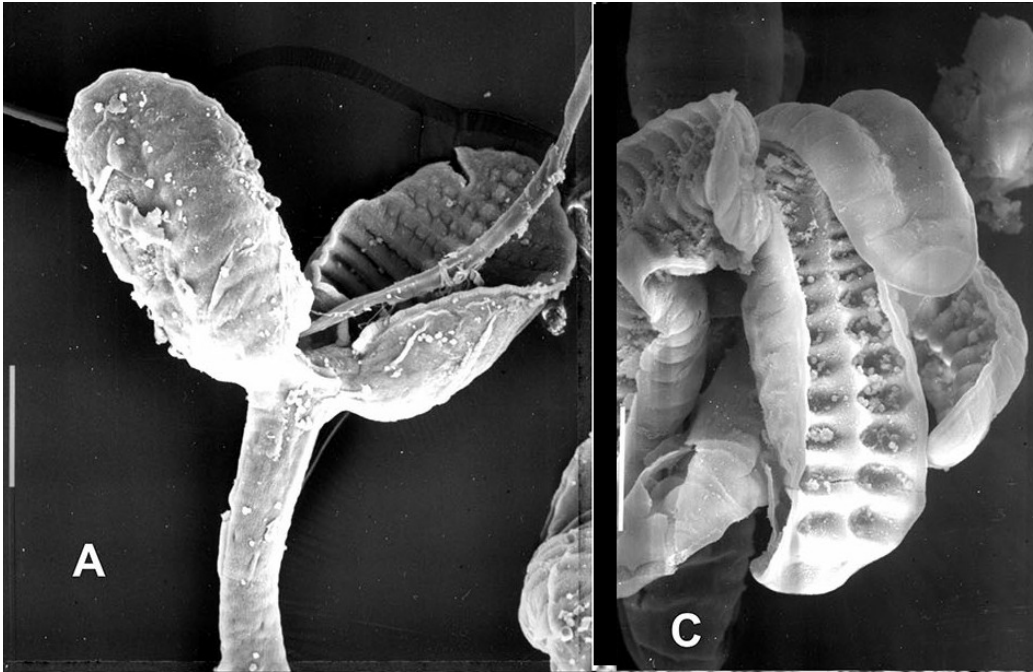
Abstract: A new species of *Orymatobothrium* Diesing, 1863 was discovered from *Mustelus mosis* Hemprich et Ehrenberg in the north-eastern Persian Gulf. *Orymatobothrium persiense* n. sp. is the fourth valid species of its genus and differs from its congeners by the number of the proglottids. In addition, the testes distributed in 3–4 rows deep in cross sections, the length of the cephalic peduncle, and a conspicuous bothridial cleft above the apical sucker distinguish the new species, respectively, from *O. juani*, *O. musteli*, and *O. schmittii*. This is the first time that a species of *Orymatobothrium* is described and reported outside the Atlantic Ocean.

EUDY, E. & CAIRA, J.N. & JENSEN, K. (2019): A New Species of *Pentaloculum* (Cestoda: "Tetrphyllidea") from the Taiwan Saddled Carpetshark, *Cirrhoscyllium formosanum* (Orectolobiformes: Parascylliidae). *Journal of Parasitology*, 105 (2): 303-312

New species: *Pentaloculum hoi*

Abstract: Collection of cestodes from the Taiwan saddled carpetshark, *Cirrhoscyllium formosanum*, for the first time led to the discovery of *Pentaloculum hoi* n. sp. This species provided important insights into the identity of the heretofore monotypic *Pentaloculum*-known previously only from the blind electric ray, *Typhlonarke aysoni*, in New Zealand. The new species differs from *Pentaloculum macrocephalum* in testis number, vitelline follicle and cirrus sac configuration, and in that it is hyperapolytic rather than euapolytic. Maximum-likelihood analysis of sequence data generated for the D1-D3 region of the 28S rDNA gene not only confirmed this generic placement but also confirmed the close affinities between both species of *Pentaloculum* and specimens previously referred to in the literature as new genus 7 n. sp. 1. Examination of limited material of the latter, including that of a second specimen from which partial 28S rDNA sequence data were generated here, led to the realization that new genus 7 n. sp. 1 represents an undescribed species of *Pentaloculum*, referred to here as *Pentaloculum* n. sp. 2. All 3 species share bothridia divided into 1 anterior and 2 consecutive pairs of loculi. Given that *Pentaloculum* n. sp. 2 parasitizes a member of the second and only other genus of parascylliid sharks (i.e., *Parascyllium*), we predict that the 4 other species of *Parascyllium* and the 2 other species of *Cirrhoscyllium* are likely to host other species of *Pentaloculum*. The factors that might account for the eclectic host associations of *Pentaloculum*, which include a torpediniform ray and 2 species of orectolobiform sharks, are currently unclear. The compilation of diet data for these elasmobranchs and

determination of the final intermediate hosts for these cestodes would be interesting avenues of further investigation given that cestodes are trophically transmitted between their intermediate and definitive hosts. The phylogenetic affinities of *Pentaloculum* among elasmobranch cestodes remain unresolved.



COLEMAN, G.M. & BEVERIDGE, I. & CAMPBELL, R.A. (2019): New genera, species and records of rhinebothriidean cestodes (Platyhelminthes) parasitic in Australian stingrays (Elasmobranchii: Batoidea). *Systematic Parasitology*, 96 (4-5): 347-368

New genus: *Ruptobothrium*, *Mixobothrium*

New species: *Ruptobothrium louiseuzeti*, *Mixobothrium queenslandense*, *Rhabdotobothrium meridionale*, *Rhabdotobothrium anoxypristidis*, *Scalithrium australiense*

Abstract: Collections of rhinebothriidean cestodes (Platyhelminthes) from Australian batoid elasmobranchs revealed the presence of a number of new genera and species. *Ruptobothrium louiseuzeti* n. g., n sp. is described from the reticulate whipray, *Himantura australis* Last, Naylor & Manjaji-Matsumoto, from off the Northern Territory and *Mixobothrium queenslandense* n. g., n sp. is described from the green sawfish, *Pristis zijsron* Bleeker, from off north-eastern Queensland. Two new species of *Rhabdotobothrium* Euzet, 1953 are described: *Rhabdotobothrium meridionale* n. sp. from the southern eagle ray *Myliobatis tenuicaudatus* Hector from off South Australia and *Rhabdotobothrium anoxypristidis* n. sp. from the narrow sawfish, *Anoxypristis cuspidatus* (Latham) from off north Western Australia. A new species of *Scalithrium* Healy & Reyda, 2016, *Scalithrium australiense* n. sp., is described from the reticulate whipray, *Himantura australis* Last, Naylor & Manjaji-Matsumoto, from off northern Western Australia. *Scalithrium smitii* (Shinde, Deshmukh & Jadhav, 1981) n. comb. is reported from Australian waters for the first time in the black spotted stingray *Maculabatis toshi* (Whitley) from off northern Western Australia. New host and geographical records are provided for *Stillabothrium jeanfortiae* Forti, Aprill & Reyda, 2016 from the brown whipray *Maculobatis toshi* (Whitley) and the black-spotted whipray, *Maculabatis* cf. *astra* (Last, Manjaji-Matsumoto & Pogonoski) from Moreton Bay in southern Queensland.

MALEKI, L. & MALEK, M. & PALMS, H.W. (2019): Five new species of *Acanthobothrium* (Cestoda: Onchoproteocephalidea) from the long-tailed butterfly ray, *Gymnura* cf. *poecilura* (Elasmobranchii: Gymnuridae), from the Persian Gulf and Gulf of Oman. *PaleoBios*, 36: 1–31

New species: *Acanthobothrium omanense*, *Acanthobothrium kurdistanense*, *Acanthobothrium halehae*, *Acanthobothrium makranense*, *Acanthobothrium persicum*

Abstract: Five new species of *Acanthobothrium* Blanchard, 1848 are described from *Gymnura* cf. *poecilura* from the Gulf of Oman and Persian Gulf. They all belong to the Category 1 and can be differentiated from all congeners by a combination of characters, including marginal lappets on the bothridial rim, the lack of spinirich microtriches on the proximal bothridial surfaces, the position of the genital pore in the posterior one fifth of the proglottid, the direction of the cirrus sac parallel and clinging to the ovarian lobe, the lack of post-vaginal testes, and the interruption of the vitelline follicles by the ovary. The five new species are morphologically similar to each other but differ among each other in their cephalic peduncle length, proglottid and testes number, and the apolysis status. The most similar species to this new group is *Acanthobothrium fogeli* Gloldstein, 1964 from the Gulf of Mexico. The new species differ from *A. fogeli* by the muscular pad size, cephalic peduncle length and having marginal lappets on the bothridial rim. the species of *Acanthobothrium* occurs in three families of elasmobranchs in the Gulf of Oman and Persian Gulf (Dasyatidae, Rhynchobatidae and Gymnuridae). The true identity of many hosts in the region is ambiguous. Therefore, we designated the sampled elasmobranch as *G* cf. *poecilura* in accordance to the previously molecular study on a few individuals from the region.

BANERJEE, S. & MANNA, B. (2019): *Wenyonia sanyali* sp.n. (Platyhelminthes: Cestoidea) from *Chilloscyllum griseum* (Bamboo Shark) in West Bengal, India. *Proceedings of the Zoological Society*, 72 (2): 118–121

New species: *Wenyonia sanyali*

Abstract: The genus *Wenyonia* Woodland, 1923 contains 7 valid species. In this paper *Wenyonia sanyali* sp.n. is described and illustrated from the intestine of *Chilloscyllum griseum* (bamboo shark) from West Bengal, India. The species is characterized by an undifferentiated scolex, without grooves, furrows and bothria; absence of neck and 14–40 testes in apical region that differentiates it from the rest of the described species in the genus.

ZARAGOZA-TAPIA, F. & PULIDO-FLORES, G. & VIOLANTE-GONZALEZ, J. & MONKS, S. (2019): Two new species of *Acanthobothrium* Blanchard, 1848 (Onchobothriidae) in *Narcine entemedor* Jordan & Starks, 1895 (Narcinidae) from Acapulco, Guerrero, Mexico. *Zookeys*, 852: 1-21

New species: *Acanthobothrium soniae*, *Acanthobothrium vidali*

Abstract: Two species of *Acanthobothrium* (Onchoproteocephalidea: Onchobothriidae) are described from the spiral intestine of *Narcine entemedor* Jordan & Starks, 1895, in Bahía de Acapulco, Acapulco, Guerrero, Mexico. Based on the four criteria used for the identification of species of *Acanthobothrium*, *A. soniae* sp. nov. is a Category 2 species (less than 15 mm in total length with less than 50 proglottids, less than 80 testes, and with the ovary asymmetrical in shape). *Acanthobothrium vidali* sp. nov. is a Category 6 species (more than 15 mm in total length with more than 50 proglottids, fewer than 80 testes, and the ovary is asymmetrical). The new species differ from similar species from the Pacific Ocean by total length, the number of proglottids, diameter of the accessory sucker, the length of the cirrus sac, the number of testes per proglottid and the measurements of hooks. With the recognition of *A. soniae* sp. nov. and *A. vidali* sp. nov., 42 species of *Acanthobothrium* have been reported from the Pacific coast of the Americas. This is the first report of species of *Acanthobothrium* from a member of *Narcine* from Mexico and it brings the number of species reported from elasmobranchs from the Pacific Coast of Mexico to 13.

SHAMSI, S. & DANG, M. & ZHU, X.C. & NOWAK, B. (2019): Genetic and morphological characterization of *Mawsonascaris vulvolacinata* n. sp. (Nematoda: Anisakidae) and associated histopathology in a wild caught cowtail stingray, *Pastinachus ater*. *Journal of Fish Diseases*, 42 (7): 1047-1056

New species: *Mawsonascaris vulvolacinata*

Abstract: There are limited reports of infectious agents affecting Australian cowtail stingrays. In the present study, a new species of ascaridoid nematode belonging to the genus *Mawsonascaris* is described. The most distinct characteristic features were observed in females (the presence of a polar spine in the eggs and a flap-like projection in the vulval area). An identification key for *Mawsonascaris* spp. is provided. Additionally, internal transcribed spacers (ITS) sequences were obtained for the new species. Alignment of the ITS sequence of the specimens in the present study with those deposited in GenBank showed that there exists no other highly similar sequence. Phylogenetic analyses resulted in a distinct grouping of our specimens supporting morphological distinction from previously described *Mawsonascaris* spp. Histology was used to investigate the pathology caused by the infection. Necrosis, inflammation and fibrosis were evident at the border of the nodules formed by parasite. A large number of parasites were present in muscularis mucosae and submucosa but not in the muscularis of the stomach. The parasites were associated with an increased inflammatory response, which was also found in the muscularis mucosae and submucosa. Similar pathology has been described in elasmobranchs infected by cestodes, although with more severe lesions.

DARVISHI, F.A. & HASELI, M. (2019): Two new species of *Phoreiobothrium* Linton, 1889 (Cestoda: Onchoproteocephalidea) off southern Iran, completing the puzzle of *Phoreiobothrium* faunas in *Rhizoprionodon acutus* species complex. *Parasitology Research, in press*

New species: *Phoreiobothrium rozatii*, *Phoreiobothrium golchini*

Abstract: It has been shown that the milk shark, *Rhizoprionodon acutus* (Rüppell), is probably a complex of four narrowly distributed cryptic species. To confirm this hypothesis, the oioxenous species of the onchoproteocephalid genus *Phoreiobothrium* Linton, 1889 was recently used to recognize each shark species of this species complex so that *P. nadiae* Caira and Jensen, 2015, *P. swaki* Caira and Jensen, 2015, and *P. jahki* Caira and Jensen, 2015 were described respectively from *Rhizoprionodon* cf. *acutus* 1 off Senegal, *R. cf. acutus* 2 off northern Australia, and *R. cf. acutus* 3 off Borneo. Nonetheless, the *Phoreiobothrium* fauna of *R. acutus* sensu stricto extending around the Arabian Peninsula remained unknown. In the present study, *P. golchini* n. sp. is described from the fourth type of this shark species complex, i.e. *R. acutus* sensu stricto, from the Persian Gulf. Given the oioxeny of the *Phoreiobothrium* species and the recent phylogeny of the milk shark species complex, if the hypothesis of the allopatric cospeciation of the members of the milk shark species complex and their cestodes is considered, it seems that scolex in *Phoreiobothrium* can diverge more rapidly in size and morphology than strobila. Furthermore, *P. rozatii* n. sp. was described from one of the members of the hardnose shark species complex, i.e. *Carcharhinus macloiti* (Müller and Henle), in the Gulf of Oman. This study provides the first data on the occurrence of the species of *Phoreiobothrium* in the Persian Gulf and the Gulf of Oman.

BENMESLEM, K. & RANDHAWA, H.S. & TAZEROUTI, F. (2019): Description of a new species of rhinebothriidean tapeworm from the skate *Dipturus batis* in the Mediterranean Sea. *Journal of Helminthology*, 93 (5): 589-600

New species: *Echeneibothrium algeriensis*

Abstract: Examination of rajid skates off the Algerian coast in the Mediterranean Sea revealed that three of the 33 *Dipturus batis* Linnaeus, 1758 examined harboured a new tapeworm species: *Echeneibothrium algeriensis* n. sp. This new species, collected from the anterior half of the spiral valves, is described on the basis of morphological data from light and scanning electron microscopy. The new species differs from previously described *Echeneibothrium* species by details of the scolex and loculi, total length, the length of the myzorhynchus, the number of proglottides, and the number of testes. Comparison of the diets of the ten skate species common in the Mediterranean basin indicates some varying degree of overlap, suggesting that host specificity in this host-parasite system is determined by other host and/or ecological variables such as adaptations of the parasites to their respective hosts, either on the morpho-anatomical level, in physiological characteristics of the parasite's habitat, in the trophic requirements for the successful transmission of the parasite, or in adaptations to the behavioural characteristics of the host. Furthermore, restricted overlap of *E. algeriensis* n. sp. with congeners in parasite assemblages of *D. batis* indicates some structuring according to

attachment-site preferences. However, attachment-site preferences are not explained solely by morphological compatibility between bothridia and villi. This study reiterates the need to examine multiple factors synergistically in studies on host specificity of parasites, and the need to examine the parasite fauna of hosts across their entire geographical range in order to truly appreciate the biodiversity they harbour.

SHAMSI, S. & BARTON, D.P. & ZHU, X.C. (2019): Description and characterisation of *Terranova pectinolabiata* n. sp. (Nematoda: Anisakidae) in great hammerhead shark, *Sphyrna mokarran* (Ruppell, 1837), in Australia. *Parasitology Research*, 118 (7): 2159-2168

New species: *Terranova pectinolabiata*

Abstract: *Terranova pectinolabiata* n. sp. is described from the great hammerhead, *Sphyrna mokarran*, from Australian waters. This represents the first report of a species of *Terranova* from the host species. The new species is characterised by the morphology of the caudal plates and labia. ITS sequences were obtained for 20 specimens which were identical, despite morphological variation that has traditionally been indicative of separation of species. Additionally, genetic analyses confirmed the identification of the larval *Terranova* Type II previously reported in Australian and New Caledonian waters as *Terranova pectinolabiata* n. sp.



RUIZ-ESCOBAR, F. & OCEGUERA-FIGUEROA, A. (2019): A new species of *Branchellion* Savigny, 1822 (Hirudinida: Piscicolidae), a marine leech parasitic on the giant electric ray *Narcine entemedor* Jordan & Starks (Batoidea: Narcinidae) off Oaxaca, Mexico. *Systematic Parasitology*, in press

New species: *Branchellion spindolaorum*

Abstract: *Branchellion spindolaorum* n. sp. (Hirudinida: Piscicolidae) is described based on specimens found parasitising the giant electric ray *Narcine entemedor* Jordan & Starks off the coast of Oaxaca, Mexico. The new species can be clearly distinguished from the other species of *Branchellion* Savigny, 1822 by the presence of 30 pairs of lateral branchiae and 10 pairs of pulsatile vesicles. The definition of the genus *Branchellion* is expanded to include species with either 30, 31 or 33 pairs of foliaceous (plate-like) lateral branchiae in the urosome. In addition, we provide for the first time for the genus, scanning electron micrographs of the secondary suckers located on the ventral surface of the posterior sucker. Additionally, partial DNA sequences of the mitochondrial cytochrome c oxidase subunit 1 (*cox1*) were generated and compared with homologous sequences of other species of the genus. *Branchellion spindolaorum* n. sp. represents the fourth species of the genus known in the Eastern Pacific and the first record of a leech parasitising *N. entemedor*.

COLEMAN, G.M. & BEVERIDGE, I. & CAMPBELL, R.A. (2019): *Caulobothrium pedunculatum* sp. nov., a new species of cestode (Platyhelminthes) parasitic in Australian stingrays (Elasmobranchii: Batoidea). *Transactions of the Royal Society of South Australia, in press*

New species: *Caulobothrium pedunculatum*

Abstract: The cestode genus *Caulobothrium* Baer, 1948 is reported from the Australian region for the first time with the description of *C. pedunculatum* sp. nov. from the spiral intestine of the stingray *Pastinachus ater* (Macleay) (Dasyatidae) from the Northern Territory, Western Australia and Queensland. The new species is differentiated from congeners by the presence of 56–62 loculi per bothridium, two rows of paired loculi, the location of the genital pore and the distribution of the 60–91 testes in the mature segment.

SMALES, L.R. & BARTON, D.P. & CHISHOLM, L.A. (2019): Acanthocephalans from Australian elasmobranchs (Chondrichthyes) with a description of a new species in the genus *Gorgorhynchus* Chandler, 1934 (Rhadinorhynchidae). *Systematic Parasitology*, 96 (7): 565-573

New species: *Gorgorhynchus occultus*

Abstract: *Gorgorhynchus occultus* n. sp. is described from *Sutorectus tentaculatus* (Peters) (Orectolobidae) collected off Bunbury, Western Australia in 1986. The new species differs from all other species of *Gorgorhynchus* Chandler, 1934 by having a suite of characters including a proboscis hook formula of 18–20 rows of 8–9 hooks, a well-developed neck, irregular circles of small spines in a single anterior field, the male reproductive system limited to the posterior quarter of the trunk and three cement glands. In a survey of 284 sharks collected between 2015 and 2018 from 10 localities in Australian waters, 11 individuals were infected with acanthocephalan cystacanths. One individual of *Sphyrna mokarran* (Rupell) (Sphyrnidae) was infected with *Corynosoma cetaceum* Johnston & Best, 1931. *Serrasentis sagittifer* (Linton, 1889) (Rhadinorhynchidae) was found in five individuals of *S. mokarran*, four individuals of *Syphyrna lewini* (Griffith & Smith) and one individual of *Carcharhinus coatesi* (Whitley) (Carcharhinidae). These infections may be accidental because it has been suggested that acanthocephalans cannot tolerate the high levels of urea used by marine and estuarine elasmobranchs for osmoregulation. The two most common host species examined, *S. mokarran* and *S. lewini* had the highest intensities and prevalences of infection with *S. sagittifer*. Although more individuals of *S. lewini* were examined, *S. mokarran* had the higher prevalence of infection.

DEROUICHE, I. & NEIFAR, L. & GEY, D. & JUSTINE, J.-L. & TAZEROUTI, F. (2019): *Holocephalocotyle monstrosae* n. gen. n. sp. (Monogenea, Monocotylidae) from the olfactory rosette of the rabbit fish, *Chimaera monstrosa* (Holocephali, Chimaeridae) in deep waters off Algeria. *Parasite*, 26: 59

New genus: *Holocephalocotyle*

New species: *Holocephalocotyle monstrosae*


Abstract: Based on a molecular and morphological study, a new monocotylid genus, *Holocephalocotyle* n. gen. is proposed to accommodate *Holocephalocotyle monstrosae* n. sp., found on the olfactory rosette of the

rabbit fish, *Chimaera monstrosa* Linnaeus (Chondrichthyes, Chimaeridae), from the Mediterranean Sea off Algeria. Identification of fish hosts was confirmed by molecular barcoding of the COI gene. A partial 28S rDNA sequence (D1–D2 domain) of *Holocephalocotyle monstrosae* was obtained; it was distinct from all known monocotyloid sequences (*p*-distance: 15.5–23%). A phylogenetic tree constructed from available monocotyloid sequences showed that *Holocephalocotyle monstrosae* was included, and basal, in a robust group including species of *Merizocotyle*, *Mycteronastes* and *Empruthotrema*, confirming that the species is a member of the Merizocotylineae. The new genus is unique among the Merizocotylineae in having a distinctive pattern of haptoral loculi with one central, five peripheral and seven “interperipheral loculi” partially inserted between peripheral loculi and a compartmentalised sclerotised male copulatory organ. The diagnosis of the Merizocotylineae is amended to include this new genus. The new genus represents the second monocotyloid genus recorded from holocephalans.

MORAVEC, F. & BARTON, D.P. (2019): Description of *Piscicapillaria bursata* sp. nov. (Capillariidae) and Redescription of *Parascarophis sphyrnae* Campana-Rouget, 1955 (Cystidicolidae), Two Nematode Parasites of Hammerhead Sharks (*Sphyrna* spp.) off Australia. *Acta Parasitologica*, in press

New species: *Piscicapillaria bursata*

Abstract: Purpose Data on helminth parasites in hammerhead sharks are scarce and, therefore, new examinations of these hosts are needed to recognize the species composition of their parasites, including nematodes. Methods Helminthological examinations of hammerhead sharks, *Sphyrna lewini* (Griffith et Smith) (209 specimens) and *Sphyrna mokarran* (Rüppell) (57 specimens) (Sphyrnidae, Carcharhiniformes), from off the northern coast of Australia revealed one new and one insufficiently known species of intestinal nematode parasites. These were studied with the use of light and scanning electron microscopy. Results Both nematode species are described. *Piscicapillaria bursata* sp. nov. (Capillariidae) from *S. mokarran* (type host) and *S. lewini* differs from its congeners mainly in the spicule length (330 µm), body length of gravid females 12.80–21.26 mm and in possessing a subterminal female anus. The specimens of *Parascarophis sphyrnae* Campana-Rouget, 1955 (Cystidicolidae) (type species of *Parascarophis* Campana-Rouget, 1955) collected from *S. lewini* made it possible to redescribe the female and, for the first time, to describe the male; the same species was also found in *S. mokarran*. Amended diagnosis of *Parascarophis* is provided. *Parascarophis* is mainly characterized by the presence of lateral alae, a unique feature within the Cystidicolidae, and by the cephalic structures (presence of a cuticular hood and a pair of anterolateral plate-like structures in the mouth). Conclusions In addition to the discovery of a new nematode species, *Pi. bursata* sp. nov., the finding of *Pa. sphyrnae* in Australian waters represents a new geographical record of this parasite outside the Atlantic Ocean. The species of *Parascarophis* previously described from teleosts, *P. bharatii* Agrawal, 1965, *P. oteroi* Arya, 1992 and *P. mulloidi* Imam, Tawfik et Abdel Hady, 1982, are designated as species inquirendae and incertae sedis. The finding of *P. sphyrnae* in Australian waters represents a new geographical record of this parasite outside the Atlantic Ocean. *Pa. sphyrnae* had not been reported previously from beyond the Atlantic Ocean.



TOMIKAWA, K. & YANAGISAWA, M. & HIGASHIJI, T. & YANO, N. & VADER, W. (2019): A New Species of *Podocerus* (Crustacea: Amphipoda: Podoceridae) Associated with the Whale Shark *Rhincodon typus*. *Species Diversity*, 24 (2): 209–216

New species: *Podocerus jinbe*

Abstract: A new species of podocerid amphipod, *Podocerus jinbe*, is named and described. This new species was collected from the gill rakers of the whale shark *Rhincodon typus* Smith, 1828 from off Yomitan Village, Okinawa Island, Japan. This is the first record of an amphipod associated with the whale shark. *Podocerus jinbe* sp. nov. is morphologically similar to *P. zeylanicus* (Walker, 1904), but differs from the latter by its larger body size, shorter peduncular article 1 of antenna 1, longer flagellar article 1 of antenna 1, subrectangular propodus of male gnathopod 1, anteriorly concave basis of male gnathopod 2, narrow merus of female gnathopod 2, greater number of robust setae on rami of uropods 1 and 2, and greater number of long robust setae on the telson apical lobe. Additionally, a partial DNA sequence of the mitochondrial cytochrome c oxidase subunit I (COI) of this species was determined for future studies.

RUIZ, C.K. & BULLARD, S.A. (2019): A new species of parasitic copepod (Siphonostomatoida: Lernaepodidae: *Neoalbionella* Ozdiken, 2008) infecting the skin of a gulper shark, *Centrophorus* sp. (Squaliformes: Centrophoridae), in the Gulf of Mexico, with a key to species of *Neoalbionella*. *Journal of Crustacean Biology*, 39 (4): 459-467

New species: *Neoalbionella dannytangi*

Abstract: We describe male and female specimens of a species of *Neoalbionella* Ozdiken, 2008 (Siphonostomatoida, Lernaepodidae), *Neoalbionella dannytangisp. nov.*, infecting the skin of a gulper shark *Centrophorus* sp. (Centrophoridae) in the northern Gulf of Mexico. Females of the new species most closely resemble those of *Neoalbionella globosa* (Leigh-Sharpe, 1918) but are unique among congeners by having the combination of 1) terminal endopodal segment of antenna with a reduced distal tubercle having a minute protuberance, 2) maxillule with a spinulose lateral palp and praecoxal endite, 3) maxilla with a swollen tip nearly parallel with the distal surface of the bulla, and 4) maxilliped with a sub-circular spinulose pad along the proximal myxal margin of the corpus maxillipedis. The male copepod was attached to the tip of a female's posterior process and was assigned to *Neoalbionella* by having a cephalosome nearly equal in length to the trunk and tapered caudal rami directed posteroventrally (swollen and directed anterodorsally in males of *Lernaepoda* von Nordmann, 1832). It was distinct from those of all other congeners by having 1) an antenna terminal endopodal segment and maxillule similar to that of the female, 2) a maxilla syncoxa with an anteromedial process having seven large, conical denticles, 4) a bifid mediative process approximately as wide as the length of the shortest lobe, and 5) a caudal ramus with a unique configuration and number of setae. This is the second report of a species of *Neoalbionella* from the Gulf of Mexico and the third nominal species of

Neoalbionella reported from gulper sharks (*Centrophorus* spp.). We also provide keys to females and males of *Neoalbionella*.

IRIGOITIA, M.M. & BRAICOVICH, P.E. & ROSSIN, M.A. & CANEL, D. & LEVY, E. & FARBER, M.D. & TIMI, J.T. (2019): Diversity of *Empruthotrema* Johnston and Tiegs, 1992 parasitizing batoids (Chondrichthyes: Rajiformes and Myliobatiformes) from the Southwest Atlantic Ocean, with description of three new species. *Parasitology Research*, 118 (11): 3113-3127

New species: *Empruthotrema aoneken*, *Empruthotrema orashken*, *Empruthotrema dorae*

Abstract: During an extensive research project involving 519 specimens of batoids, including 13 species of Rajiformes and Myliobatiformes (Chondrichthyes) from the Argentine Sea, three new species of *Empruthotrema* were found and are described using morphologic characteristics and two molecular markers: LSU rDNA and COI mtDNA. The new species can be distinguished from their congeners by the number and distribution of the marginal loculi, the length and morphology of male copulatory organ, and the presence of eyespots. Additionally, multivariate analysis identified the dimensions of the pharynx and ejaculatory bulb as diagnostic features. Host specificity and previous records of the genus in the region are discussed. This is the first description of new species in this genus for the Southwestern Atlantic Ocean, as well as for arhynchobatid hosts.

MORALES-SERNA, F.N. & CROW, G.L. & MONTES, M.M. & GONZALEZ, M.T. (2019): Description of *Echthrogaleus spinulus* n. sp. (Copepoda: Pandaridae) parasitic on a torpedo ray from the central Pacific Ocean utilising a morphological and molecular approach. *Systematic Parasitology*, 96 (9): 777–788

New species: *Echthrogaleus spinulus*

Abstract: A new species of parasitic copepod, *Echthrogaleus spinulus* n. sp. (Pandaridae), is described from the torpedo ray *Tetronarce tokionis* (Tanaka) (Torpedinidae) captured in pelagic Hawaiian waters. The new species has pediger 4 bearing large dorsal plates with denticles on posterior margin, genital complex with posterolateral lobes widely curved medially and overlapping, leg 4 exopod incompletely 3-segmented, and the largest body size (maximum length 16 mm from anterior rim of frontal plates to tip of caudal rami, excluding setae). This morphology does not match any of the seven valid species of *Echthrogaleus* Steenstrup & Lütken, 1861. Analysis of 28S rDNA sequences separated the new material from the Central Pacific from samples of *E. coleopratus* in the Atlantic and Eastern Pacific Oceans. However, due to the lack of DNA sequences in the databases, the new 28S rDNA sequence cannot be used to confirm the species identity. The unique morphological characteristics of the Central Pacific female copepods combined with 28S rDNA sequencing was used as a basis to validate the new species.

NACARI, L.A. & SEPULVEDA, F.A. & ESCRIBANO, R. & OLIVA, M.E. (2019): Two new species of *Acanthocotyle* Monticelli, 1888 (Monogenea: Acanthocotylidae), parasites of two deep-sea skates (Elasmobranchii: Rajiformes) in the South-East Pacific. *Parasites & Vectors*, 12 (1): 512

New species: *Acanthocotyle imo*, *Acanthocotyle atacamensis*

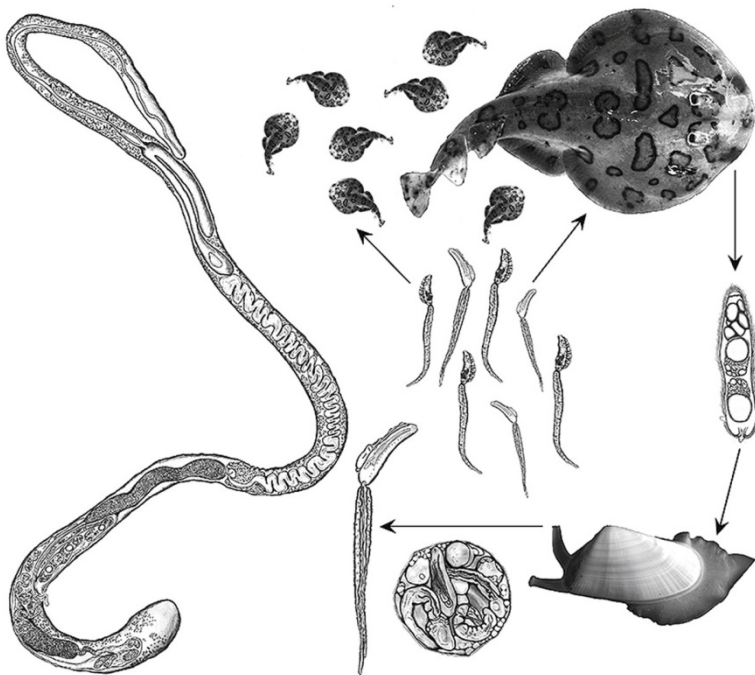
Abstract: Background: Parasites of deep-sea fishes from the South-East Pacific (SPO) are poorly known. Of c.1030 species of fish found in this area, 100–150 inhabit the deep-sea (deeper than 200 m). Only six articles concerning metazoan parasites of fish from deep-waters of SPO are known, and nine monogenean species have been reported. Currently, ten species are known in *Acanthocotyle* Monticelli, 1888 (Monogenea) and when stated, all of them are found in shallow waters (10–100 m). *Acanthocotyle gurgesiella* Nacari, Sepulveda, Escribano & Oliva, 2018 is the only known species parasitizing deep-sea skates (350–450 m) in the SPO. The aim of this study was the description of two new species of *Acanthocotyle* from two Rajiformes. Methods: In September 2017, we examined specimens of two species of deep-sea skates (Rajiformes), *Amblyraja freerichsi* (Kreft) and *Bathyraja peruana* McEachran & Myyake, caught at c.1500 m depth of Tocopilla, northern Chile, as a by-catch of the Patagonian tooth fish *Dissostichus eleginoides* Smitt fishery. Specimens of *Acanthocotyle*

were collected from the skin of the skates. Morphometric (including multivariate analysis of proportional measurements, standardized by total length), morphological and molecular analyses (LSU rRNA and cox1 genes) were performed in order to identify the collected specimens. Results: The three approaches used in this study strongly suggest the presence of two new species in the genus *Acanthocotyle*: *Acanthocotyle imo* n. sp. and *Acanthocotyle atacamensis* n. sp. parasitizing the skin of the thickbody skate *Amblyraja freerichsi* and the Peruvian skate *Bathyraja peruana*, respectively. The main morphological differences from the closely related species *Acanthocotyle verrilli* Goto, 1899 include the number of radial rows of sclerites, the non-discrete vitelline follicles and the number of testes. Conclusions: The two species of monogeneans described here are the only recorded parasites from their respective host species in the SPO. Assessing host specificity for members of *Acanthocotyle* requires clarifying the systematics of Rajiformes.

PALM, H.W. & PALM, N. & HASELI, M. (2019): Tentaculariid trypanorhynchs (Platyhelminthes: Cestoda) from *Mobula japonica* (Muller & Henle) from Indonesia, with the description of two new species. *Parasitology Research*, in press

New species: *Nybelinia balinensis*, *Nybelinia mobulicola*

Abstract: This study presents new information on tentaculariid trypanorhynchs from the Indo-Pacific region around Bali, Indonesia. Two new tentaculariid species, *Nybelinia balinensis* n. sp. and *N. mobulicola* n. sp., are described from the stomach of their myliobatid host *Mobula japonica* (Müller & Henle). *Nybelinia balinensis* n. sp. is a large-sized tentaculariid (scolex length, 6766–10,991). It can be distinguished from its congeners by a falcate metabasal armature, a unique basal armature of four rows of triangular shaped hooks, craspedote proglottids, and testes arranged in multiple layers in two separate lateral fields. *N. mobulicola* n. sp. can be characterized by short tentacles of 25 rows of hooks and 60 testes not reaching posterior to the ovary. A combination of a shorter basal armature of uncinata hooks without anterior extension of the base and fewer metabasal uncinata hooks with anterior extension of the base distinguishes it from *N. lingualis* (Cuvier, 1817). It differs from *N. balinensis* n. sp. in the possession of uncinata rather triangular shaped basal hooks. The *Nybelinia* Poche, 1926 fauna of *M. japonica* is highly specific, in line with a unique trypanorhynch fauna earlier described for the devil rays. This reflects their unique position as oceanic plankton feeders within the marine food web.



WARREN, M.B. & BULLARD, S.A. (2019): First elucidation of a blood fluke (*Electrovermis zappum* n. gen., n. sp.) life cycle including a chondrichthyan or bivalve. *International Journal for Parasitology: Parasites and Wildlife*, 10: 170-183

New species: *Electrovermis zappum*

Abstract: We describe a new fish blood fluke (Digenea: Aporocotylidae: *Electrovermis zappum* n. gen., n. sp.) and its life cycle in the intertidal zone adjacent to Mobile Bay (north-central Gulf of Mexico). This is the first elucidated aporocotylid life cycle that includes a chondrichthyan definitive host or a bivalve intermediate host. The new species undergoes asexual reproduction within the gonad of the variable coquina clam before maturing in the heart of the lesser electric ray. These adults and cercariae had identical 28S, 18S, and ITS2 nucleotide sequences. The new genus is similar to *Ogawaia* Cutmore et al., 2018 by having an inverse U-shaped intestine, a looping testis, and a uterus having distinct ascending and descending segments. It differs by having a body that is $\geq 30 \times$ longer than wide, a testis with >30 curves, an obvious cirrus sac enveloping an extremely elongate cirrus, an ovary anterior to the seminal vesicle, and a post-gonadal uterus. The new species further differs from the type species of *Ogawaia* (*Ogawaia glaucostegi* Cutmore et al., 2018) by having a massive seminal vesicle ($>10\%$ of body length), a cirrus sac enveloping an extremely elongate cirrus, and a slightly sinuous uterus. Histology confirmed gametogenesis in an infected coquina clam but no discernible cellular response to infection was observed. We also i) characterize a second morphologically and genetically distinct cercaria (perhaps representing an innominate chondrichthyan aporocotylid) infecting the green jackknife clam in Mississippi Sound (north-central Gulf of Mexico), ii) compare all known aporocotylid cercariae infecting estuarine and marine mollusks and polychaetes and iii) provide a key to identify those cercariae. A phylogenetic analysis including nucleotide sequences from adult and cercarial specimens of the newly collected fish blood flukes further supports the notion that chondrichthyan aporocotylids are monophyletic and use bivalves as the first intermediate host; perhaps unlike any other blood fluke lineage.

ÑACARI, L.A. & SEPULVEDA, F.A. & DROGUET, F. & ESCRIBANO, R. & OLIVA, M.E. (2019):

Calicotyle hydrolagi n. sp. (Monogenea: Monocotylidae) infecting the deep-sea Eastern Pacific black ghost shark *Hydrolagus melanophasma* from the Atacama Trench, with comments on host specificity of *Calicotyle* spp. *Parasitology International*, 75: 102025

New species: *Calicotyle hydrolagi*

Abstract: We describe *Calicotyle hydrolagi* n. sp. (Monogenea: Monocotylidae) infecting the cloaca of deep-water Eastern Pacific black ghost sharks, *Hydrolagus melanophasma* captured as bycatch at a local fishery for Patagonian toothfish *Dissostichus eleginoides*, (Nototheniidae) in the Atacama Trench using morphological and nucleotide (LSU rRNA and SSU rRNA) data. This new species is differentiated from its congeners by a number of characters, including the absence of a cecal diverticula, the size and shape of the male copulatory organ and the shape of the vagina, as well as by differences in molecular data (SSU rRNA and LSU rRNA). The suitability of some sclerotized structures such as the male copulatory organ (MCO) as a taxonomic character is discussed; specifically, we found that the relationship between MCO and total length exhibit different trends in members of *Calicotyle* isolated from sharks, skates and chimaeras. Additional efforts to obtain sample of *Calicotyle* species and further molecular studies based on ribosomal and mitochondrial genes are necessary to clarify the degree of host specificity in this genus. Additionally, this is the first report of a member of *Calicotyle* to be reported in the Southeastern Pacific Ocean.

3.5 Distribution

- ACERO, A. & TAVERA, J.J. & POLANCO, A. & BOLANOS-CUBILLOS, N. (2019)** Fish Biodiversity in Three Northern Islands of the Sea flower Biosphere Reserve (Colombian Caribbean). *Frontiers in Marine Science*, 6: Unsp 113 <https://dx.doi.org/10.3389/fmars.2019.00113>
- AHMED, M.S. & CHOWDHURY, N.Z. & DATTA, S.K. & ZHILIK, A.A. (2019)** New Geographical Record of the Burmese Bamboo Shark, *Chiloscyllium burmensis* (Orectolobiformes: Hemiscylliidae), from Bangladesh Waters. *Thalassas*, 35 (2): 347-350 <https://dx.doi.org/10.1007/s41208-019-00153-3>
- ALMEIDA, A.J. & BISCOITO, M. (2019)** Keys to the fishes of the Eastern Atlantic Ocean, Mediterranean Sea and Black Sea. I – Myxini; Petromyzontida; Chondrichthyes *Boletim do Museu de História Natural do Funchal, Suppl.* 15: 1-195
- ARAI, T. & AZRI, A. (2019)** Diversity, occurrence and conservation of sharks in the southern South China Sea. *Plos One*, 14 (3): e0213864 <https://dx.doi.org/10.1371/journal.pone.0213864>
- BAREMORE, I.E. & POLANCO-VASQUEZ, F. & HACOEN-DOMENE, A. & CASTELLANOS, D.W. & GRAHAM, R.T. (2019)** Short-term movement of a night shark (*Carcharhinus signatus*) in the western Caribbean with notes on the species' distribution and threats in the region. *Environmental Biology of Fishes*, 102 (3): 519-526 <https://dx.doi.org/10.1007/s10641-019-0849-0>
- BARNETT, A. & MCALLISTER, J.D. & SEMMENS, J. & ABRANTES, K. & SHEAVES, M. & AWRUCH, C. (2019)** Identification of essential habitats: Including chimaeras into current shark protected areas. *Aquatic Conservation: Marine and Freshwater Ecosystems*, 29 (6): 865-880 <https://dx.doi.org/10.1002/aqc.3087>
- BARR, Y. & ABELSON, A. (2019)** Feeding - Cleaning Trade-Off: Manta Ray "Decision-Making" as a Conservation Tool. *Frontiers in Marine Science*, 6: Unsp 88 <https://dx.doi.org/10.3389/fmars.2019.00088>
- BEALE, C.S. & STEWART, J.D. & SETYAWAN, E. & SIANIPAR, A.B. & ERDMANN, M.V. (2019)** Population dynamics of oceanic manta rays (*Mobula birostris*) in the Raja Ampat Archipelago, West Papua, Indonesia, and the impacts of the El Nino-Southern Oscillation on their movement ecology. *Diversity and Distributions*, 25 (9): 1472-1487 <https://dx.doi.org/10.1111/ddi.12962>
- BECERRIL-GARCIA, E.E. & HOYOS-PADILLA, E.M. & PETATAN-RAMIREZ, D. & GALVAN-MAGANA, F. (2019)** Southernmost record of the white shark *Carcharodon carcharias* (Chondrichthyes: Lamnidae) in the Mexican Pacific. *Latin American Journal of Aquatic Research*, 47 (1): 190-193 <https://dx.doi.org/10.3856/vol47-issue1-fulltext-22>
- BEN AMOR, M.M. & AMOR, K.O.-B. & CAPAPÉ, C. (2019)** A shoal of Bluntnose Sixgill Shark *Hexanchus griseus* (Chondrichthyes: Hexanchidae) from the Tunisian Coast (Central Mediterranean). *Thalassia Salentina*, 41: 83-88
- BILECENOĞLU, M. (2019)** First record of *Aetomylaeus bovinus* (Geoffroy St. Hilaire, 1817) (Elasmobranchii: Myliobatidae), from the Sea of Marmara. *Journal of the Black Sea Mediterranean Environment*, 25 (2): 182-187
- BOLANO-MARTINEZ, N. & HERNANDEZ-MUNOZ, S. & URIBE-ALCOCER, M. & GALVAN-MAGANA, F. & RITCHIE, P.A. & GARCIA-DE LEON, F.J. & DIAZ-JAIMES, P. (2019)** Population genetic divergence as consequence of past range expansion of the smooth hammerhead shark *Sphyrna zygaena*. *Hydrobiologia*, 837 (1): 31-46 <https://dx.doi.org/10.1007/s10750-019-3957-0>
- BOLDROCCHI, G. & MONTICELLI, D. & MOUSSA OMAR, Y. & BETTINETTI, R. (2019)** Trace elements and POPs in two commercial shark species from Djibouti: Implications for human exposure. *Science of The Total Environment*, 669: 637-648 <https://dx.doi.org/10.1016/j.scitotenv.2019.03.122>

- BORODAVKINA, M.V. & CHERNOVA, N.V. & CHEKMENEVA, N.A. (2019)** About New Findings of the Greenland Shark *Somniosus microcephalus* in the Kara Sea. *Journal of Ichthyology*, 59 (4): 623–627 <https://dx.doi.org/10.1134/S0032945219030020>
- BROWN, J. & BEARD, A. & CLINGHAM, E. & FRICKE, R. & HENRY, L. & WIRTZ, P. (2019)** The fishes of St Helena Island, central Atlantic Ocean—new records and an annotated check-list. *Zootaxa*, 4543 (2): 151–194 <https://dx.doi.org/10.11646/zootaxa.4543.2.1>
- BURGOS-VÁZQUEZ, M.I. & CRUZ-ESCALONA, V.H. & GONZÁLEZ-ACOSTA, A.F. (2019)** Biological Notes and Distribution of *Tetronarce californica* (Ayres 1855) (Elasmobranchii: Torpediniformes: Torpedinidae) from the Gulf of California, Mexico. *Thalassas*, 35 (2): 369–374 <https://dx.doi.org/10.1007/s41208-019-00136-4>
- BYRNE, M.E. & VAUDO, J.J. & HARVEY, G.C.M. & JOHNSTON, M.W. & WETHERBEE, B.M. & SHIVJI, M. (2019)** Behavioral response of a mobile marine predator to environmental variables differs across ecoregions. *Ecography*, 42 (9): 1569–1578 <https://dx.doi.org/10.1111/ecog.04463>
- CARBONARA, P. & CANNAS, R. & DONNALOIA, M. & MELIS, R. & PORCU, C. & SPEDICATO, M.T. & ZUPA, W. & FOLLESA, M.C. (2019)** On the presence of *Dipturus nidarosiensis* (Storm, 1881) in the Central Mediterranean area. *PeerJ*, 7: e7009 <https://dx.doi.org/10.7717/peerj.7009>
- CARMO, C.B. & FERRETTE, B.L.S. & CAMARGO, S.M. & ROXO, F.F. & COELHO, R. & GARLA, R.C. & OLIVEIRA, C. & PIERCY, A.N. & BORNATOWSKI, H. & FORESTI, F. & BURGESS, G.H. & MENDONÇA, F.F. (2019)** A new map of the tiger shark (*Galeocerdo cuvier*) genetic population structure in the western Atlantic Ocean: Hypothesis of an equatorial convergence centre. *Aquatic Conservation: Marine and Freshwater Ecosystems*, 29 (5): 760–772 <https://dx.doi.org/10.1002/aqc.3029>
- CARNEIRO, M. & MARTINS, R. & REINER, F. & BATISTA, I. (2019)** Ichthyofauna of Portugal: Taxonomic diversity, common and scientific names of marine fishes Vol. 1 + 2 [Ictiofauna de Portugal: Diversidade taxonómica, nomes comuns e nomes científicos dos peixes marinhos]. *Instituto Português do Mar e da Atmosfera, I.P., Lisboa – Portugal, vol 1 (pp. 376), vol. 2 (154 pp.)*
- CARPENTIER, A.S. & BERTHE, C. & ENDER, I. & JAINE, F.R.A. & MOURIER, J. & STEVENS, G. & DE ROSEMONT, M. & CLUA, E. (2019)** Preliminary insights into the population characteristics and distribution of reef (*Mobula alfredi*) and oceanic (*M. birostris*) manta rays in French Polynesia. *Coral Reefs*, 38 (6): 1197–1210 <https://dx.doi.org/10.1007/s00338-019-01854-0>
- CARPENTIER, A.S. & BERTHE, C. & ENDER, I. & JAINE, F.R.A. & MOURIER, J. & STEVENS, G. & DE ROSEMONT, M. & CLUA, E. (2019)** Correction to: Preliminary insights into the population characteristics and distribution of reef (*Mobula alfredi*) and oceanic (*M. birostris*) manta rays in French Polynesia. *Coral Reefs*, 38 (6): 1353 <https://dx.doi.org/10.1007/s00338-019-01862-0>
- CHAZEAU, C. & IGLÉSIAS, S.P. & PÉRON, C. & GASCO, N. & MARTIN, A. & DUHAMEL, G. (2019)** Shark by-catch observed in the bottom longline fishery off the Kerguelen Islands in 2006–2016, with a focus on the traveller lantern shark (*Etmopterus viator*). *Second Kerguelen Plateau Symposium: marine ecosystem and fisheries*: 311–327
- COCHRAN, J.E.M. & BRAUN, C.D. & CAGUA, E.F. & CAMPBELL, M.F. & HARDENSTINE, R.S. & KATTAN, A. & PRIEST, M.A. & SINCLAIR-TAYLOR, T.H. & SKOMAL, G.B. & SULTAN, S. & SUN, L. & THORROLD, S.R. & BERUMEN, M.L. (2019)** Multi-method assessment of whale shark (*Rhincodon typus*) residency, distribution, and dispersal behavior at an aggregation site in the Red Sea. *PLoS ONE*, 14 (9): e0222285 <https://dx.doi.org/10.1371/journal.pone.0222285>
- COLLOCA, F. & SCANNELLA, D. & GERACI, M.L. & FALSONE, F. & GIUSTO, B. & VITALE, S. & DILORENZO, M. & BONO, G. (2019)** British sharks in Sicily: records of long-distance migration of tope shark (*Galeorhinus galeus*) from the north-eastern Atlantic to the Mediterranean Sea. *Mediterranean Marine Science*, 20 (2): 309–313 <https://dx.doi.org/10.12681/mms.18121>

- CRAMPTON, W.G.R. (2019)** Electroreception, electrogenesis and electric signal evolution. *Journal of Fish Biology*, 95 (1): 92-134 <https://dx.doi.org/10.1111/jfb.13922>
- CUEVAS, J.M. & GARCIA, M. & HOZBOR, N. & FARIA, V.V. & PAESCH, L. (2019)** Tracing the occurrence of the Critically Endangered smalltooth sawfish *Pristis pectinata* at its southernmost distribution in the Southwest Atlantic Ocean. *Endangered Species Research*, 38: 1-9 <https://dx.doi.org/10.3354/esr00932>
- DAGOSTA, F.C.P. & DE PINNA, M. (2019)** The Fishes of the Amazon: Distribution and Biogeographical Patterns, with a Comprehensive List of Species. *Bulletin of the American Museum of Natural History*, 431 (1): <https://dx.doi.org/10.1206/0003-0090.431.1.1>
- DALY-ENGEL, T.S. & BAREMORE, I.E. & GRUBBS, R.D. & GULAK, S.J.B. & GRAHAM, R.T. & ENZENUER, M.P. (2019)** Resurrection of the sixgill shark *Hexanchus vitulus* Springer & Waller, 1969 (Hexanchiformes, Hexanchidae), with comments on its distribution in the northwest Atlantic Ocean. *Marine Biodiversity*, 49 (2): 759–768 <https://dx.doi.org/10.1007/s12526-018-0849-x>
- DE OLIVEIRA AFONSO CORDEIRO, L. & ODDONE, M.C. (2019)** Diversity and abundance of hatched skate (Chondrichthyes: Elasmobranchii: Rajoidei) egg cases at Cassino Beach, Rio Grande Do Sul, Brazil. *Boletín de la Sociedad Zoológica del Uruguay*, 28 (2): 38-58 <https://dx.doi.org/10.26462/28.2.1>
- DELSER, P.M. & CORRIGAN, S. & DUCKETT, D. & SUWALSKI, A. & VEUILLE, M. & PLANES, S. & NAYLOR, G.J.P. & MONA, S. (2019)** Demographic inferences after a range expansion can be biased: the test case of the blacktip reef shark (*Carcharhinus melanopterus*). *Heredity*, 122 (6): 759-769 <https://dx.doi.org/10.1038/s41437-018-0164-0>
- DENG, Z.C. & CHEN, J.C. & SONG, N. & LI, Y.Z. & HAN, Z.Q. (2019)** Genetic Homogeneity among Bull Sharks *Carcharhinus leucas* in the South China Sea. *Pakistan Journal of Zoology*, 51 (4): 1281-1288 <https://dx.doi.org/10.17582/journal.pjz/2019.51.4.1281.1288>
- DOHERTY, P.D. & BAXTER, J.M. & GODLEY, B.J. & GRAHAM, R.T. & HALL, G. & HALL, J. & HAWKES, L.A. & HENDERSON, S.M. & JOHNSON, L. & SPEEDIE, C. & WITZ, M.J. (2019)** Seasonal changes in basking shark vertical space use in the north-east Atlantic. *Marine Biology*, 166 (10): 129 <https://dx.doi.org/10.1007/s00227-019-3565-6>
- DOLGANOV, V.N. (2019)** On the Little-Known Sharks *Etmopterus villosus* (Etmopteridae) and *Scymnodalotias sherwoodi* (Somniosidae) from the Pacific Ocean. *Journal of Ichthyology*, 59 (2): 275–279 <https://dx.doi.org/10.1134/S003294521902005X>
- DREW, M. & ROGERS, P. & LLOYD, M. & HUVENEERS, C. (2019)** Seasonal occurrence and site fidelity of juvenile bronze whalers (*Carcharhinus brachyurus*) in a temperate inverse estuary. *Marine Biology*, 166 (5): 56 <https://dx.doi.org/10.1007/s00227-019-3500-x>
- DUCHATELET, L. & CLAES, J.M. & MALLEFET, J. (2019)** Embryonic expression of encephalopsin supports bioluminescence perception in lanternshark photophores. *Marine Biology*, 166 (2): 21 <https://dx.doi.org/10.1007/s00227-019-3473-9>
- DUHAMEL, G. & PÉRON, C. & SINÈGRE, R. & CHAZEAU, C. & GASCO, N. & HAUTECŒUR, M. & MARTIN, A. & DURAND, I. & CAUSSE, R. (2019)** Important readjustments in the biomass and distribution of groundfish species in the northern part of the Kerguelen Plateau and Skiff Bank. In: *Welsford, D., J. Dell and G. Duhamel (Eds). The Kerguelen Plateau: marine ecosystem and fisheries. Proceedings of the Second Symposium. [PDF] Australian Antarctic Division, Kingston, Tasmania, Australia. ISBN: 978-1-876934-30-9: pp. 135-184*
- EAGDERI, S. & FRICKE, R. & ESMAEILI, H.R. & JALILI, P. (2019)** Annotated checklist of the fishes of the Persian Gulf: Diversity and conservation status. *Iranian Journal of Ichthyology*, 6 (Suppl. 1): 1-171 <https://dx.doi.org/10.22034/iji.v6i0.454>

EDWARDS, J.E. & HILTZ, E. & BROELL, F. & BUSHNELL, P.G. & CAMPANA, S.E. & CHRISTIANSEN, J.S. & DEVINE, B.M. & GALLANT, J.J. & HEDGES, K.J. & MACNEIL, M.A. & MCMEANS, B.C. & NIELSEN, J. & PRÆBEL, K. & SKOMAL, G.B. & STEFFENSEN, J.F. & WALTER, R.P. & WATANABE, Y.Y. & VANDER-ZWAAG, D.L. & HUSSEY, N.E. (2019) Advancing Research for the Management of Long-Lived Species: A Case Study on the Greenland Shark. *Frontiers in Marine Science*, 6: 87
<https://dx.doi.org/10.3389/fmars.2019.00087>

EHEMANN, N.R. & GONZÁLEZ-GONZÁLEZ, L.D.V. & TAGLIAFICO, A. & WEIGMANN, S. (2019) Updated taxonomic list and conservation status of chondrichthyans from the exclusive economic zone of Venezuela, with first generic and specific records. *Journal of Fish Biology*, 95 (3): 753-771
<https://dx.doi.org/10.1111/jfb.14061>

EL LAKHRACH, H. & HATTOUR, A. & JARBOUI, O. & BRADAI, M.N. & ESPLA, A.A.R. (2019) Spatial and temporal variations of inshore demersal fishes in the Gulf of Gabes (Tunisia, Central Mediterranean Sea). *Journal of Coastal Conservation*, 23 (3): 521-530 <https://dx.doi.org/10.1007/s11852-019-00681-3>

ELSTON, C. & COWLEY, P.D. & VON BRANDIS, R.G. (2019) Movement patterns of juvenile porcupine rays *Urogymnus asperrimus* at a remote atoll: a potential nursery ground within a proposed marine protected area. *Environmental Biology of Fishes*, 102 (12): 1485-1498 <https://dx.doi.org/10.1007/s10641-019-00927-x>

ERGUDEN, D. & AYAS, D. & GURLEK, M. & KARAN, S. & TURAN, C. (2019) First documented smoothback angelshark *Squatina oculata* Bonaparte, 1840 from the North-Eastern Mediterranean Sea, Turkey. *Cahiers De Biologie Marine*, 60 (2): 189-194 <https://dx.doi.org/10.21411/cbm.a.23607ff9>

FARRAG, M.M.S. & EL-NAGGAR, H.A. & ABOU-MAHMOUD, M.M.A. & ALABSSAWY, A.N. & AHMED, H.O. & ABO-TALEB, H.A. & KOSTAS, K. (2019) Marine biodiversity patterns off Alexandria area, southeastern Mediterranean Sea, Egypt. *Environmental Monitoring and Assessment*, 191 (6): 367
<https://dx.doi.org/10.1007/s10661-019-7471-7>

FEITOSA, L.M. & MARTINS, A.P.B. & LESSA, R.P.T. & BARBIERI, R. & NUNES, J.L.S. (2019) Daggernose Shark: An Elusive Species from Northern South America. *Fisheries*, 44 (3): 144-147
<https://dx.doi.org/10.1002/fsh.10205>

FERNANDO, D. & BOWN, R.M.K. & TANNA, A. & GOBIRAJ, R. & RALICKI, H. & JOCKUSCH, E.L. & EBERT, D.A. & JENSEN, K. & CAIRA, J.N. (2019) New insights into the identities of the elasmobranch fauna of Sri Lanka. *Zootaxa*, 4585 (2): 201-238 <https://dx.doi.org/10.11646/zootaxa.4585.2.1>

FONSECA, E.S.S. & RUIVO, R. & MACHADO, A.M. & CONRADO, F. & TAY, B.H. & VENKATESH, B. & SANTOS, M.M. & CASTRO, L.F.C. (2019) Evolutionary Plasticity in Detoxification Gene Modules: The Preservation and Loss of the Pregnane X Receptor in Chondrichthyes Lineages. *International Journal of Molecular Sciences*, 20 (9): 2331 <https://dx.doi.org/10.3390/ijms20092331>

FRANCIS, M.P. & MAOLAGAIN, C.O. (2019) Growth-band counts from elephantfish *Callorhynchus milii* fin spines do not correspond with independently estimated ages. *Journal of Fish Biology*, 95 (3): 743-752
<https://dx.doi.org/10.1111/jfb.14060>

FRICKE, R. & ALLEN, G.R. & AMON, D. & ANDREFOUET, S. & CHEN, W.J. & KINCH, J. & MANA, R. & RUSSELL, B.C. & TULLY, D. & WHITE, W.T. (2019) Checklist of the marine and estuarine fishes of New Ireland Province, Papua New Guinea, western Pacific Ocean, with 810 new records. *Zootaxa*, 4588 (1): 1-360
<https://dx.doi.org/10.11646/zootaxa.4588.1.1>

GERACI, M.L. & DI LORENZO, M. & FALSONE, F. & SCANNELLA, D. & DI MAIO, F. & COLLOCA, F. & VITALE, S. & SERENA, F. (2019) The occurrence of Norwegian Skate, *Dipturus nidarosiensis* (Elasmobranchii: Rajiformes: Rajidae), in the strait of Sicily, Central Mediterranean. *Acta Ichthyologica Et Piscatoria*, 49 (2): 203-208 <https://dx.doi.org/10.3750/aiep/02566>

- GLAUS, K.B.J. & BRUNNSCHWEILER, J.M. & PIOVANO, S. & MESCAM, G. & GENTER, F. & FLUEKIGER, P. & RICO, C. (2019)** Essential waters: Young bull sharks in Fiji's largest riverine system. *Ecology and Evolution*, 9 (13): 7574-7585 <https://dx.doi.org/10.1002/ece3.5304>
- GOWERT, Y.G. & ODDONE, M.C. (2019)** Occurrence of a Couple of *Callorhynchus callorhynchus* (LINNAEUS 1758) off Southern Brazil. *Boletín de la Sociedad Zoológica del Uruguay*, 28 (2): 92-94 <https://dx.doi.org/10.26462/28.2.6>.
- GRIFFING, D. & CHRISTIANSEN, J. & HOLLANDER, J. & CARPENTER, T. & LARSON, S. (2019)** Decrease in Sightings of Sixgill Sharks, *Hexanchus griseus*, in Elliott Bay, Seattle, WA, United States, a Comparison Between 2003-2005 and 2008-2015. *Frontiers in Marine Science*, 6: Unsp 189 <https://dx.doi.org/10.3389/fmars.2019.00189>
- GRIJALBA-BENDECK, M. & PARAMO, J. & WOLFF, M. (2019)** Catch composition of deep-sea resources of commercial importance in the Colombian Caribbean. *Revista de Biología Marina y Oceanografía*, 54 (2): 194-203 <https://dx.doi.org/10.22370/rbmo.2019.54.2.1891>
- GUALLART, J. & MOREY, G. & BARTOLÍ, A. (2019)** New record of a sharpnose sevengill shark *Heptranchias perlo* (Elasmobranchii, Hexanchidae) from the Balearic Sea, western Mediterranean Sea. *Journal of Fish Biology*, 94: 526-531 <https://dx.doi.org/10.1111/jfb.13905>
- HAQUE, A.B. & DAS, S.A. (2019)** First confirmed record of the Critically Endangered green sawfish *Pristis zijsron* from Bangladeshi waters. *Journal of Fish Biology*, 94 (1): 200-203 <https://dx.doi.org/10.1111/jfb.13874>
- HAQUE, A.B. & DAS, S.A. (2019)** New records of the Critically Endangered Ganges shark *Glyphis gangeticus* in Bangladeshi waters: urgent monitoring needed. *Endangered Species Research*, 40: 65-73 <https://dx.doi.org/10.3354/esr00981>
- HAQUE, A.B. & DAS, S.A. & BISWAS, A.R. (2019)** DNA analysis of elasmobranch products originating from Bangladesh reveals unregulated elasmobranch fishery and trade on species of global conservation concern. *PLoS ONE*, 14 (9): e0222273 <https://dx.doi.org/10.1371/journal.pone.0222273>
- HAUGEN, J.B. & PAPANASTASIOU, Y. (2019)** Observation of a porbeagle shark *Lamna nasus* aggregation at a North Sea oil platform. *Journal of Fish Biology*, 95 (6): 1496-1499 <https://dx.doi.org/10.1111/jfb.14149>
- HEDRICK, B.P. & ANTALEK-SCHRAG, P. & CONITH, A.J. & NATANSON, L.J. & BRENNAN, P.L.R. (2019)** Variability and asymmetry in the shape of the spiny dogfish vagina revealed by 2D and 3D geometric morphometrics. *Journal of Zoology*, 308 (1): 16-27 <https://dx.doi.org/10.1111/jzo.12653>
- HEUPEL, M.R. & PAPANASTASIOU, Y.P. & ESPINOZA, M. & GREEN, M.E. & SIMPFENDORFER, C.A. (2019)** Reef Shark Science - Key Questions and Future Directions. *Frontiers in Marine Science*, 6: Unsp 12 <https://dx.doi.org/10.3389/fmars.2019.00012>
- HOUSIAUX, J.A. & HEPBURN, C.D. & RAYMENT, W.J. (2019)** Seasonal variation in occurrence of the sevengill shark, *Notorynchus cepedianus*, in two inshore habitats of southern New Zealand. *New Zealand Journal of Zoology*, 46 (1): 48-60 <https://dx.doi.org/10.1080/03014223.2018.1482930>
- HULL, K.L. & ASBURY, T.A. & DA SILVA, C. & DICKEN, M.L. & VERISSIMO, A. & FARRELL, E.D. & MARIANI, S. & MAZZOLDI, C. & MARINO, I.A.M. & ZANE, L. & MADUNA, S.N. & BESTER-VAN DER MERWE, A.E. (2019)** Strong genetic isolation despite wide distribution in a commercially exploited coastal shark. *Hydrobiologia*, 838 (1): 121-137 <https://dx.doi.org/10.1007/s10750-019-03982-8>
- IQBAL, M. & NURNAWATI, E. & SETIAWAN, A. & DAHLAN, Z. & YUSTIAN, I. (2019)** First photographic inland records of bull shark *Carcharhinus leucas* (Carcharhiniformes: Carcharhinidae) in Sumatran waters, Indonesia. *Ecologica Montenegrina*, 22: 171-176

- IQBAL, M. & SAPUTRA, R.F. & SETIAWAN, A. & YUSTIAN, I. (2019)** First photographic inland record of blacktip reef sharks *Carcharhinus melanopterus* (Carcharhiniformes: Carcharhinidae) in Indonesian waters. *Ecologica Montenegrina*, 24: 6-10
- IQBAL, M. & SETIAWAN, A. & YUSTIAN, I. (2019)** First inland record of bull shark *Carcharhinus leucas* (Carcharhiniformes: Carcharhinidae) in Indonesian Borneo. *Ecologica Montenegrina*, 24: 52-57
- JAKOBSDOTTIR, K.B. & JONASSON, J.P. & BURGOS, J.M. & PALSSON, J. (2019)** Observations of two deep-sea chimaeroids in Icelandic waters. *Journal of Fish Biology*, 95 (4): 1145-1150
<https://dx.doi.org/10.1111/jfb.14104>
- KABASAKAL, H. & BAYRI, E. (2019)** Notes on the occurrence of smalltooth sandtiger shark, *Odontaspis ferox* (Lamniformes: Odontaspidae) from Antalya Bay, eastern Mediterranean, Turkey. *Journal of the Black Sea Mediterranean Environment*, 25 (2): 166-171
- KANNAN, K. & KANNAPIRAN, E. & PRABHU, N.M. (2019)** Record of "Near Threatened" Crocodile Shark *Pseudocarcharias kamoharai* (Pseudocarchariidae) from Indian Exclusive Economic Zone. *Thalassas*, 35 (2): 525-530 <https://dx.doi.org/10.1007/s41208-019-00158-y>
- KERAMIDAS, I. & UGARKOVIĆ, P. & DE MADDALENA, A. & GIOVOS, I. (2019)** An additional record of *Lamna nasus* (Bonnaterre, 1788) from Croatia, Adriatic Sea. *Journal of the Black Sea Mediterranean Environment*, 25 (1): 87-92
- KHALAF, M.A. & MA'AYTA, S.S. & WAHSHA, M.A. & MANASRAH, R.S. & AL-NAJJAR, T.H. (2019)** Community structure of the deep sea fishes in the northern Gulf of Aqaba, Red Sea (Osteichthyes and Chondrichthyes). *Zoology in the Middle East*, 65 (1): 40-50
<https://dx.doi.org/10.1080/09397140.2018.1552347>
- KIILU, B.K. & KAUNDA-ARARA, B. & ODDENYO, R.M. & THOYA, P. & NJIRU, J.M. (2019)** Spatial distribution, seasonal abundance and exploitation status of shark species in Kenyan coastal waters. *African Journal of Marine Science*, 41 (2): 191-201 <https://dx.doi.org/10.2989/1814232x.2019.1624614>
- KOUSTENI, V. & DOGRAMMATZI, A. (2019)** First morphologically and molecularly confirmed record of the rare sandy skate *Leucoraja circularis* (Couch, 1838) in Argolikos Gulf (central Aegean Sea). In: *New Mediterranean Biodiversity Records (April, 2019)*, *Mediterranean Marine Science*, 20 (1): 239-240
<https://dx.doi.org/10.12681/mms.19609>
- KRAJANGDARA, T. (2019)** Sharks and Rays of Thailand. *Country Report, Department of Fisheries, Thailand*
- KUHNZ, L.A. & BIZZARRO, J.J. & EBERT, D.A. (2019)** In situ observations of deep-living skates in the eastern North Pacific. *Deep Sea Research Part I: Oceanographic Research Papers*, 152: 103104
<https://dx.doi.org/10.1016/j.dsr.2019.103104>
- KUKUEV, E.I. & BATAL'YANTS, K.Y. (2019)** Catching of a Large Specimen of Smalltooth Sand Tiger *Odontaspis ferox* (Odontaspidae) near the Southern Part of Walvis Ridge (Southeastern Atlantic). *Journal of Ichthyology*, 59 (1): 120-122 <https://dx.doi.org/10.1134/S003294521901003X>
- KUNDU, S. & TYAGI, K. & MOHANTY, S.R. & ROY, S. & MOHAPATRA, A. & KUMAR, V. & CHANDRA, K. (2019)** DNA barcoding inferred maternal philopatric affinity of ocean maskray (*Neotrygon indica*) in the Bay of Bengal. *Mitochondrial DNA Part B*, 4 (1): 1924-1929 <https://dx.doi.org/10.1080/23802359.2019.1616622>
- LEVESQUE, J.C. (2019)** Spatio-temporal patterns of the oceanic conditions and nearshore marine community in the Mid-Atlantic Bight (New Jersey, USA). *PeerJ*, 7: e7927 <https://dx.doi.org/10.7717/peerj.7927>
- LÓPEZ-UNZU, M.A. & DURÁN, A.C. & SOTO-NAVARRETE, M.T. & SANS-COMA, V. & FERNÁNDEZ, B. (2019)** Differential expression of myosin heavy chain isoforms in cardiac segments of gnathostome vertebrates

and its evolutionary implications. *Frontiers in Zoology*, 16 (1): 18 <https://dx.doi.org/10.1186/s12983-019-0318-9>

MANOJKUMAR, P.P. & RANJITH, L. & KANTHAN, K.P. (2019) Fishery and geospatial mapping of pelagic elasmobranchs from mechanised gillnetters of Tharuvaikulam, Thoothukudi, south-east coast of India. *Indian Journal of Fisheries*, 66 (1): 17-25 <https://dx.doi.org/10.21077/ijf.2019.66.1.81566-03>

MANUZZI, A. & ZANE, L. & MUNOZ-MERIDA, A. & GRIFFITHS, A.M. & VERISSIMO, A. (2019) Population genomics and phylogeography of a benthic coastal shark (*Scyliorhinus canicula*) using 2b-RAD single nucleotide polymorphisms. *Biological Journal of the Linnean Society*, 126 (2): 289-303 <https://dx.doi.org/10.1093/biolinnean/bly185>

MAXWELL, S.M. & SCALES, K.L. & BOGRAD, S.J. & BRISCOE, D.K. & DEWAR, H. & HAZEN, E.L. & LEWISON, R.L. & WELCH, H. & CROWDER, L.B. (2019) Seasonal spatial segregation in blue sharks (*Prionace glauca*) by sex and size class in the Northeast Pacific Ocean. *Diversity and Distributions*, 25 (8): 1304-1317 <https://dx.doi.org/10.1111/ddi.12941>

MAY, R.K. & TOLLEY, S.G. & SCHARER, R.M. & DYE, B. & JOSE, F. & POULAKIS, G.R. (2019) Automated monitoring of fine-scale movements of the endangered smalltooth sawfish (*Pristis pectinata*). *Fishery Bulletin*, 117 (4): 360-371 <https://dx.doi.org/10.7755/fb.117.4.8>

MEESE, E.N. & LOWE, C.G. (2019) Finding a Resting Place: How Environmental Conditions Influence the Habitat Selection of Resting Batoids. *Bulletin of the Southern California Academy of Sciences*, 118 (2): 87-101 <https://dx.doi.org/10.3160/0038-3872-118.2.87>

MISAWA, R. & NARIMATSU, Y. & ENDO, H. & KAI, Y. (2019) Population structure of the ocellate spot skate (*Okamejei kenojei*) inferred from variations in mitochondrial DNA (mtDNA) sequences and from morphological characters of regional populations. *Fishery Bulletin*, 117 (1-2): 24-36 <https://dx.doi.org/10.7755/FB.117.1.4>

MORALES, N. & COGLAN, A.R. & HAYDEN, G. & GUAJARDO, P. (2019) First sighting of a tropical benthic reef shark species at Rapa Nui: chance dispersal or a sign of things to come? *Journal of Fish Biology*, 95 (2): 642-646 <https://dx.doi.org/10.1111/jfb.13977>

MUKTHA, M. & AKHILESH, K.Y. & SUKUMARAN, S. & KIZHAKUDAN, S.J. (2019) A new report confirming the presence of bennett's stingray, *Hemirhynchus bennettii* (Elasmobranchii: Myliobatiformes: Dasyatidae), from the Western Bay of Bengal. *Acta Ichthyologica et Piscatoria*, 49 (1): 101-108 <https://dx.doi.org/10.3750/aiep/02474>

NALESSO, E. & HEARN, A. & SOSA-NISHIZAKI, O. & STEINER, T. & ANTONIOU, A. & REID, A. & BESSUDO, S. & SOLER, G. & KLIMLEY, P. & LARA, F. & KETCHUM, J.T. & ARAUZ, R. (2019) Movements of scalloped hammerhead sharks (*Sphyrna lewini*) at Cocos Island, Costa Rica and between oceanic islands in the Eastern Tropical Pacific. *Plos One*, 14 (3): e0213741 <https://dx.doi.org/10.1371/journal.pone.0213741>

NASBY-LUCAS, N. & DEWAR, H. & SOSA-NISHIZAKI, O. & WILSON, C. & HYDE, J.R. & VETTER, R.D. & WRAITH, J. & BLOCK, B.A. & KINNEY, M.J. & SIPPEL, T. & HOLTS, D.B. & KOHIN, S. (2019) Movements of electronically tagged shortfin mako sharks (*Isurus oxyrinchus*) in the eastern North Pacific Ocean. *Animal Biotelemetry*, 7: 12 <https://dx.doi.org/10.1186/s40317-019-0174-6>

NAVIA, A. & MEJÍA-FALLA, P. (2019) Checklist of marine elasmobranchs of Colombia. *Universitas Scientiarum*, 24 (1): 241-276 <https://dx.doi.org/10.11144/Javeriana.SC24-1.come>

NEVATTE, R.J. & WUERINGER, B.E. & GILLINGS, M.R. & WILLIAMSON, J.E. (2019) Genetic and historical evidence of common sawsharks *Pristiophorus cirratus* in the waters of southern Queensland. *Journal of Fish Biology*, 95 (5): 1342-1345 <https://dx.doi.org/10.1111/jfb.14122>

NEWTON, K.C. & GILL, A.B. & KAJIURA, S.M. (2019) Electroreception in marine fishes: chondrichthyans. *Journal of Fish Biology*, 95 (1): 135-154 <https://dx.doi.org/10.1111/jfb.14068>

O'CONNELL, K.A. & DI SANTO, V. & MALDONADO, J. & MOLINA, E. & FUJITA, M.K. (2019) A Tale of Two Skates: Comparative Phylogeography of North American Skate Species with Implications for Conservation. *Copeia*, 107 (2): 297-304 <https://dx.doi.org/10.1643/cg-18-114>

ORLOV, A.M. & TOKRANOV, A.M. (2019) Checklist of deep-sea fishes of the Russian northwestern Pacific Ocean found at depths below 1000 m. *Progress in Oceanography*, 176: 102143 <https://dx.doi.org/10.1016/j.pocean.2019.102143>

PENNINO, M.G. & GUIJARRO-GARCIA, E. & VILELA, R. & DEL RIO, J.L. & BELLIDO, J.M. (2019) Modeling the distribution of thorny skate (*Amblyraja radiata*) in the southern Grand Banks (Newfoundland, Canada). *Canadian Journal of Fisheries and Aquatic Sciences*, 76 (11): 2121-2130 <https://dx.doi.org/10.1139/cjfas-2018-0302>

PHILLIPS, B.T. & SHIPLEY, O.N. & HALVORSEN, J. & STERNLICHT, J.K. & GALLAGHER, A.J. (2019) First in situ observations of the sharpnose sevengill shark (*Heptranchias perlo*), from the Tongue of the Ocean, Bahamas. *Journal of the Ocean Science Foundation*, 32: 17–22 <https://dx.doi.org/10.5281/zenodo.2539708>

PINTE, N. & GODEFROID, M. & ABBAS, O. & BAETEN, V. & MALLEFET, J. (2019) Deep-sea sharks: Relation between the liver's buoyancy and red aerobic muscle volumes, a new approach. *Comparative Biochemistry and Physiology Part A: Molecular & Integrative Physiology*, 236: 110520 <https://dx.doi.org/10.1016/j.cbpa.2019.06.020>

POLLERSPÖCK, J. & STRAUBE, N. (2019) An identification key to elasmobranch genera based on dental morphological characters Part A: Squalomorph sharks (Superorder Squalomorpii). *Bulletin of Fish Biology*, 18 (1/2): 77-105

QUEIROZ, N. & HUMPHRIES, N.E. & COUTO, A. & VEDOR, M. & COSTA, I. & SEQUEIRA, A.M.M. & MUCIENTES, G. & SANTOS, A.M. & ABASCAL, F.J. & ABERCROMBIE, D.L. & ABRANTES, K. & ACUNA-MARRERO, D. & AFONSO, A.S. & AFONSO, P. & ANDERS, D. & ARAUJO, G. & ARAUZ, R. & BACH, P. & BARNETT, A. & BERNAL, D. & BERUMEN, M.L. & LION, S.B. & BEZERRA, N.P.A. & BLAISON, A.V. & BLOCK, B.A. & BOND, M.E. & BONFIL, R. & BRADFORD, R.W. & BRAUN, C.D. & BROOKS, E.J. & BROOKS, A. & BROWN, J. & BRUCE, B.D. & BYRNE, M.E. & CAMPANA, S.E. & CARLISLE, A.B. & CHAPMAN, D.D. & CHAPPLE, T.K. & CHISHOLM, J. & CLARKE, C.R. & CLUA, E.G. & COCHRAN, J.E.M. & CROCHELET, E.C. & DAGORN, L. & DALY, R. & CORTES, D.D. & DOYLE, T.K. & DREW, M. & DUFFY, C.A.J. & ERIKSON, T. & ESPINOZA, E. & FERREIRA, L.C. & FERRETTI, F. & FILMALTER, J.D. & FISCHER, G.C. & FITZPATRICK, R. & FONTES, J. & FORGET, F. & FOWLER, M. & FRANCIS, M.P. & GALLAGHER, A.J. & GENNARI, E. & GOLDSWORTHY, S.D. & GOLLOCK, M.J. & GREEN, J.R. & GUSTAFSON, J.A. & GUTTRIDGE, T.L. & GUZMAN, H.M. & HAMMERSCHLAG, N. & HARMAN, L. & HAZIN, F.H.V. & HEARD, M. & HEARN, A.R. & HOLDSWORTH, J.C. & HOLMES, B.J. & HOWEY, L.A. & HOYOS, M. & HUETER, R.E. & HUSSEY, N.E. & HUVENEERS, C. & IRION, D.T. & JACOBY, D.M.P. & JEWELL, O.J.D. & JOHNSON, R. & JORDAN, L.K.B. & JORGENSEN, S.J. & JOYCE, W. & DALY, C.A.K. & KETCHUM, J.T. & KLIMLEY, A.P. & KOCK, A.A. & KOEN, P. & LADINO, F. & LANA, F.O. & LEA, J.S.E. & LLEWELLYN, F. & LYON, W.S. & MACDONNELL, A. & MACENA, B.C.L. & MARSHALL, H. & MCALLISTER, J.D. & MCAULEY, R. & MEYER, M.A. & MORRIS, J.J. & NELSON, E.R. & PAPANASTASIOU, Y.P. & PATTERSON, T.A. & PENAHERRERA-PALMA, C. & PEPPERELL, J.G. & PIERCE, S.J. & POISSON, F. & QUINTERO, L.M. & RICHARDSON, A.J. & ROGERS, P.J. & ROHNER, C.A. & ROWAT, D.R.L. & SAMOILYS, M. & SEMMENS, J.M. & SHEAVES, M. & SHILLINGER, G. & SHIVJI, M. & SINGH, S. & SKOMAL, G.B. & SMALE, M.J. & SNYDERS, L.B. & SOLER, G. & SORIA, M. & STEHFEST, K.M. & STEVENS, J.D. & THORROLD, S.R. & TOLOTTI, M.T. & TOWNER, A. & TRAVASSOS, P. & TYMINSKI, J.P. & VANDEPERRE, F. & VAUDO, J.J. & WATANABE, Y.Y. & WEBER, S.B. & WETHERBEE, B.M. & WHITE, T.D. & WILLIAMS, S. & ZARATE, P.M. & HARCOURT, R. & HAYS, G.C. & MEEKAN, M.G. & THUMS, M. & IRIGOIEN, X. & EGUILUZ, V.M. & DUARTE, C.M. & SOUSA, L.L. & SIMPSON, S.J. & SOUTHALL, E.J. & SIMS, D.W. (2019) Global spatial risk assessment of sharks under the footprint of fisheries. *Nature*, 572 (7770): 461 <https://dx.doi.org/10.1038/s41586-019-1444-4>

RAMIREZ, J.M. & VAZQUEZ-BADER, A.R. & GRACIA, A. (2019) Ichthyofaunal list of the continental slope of the southern Gulf of Mexico. *Zookeys*, 846: 117-132 <https://dx.doi.org/10.3897/zookeys.846.31944>

- RAVALI, V. & DEEPTI, V.A.I. & JHA, S. & SUJATHA, K. (2019)** First record of valid species of torpedo electric ray, *Torpedo polleni* (Bleeker, 1865) (Torpediniformes: Torpedinidae) from Indian waters. *Indian Journal of Geo Marine Sciences*, 48 (9): 1338-1343
- REID-ANDERSON, S. & BILGMANN, K. & STOW, A. (2019)** Effective population size of the critically endangered east Australian grey nurse shark *Carcharias taurus*. *Marine Ecology Progress Series*, 610: 137-148 <https://dx.doi.org/10.3354/meps12850>
- RICHARDS, V.P. & DEBIASSE, M.B. & SHIVJI, M. (2019)** Deep mitochondrial lineage divergence among populations of the southern stingray (*Hypanus americanus* (Hildebrand & Schroeder, 1928)) throughout the Southeastern United States and Caribbean. *Marine Biodiversity*, 49 (4): 1627–1634 <https://dx.doi.org/10.1007/s12526-018-0930-5>
- RICHARDSON, A.J. & BURGESS, G.H. & SHEPHERD, C.M. & WEBER, S.B. (2019)** First record of an Odontaspidid shark in Ascension Island waters. *Arquipelago. Life and Marine Sciences*, 36: 79-84
- ROTUNDO, M.M. & SEVERINO-RODRIGUES, E. & BARRERES, W. & PETRERE, M. & RAMIRES, M. (2019)** Checklist of marine demersal fishes captured by the pair trawl fisheries in Southern (RJ-SC) Brazil. *Biota Neotropica*, 19 (1): e20170432 <https://dx.doi.org/10.1590/1676-0611-bn-2017-0432>
- RUTLEDGE, K.M. & SUMMERS, A.P. & KOLMANN, M.A. (2019)** Killing them softly: Ontogeny of jaw mechanics and stiffness in mollusk-feeding freshwater stingrays. *Journal of Morphology*, 280 (6): 796-808 <https://dx.doi.org/10.1002/jmor.20984>
- SAAD, A. & ALKUSAIRY, H. (2019)** First record of Shagreen ray *Leucoraja fullonica* (Linnaeus, 1758) in Syrian coastal waters (eastern Mediterranean). *Cahiers De Biologie Marine*, 60 (3): 303-306 <https://dx.doi.org/10.21411/cbm.a.32012cd2>
- SALDANA-RUIZ, L.E. & GARCIA-RODRIGUEZ, E. & PEREZ-JIMENEZ, J.C. & TOVAR-AVILA, J. & RIVERA-TELLEZ, E. (2019)** 2. Biodiversity and Conservation of sharks in Pacific Mexico. *Advances in Marine Biology*, 83: 11-60 <https://dx.doi.org/10.1016/bs.amb.2019.08.001>
- SANTOS, C.C. & COELHO, R. (2019)** Distribution patterns patterns and indicators of the smooth hammerhead shark (*Sphyrna zygaena*) in the Atlantic Ocean. *Fisheries Research*, 212: 107-113 <https://dx.doi.org/10.1016/j.fishres.2018.12.015>
- SCHILDS, A. & MOURIER, J. & HUVENEERS, C. & NAZIMI, L. & FOX, A. & LEU, S.T. (2019)** Evidence for non-random co-occurrences in a white shark aggregation. *Behavioral Ecology and Sociobiology*, 73 (10): Unsp 138 <https://dx.doi.org/10.1007/s00265-019-2745-1>
- SCHILLING, B. & COUPERUS, A.S. & BOS, O.G. (2019)** Fotogids mesopelagische vissen: Noordoost Atlantische Oceaan. [Photo guide meso pelagic fish, North East Atlantic Ocean]. *Version 1.0. Wageningen Marine Research* <https://dx.doi.org/10.18174/478437>
- SERRANO-FLORES, F. & PÉREZ-JIMÉNEZ, J.C. & MÉNDEZ-LOEZA, I. & BASSOS-HULL, K. & AJEMIAN, M.J. (2019)** Comparison between the feeding habits of spotted eagle ray (*Aetobatus narinari*) and their potential prey in the southern Gulf of Mexico. *Journal of the Marine Biological Association of the United Kingdom*, 99 (3): 661-672 <https://dx.doi.org/10.1017/S0025315418000450>
- SION, L. & CALCULLI, C. & CAPEZZUTO, F. & CARLUCCI, R. & CARLUCCIO, A. & CORNACCHIA, L. & MAIORANO, P. & POLLICE, A. & RICCI, P. & TURSI, A. & D'ONGHIA, G. (2019)** Does the Bari Canyon (Central Mediterranean) influence the fish distribution and abundance?. *Progress in Oceanography*, 170: 81-92 <https://dx.doi.org/10.1016/j.pocean.2018.10.015>
- SMOOTHEY, A.F. & LEE, K.A. & PEDDEMORS, V.M. (2019)** Long-term patterns of abundance, residency and movements of bull sharks (*Carcharhinus leucas*) in Sydney Harbour, Australia. *Scientific Reports*, 9: 18864 <https://dx.doi.org/10.1038/s41598-019-54365-x>

- SOARES, K.D.A. & DE CARVALHO, M.R. (2019)** The catshark genus *Scyliorhinus* (Chondrichthyes: Carcharhiniformes: Scyliorhinidae): taxonomy, morphology and distribution. *Zootaxa*, 4601 (1): 001–147 <https://dx.doi.org/10.11646/zootaxa.4601.1.1>
- TAVARES, R. & SANCHEZ, L. & BRICEÑO, J.M. (2019)** First record of the ragged-tooth shark, *Odontaspis ferox* (Risso, 1810), in the Venezuelan Caribbean. *Marine Biodiversity Records*, 12: 20 <https://dx.doi.org/10.1186/s41200-019-0179-0>
- THORBURN, J. & NEAT, F. & BURRETT, I. & HENRY, L.-A. & BAILEY, D.M. & JONES, C.S. & NOBLE, L.R. (2019)** Ontogenetic Variation in Movements and Depth Use, and Evidence of Partial Migration in a Benthopelagic Elasmobranch. *Frontiers in Ecology and Evolution*, 7: 353 <https://dx.doi.org/10.3389/fevo.2019.00353>
- TRUJILLO, J.E. & PARDO, L.M. & VARGAS-CHACOFF, L. & VALDIVIA, N. (2019)** Sharks in the forest: relationships between kelp physical-complexity attributes and egg deposition sites of the red-spotted catshark. *Marine Ecology Progress Series*, 610: 125-135 <https://dx.doi.org/10.3354/meps12818>
- VARGAS-ZAMORA, J.A. & LOPEZ-SANCHEZ, M.I. & RAMIREZ-COGHI, A.R. (2019)** Peces del Golfo de Nicoya, Pacífico, Costa Rica: actualización de las listas de los buques científicos Skimmer y Victor Hensen [Fishes from the Gulf of Nicoya, Pacific, Costa Rica: an update of the lists of the Skimmer and Victor Hensen research vessels]. *Revista De Biología Tropical*, 67 (4): 913-934
- VOOREN, C.M. & ODDONE, M.C. (2019)** La diversidad de los condriictios del extremo sur de Brasil: las especies, sus orígenes, y sus modos reproductivos. In: *Ciencias marino-costeras en el umbral del siglo XXI Desafíos en Latinoamérica y el Caribe*, (eds) Pablo Muniz, Ernesto Brugnoli, Natalia Venturini, Daniel Cond, Chaper 1.6: 171-214
- WATANABE, Y.Y. & PAPASTAMATIOU, Y.P. (2019)** Distribution, body size and biology of the megamouth shark *Megachasma pelagios*. *Journal of Fish Biology*, 95 (4): 992-998 <https://dx.doi.org/10.1111/jfb.14007>
- WHITE, C.F. & LYONS, K. & JORGENSEN, S.J. & O'SULLIVAN, J. & WINKLER, C. & WENG, K.C. & LOWE, C.G. (2019)** Quantifying habitat selection and variability in habitat suitability for juvenile white sharks. *Plos One*, 14 (5): e0214642 <https://dx.doi.org/10.1371/journal.pone.0214642>
- WILLIAMSON, M.J. & TEBBS, E.J. & DAWSON, T.P. & JACOBY, D.M.P. (2019)** Satellite Remote Sensing in Shark and Ray Ecology, Conservation and Management. *Frontiers in Marine Science*, 6: Unsp 135 <https://dx.doi.org/10.3389/fmars.2019.00135>
- WINDUSARI, Y. & HANUM, L. & SETIAWAN, D. & IQBAL, M. (2019)** Photographic evidence of freshwater whipray *Urogymnus dalyensis* (Myliobatiformes: Dasyatidae) in Indonesian waters. *Ecologica Montenegrina*, 22: 166-170
- ZHANG, J. & WANG, X.L. & JIANG, Y.N. & CHEN, Z.Z. & ZHAO, X.Y. & GONG, Y.Y. & YING, Y.P. & LI, Z.Y. & KONG, X.L. & CHEN, G.B. & ZHOU, M. (2019)** Species composition and biomass density of mesopelagic nekton of the South China Sea continental slope. *Deep Sea Research Part II: Topical Studies in Oceanography*, 167: 105-120 <https://dx.doi.org/10.1016/j.dsr2.2018.06.008>

3.6 Reproduction

- ALBERT, O.T. & JUNGE, C. & MYRLUND, M.K. (2019)** Young mums are rebuilding the spurdog stock (*Squalus acanthias* L.) in Norwegian waters. *ICES Journal of Marine Science*, 76 (7): 2193-2204 <https://dx.doi.org/10.1093/icesjms/fsz156>
- AWRUCH, C.A. & SOMOZA, G. & BALDOCK, C. (2019)** Chondrichthyan research in South America: endocrinology overview and research trends over 50 years (1967-2016) compared to the rest of the world. *General and Comparative Endocrinology*, 273: 118-133 <https://dx.doi.org/10.1016/j.ygcen.2018.06.005>
- BARKER, A.M. & ADAMS, D.H. & DRIGGERS, W.B. & FRAZIER, B.S. & PORTNOY, D.S. (2019)** Hybridization between sympatric hammerhead sharks in the western North Atlantic Ocean. *Biology Letters*, 15: 20190004 <https://dx.doi.org/10.1098/rsbl.2019.0004>
- BARNETT, A. & MCALLISTER, J.D. & SEMMENS, J. & ABRANTES, K. & SHEAVES, M. & AWRUCH, C. (2019)** Identification of essential habitats: Including chimaeras into current shark protected areas. *Aquatic Conservation: Marine and Freshwater Ecosystems*, 29 (6): 865-880 <https://dx.doi.org/10.1002/aqc.3087>
- BROADHURST, M.K. & LAGLBAUER, B.J.L. & BENNETT, M.B. (2019)** Gestation and size at parturition for *Mobula kuhlii* cf. *eregoodootenkee*. *Environmental Biology of Fishes*, 102 (7): 1009-1014 <https://dx.doi.org/10.1007/s10641-019-00886-3>
- BUDDLE, A.L. & VAN DYKE, J.U. & THOMPSON, M.B. & SIMPFENDORFER, C.A. & WHITTINGTON, C.M. (2019)** Evolution of placentotrophy: using viviparous sharks as a model to understand vertebrate placental evolution. *Marine and Freshwater Research*, 70 (7): 908-924 <https://dx.doi.org/10.1071/MF18076>
- BURGOS-VÁZQUEZ, M.I. & CRUZ-ESCALONA, V.H. & GONZÁLEZ-ACOSTA, A.F. (2019)** Biological Notes and Distribution of *Tetronarce californica* (Ayres 1855) (Elasmobranchii: Torpediniformes: Torpedinidae) from the Gulf of California, Mexico. *Thalassas*, 35 (2): 369-374 <https://dx.doi.org/10.1007/s41208-019-00136-4>
- BURGOS-VÁZQUEZ, M.I. & GALVÁN-MAGAÑA, F. & CARRERA-FERNÁNDEZ, M. & OCHOA-BÁEZ, R.I. & ODDONE, M.C. (2019)** Reproductive characteristics and reproductive tract anatomy of the California butterfly ray *Gymnura marmorata* (Myliobatiformes: Gymnuridae). *Journal of Fish Biology*, 95 (2): 490-501 <https://dx.doi.org/10.1111/jfb.13999>
- CABANILLAS-TORPOCO, M. & FORSBERG, K. & SICCHA-RAMIREZ, R. & CISNEROS, P. & LUQUE, C. & PURIZACA, W. & ASMAT, R. & AMPUERO, C. & RUBIN, R. & VERA, M. (2019)** First description of a giant manta ray fetus *Mobula birostris* (Walbaum 1792) from Tumbes, Peru (Southeast Pacific). *Zootaxa*, 4603 (2): 397-400 <https://dx.doi.org/10.11646/zootaxa.4603.2.12>
- ĆETKOVIĆ, I. & PEŠIĆ, A. & JOKSIMOVIĆ, A. & TOMANIĆ, J. & RALEVIĆ, S. (2019)** Morphometric measurements of newborn blue shark *Prionace glauca* (Linnaeus, 1758) and characteristics of its potential parturition areas in coastal waters of Montenegro (Southeastern Adriatic). *Acta Adriatica*, 60 (1): 61-67 <https://dx.doi.org/10.32582/aa.60.1.6>
- COCKS, L.N. & MEE, J.K.L. & SHEPHERD, A.P. (2019)** First record of recurring reproduction of captive tawny nurse sharks *Nebrius ferrugineus*. *Journal of Fish Biology*, 94 (6): 948-951 <https://dx.doi.org/10.1111/jfb.13963>
- DALEY, R.K. & HOBDAI, A.J. & SEMMENS, J.M. (2019)** Simulation-based evaluation of reserve network performance for *Centrophorus zeehaani* (Centrophoridae): a protected deep-sea gulper shark. *ICES Journal of Marine Science*, 76 (7): 2318-2328 <https://dx.doi.org/10.1093/icesjms/fsz087>
- DAY, J. & CLARK, J.A. & WILLIAMSON, J.E. & BROWN, C. & GILLINGS, M. (2019)** Population genetic analyses reveal female reproductive philopatry in the oviparous Port Jackson shark. *Marine and Freshwater Research*, 70 (7): 986-994 <https://dx.doi.org/10.1071/MF18255>

- DOS SANTOS, J.M. & DOS SANTOS, J.C. & MARQUES, E.E. & DE ARAUJO, G.C. & SEIBERT, C.S. & LOPES-FERREIRA, M. & CARLA, L. (2019)** Stingray (*Potamotrygon rex*) maturity is associated with inflammatory capacity of the venom. *Toxicon*, 163: 74-83 <https://dx.doi.org/10.1016/j.toxicon.2019.03.013>
- DUTTON, J. & GIOIA, K.A. (2019)** Fecundity and Embryonic Development of Spiny Dogfish in the Northwest Atlantic Ocean. *Transactions of the American Fisheries Society*, 148 (1): 48-57 <https://dx.doi.org/10.1002/tafs.10116>
- DZYUBA, V. & NINHAUS-SILVEIRA, A. & KAHANEC, M. & VERISSIMO-SILVEIRA, R. & RODINA, M. & HOLT, W.V. & DZYUBA, B. (2019)** Sperm motility in ocellate river stingrays: evidence for post-testicular sperm maturation and capacitation in Chondrichthyes. *Journal of Zoology*, 307 (1): 9-16 <https://dx.doi.org/10.1111/jzo.12610>
- DZYUBA, V. & SAMPELS, S. & NINHAUS-SILVEIRA, A. & KAHANEC, M. & VERISSIMO-SILVEIRA, R. & RODINA, M. & COSSON, J. & BORYSHPOLETS, S. & SELINGER, M. & STERBA, J. & DZYUBA, B. (2019)** Sperm motility and lipid composition in internally fertilizing ocellate river stingray *Potamotrygon motoro*. *Theriogenology*, 130: 26-35 <https://dx.doi.org/10.1016/j.theriogenology.2019.02.029>
- ELISIO, M. & AWRUCH, C.A. & MASSA, A.M. & MACCHI, G.J. & SOMOZA, G.M. (2019)** Effects of temperature on the reproductive physiology of female elasmobranchs: The case of the narrownose smooth-hound shark (*Mustelus schmitti*). *General and Comparative Endocrinology*, 284: 113242 <https://dx.doi.org/10.1016/j.ygcen.2019.113242>
- ELSTON, C. & COWLEY, P.D. & VON BRANDIS, R.G. (2019)** Movement patterns of juvenile porcupine rays *Urogymnus asperrimus* at a remote atoll: a potential nursery ground within a proposed marine protected area. *Environmental Biology of Fishes*, 102 (12): 1485-1498 <https://dx.doi.org/10.1007/s10641-019-00927-x>
- FURUMITSU, K. & WYFFELS, J.T. & YAMAGUCHI, A. (2019)** Reproduction and embryonic development of the red stingray *Hemirhamphys akajei* from Ariake Bay, Japan. *Ichthyological Research*, 66 (4): 419-436 <https://dx.doi.org/10.1007/s10228-019-00687-9>
- GASKINS, L.C. (2019)** Pregnant giant devil ray (*Mobula mobular*) bycatch reveals potential Northern Gulf of California pupping ground. *Ecology*, 100 (7): UNSP e02689 <https://dx.doi.org/10.1002/ecy.2689>
- GONZALEZ-PESTANA, A. & ALFARO-SHIGUETO, J. & MANGEL, J.C. (2019)** Aspects of reproductive biology of the humpback smooth-hound shark (*Mustelus whitneyi*) off northern Peru. *Marine and Freshwater Research*, 70 (8): 1185-1188 <https://dx.doi.org/10.1071/MF18382>
- HARRY, A.V. & BUTCHER, P.A. & MACBETH, W.G. & MORGAN, J.A.T. & TAYLOR, S.M. & GERAGHTY, P.T. (2019)** Life history of the common blacktip shark, *Carcharhinus limbatus*, from central eastern Australia and comparative demography of a cryptic shark complex. *Marine and Freshwater Research*, 70 (6): 834-848 <https://dx.doi.org/10.1071/MF18141>
- HEDEHOLM, R. & QVIST, T. & NIELSEN, J. & GRØNKJÆR, P. (2019)** Temporal changes in size-at-maturity of black dogfish *Centroscyllium fabricii*. *Journal of Fish Biology*, 95 (3): 965-968 <https://dx.doi.org/10.1111/jfb.14072>
- HODGSON, J.Y.S. (2019)** A Simplified Bioenergetics Model of a Hammerhead Shark for Teaching Natural Selection. *American Biology Teacher*, 81 (2): 115-119 <https://dx.doi.org/10.1525/abt.2019.81.2.115>
- HUME, J.B. (2019)** Higher temperatures increase developmental rate & reduce body size at hatching in the small-eyed skate *Raja microocellata*: implications for exploitation of an elasmobranch in warming seas. *Journal of Fish Biology*, 95 (2): 655-658 <https://dx.doi.org/10.1111/jfb.13997>
- JANSE, M. & LUTEN, H.A. (2019)** Contraception within an elasmobranch captive breeding programme: a case report on the eagle ray *Aetobatus ocellatus* using gonadotrophin-releasing hormone (GnRH) agonist deslorelin (Suprelorin). *Journal of Fish Biology*, 94 (1): 196-199 <https://dx.doi.org/10.1111/jfb.13872>

- JARAMILLO-LONDONO, A.M. & VOLPEDO, A.V. & DIAZ-AREVALO, J.L. & RODRIGO-SANTAMALIA, M.E. & BENDITO-DURA, V. (2019)** Somatic growth and age of selected commercial fish species of the Cullera Coast, Iberian Peninsula, south-east Spain. *Indian Journal of Fisheries*, 66 (3): 12-23
<https://dx.doi.org/10.21077/ijf.2019.66.3.76966-02>
- KOUAME, K.Y.N. & KONAN, K.J. & OUATTARA, N.I. & KONE, T. (2019)** Aspects of the reproductive biology of the blue shark *Prionace glauca* (Linnaeus, 1758) in the coastal waters of Ivory Coast, West Africa. *Journal of the Marine Biological Association of the United Kingdom*, 99 (6): 1435-1441
<https://dx.doi.org/10.1017/s0025315419000274>
- LAURRABAQUIO-A, N.S. & ISLAS-VILLANUEVA, V. & ADAMS, D.H. & URIBE-ALCOCER, M. & ALVARADO-BREMER, J.R. & DIAZ-JAIMES, P. (2019)** Genetic evidence for regional philopatry of the Bull Shark (*Carcharhinus leucas*), to nursery areas in estuaries of the Gulf of Mexico and western North Atlantic ocean. *Fisheries Research*, 209: 67-74 <https://dx.doi.org/10.1016/j.fishres.2018.09.013>
- MARIE, A.D. & HERBINGER, C. & FULLSACK, P. & RICO, C. (2019)** First Reconstruction of Kinship in a Scalloped Hammerhead Shark Aggregation Reveals the Mating Patterns and Breeding Sex Ratio. *Frontiers in Marine Science*, 6: 676 <https://dx.doi.org/10.3389/fmars.2019.00676>
- MARTINS, M.F. & GADIG, O.B.F. (2019)** Reproductive biology of the Brazilian blind electric ray *Benthobatis krefftii* (Chondrichthyes: Narcinidae). *Neotropical Ichthyology*, 17 (1): e180093 <https://dx.doi.org/10.1590/1982-0224-20180093>
- MATSUMOTO, R. & MATSUMOTO, Y. & UEDA, K. & SUZUKI, M. & ASAHINA, K. & SATO, K. (2019)** Sexual maturation in a male whale shark (*Rhincodon typus*) based on observations made over 20 years of captivity. *Fishery Bulletin*, 117 (1-2): 78-86 <https://dx.doi.org/10.7755/FB.117.1-2.9>
- MILLS, G. (2019)** Diving deep to detect manta ray pregnancies. *Veterinary Record*, 184 (22): 665
- MORALES-GAMBA, R.D. & CALDAS, J.S. & GODOY, L. & MARCON, J.L. (2019)** Sperm characterization of the Amazonian freshwater cururu stingray *Potamotrygon wallacei* (Potamotrygonidae): basic knowledge for reproduction and conservation plans. *Zygote*, 27 (4): 259-261 <https://dx.doi.org/10.1017/s096719941900039x>
- NATANSON, L.J. & DEACY, B.M. & JOYCE, W. & SULIKOWSK, J. (2019)** Presence of a resting population of female porbeagles (*Lamna nasus*), indicating a biennial reproductive cycle, in the western North Atlantic Ocean. *Fishery Bulletin*, 117 (1-2): 70-77 <https://dx.doi.org/10.7755/FB.117.1-2.8>
- PAXTON, A.B. & BLAIR, E. & BLAWAS, C. & FATZINGER, M.H. & MARENS, M. & HOLMBERG, J. & KINGEN, C. & HOUPPERMANS, T. & KEUSENKOTHEN, M. & MCCORD, J. & SILLIMAN, B.R. & PENFOLD, L.M. (2019)** Citizen science reveals female sand tiger sharks (*Carcharias taurus*) exhibit signs of site fidelity on shipwrecks. *Ecology*, 100 (8): e02687 <https://dx.doi.org/10.1002/ecy.2687>
- PIROG, A. & MAGALON, H. & POIROUT, T. & JAQUEMET, S. (2019)** Reproductive biology, multiple paternity and polyandry of the bull shark *Carcharhinus leucas*. *Journal of Fish Biology*, 95 (5): 1195-1206
<https://dx.doi.org/10.1111/jfb.14118>
- RÊGO, M.G. & ARAUJO, M.L.G. & BARROS, M.E.G. & D'ANDRADE AIRES, L. & OLIVEIRA, P.G.V. & HAZIN, F.H.V. & FITZPATRICK, J.L. & EVÊNCIO-NETO, J. (2019)** Morphological description of ovary and uterus of the nurse shark (*Ginglymostoma cirratum*) caught off at the Fortaleza coast, Northeast Brazil [Descrição morfológica de ovário e útero de Tubarões-lixia (*Ginglymostoma cirratum*) capturados na costa de Fortaleza, Nordeste do Brasil]. *Pesquisa Veterinária Brasileira*, 39 (12): 997-1004
<https://dx.doi.org/10.1590/1678-5150-pvb-6141>
- RITTER, E.K. & AMIN, R.W. (2019)** Mating scars among sharks: evidence of coercive mating? *Acta Ethologica*, 22 (1): 9-16 <https://dx.doi.org/10.1007/s10211-018-0301-z>

- ROOPER, C.N. & HOFF, G.R. & STEVENSON, D.E. & ORR, J.W. & SPIES, I.B. (2019)** Skate egg nursery habitat in the eastern Bering Sea: a predictive model. *Marine Ecology Progress Series*, 609: 163-178 <https://dx.doi.org/10.3354/meps12809>
- SEMMENS, J.M. & KOCK, A.A. & WATANABE, Y.Y. & SHEPARD, C.M. & BERKENPAS, E. & STEHFEST, K.M. & BARNETT, A. & PAYNE, N.L. (2019)** Preparing to launch: biologging reveals the dynamics of white shark breaching behaviour. *Marine Biology*, 166 (7): 95 <https://dx.doi.org/10.1007/s00227-019-3542-0>
- SEN, A. & HIMMLER, T. & HONG, W.L. & CHITKARA, C. & LEE, R.W. & FERRÉ, B. & LEPLAND, A. & KNIES, J. (2019)** Atypical biological features of a new cold seep site on the Lofoten-Vesterålen continental margin (northern Norway). *Scientific Reports*, 9: 1762 <https://dx.doi.org/10.1038/s41598-018-38070-9>
- SOMSAP, N. & SRAKAEW, N. & CHATCHAVALVANICH, K. (2019)** Microanatomy of the female reproductive system of the viviparous freshwater whipray *Fluvitrygon signifer* (Elasmobranchii: Myliobatiformes: Dasyatidae). I. The ovary. *Zoologischer Anzeiger*, 280: 52-64 <https://dx.doi.org/10.1016/j.jcz.2019.04.002>
- STEVENSON, D.E. & HOFF, G.R. & ORR, J.W. & SPIES, I. & ROOPER, C.N. (2019)** Interactions between fisheries and early life stages of skates in nursery areas of the eastern Bering Sea. *Fishery Bulletin*, 117 (1-2): 8-14 <https://dx.doi.org/10.7755/FB.117.1.2>
- SUEIRO, M.C. & AWRUCH, C.A. & IRIGOYEN, A.J. & ARGEMI, F. & PALACIOS, M.G. (2019)** Seasonality of Immunological and Health-State Parameters of Wild Broadnose Sevengill Shark, *Notorynchus cepedianus*. *Physiological and Biochemical Zoology*, 92 (1): 24-36 <https://dx.doi.org/10.1086/700573>
- TAGLIAFICO, A. & RANGEL, S. & BROADHURST, M.K. (2019)** Maturation and reproduction of *Squalus cubensis* and *Squalus cf. quasimodo* (Squalidae, Squaliformes) in the southern Caribbean Sea. *Ichthyological Research*, 66 (1): 1-8 <https://dx.doi.org/10.1007/s10228-018-0640-9>
- TAYLAN, B. & BAYHAN, B. & SAGLAM, C. & KARA, A. (2019)** First observation of the embryos of spiny butterfly ray, *Gymnura altavela* (Linnaeus, 1758) (Chondrichthyes: Gymnuridae) from Eastern Mediterranean, a species critically endangered. *Fresenius Environmental Bulletin*, 28 (4A): 3147-3152
- TOMITA, T. & MURAKUMO, K. & UEDA, K. & ASHIDA, H. & FURUYAMA, R. (2019)** Locomotion is not a privilege after birth: Ultrasound images of viviparous shark embryos swimming from one uterus to the other. *Ethology*, 125 (2): 122-126 <https://dx.doi.org/10.1111/eth.12828>
- VINYARD, E.A. & FRAZIER, B.S. & DRYMON, J.M. & GELSLEICHTER, J.J. & BUBLEY, W.J. (2019)** Age, growth, and maturation of the Finetooth Shark, *Carcharhinus isodon*, in the Western North Atlantic Ocean. *Environmental Biology of Fishes*, 102 (12): 1499-1517 <https://dx.doi.org/10.1007/s10641-019-00929-9>
- WOSNICK, N. & TAKATSUKA, V. & MELLO, A.E. & DIAS, J. & LUBITZ, N. & GUEDES DE AZEVEDO, V. (2019)** Embryonic malformations in an offspring of the shortnose guitarfish. *Brazilian Journal of Oceanography*, 67: e19273 <https://dx.doi.org/10.1590/s1679-87592019027306710>
- WOSNICK, N. & AWRUCH, C.A. & ADAMS, K.R. & GUTIERRE, S.M.M. & BORNATOWSKI, H. & PRADO, A.C. & FREIRE, C.A. (2019)** Impacts of fisheries on elasmobranch reproduction: high rates of abortion and subsequent maternal mortality in the shortnose guitarfish. *Animal Conservation*, 22 (2): 198-206 <https://dx.doi.org/10.1111/acv.12458>
- WYFFELS, J.T. & GEORGE, R. & ADAMS, L. & ADAMS, C. & CLAUSS, T. & NEWTON, A. & HYATT, M.W. & YACH, C. & PENFOLD, L.M. (2019)** Testosterone and semen seasonality for the sand tiger shark *Carcharias taurus*. *Biology of Reproduction: ioz221* <https://dx.doi.org/10.1093/biolre/ioz221>

3.7 Diet

- ANASTASOPOULOU, A. & MYTILINEOU, C. & SMITH, C.J. & PAPADOPOULOU, K.N. (2019)** Crustacean prey in the diet of fishes from deep waters of the Eastern Ionian Sea. *Journal of the Marine Biological Association of the United Kingdom*, 99 (1): 259-267 <https://dx.doi.org/10.1017/s0025315417001977>
- ARRIGHETTI, F. & TESO, V. & BREY, T. & PENCHASZADEH, P.E. (2019)** Gastropod relevance in predator-prey interactions on a benthic shallow sandy ecosystem at Mar del Plata, Argentina (38 degrees S). *Journal of the Marine Biological Association of the United Kingdom*, 99 (2): 403-409 <https://dx.doi.org/10.1017/s0025315418000036>
- BARBATO, M. & KOVACS, T. & COLEMAN, M.A. & BROADHURST, M.K. & DE BRUYN, M. (2019)** Metabarcoding for stomach-content analyses of Pygmy devil ray (*Mobula kuhlii* cf. *eregoodootenkee*): Comparing tissue and ethanol preservative-derived DNA. *Ecology and Evolution*, 9 (5): 2678-2687 <https://dx.doi.org/10.1002/ece3.4934>
- BELLEGGIA, M. & BATTAGLIOTTI, C. & CORTES, F. & COLONELLO, J.H. (2019)** Feeding together: a global diet analysis of twenty-three species of chondrichthyes on a feeding ground area. *Hydrobiologia*, 842 (1): 77-99 <https://dx.doi.org/10.1007/s10750-019-04027-w>
- BENGIL, F. & BENGIL, E.G.T. & MAVRUK, S. & HERAL, O. & KARAMAN, O.D. & OZAYDIN, O. (2019)** Feeding Ecology of Four Demersal Shark Species (*Etmopterus spinax*, *Galeus melastomus*, *Scyliorhinus canicula* and *Squalus blainville*) from the Eastern Aegean Sea. *Turkish Journal of Fisheries and Aquatic Sciences*, 19 (6): 475-484 https://dx.doi.org/10.4194/1303-2712-v19_6_03
- BENNETT, J. & RANDHAWA, H.S. (2019)** Diet composition of New Zealand's endemic rough skate, *Zearaja nasuta*. *New Zealand Journal of Marine and Freshwater Research*, 53 (1): 162-168 <https://dx.doi.org/10.1080/00288330.2018.1541813>
- BESSEY, C. & JARMAN, S.N. & STAT, M. & ROHNER, C.A. & BUNCE, M. & KOZIOL, A. & POWER, M. & RAMBAHINIARISON, J.M. & PONZO, A. & RICHARDSON, A.J. & BERRY, O. (2019)** DNA metabarcoding assays reveal a diverse prey assemblage for *Mobula* rays in the Bohol Sea, Philippines. *Ecology and Evolution*, 9 (5): 2459-2474 <https://dx.doi.org/10.1002/ece3.4858>
- BIERWAGEN, S.L. & PETHYBRIDGE, H. & HEUPEL, M.R. & CHIN, A. & SIMPFENDORFER, C.A. (2019)** Trophic niches determined from fatty acid profiles of sympatric coral reef mesopredators. *Marine Ecology Progress Series*, 632: 159-174 <https://dx.doi.org/10.3354/meps13150>
- BROADHURST, M.K. & DOMIT, C. & TREVIZANI, T.H. & RAOULT, V. & MILLAR, R.B. (2019)** Mother-embryo isotope fractionation in the pygmy devilray *Mobula kuhlii* cf. *eregoodootenkee*. *Journal of Fish Biology*, 95 (2): 589-593 <https://dx.doi.org/10.1111/jfb.14010>
- CHATZISPYROU, A. & ARONI, M. & LEFKADITOU, E. & KAPIRIS, K. & GIOVOS, I. & ANASTASOPOULOU, A. (2019)** Some biological information on a female kitefin shark, *Dalatias licha* (Bonnaterre, 1788) stranded in the Laconikos gulf of Greece (SE Ionian Sea). *Turkish Journal of Fisheries and Aquatic Sciences*, 19 (12): 1069-1072 https://dx.doi.org/10.4194/1303-2712-v19_12_09
- CULLEN, J.A. & MARSHALL, C.D. (2019)** Do sharks exhibit heterodonty by tooth position and over ontogeny? A comparison using elliptic Fourier analysis. *Journal of Morphology*, 280 (5): 687-700 <https://dx.doi.org/10.1002/jmor.20975>
- DRYMON, J.M. & FELDHEIM, K. & FOURNIER, A.M.V. & SEUBERT, E.A. & JEFFERSON, A.E. & KROETZ, A.M. & POWERS, S.P. (2019)** Tiger sharks eat songbirds: scavenging a windfall of nutrients from the sky. *Ecology*, 100 (9): UNSP e02728 <https://dx.doi.org/10.1002/ecy.2728>

- DRYMON, J.M. & FELDHEIM, K. & FOURNIER, A.M.V. & SEUBERT, E.A. & JEF-FERSON, A.E. & KROETZ, A.M. & POWERS, S.P. (2019)** Tiger sharks eat songbirds: reply. *Ecology*, 100 (11): e02870
<https://dx.doi.org/10.1002/ecy.2870>
- EHEMANN, N.R. & ABITIA-CARDENAS, L.A. & NAVIA, A.F. & MEJÍA-FALLA, P.A. & CRUZ-ESCALONA, V.H. (2019)** Zeros as a result in diet studies, is this really bad? *Rhinoptera steindachneri* as a case study. *Journal of the Marine Biological Association of the United Kingdom*, 99 (7): 1661-1666
<https://dx.doi.org/10.1017/S0025315419000511>
- ENGELBRECHT, T.M. & KOCK, A.A. & O'RIAIN, M.J. (2019)** Running scared: when predators become prey. *Ecosphere*, 10 (1): e02531 <https://dx.doi.org/10.1002/ecs2.2531>
- ESPINOZA, M. & MATLEY, J. & HEUPEL, M.R. & TOBIN, A.J. & FISK, A.T. & SIMPFENDORFER, C.A. (2019)** Multi-tissue stable isotope analysis reveals resource partitioning and trophic relationships of large reef-associated predators. *Marine Ecology Progress Series*, 615: 159-176 <https://dx.doi.org/10.3354/meps12915>
- ESTUPIÑÁN-MONTAÑO, C. & CEDEÑO-FIGUEROA, L. & ESTUPIÑÁN-ORTIZ, J.F. & GALVÁN-MAGAÑA, F. & SANDOVAL-LONDOÑO, A. & CASTAÑEDA-SUAREZ, D. & POLO-SILVA, C.J. (2019)** Feeding habits and trophic level of the smooth hammerhead shark, *Sphyrna zygaena* (Carcharhiniformes: Sphyrnidae), off Ecuador. *Journal of the Marine Biological Association of the United Kingdom*, 99 (3): 673-680
<https://dx.doi.org/10.1017/S0025315418000474>
- ESTUPIÑÁN-MONTAÑO, C. & GALVÁN-MAGAÑA, F. & SÁNCHEZ-GONZÁLEZ, A. & ELORRIAGA-VERPLANCKEN, F.R. & DELGADO-HUERTAS, A. & PÁEZ-ROSAS, D. (2019)** Dietary ontogeny of the blue shark, *Prionace glauca*, based on the analysis of $\delta^{13}\text{C}$ and $\delta^{15}\text{N}$ in vertebrae. *Marine Biology*, 166 (8):101
<https://dx.doi.org/10.1007/s00227-019-3550-0>
- EVERY, S.L. & FULTON, C.J. & PETHYBRIDGE, H.R. & KYNE, P.M. & CROOK, D.A. (2019)** A Seasonally Dynamic Estuarine Ecosystem Provides a Diverse Prey Base for Elasmobranchs. *Estuaries and Coasts*, 42 (2): 580-595 <https://dx.doi.org/10.1007/s12237-018-0458-8>
- GARCIA-BARCELONA, S. & VARELA, J.L. & DIEZ-GARCIA, I.P. & PAULY-SALINAS, M. & BAEZ, J.C. (2019)** New records of birds in stomach contents of marine apex predators from the North Atlantic Ocean and Mediterranean Sea. *Vie Et Milieu, Life and Environment*, 69 (2-3): 153-157
- GONZÁLEZ-PESTANA, A. & ACUÑA-PERALES, N. & CÓRDOVA, F. & COASACA, J. & ALFARO, E. & ALFARO-SHIGUETO, J. & MANGEL, J.C. (2019)** Feeding habits of thresher sharks *Alopias* sp. in northern Peru: predators of Humboldt squid (*Dosidicus gigas*). *Journal of the Marine Biological Association of the United Kingdom*, 99 (3): 695-702 <https://dx.doi.org/10.1017/S0025315418000504>
- HAMMERSCHLAG, N. (2019)** Quantifying shark predation effects on prey: dietary data limitations and study approaches. *Endangered Species Research*, 38: 147-151 <https://dx.doi.org/10.3354/esr00950>
- HEUPEL, M.R. & MUNROE, S.E.M. & LEDEE, E.J.I. & CHIN, A. & SIMPFENDORFER, C.A. (2019)** Interspecific interactions, movement patterns and habitat use in a diverse coastal shark assemblage. *Marine Biology*, 166 (6): 68 <https://dx.doi.org/10.1007/s00227-019-3511-7>
- LEA, J.S.E. & DALY, R. & LEON, C. & DALY, C.A.K. & CLARKE, C.R. (2019)** Life after death: behaviour of multiple shark species scavenging a whale carcass. *Marine and Freshwater Research*, 70 (2): 302-306
<https://dx.doi.org/10.1071/mf18157>
- LIM, K.C. & CHONG, V.C. & LIM, P.E. & YURIMOTO, T. & LOH, K.H. (2019)** Feeding ecology of three sympatric species of stingrays on a tropical mudflat. *Journal of the Marine Biological Association of the United Kingdom*, 99 (4): 999-1007 <https://dx.doi.org/10.1017/s0025315418000759>

- LYONS, K. & KACEV, D. & PRETI, A. & GILLETT, D. & DEWAR, H. (2019)** Organic contaminants as an ecological tool to explore niche partitioning: a case study using three pelagic shark species. *Scientific Reports*, 9: 12080 <https://dx.doi.org/10.1038/s41598-019-48521-6>
- MANISHIN, K.A. & GOLDMAN, K.J. & SHORT, M. & CUNNINGHAM, C.J. & WESTLEY, P.A.H. & SEITZ, A.C. (2019)** Prey consumption estimates for salmon sharks. *Marine and Freshwater Research*, 70 (6): 824-833 <https://dx.doi.org/10.1071/MF18345>
- MARCUS, L. & VIRTUE, P. & NICHOLS, P.D. & FERREIRA, L.C. & PETHYBRIDGE, H. & MEEKAN, M.G. (2019)** Stable Isotope Analysis of Dermis and the Foraging Behavior of Whale Sharks at Ningaloo Reef, Western Australia. *Frontiers in Marine Science*, 6: Unsp 546 <https://dx.doi.org/10.3389/fmars.2019.00546>
- MÁRQUEZ-VELÁSQUEZ, V. & ROSA, R.S. & GALINDO, E. & NAVIA, A.F. (2019)** Feeding habits and ecological role of the freshwater stingray *Potamotrygon magdalenae* (Duméril 1865) (Myliobatiformes: Potamotrygonidae), combining gut-content and stable isotope analysis. *Environmental Biology of Fishes*, 102 (8): 1119-1136 <https://dx.doi.org/10.1007/s10641-019-00897-0>
- MÉNDEZ-MACÍAS, J.S. & VELÁZQUEZ-CHIQUITO, V.M. & ESTUPIÑÁN-MONTAÑO, C. & GALVÁN-MAGAÑA, F. (2019)** Trophic ecology and ontogenetic shift in the diet of the sicklefin smoothhound (*Mustelus lunulatus*) in the southeastern Pacific Ocean. *Fishery Bulletin*, 117 (3): 245-257 <https://dx.doi.org/10.7755/FB.117.3.11>
- MEYER, L. & PETHYBRIDGE, H. & BECKMANN, C. & BRUCE, B. & HUVENEERS, C. (2019)** The impact of wildlife tourism on the foraging ecology and nutritional condition of an apex predator. *Tourism Management*, 75: 206-215 <https://dx.doi.org/10.1016/j.tourman.2019.04.025>
- MEYER, L. & PETHYBRIDGE, H. & NICHOLS, P.D. & BECKMANN, C. & HUVENEERS, C. (2019)** Abiotic and biotic drivers of fatty acid tracers in ecology: A global analysis of chondrichthyan profiles. *Functional Ecology*, 33 (7): 1243-1255 <https://dx.doi.org/10.1111/1365-2435.13328>
- MOL, S. & KAHRAMAN, A.E. & ULUSOY, S. (2019)** Potential Health Risks of Heavy Metals to the Turkish and Greek Populations via Consumption of Spiny Dogfish and Thornback Ray from the Sea of Marmara. *Turkish Journal of Fisheries and Aquatic Sciences*, 19 (2): 19-27 https://dx.doi.org/10.4194/1303-2712-v19_2_03
- MULAS, A. & BELLODI, A. & CANNAS, R. & CARBONARA, P. & CAU, A. & MARONGIU, M.F. & PESCI, P. & PORCU, C. & FOLLESA, M.C. (2019)** Resource partitioning among sympatric elasmobranchs in the central-western Mediterranean continental shelf. *Marine Biology*, 166 (12): 153 <https://dx.doi.org/10.1007/s00227-019-3607-0>
- MURILLO-CISNEROS, D.A. & O'HARA, T.M. & ELORRIAGA-VERPLANCKEN, F.R. & SANCHEZ-GONZALEZ, A. & MARIN-ENRIQUEZ, E. & MARMOLEJO-RODRIGUEZ, A.J. & GALVAN-MAGANA, F. (2019)** Trophic Structure and Biomagnification of Total Mercury in Ray Species Within a Benthic Food Web. *Archives of Environmental Contamination and Toxicology*, 77 (3): 321-329 <https://dx.doi.org/10.1007/s00244-019-00632-x>
- NIELSEN, J. & CHRISTIANSEN, J.S. & GRONKJAER, P. & BUSHNELL, P. & STEFFENSEN, J.F. & KIILLERICH, H.O. & PRAEBEL, K. & HEDEHOLM, R. (2019)** Greenland Shark (*Somniosus microcephalus*) Stomach Contents and Stable Isotope Values Reveal an Ontogenetic Dietary Shift. *Frontiers in Marine Science*, 6: Unsp 125 <https://dx.doi.org/10.3389/fmars.2019.00125>
- NYEGAARD, M. & ANDRZEJACZEK, S. & JENNER, C.S. & JENNER, M.-N.M. (2019)** Tiger shark predation on large ocean sunfishes (Family Molidae) – two Australian observations. *Environmental Biology of Fishes*, 102 (12): 1559-1567 <https://dx.doi.org/10.1007/s10641-019-00926-y>
- PARK, J.M. & BAECK, G.W. & RAOULT, V. (2019)** First observation on the diet and feeding strategy of cloudy catshark *Scyliorhinus torazame* (Tanaka, 1908). *Regional Studies in Marine Science*, 28: Unsp 100596 <https://dx.doi.org/10.1016/j.rsma.2019.100596>

- PASQUALE, R. & SIMONE, L. & FRANCESCA, C. & GIANFRANCO, D. & PORZIA, M. & LETIZIA, S. & ANGELO, T. & COSIMO, S. & ROBERTO, C. (2019)** Ecosystem functioning of two marine food webs in the North-Western Ionian Sea (Central Mediterranean Sea). *Ecology and Evolution*, 9 (18): 10198-10212 <https://dx.doi.org/10.1002/ece3.5527>
- PEEL, L.R. & DALY, R. & DALY, C.A.K. & STEVENS, G.M.W. & COLLIN, S.P. & MEEKAN, M.G. (2019)** Stable isotope analyses reveal unique trophic role of reef manta rays (*Mobula alfredi*) at a remote coral reef. *Royal Society Open Science*, 6 (9): 190599 <https://dx.doi.org/10.1098/rsos.190599>
- QUEIROZ, A.P.N. & ARAUJO, M.L.G. & LESSA, R.P.T. (2019)** Dietary composition and trophic level of *Hypanus marianae* (Myliobatiformes: Dasyatidae), captured off Pernambuco coast, Brazil. *Latin American Journal of Aquatic Research*, 47 (5): 808-817 <https://dx.doi.org/10.3856/vol47-issue5-fulltext-10>
- RAOULT, V. & BROADHURST, M.K. & PEDDEMORS, M. & WILLIAMSON, M.E. & GASTON, M.F. (2019)** Resource use of great hammerhead sharks *Sphyrna mokarran* off eastern Australia. *Journal of Fish Biology*, 95 (6): 1430-1440 <https://dx.doi.org/10.1111/jfb.14160>
- SCOTT, B. & WILGA, C.A.D. & BRAINERD, E.L. (2019)** Skeletal kinematics of the hyoid arch in the suction-feeding shark *Chiloscyllium plagiosum*. *Journal of Experimental Biology*, 222 (5): UNSP jeb193573 <https://dx.doi.org/10.1242/jeb.193573>
- SERRANO-FLORES, F. & PÉREZ-JIMÉNEZ, J.C. & MÉNDEZ-LOEZA, I. & BASSOS-HULL, K. & AJEMIAN, M.J. (2019)** Comparison between the feeding habits of spotted eagle ray (*Aetobatus narinari*) and their potential prey in the southern Gulf of Mexico. *Journal of the Marine Biological Association of the United Kingdom*, 99 (3): 661-672 <https://dx.doi.org/10.1017/S0025315418000450>
- SHIFFMAN, D.S. & KAUFMAN, L. & HEITHAUS, M. & HAMMERSCHLAG, N. (2019)** Intraspecific differences in relative isotopic niche area and overlap of co-occurring sharks. *Aquatic Ecology*, 53 (2): 233-250 <https://dx.doi.org/10.1007/s10452-019-09685-5>
- SIMPSON, S.J. & SIMS, D.W. & TRUEMAN, C.N. (2019)** Ontogenetic trends in resource partitioning and trophic geography of sympatric skates (Rajidae) inferred from stable isotope composition across eye lenses. *Marine Ecology Progress Series*, 624: 103-116 <https://dx.doi.org/10.3354/meps13030>
- STEWART, J.D. & SMITH, T.T.R. & MARSHALL, G. & ABERNATHY, K. & FONSECA-PONCE, I.A. & FROMAN, N. & STEVENS, G.M.W. (2019)** Novel applications of animal-borne Crittercams reveal thermocline feeding in two species of manta ray. *Marine Ecology Progress Series*, 632: 145-158 <https://dx.doi.org/10.3354/meps13148>
- SWAIN, D.P. & BENOIT, H.P. & HAMMILL, M.O. & SULIKOWSKI, J.A. (2019)** Risk of extinction of a unique skate population due to predation by a recovering marine mammal. *Ecological Applications*, 29 (6): e01921 <https://dx.doi.org/10.1002/eap.1921>
- TAMBURIN, E. & AMADOR-CAPITANACHI, M.J. & GALVAN-MAGANA, F. & NORRIS, T.A. & ELORRIAGA-VERPLANCKEN, F.R. (2019)** Isotopic variation in blood components based on their biochemistry and physiology: A comparison between sharks and fur seals. *Journal of Experimental Zoology Part a-Ecological and Integrative Physiology* <https://dx.doi.org/10.1002/jez.2330>
- TAMBURIN, E. & KIM, S.L. & ELORRIAGA-VERPLANCKEN, F.R. & MADIGAN, D.J. & HOYOS-PADILLA, M. & SÁNCHEZ-GONZÁLEZ, A. & HERNÁNDEZ-HERRERA, A. & CASTILLO-GENIZ, J.L. & GODINEZ-PADILLA, C.J. & GALVÁN-MAGAÑA, F. (2019)** Isotopic niche and resource sharing among young sharks (*Carcharodon carcharias* and *Isurus oxyrinchus*) in Baja California, Mexico. *Marine Ecology Progress Series*, 613: 107-124 <https://dx.doi.org/10.3354/meps12884>
- TIRALONGO, F. & MESSINA, G. & BRUNDO, M.V. & LOMBARDO, B.M. (2019)** Biological aspects of the common torpedo, *Torpedo torpedo* (Linnaeus, 1758) (Elasmobranchii: Torpedinidae), in the central Mediterranean Sea (Sicily, Ionian Sea). *European Zoological Journal*, 86 (1): 488-496 <https://dx.doi.org/10.1080/24750263.2019.1696419>

- TUCKER, J.P. & VERCOE, B. & SANTOS, I.R. & DUJMOVIC, M. & BUTCHER, P.A. (2019)** Whale carcass scavenging by sharks. *Global Ecology and Conservation*, 19: e00655
<https://dx.doi.org/10.1016/j.gecco.2019.e00655>
- WELTZ, K. & LYLE, J.M. & BELL, J.D. & SEMMENS, J.M. (2019)** Dietary analysis reveals the vulnerability of the endangered Maugean skate (*Zearaja maugeana*) to benthic changes in Macquarie Harbour. *Marine and Freshwater Research*, 70 (5): 745-753 <https://dx.doi.org/10.1071/mf18231>
- WYATT, A.S.J. & MATSUMOTO, R. & CHIKARAISHI, Y. & MIYAIRI, Y. & YOKOYAMA, Y. & SATO, K. & OHKOUCHI, N. & NAGATA, T. (2019)** Enhancing insights into foraging specialization in the world's largest fish using a multi-tissue, multi-isotope approach. *Ecological Monographs*, 89 (1): UNSP e01339
<https://dx.doi.org/10.1002/ecm.1339>
- YEMISKEN, E. & NAVARRO, J. & FORERO, M. & MEGALOFONO, P. & ERYILMAZ, L. (2019)** Trophic partitioning between abundant demersal sharks coexisting in the North Aegean Sea. *Journal of the Marine Biological Association of the United Kingdom*, 99 (5): 1213-1219
<https://dx.doi.org/10.1017/s0025315419000110>
- YOSEF, R. (2019)** Tiger sharks eat songbirds: comment. *Ecology*, 100 (11): e02846
<https://dx.doi.org/10.1002/ecy.2846>

3.8 Size

ANDRADE, I. & ROSA, D. & MUNOZ-LECHUGA, R. & COELHO, R. (2019) Age and growth of the blue shark (*Prionace glauca*) in the Indian Ocean. *Fisheries Research*, 211: 238-246
<https://dx.doi.org/10.1016/j.fishres.2018.11.019>

BRACCINI, J.M. & WALTRICK, D. (2019) Species-specific at-vessel mortality of sharks and rays captured by demersal longlines. *Marine Policy*, 99: 94-98 <https://dx.doi.org/10.1016/j.marpol.2018.10.033>

BRAME, A.B. & WILEY, T.R. & CARLSON, J.K. & FORDHAM, S.V. & GRUBBS, R.D. & OSBORNE, J. & SCHARER, R.M. & BETHEA, D.M. & POULAKIS, G.R. (2019) Biology, ecology, and status of the smalltooth sawfish *Pristis pectinata* in the USA. *Endangered Species Research*, 39: 9-23
<https://dx.doi.org/10.3354/esr00952>

BROADHURST, M.K. & LAGLBAUER, B.J.L. & BENNETT, M.B. (2019) Gestation and size at parturition for *Mobula kuhlii* cf. *eregoodootenkee*. *Environmental Biology of Fishes*, 102 (7): 1009-1014
<https://dx.doi.org/10.1007/s10641-019-00886-3>

CALTABELLOTTA, F.P. & SIDERS, Z.A. & MURIE, D.J. & MOTTA, F.S. & CAILLIET, G.M. & GADIG, O.B.F. (2019) Age and growth of three endemic threatened guitarfishes *Pseudobatos horkelii*, *P. percellens* and *Zapteryx brevirostris* in the western South Atlantic Ocean. *Journal of Fish Biology*, 95 (5): 1236-1248
<https://dx.doi.org/10.1111/jfb.14123>

DEL V. GONZÁLEZ-GONZÁLEZ, L. & EHEMANN, N.R. (2019) Length–weight relationships of six elasmobranch species captured at the artisanal fishery of Margarita Island, Venezuela. *Journal of Applied Ichthyology*, 35 (2): 594-596 <https://dx.doi.org/10.1111/jai.13832>

ESCALLE, L. & GAERTNER, D. & CHAVANCE, P. & MURUA, H. & SIMIER, M. & PASCUAL-ALAYON, P.J. & MENARD, F. & RUIZ, J. & ABASCAL, F. & MERIGOT, B. (2019) Catch and bycatch captured by tropical tuna purse-seine fishery in whale and whale shark associated sets: comparison with free school and FAD sets. *Biodiversity and Conservation*, 28 (2): 467-499 <https://dx.doi.org/10.1007/s10531-018-1672-1>

FINUCCI, B. & DUNN, M.R. & ARNOLD, R. (2019) Using length–mass relationships to estimate life history: an application to deep-sea fishes. *Canadian Journal of Fisheries and Aquatic Sciences*, 76 (5): 723-739
<https://dx.doi.org/10.1139/cjfas-2018-0017>

GIANETI, M.D. & SANTANA, F.M. & YOKOTA, L. & VASCONCELOS, J.E. & DIAS, J.F. & LESSA, R.P. (2019) Age structure and multi-model growth estimation of longnose stingray *Hypanus guttatus* (Dasyatidae: Myliobatoidei) from north-east Brazil. *Journal of Fish Biology*, 94 (3): 481-488
<https://dx.doi.org/10.1111/jfb.13918>

GORE, M. & ABELS, L. & WASIK, S. & SADDLER, L. & ORMOND, R. (2019) Are close-following and breaching behaviours by basking sharks at aggregation sites related to courtship? *Journal of the Marine Biological Association of the United Kingdom*, 99 (3): 681-693 <https://dx.doi.org/10.1017/S0025315418000383>

HARRY, A.V. & BUTCHER, P.A. & MACBETH, W.G. & MORGAN, J.A.T. & TAYLOR, S.M. & GERAGHTY, P.T. (2019) Life history of the common blacktip shark, *Carcharhinus limbatus*, from central eastern Australia and comparative demography of a cryptic shark complex. *Marine and Freshwater Research*, 70 (6): 834-848
<https://dx.doi.org/10.1071/MF18141>

HEDEHOLM, R. & QVIST, T. & NIELSEN, J. & GRØNKJÆR, P. (2019) Temporal changes in size-at-maturity of black dogfish *Centroscyllium fabricii*. *Journal of Fish Biology*, 95 (3): 965-968
<https://dx.doi.org/10.1111/jfb.14072>

- HUME, J.B. (2019)** Higher temperatures increase developmental rate & reduce body size at hatching in the small-eyed skate *Raja microocellata*: implications for exploitation of an elasmobranch in warming seas. *Journal of Fish Biology*, 95 (2): 655-658 <https://dx.doi.org/10.1111/jfb.13997>
- JAIME-RIVERA, M. & LOPEZ-ARCHUNDIA, R.C. & SALINAS-ZAVALA, C.A. (2019)** New size record of the lollipop shark *Cephalurus cephalus* caught offshore Bahia Magdalena, Mexico. *Latin American Journal of Aquatic Research*, 47 (4): 706-708 <https://dx.doi.org/10.3856/vol47-issue4-fulltext-13>
- JARAMILLO-LONDONO, A.M. & VOLPEDO, A.V. & DIAZ-AREVALO, J.L. & RODRIGO-SANTAMALIA, M.E. & BENDITO-DURA, V. (2019)** Somatic growth and age of selected commercial fish species of the Cullera Coast, Iberian Peninsula, south-east Spain. *Indian Journal of Fisheries*, 66 (3): 12-23 <https://dx.doi.org/10.21077/ijf.2019.66.3.76966-02>
- KANIVE, P.E. & ROTELLA, J.J. & JORGENSEN, S.J. & CHAPPLE, T.K. & HINES, J.E. & ANDERSON, S.D. & BLOCK, B.A. (2019)** Size-specific apparent survival rate estimates of white sharks using mark-recapture models. *Canadian Journal of Fisheries and Aquatic Sciences*, 76 (11): 2027-2034 <https://dx.doi.org/10.1139/cjfas-2018-0142>
- KLEIN, J.D. & BESTER-VAN DER MERWE, A.E. & DICKEN, M.L. & MMONWA, K.L. & TESKE, P.R. (2019)** Reproductive philopatry in a coastal shark drives age-related population structure. *Marine Biology*, 166 (3): 26 <https://dx.doi.org/10.1007/s00227-019-3467-7>
- MATICH, P. & KISZKA, J.J. & HEITHAUS, M.R. & LE BOURG, B. & MOURIER, J. (2019)** Inter-individual differences in ontogenetic trophic shifts among three marine predators. *Oecologia*, 189 (3): 621-636 <https://dx.doi.org/10.1007/s00442-019-04357-5>
- MATSUMOTO, R. & MATSUMOTO, Y. & UEDA, K. & SUZUKI, M. & ASAHINA, K. & SATO, K. (2019)** Sexual maturation in a male whale shark (*Rhincodon typus*) based on observations made over 20 years of captivity. *Fishery Bulletin*, 117 (1-2): 78-86 <https://dx.doi.org/10.7755/FB.117.1-2.9>
- MAXWELL, S.M. & SCALES, K.L. & BOGRAD, S.J. & BRISCOE, D.K. & DEWAR, H. & HAZEN, E.L. & LEWISON, R.L. & WELCH, H. & CROWDER, L.B. (2019)** Seasonal spatial segregation in blue sharks (*Prionace glauca*) by sex and size class in the Northeast Pacific Ocean. *Diversity and Distributions*, 25 (8): 1304-1317 <https://dx.doi.org/10.1111/ddi.12941>
- MAY, C. & MEYER, L. & WHITMARSH, S. & HUVENEERS, C. (2019)** Eyes on the size: accuracy of visual length estimates of white sharks, *Carcharodon carcharias*. *Royal Society Open Science*, 6 (5): 190456 <https://dx.doi.org/10.1098/rsos.190456>
- MISAWA, R. & NARIMATSU, Y. & ENDO, H. & KAI, Y. (2019)** Population structure of the ocellate spot skate (*Okamejei kenoei*) inferred from variations in mitochondrial DNA (mtDNA) sequences and from morphological characters of regional populations. *Fishery Bulletin*, 117 (1-2): 24-36 <https://dx.doi.org/10.7755/FB.117.1.4>
- MOREIRA, R.A. & DE CARVALHO, M.R. (2019)** Clasper Morphology of the Japanese sawshark, *Pristiophorus japonicus* Günther, 1870 (Chondrichthyes: Elasmobranchii). *The Anatomical Record*, 302 (9): 1666-1670 <https://dx.doi.org/10.1002/ar.24082>
- NAJMUDEEN, T.M. & ZACHARIA, P.U. & SEETHA, P.K. & SUNIL, K.T.S. & RADHAKRISHNAN, M. & AKHILDEV, S. & SIPSON, A. (2019)** Length-weight relationships of three species of pelagic sharks from southeastern Arabian Sea. *Regional Studies in Marine Science*, 29: Unsp 100647 <https://dx.doi.org/10.1016/j.rsma.2019.100647>
- NIELSEN, J. & CHRISTIANSEN, J.S. & GRONKJAER, P. & BUSHNELL, P. & STEFFENSEN, J.F. & KIILERICH, H.O. & PRAEBEL, K. & HEDEHOLM, R. (2019)** Greenland Shark (*Somniosus microcephalus*) Stomach Contents and Stable Isotope Values Reveal an Ontogenetic Dietary Shift. *Frontiers in Marine Science*, 6: Unsp 125 <https://dx.doi.org/10.3389/fmars.2019.00125>

- PHENIX, L.M. & TRICARICO, D. & QUINTERO, E. & BOND, M.E. & BRANDL, S.J. & GALLAGHER, A.J. (2019)** Evaluating the effects of large marine predators on mobile prey behavior across subtropical reef ecosystems. *Ecology and Evolution*, 9 (24): 13740-13751 <https://dx.doi.org/10.1002/ece3.5784>
- PIMIENTO, C. & CANTALAPIEDRA, J.L. & SHIMADA, K. & FIELD, D.J. & SMAERS, J.B. (2019)** Evolutionary pathways toward gigantism in sharks and rays. *Evolution*, 73 (3): 588–599 <https://dx.doi.org/10.1111/evo.13680>
- RAMÍREZ-AMARO, S. & GALVÁN-MAGAÑA, F. (2019)** Effect of gillnet selectivity on elasmobranchs off the northwestern coast of Mexico. *Ocean & Coastal Management*, 172: 105-116 <https://dx.doi.org/10.1016/j.ocecoaman.2019.02.001>
- ROWLEY, A.G. & DALY-ENGEL, T.S. & FITZPATRICK, J.L. (2019)** Testes size increases with sperm competition risk and intensity in bony fish and sharks. *Behavioral Ecology*, 30 (2): 364-371 <https://dx.doi.org/10.1093/beheco/ary174>
- SANTOS, C.C. & COELHO, R. (2019)** Distribution patterns and indicators of the smooth hammerhead shark (*Sphyrna zygaena*) in the Atlantic Ocean. *Fisheries Research*, 212: 107-113 <https://dx.doi.org/10.1016/j.fishres.2018.12.015>
- TAGLIAFICO, A. & RANGEL, S. & BROADHURST, M.K. (2019)** Maturation and reproduction of *Squalus cubensis* and *Squalus cf. quasimodo* (Squalidae, Squaliformes) in the southern Caribbean Sea. *Ichthyological Research*, 66 (1): 1–8 <https://dx.doi.org/10.1007/s10228-018-0640-9>
- TAMBURIN, E. & KIM, S.L. & ELORRIAGA-VERPLANCKEN, F.R. & MADIGAN, D.J. & HOYOS-PADILLA, M. & SÁNCHEZ-GONZÁLEZ, A. & HERNÁNDEZ-HERRERA, A. & CASTILLO-GENIZ, J.L. & GODINEZ-PADILLA, C.J. & GALVÁN-MAGAÑA, F. (2019)** Isotopic niche and resource sharing among young sharks (*Carcharodon carcharias* and *Isurus oxyrinchus*) in Baja California, Mexico. *Marine Ecology Progress Series*, 613: 107-124 <https://dx.doi.org/10.3354/meps12884>
- TEMPLE, A.J. & WAMBIJI, N. & POONIAN, C.N.S. & JIDDAWI, N. & STEAD, S.M. & KISZKA, J.J. & BERGGREN, P. (2019)** Marine megafauna catch in southwestern Indian Ocean small-scale fisheries from landings data. *Biological Conservation*, 230: 113-121 <https://dx.doi.org/10.1016/j.biocon.2018.12.024>
- TIRALONGO, F. & MESSINA, G. & BRUNDO, M.V. & LOMBARDO, B.M. (2019)** Biological aspects of the common torpedo, *Torpedo torpedo* (Linnaeus, 1758) (Elasmobranchii: Torpedinidae), in the central Mediterranean Sea (Sicily, Ionian Sea). *European Zoological Journal*, 86 (1): 488-496 <https://dx.doi.org/10.1080/24750263.2019.1696419>
- TORRES-PALACIOS, K. & MEJÍA-FALLA, P.A. & NAVIA, A.F. & CRUZ-ESCALONA, V.H. & FÉLIX-URAGA, R. & QUIÑONEZ-VELÁZQUEZ, C. (2019)** Age and growth parameters of the Panamic stingray (*Urotrygon aspidura*). *Fishery Bulletin*, 117 (3): 45–55 <https://dx.doi.org/10.7755/FB.117.3.4>
- TÜRKER, D. & ZENGİN, K. & TUNAY, O.K. (2019)** Length-Weight Relationships for Nine Chondrichthyes Fish Species from Edremit Bay (North Aegean Sea). *Turkish Journal of Fisheries and Aquatic Sciences*, 19 (1): 71-79 https://dx.doi.org/10.4194/1303-2712-v19_1_09
- VINYARD, E.A. & FRAZIER, B.S. & DRYMON, J.M. & GELSLEICHTER, J.J. & BUBLEY, W.J. (2019)** Age, growth, and maturation of the Finetooth Shark, *Carcharhinus isodon*, in the Western North Atlantic Ocean. *Environmental Biology of Fishes*, 102 (12): 1499-1517 <https://dx.doi.org/10.1007/s10641-019-00929-9>
- WATANABE, Y.Y. & PAPANASTATIIOU, Y.P. (2019)** Distribution, body size and biology of the megamouth shark *Megachasma pelagios*. *Journal of Fish Biology*, 95 (4): 992-998 <https://dx.doi.org/10.1111/jfb.14007>
- WEIDELI, O.C. & PAPANASTATIIOU, Y.P. & PLANES, S. (2019)** Size frequency, dispersal distances and variable growth rates of young sharks in a multi-species aggregation. *Journal of Fish Biology*, 94 (5): 789-797 <https://dx.doi.org/10.1111/jfb.13968>

WONG, C.W.M. & CONTI-JERPE, I. & RAYMUNDO, L.J. & DINGLE, C. & ARAUJO, G. & PONZO, A. & BAKER, D.M. (2019) Whale Shark Tourism: Impacts on Coral Reefs in the Philippines. *Environmental Management*, 63 (2): 282-291 <https://dx.doi.org/10.1007/s00267-018-1125-3>

WOSNICK, N. & NIELLA, Y.V. & NAVA, C.A. & MONTEIRO-FILHO, E.L.A. & FREIRE, C.A. & HAMMERSCHLAG, N. (2019) Multispecies thermal dynamics of air-exposed ectothermic sharks and its implications for fisheries conservation. *Journal of Experimental Marine Biology and Ecology*, 513: 1-9 <https://dx.doi.org/10.1016/j.jembe.2019.01.002>

YEMISKEN, E. & ERYILMAZ, L. & MEGALOFONOU, P. & YILDIZ, T. (2019) Length-weight relationships of nine common demersal Elasmobranch species from the Eastern Mediterranean. *Cahiers De Biologie Marine*, 60 (3): 293-297 <https://dx.doi.org/10.21411/cbm.a.5f43befa>

3.9 Taxonomy

- AWRUCH, C.A. & SOMOZA, G. & BALDOCK, C. (2019)** Chondrichthyan research in South America: endocrinology overview and research trends over 50 years (1967-2016) compared to the rest of the world. *General and Comparative Endocrinology*, 273: 118-133 <https://dx.doi.org/10.1016/j.ygcen.2018.06.005>
- CONCHA, F.J. & CAIRA, J.N. & EBERT, D.A. & POMPERT, J.H.W. (2019)** Redescription and taxonomic status of *Dipturus chilensis* (Guichenot, 1848), and description of *Dipturus lamillai* sp. nov. (Rajiformes: Rajidae), a new species of long-snout skate from the Falkland Islands. *Zootaxa*, 4590 (5): 501–524 <https://dx.doi.org/10.11646/zootaxa.4590.5.1>
- DA SILVA, J.P.C.B. & LOBODA, T.S. (2019)** *Potamotrygon marquesi*, a new species of neotropical freshwater stingray (Potamotrygonidae) from the Brazilian Amazon Basin. *Journal of Fish Biology*, 95 (2): 594-612 <https://dx.doi.org/10.1111/jfb.14050>
- DALY-ENGEL, T.S. & BAREMORE, I.E. & GRUBBS, R.D. & GULAK, S.J.B. & GRAHAM, R.T. & ENZENUER, M.P. (2019)** Resurrection of the sixgill shark *Hexanchus vitulus* Springer & Waller, 1969 (Hexanchiformes, Hexanchidae), with comments on its distribution in the northwest Atlantic Ocean. *Marine Biodiversity*, 49 (2): 759–768 <https://dx.doi.org/10.1007/s12526-018-0849-x>
- DUCATEZ, S. (2019)** Which sharks attract research? Analyses of the distribution of research effort in sharks reveal significant non-random knowledge biases. *Reviews in Fish Biology and Fisheries*, 29 (2): 355-367 <https://dx.doi.org/10.1007/s11160-019-09556-0>
- EBERT, D.A. & AKHILESH, K.V. & WEIGMANN, S. (2019)** *Planonasmus indicus* sp. n., a new species of pygmy false catshark (Chondrichthyes: Carcharhiniformes: Pseudotriakidae), with a revised diagnosis of the genus and key to the family. *Marine Biodiversity*, 49 (3), 1321–1341 <https://dx.doi.org/10.1007/s12526-018-0915-4>
- EBERT, D.A. & LESLIE, R.W. (2019)** *Leucoraja elaineae* sp. nov., a new rough skate (Rajiformes: Rajidae) from the Western Indian Ocean. *Zootaxa*, 4691 (3): 225–234 <https://dx.doi.org/10.11646/zootaxa.4691.3.3>
- FERNANDO, D. & BOWN, R.M.K. & TANNA, A. & GOBIRAJ, R. & RALICKI, H. & JOCKUSCH, E.L. & EBERT, D.A. & JENSEN, K. & CAIRA, J.N. (2019)** New insights into the identities of the elasmobranch fauna of Sri Lanka. *Zootaxa*, 4585 (2): 201–238 <https://dx.doi.org/10.11646/zootaxa.4585.2.1>
- GRACE, M.A. & DOOSEY, M.H. & DENTON, J.S.S. & NAYLOR, G.J.P. & BART, H.L. & MAISEY, J.G. (2019)** A new Western North Atlantic Ocean kitefin shark (Squaliformes: Dalatiidae) from the Gulf of Mexico. *Zootaxa*, 4619 (1): 109–120 <https://dx.doi.org/10.11646/zootaxa.4619.1.4>
- GRANT, M.I. & KYNE, P.M. & SIMPFENDORFER, C.A. & WHITE, W.T. & CHIN, A. (2019)** Categorising use patterns of non-marine environments by elasmobranchs and a review of their extinction risk. *Reviews in Fish Biology and Fisheries*, 29 (3): 689-710 <https://dx.doi.org/10.1007/s11160-019-09576-w>
- JEW, M. & EBERT, D.A. & KEMPER, J.M. & WALOVICH, K. & QUARANTA, K.L. (2019)** Redescription of the bigeye chimaera, *Hydrolagus macrophthalmus* de Buen, 1959 (Chondrichthyes: Chimaeriformes), with a genetic characterization of the species. *Marine Biodiversity*, 49 (4): 1605–1614 <https://dx.doi.org/10.1007/s12526-018-0911-8>
- JOHRI, S. & DOANE, M.P. & ALLEN, L. & DINSDALE, E.A. (2019)** Taking Advantage of the Genomics Revolution for Monitoring and Conservation of Chondrichthyan Populations. *Diversity*, 11 (4): 49 <https://dx.doi.org/10.3390/d11040049>
- LAST, P.R. & SÉRET, B. & NAYLOR, G.J.P. (2019)** Description of *Rhinobatos ranongensis* sp. nov. (Rhinopristiformes: Rhinobatidae) from the Andaman Sea and Bay of Bengal with a review of its northern Indian Ocean congeners. *Zootaxa*, 4576 (2): 257–287 <https://dx.doi.org/10.11646/zootaxa.4576.2.3>

- NAVIA, A. & MEJÍA-FALLA, P. (2019)** Checklist of marine elasmobranchs of Colombia. *Universitas Scientiarum*, 24 (1): 241-276 <https://dx.doi.org/10.11144/Javeriana.SC24-1.come>
- PEREZ, R. & BORGES-MARTINS, M. (2019)** Integrative taxonomy of small worm lizards from Southern South America, with description of three new species (Amphisbaenia: Amphisbaenidae). *Zoologischer Anzeiger*, 283: 124-141 <https://dx.doi.org/10.1016/j.jcz.2019.09.007>
- RENZA-MILLAN, M. & LASSO, C.A. & MORALES-BETANCOURT, M.A. & VILLA, F. & CABALLERO, S. (2019)** Mitochondrial DNA diversity and population structure of the ocellate freshwater stingray *Potamotrygon motoro* (Muller & Henle, 1841) (Myliobatiformes: Potamotrygonidae) in the Colombian Amazon and Orinoco Basins. *Mitochondrial DNA Part A*, 30 (3): 466-473 <https://dx.doi.org/10.1080/24701394.2018.1546300>
- RUTLEDGE, K.M. (2019)** A New Guitarfish of the Genus *Pseudobatos* (Batoidea: Rhinobatidae) with Key to the Guitarfishes of the Gulf of California. *Copeia*, 107 (3): 451-463 <https://dx.doi.org/10.1643/CI-18-166>
- SOARES, K.D.A. & DE CARVALHO, M.R. (2019)** The catshark genus *Scyliorhinus* (Chondrichthyes: Carcharhiniformes: Scyliorhinidae): taxonomy, morphology and distribution. *Zootaxa*, 4601 (1): 001–147 <https://dx.doi.org/10.11646/zootaxa.4601.1.1>
- SOARES, K.D.A. & DE CARVALHO, M.R. & SCHWINGEL, P.R. & GADIG, O.B.F. (2019)** A New Species of *Parmaturus* (Chondrichthyes: Carcharhiniformes: Scyliorhinidae) from Brazil, Southwestern Atlantic. *Copeia*, 107 (2): 314-322 <https://dx.doi.org/10.1643/CI-18-152>
- STONE, N.R. & SHIMADA, K. (2019)** Skeletal Anatomy of the Bigeye Sand Tiger Shark, *Odontaspis noronhai* (Lamniformes: Odontaspidae), and its Implications for Lamniform Phylogeny, Taxonomy, and Conservation Biology. *Copeia*, 107 (4): 632-652 <https://dx.doi.org/10.1643/CG-18-160>
- WHITE, W.T. & FAHMI & WEIGMANN, S. (2019)** A new genus and species of catshark (Carcharhiniformes: Scyliorhinidae) from eastern Indonesia. *Zootaxa*, 4691 (5): 444–460 <https://dx.doi.org/10.11646/zootaxa.4691.5.2>
- WHITE, W.T. & KYNE, P.M. & HARRIS, M. (2019)** The correct spelling of the nomen of the lost shark *Carcharhinus obsolerus* White, Kyne & Harris, 2019 (Chondrichthyes, Carcharhinidae). *Zootaxa*, 4657 (3): 599-600 <https://dx.doi.org/10.11646/zootaxa.4657.3.14>

3.10 Conservation

ANDRADE, I. & ROSA, D. & MUNOZ-LECHUGA, R. & COELHO, R. (2019) Age and growth of the blue shark (*Prionace glauca*) in the Indian Ocean. *Fisheries Research*, 211: 238-246
<https://dx.doi.org/10.1016/j.fishres.2018.11.019>

ARAI, T. & AZRI, A. (2019) Diversity, occurrence and conservation of sharks in the southern South China Sea. *Plos One*, 14 (3): e0213864 <https://dx.doi.org/10.1371/journal.pone.0213864>

BADHON, M.K. & UDDIN, M.K. & NITU, F.K. & SIDDIQUE, E.M.K. (2019) Identifying Priorities for Shark Conservation in the Bay of Bengal, Bangladesh. *Frontiers in Marine Science*, 6: Unsp 294
<https://dx.doi.org/10.3389/fmars.2019.00294>

BALL, R.E. & SERRA-PEREIRA, B. & ELLIS, J. & GENNER, M.J. & IGLESIAS, S. & JOHNSON, A.F. & JONES, C.S. & LESLIE, R. & LEWIS, J. & MARIANI, S. & MENEZES, G. & NEAT, F. & NOBLE, L.R. & SIMS, D.W. & GRIFFITHS, A.M. (2019) Correction to: Resolving taxonomic uncertainty in vulnerable elasmobranchs: are the Madeira skate (*Raja maderensis*) and the thornback ray (*Raja clavata*) distinct species? *Conservation Genetics*, 20 (2): 403 <https://dx.doi.org/10.1007/s10592-018-1094-3>

BARNETT, A. & MCALLISTER, J.D. & SEMMENS, J. & ABRANTES, K. & SHEAVES, M. & AWRUCH, C. (2019) Identification of essential habitats: Including chimaeras into current shark protected areas. *Aquatic Conservation: Marine and Freshwater Ecosystems*, 29 (6): 865-880 <https://dx.doi.org/10.1002/aqc.3087>

BARR, Y. & ABELSON, A. (2019) Feeding - Cleaning Trade-Off: Manta Ray "Decision-Making" as a Conservation Tool. *Frontiers in Marine Science*, 6: Unsp 88 <https://dx.doi.org/10.3389/fmars.2019.00088>

BAUM, J.K. (2019) Fishing boats leave few safe havens for sharks. *Nature*, 572 (7770): 449-450
<https://dx.doi.org/10.1038/d41586-019-02357-2>

BECERRIL-GARCÍA, E.E. & HOYOS-PADILLA, E.M. & MICARELLI, P. & GALVÁN-MAGAÑA, F. & SPERONE, E. (2019) The surface behaviour of white sharks during ecotourism: A baseline for monitoring this threatened species around Guadalupe Island, Mexico. *Aquatic Conservation: Marine and Freshwater Ecosystems*, 29 (5): 773-782 <https://dx.doi.org/10.1002/aqc.3057>

BOISSIN, E. & THORROLD, S.R. & BRAUN, C.D. & ZHOU, Y. & CLUA, E.E. & PLANES, S. (2019) Contrasting global, regional and local patterns of genetic structure in gray reef shark populations from the Indo-Pacific region. *Scientific Reports*, 9: 15816 <https://dx.doi.org/10.1038/s41598-019-52221-6>

BOND, M.E. & VALENTIN-ALBANESE, J. & BABCOCK, E.A. & HEITHAUS, M.R. & GRUBBS, R.D. & CERRATO, R. & PETERSON, B.J. & PIKITCH, E.K. & CHAPMAN, D.D. (2019) Top predators induce habitat shifts in prey within marine protected areas. *Oecologia*, 190 (2): 375-385 <https://dx.doi.org/10.1007/s00442-019-04421-0>

BOOTH, H. & SQUIRES, D. & MILNER-GULLAND, E.J. (2019) The neglected complexities of shark fisheries, and priorities for holistic risk-based management. *Ocean & Coastal Management*, 182: 104994
<https://dx.doi.org/10.1016/j.ocecoaman.2019.104994>

BRADLEY, D. & MAYORGA, J. & MCCAULEY, D.J. & CABRAL, R.B. & DOUGLAS, P. & GAINES, S.D. (2019) Leveraging satellite technology to create true shark sanctuaries. *Conservation Letters*, 12 (2): UNSP e12610 <https://dx.doi.org/10.1111/conl.12610>

BROWN, C.J. & ROFF, G. (2019) Life-history traits inform population trends when assessing the conservation status of a declining tiger shark population. *Biological Conservation*, 239: Unsp 108230
<https://dx.doi.org/10.1016/j.biocon.2019.108230>

- BUTLER, J.R.A. & BUSILACCHI, S. & SKEWES, T. (2019)** How resilient is the Torres Strait Treaty (Australia and Papua New Guinea) to global change? A fisheries governance perspective. *Environmental Science & Policy*, 91: 17-26 <https://dx.doi.org/10.1016/j.envsci.2018.10.005>
- CARDENOSA, D. (2019)** Genetic identification of threatened shark species in pet food and beauty care products. *Conservation Genetics*, 20 (6): 1383-1387 <https://dx.doi.org/10.1007/s10592-019-01221-0>
- CARDENOSA, D. & MERTEN, W. & HYDE, J. (2019)** Prioritizing global genetic capacity building assistance to implement CITES shark and ray listings. *Marine Policy*, 106: 103544 <https://dx.doi.org/10.1016/j.marpol.2019.103544>
- CARLSON, J.K. & HEUPEL, M.R. & YOUNG, C.N. & CRAMP, J.E. & SIMPFENDORFER, C.A. (2019)** Are we ready for elasmobranch conservation success? Comment. *Environmental Conservation*, 46 (4): 264-266 <https://dx.doi.org/10.1017/s0376892919000225>
- CARMO, C.B. & FERRETTE, B.L.S. & CAMARGO, S.M. & ROXO, F.F. & COELHO, R. & GARLA, R.C. & OLIVEIRA, C. & PIERCY, A.N. & BORNATOWSKI, H. & FORESTI, F. & BURGESS, G.H. & MENDONÇA, F.F. (2019)** A new map of the tiger shark (*Galeocerdo cuvier*) genetic population structure in the western Atlantic Ocean: Hypothesis of an equatorial convergence centre. *Aquatic Conservation: Marine and Freshwater Ecosystems*, 29 (5): 760-772 <https://dx.doi.org/10.1002/aqc.3029>
- CASHION, M.S. & BAILLY, N. & PAULY, D. (2019)** Official catch data underrepresent shark and ray taxa caught in Mediterranean and Black Sea fisheries. *Marine Policy*, 105: 1-9 <https://dx.doi.org/10.1016/j.marpol.2019.02.041>
- CLARK, J.A. & BROWN, C. & GILLINGS, M.R. & GARDNER, M. & WILLIAMSON, J.E. & IZZO, C. & DAY, J. (2019)** Characterization of 12 polymorphic microsatellite loci in the Port Jackson Shark, *Heterodontus portusjacksoni* (Meyer, 1793). *Marine Biodiversity*, 49 (1): 505-508 <https://dx.doi.org/10.1007/s12526-017-0772-6>
- CREAR, D.P. & BRILL, R. & BUSHNELL, P.G. & LATOUR, R.J. & SCHWIETERMAN, G.D. & STEFFEN, R. & WENG, K.C. (2019)** The impacts of warming and hypoxia on the performance of an obligate ram ventilator. *Conservation Physiology*, 7: coz026 <https://dx.doi.org/10.1093/conphys/coz026>
- DA SILVA FERRETTE, B.L. & DOMINGUES, R.R. & USSAMI, L.H.F. & MORAES, L. & DE OLIVEIRA MAGALHÃES, C. & DE AMORIM, A.F. & WAGNER SILVA HILSDORF, A. & OLIVEIRA, C. & FORESTI, F. & MENDONÇA, F.F. (2019)** DNA-based species identification of shark finning seizures in Southwest Atlantic: implications for wildlife trade surveillance and law enforcement. *Biodiversity and Conservation*, 28: 4007-4025 <https://dx.doi.org/10.1007/s10531-019-01862-0>
- DCNA (2019)** The Yarari Marine Mammal and Shark Sanctuary. *Dutch Caribbean Nature Alliance*, 66pp.
- DELSER, P.M. & CORRIGAN, S. & DUCKETT, D. & SUWALSKI, A. & VEUILLE, M. & PLANES, S. & NAYLOR, G.J.P. & MONA, S. (2019)** Demographic inferences after a range expansion can be biased: the test case of the blacktip reef shark (*Carcharhinus melanopterus*). *Heredity*, 122 (6): 759-769 <https://dx.doi.org/10.1038/s41437-018-0164-0>
- DOHERTY, P.D. & BAXTER, J.M. & GODLEY, B.J. & GRAHAM, R.T. & HALL, G. & HALL, J. & HAWKES, L.A. & HENDERSON, S.M. & JOHNSON, L. & SPEEDIE, C. & WITZ, M.J. (2019)** Seasonal changes in basking shark vertical space use in the north-east Atlantic. *Marine Biology*, 166 (10): 129 <https://dx.doi.org/10.1007/s00227-019-3565-6>
- DUHAMEL, G. & PÉRON, C. & SINÈGRE, R. & CHAZEAU, C. & GASCO, N. & HAUTECŒUR, M. & MARTIN, A. & DURAND, I. & CAUSSE, R. (2019)** Important readjustments in the biomass and distribution of groundfish species in the northern part of the Kerguelen Plateau and Skiff Bank. In: *Welsford, D., J. Dell and G. Duhamel (Eds). The Kerguelen Plateau: marine ecosystem and fisheries. Proceedings of the Second Symposium. [PDF] Australian Antarctic Division, Kingston, Tasmania, Australia. ISBN: 978-1-876934-30-9: pp. 135-184*

- DWYER, R.G. & CAMPBELL, H.A. & PILLANS, R.D. & WATTS, M.E. & LYON, B.J. & GURU, S.M. & DINH, M.N. & POSSINGHAM, H.P. & FRANKLIN, C.E. (2019)** Using individual-based movement information to identify spatial conservation priorities for mobile species. *Conservation Biology*, 33 (6): 1426-1437 <https://dx.doi.org/10.1111/cobi.13328>
- EAGDERI, S. & FRICKE, R. & ESMAEILI, H.R. & JALILI, P. (2019)** Annotated checklist of the fishes of the Persian Gulf: Diversity and conservation status. *Iranian Journal of Ichthyology*, 6 (Suppl. 1): 1-171 <https://dx.doi.org/10.22034/iji.v6i0.454>
- EDWARDS, J.E. & PRATT, J. & TRESS, N. & HUSSEY, N.E. (2019)** Thinking deeper: Uncovering the mysteries of animal movement in the deep sea. *Deep Sea Research Part I: Oceanographic Research Papers*, 146: 24-43 <https://dx.doi.org/10.1016/j.dsr.2019.02.006>
- EHEMANN, N.R. & GONZÁLEZ-GONZÁLEZ, L.D.V. & TAGLIAFICO, A. & WEIGMANN, S. (2019)** Updated taxonomic list and conservation status of chondrichthyans from the exclusive economic zone of Venezuela, with first generic and specific records. *Journal of Fish Biology*, 95 (3): 753-771 <https://dx.doi.org/10.1111/jfb.14061>
- EL LAKHRACH, H. & HATTOUR, A. & JARBOUI, O. & BRADAI, M.N. & ESPLA, A.A.R. (2019)** Spatial and temporal variations of inshore demersal fishes in the Gulf of Gabes (Tunisia, Central Mediterranean Sea). *Journal of Coastal Conservation*, 23 (3): 521-530 <https://dx.doi.org/10.1007/s11852-019-00681-3>
- ELSTON, C. & COWLEY, P.D. & VON BRANDIS, R.G. (2019)** Movement patterns of juvenile porcupine rays *Urogymnus asperrimus* at a remote atoll: a potential nursery ground within a proposed marine protected area. *Environmental Biology of Fishes*, 102 (12): 1485-1498 <https://dx.doi.org/10.1007/s10641-019-00927-x>
- FAUCONNET, L. & PHAM, C.K. & CANHA, A. & AFONSO, P. & DIOGO, H. & MACHETE, M. & SILVA, H.M. & VANDEPERRE, F. & MORATO, T. (2019)** An overview of fisheries discards in the Azores. *Fisheries Research*, 209: 230-241 <https://dx.doi.org/10.1016/j.fishres.2018.10.001>
- FERRETTE, B.L.S. & DOMINGUES, R.R. & ROTUNDO, M.M. & MIRANDA, M.P. & BUNHOLI, I.V. & DE BIASI, J.B. & OLIVEIRA, C. & FORESTI, F. & MENDONÇA, F.F. (2019)** DNA Barcode Reveals the Bycatch of Endangered Batoids Species in the Southwest Atlantic: Implications for Sustainable Fisheries Management and Conservation Efforts. *Genes*, 10 (4): 304 <https://dx.doi.org/10.3390/genes10040304>
- FINUCCI, B. & DUFFY, C.A.J. & FRANCIS, M.P. & GIBSON, C. & KYNE, P.M. (2019)** The extinction risk of New Zealand chondrichthyans. *Aquatic Conservation: Marine and Freshwater Ecosystems*, 29 (5): 783-797 <https://dx.doi.org/10.1002/aqc.3053>
- FRANCOIS, P. & SIDONIE, C. & CAROLINE, C. & JEAN-MARC, G. (2019)** The effect of hook type and trailing gear on hook shedding and fate of pelagic stingray (*Pteroplatytrygon violacea*): New insights to develop effective mitigation approaches. *Marine Policy*, 107: Unsp 103594 <https://dx.doi.org/10.1016/j.marpol.2019.103594>
- FRISCH, A.J. & RIZZARI, J.R. (2019)** Parks for sharks: human exclusion areas outperform no-take marine reserves. *Frontiers in Ecology and the Environment*, 17 (3): 145-150 <https://dx.doi.org/10.1002/fee.2003>
- GIOVOS, I. & STOILAS, V.O. & AL-MABRUK, S.A.A. & DOUMPAS, N. & MARAKIS, P. & MAXIMIADI, M. & MOUTOPOULOS, D. & KLEITOU, P. & KERAMIDAS, I. & TIRALONGO, F. & DE MADDALENA, A. (2019)** Integrating local ecological knowledge, citizen science and long-term historical data for endangered species conservation: Additional records of angel sharks (Chondrichthyes: Squatinidae) in the Mediterranean Sea. *Aquatic Conservation: Marine and Freshwater Ecosystems*, 29 (6): 881-890 <https://dx.doi.org/10.1002/aqc.3089>
- GLAUS, K.B.J. & BRUNNSCHWEILER, J.M. & PIOVANO, S. & MESCAM, G. & GENTER, F. & FLUEKIGER, P. & RICO, C. (2019)** Essential waters: Young bull sharks in Fiji's largest riverine system. *Ecology and Evolution*, 9 (13): 7574-7585 <https://dx.doi.org/10.1002/ece3.5304>

- GONZALEZ, C. & GALLAGHER, A.J. & CABALLERO, S. (2019)** Conservation genetics of the bonnethead shark *Sphyrna tiburo* in Bocas del Toro, Panama: Preliminary evidence of a unique stock. *Plos One*, 14 (8): e0220737 <https://dx.doi.org/10.1371/journal.pone.0220737>
- GRIFFING, D. & CHRISTIANSEN, J. & HOLLANDER, J. & CARPENTER, T. & LARSON, S. (2019)** Decrease in Sightings of Sixgill Sharks, *Hexanchus griseus*, in Elliott Bay, Seattle, WA, United States, a Comparison Between 2003-2005 and 2008-2015. *Frontiers in Marine Science*, 6: Unsp 189 <https://dx.doi.org/10.3389/fmars.2019.00189>
- GROSS, M. (2019)** Stop the global slaughter of sharks. *Current Biology*, 29 (17): R819-R822 <https://dx.doi.org/10.1016/j.cub.2019.08.043>
- HAQUE, A.B. & DAS, S.A. & BISWAS, A.R. (2019)** DNA analysis of elasmobranch products originating from Bangladesh reveals unregulated elasmobranch fishery and trade on species of global conservation concern. *PLoS ONE*, 14 (9): e0222273 <https://dx.doi.org/10.1371/journal.pone.0222273>
- HELLBERG, R.S. & ISAACS, R.B. & HERNANDEZ, E.L. (2019)** Identification of shark species in commercial products using DNA barcoding. *Fisheries Research*, 210: 81-88 <https://dx.doi.org/10.1016/j.fishres.2018.10.010>
- HEUPEL, M.R. & KANNO, S. & MARTINS, A.P.B. & SIMPFENDORFER, C.A. (2019)** Advances in understanding the roles and benefits of nursery areas for elasmobranch populations. *Marine and Freshwater Research*, 70 (7): 897-907 <https://dx.doi.org/10.1071/MF18081>
- HOBBS, C.A.D. & POTTS, R.W.A. & WALSH, M.B. & USHER, J. & GRIFFITHS, A.M. (2019)** Using DNA Barcoding to Investigate Patterns of Species Utilisation in UK Shark Products Reveals Threatened Species on Sale *Scientific Reports*, 9: 1028
- HOWARD, S. & KAHUI, V. & ROCK, J. (2019)** The opportunity cost of spiny dogfish (*Squalus acanthias*) bycatch in a ling (*Genypterus blacodes*) longline fishery. *Marine Policy*, 105: 38-43 <https://dx.doi.org/10.1016/j.marpol.2019.04.005>
- HUTCHINSON, M. & COFFEY, D.M. & HOLLAND, K. & ITANO, D. & LEROY, B. & KOHIN, S. & VETTER, R. & WILLIAMS, A.J. & WREN, J. (2019)** Movements and habitat use of juvenile silky sharks in the Pacific Ocean inform conservation strategies. *Fisheries Research*, 210: 131-142 <https://dx.doi.org/10.1016/j.fishres.2018.10.016>
- JAWAD, L.A. & AL-DIRAWI, A.M.H. & AL-HILALI, H.I. & AL-ASADI, U.T.S. (2019)** Observations of stranded and swimming whale sharks *Rhincodon typus* in Khor Al-Zubair, NW Arabian Gulf and Shatt al-Arab Estuary, Iraq. *Journal of Fish Biology*, 94 (2): 330-334 <https://dx.doi.org/10.1111/jfb.13891>
- JOHRI, S. & SOLANKI, J. & CANTU, V.A. & FELLOWS, S.R. & EDWARDS, R.A. & MORENO, I. & VYAS, A. & DINSDALE, E.A. (2019)** 'Genome skimming' with the MinION hand-held sequencer identifies CITES-listed shark species in India's exports market. *Scientific Reports*, 9: 4476 <https://dx.doi.org/10.1038/s41598-019-40940-9>
- KARIM, M.S. & UDDIN, M.M. (2019)** Swatch-of-no-ground marine protected area for sharks, dolphins, porpoises and whales: Legal and institutional challenges. *Marine Pollution Bulletin*, 139: 275-281 <https://dx.doi.org/10.1016/j.marpolbul.2018.12.037>
- KARNAD, D. & SUTARIA, D. & JABADO, R.W. (2019)** Local drivers of declining shark fisheries in India. *Ambio*, 49 (2): 616-627 <https://dx.doi.org/10.1007/s13280-019-01203-z>
- KUMAR, U. & HELEN, A.M. & DAS, J. & PARVEZ, M.S. & BISWAS, S.K. & RAY, S. (2019)** Unraveling the hidden truth in a poorly managed ecosystem: The case of discarded species of conservation interest in Bangladesh industrial marine fisheries. *Regional Studies in Marine Science*, 32: Unsp 100813 <https://dx.doi.org/10.1016/j.rsma.2019.100813>

- LARSON, S. & LOWRY, D. (2019)** Introduction: The sharks of Pacific Mexico and their conservation - why should we care? *Advances in Marine Biology*, 83: 1-10 <https://dx.doi.org/10.1016/bs.amb.2019.08.004>
- LENNERT-CODY, C.E. & CLARKE, S.C. & AIRES-DA-SILVA, A. & MAUNDER, M.N. & FRANKS, P.J.S. & ROMAN, M. & MILLER, A.J. & MINAMI, M. (2019)** The importance of environment and life stage on interpretation of silky shark relative abundance indices for the equatorial Pacific Ocean. *Fisheries Oceanography*, 28 (1): 43-53 <https://dx.doi.org/10.1111/fog.12385>
- LOPES, C.A. & ARAUJO, N.L.F. & ROCHA, L. & MONTEIRO, F. & ROCHA, R.C.C. & SAINT'PIERRE, T.D. & LUTFI, D.S. & VIANNA, M. & HAUSER-DAVIS, R.A. (2019)** Toxic and essential metals in *Narcine brasiliensis* (Elasmobranchii: Narcinidae): A baseline ecotoxicological study in the Southeast Atlantic and preliminary maternal transfer implications. *Marine Pollution Bulletin*, 149: 110606 <https://dx.doi.org/10.1016/j.marpolbul.2019.110606>
- LOWE, J. & TEJADA, J.F.C. & MEEKAN, M.G. (2019)** Linking livelihoods to improved biodiversity conservation through sustainable integrated coastal management and community based dive tourism : Oslob Whale Sharks. *Marine Policy*, 108: Unsp 103630 <https://dx.doi.org/10.1016/j.marpol.2019.103630>
- LUCIFORA, L.O. & BARBINI, S.A. & SCARABOTTI, P.A. & SABADIN, D.E. (2019)** Socio-economic development, scientific research, and exploitation explain differences in conservation status of marine and freshwater chondrichthyans among countries. *Reviews in Fish Biology and Fisheries*, 29: 951–964 <https://dx.doi.org/10.1007/s11160-019-09584-w>
- LYONS, K. & BIGMAN, J.S. & KACEV, D. & MULL, C.G. & CARLISLE, A.B. & IM-HOFF, J.L. & ANDERSON, J.M. & WENG, K.C. & GALLOWAY, A.S. & CAVE, E. & GUNN, T.R. & LOWE, C.G. & BRILL, R.W. & BEDORE, C.N. (2019)** Bridging disciplines to advance elasmobranch conservation: applications of physiological ecology. *Conservation Physiology*, 7: coz011 <https://dx.doi.org/10.1093/conphys/coz011>
- MACKERACHER, T. & DIEDRICH, A. & SIMPFENDORFER, C.A. (2019)** Sharks, rays and marine protected areas: A critical evaluation of current perspectives. *Fish and Fisheries*, 20 (2): 255-267 <https://dx.doi.org/10.1111/faf.12337>
- MADLIGER, C.L. (2019)** SMART' shark capture technology may keep beachgoers and sharks safe. *Conservation Physiology*, 7 (1): coz087 <https://dx.doi.org/10.1093/conphys/coz087>
- MARIE, A.D. & STOCKWELL, B.L. & RICO, C. (2019)** DNA Analysis of Juvenile Scalloped Hammerhead Sharks *Sphyrna lewini* (Griffith, 1834) Reveals Multiple Breeding Populations and Signs of Adaptive Divergence in the South Pacific. *Frontiers in Marine Science*, 6: 718 <https://dx.doi.org/10.3389/fmars.2019.00718>
- MAZZOLDI, C. & BEARZI, G. & BRITO, C. & CARVALHO, I. & DESIDERÀ, E. & ENDRIZZI, L. & FREITAS, L. & GIACOMELLO, E. & GIOVOS, I. & GUIDETTI, P. & RESSURREIÇÃO, A. & TULL, M. & MACDIARMID, A. (2019)** From sea monsters to charismatic megafauna: Changes in perception and use of large marine animals. *PLoS ONE*, 14 (12): e0226810 <https://dx.doi.org/10.1371/journal.pone.0226810>
- MEJÍA-FALLA, P.A. & CASTRO, E.R. & BALLESTEROS, C.A. & BENT-HOOKER, H. & CALDAS, J.P. & ROJAS, A. & NAVIA, A.F. (2019)** Effect of a precautionary management measure on the vulnerability and ecological risk of elasmobranchs captured as target fisheries. *Regional Studies in Marine Science*, 31: 100779 <https://dx.doi.org/10.1016/j.rsma.2019.100779>
- MEYER, H.K. & ROBERTS, E.M. & RAPP, H.T. & DAVIES, A.J. (2019)** Spatial patterns of arctic sponge ground fauna and demersal fish are detectable in autonomous underwater vehicle (AUV) imagery. *Deep Sea Research Part I: Oceanographic Research Papers*, 153: 103137 <https://dx.doi.org/10.1016/j.dsr.2019.103137>
- MIDWAY, S.R. & WAGNER, T. & BURGESS, G.H. (2019)** Trends in global shark attacks. *PLoS ONE*, 14 (2): e0211049 <https://dx.doi.org/10.1371/journal.pone.0211049>

- MIZRAHI, M. & DUCE, S. & PRESSEY, R.L. & SIMPFENDORFER, C.A. & WEEKS, R. & DIEDRICH, A. (2019)** Global opportunities and challenges for Shark Large Marine Protected Areas. *Biological Conservation*, 234: 107-115 <https://dx.doi.org/10.1016/j.biocon.2019.03.026>
- MOORE, A.B.M. & GRUBBS, R.D. (2019)** Shark and ray conservation research: Absent where the need is greatest. *Aquatic Conservation: Marine and Freshwater Ecosystems*, 29 (11): 2017-2017 <https://dx.doi.org/10.1002/aqc.3192>
- MORALES, N.A. & EASTON, E.E. & FRIEDLANDER, A.M. & HARVEY, E.S. & GARCIA, R. & GAYMER, C.F. (2019)** Spatial and seasonal differences in the top predators of Easter Island: Essential data for implementing the new Rapa Nui multiple-uses marine protected area. *Aquatic Conservation: Marine and Freshwater Ecosystems*, 29: 118-129 <https://dx.doi.org/10.1002/aqc.3068>
- MORALES-GAMBA, R.D. & CALDAS, J.S. & GODOY, L. & MARCON, J.L. (2019)** Sperm characterization of the Amazonian freshwater cururu stingray *Potamotrygon wallacei* (Potamotrygonidae): basic knowledge for reproduction and conservation plans. *Zygote*, 27 (4): 259-261 <https://dx.doi.org/10.1017/s096719941900039x>
- O'CONNELL, K.A. & DI SANTO, V. & MALDONADO, J. & MOLINA, E. & FUJITA, M.K. (2019)** A Tale of Two Skates: Comparative Phylogeography of North American Skate Species with Implications for Conservation. *Copeia*, 107 (2): 297-304 <https://dx.doi.org/10.1643/cg-18-114>
- PERRYMAN, R.J.Y. & VENABLES, S.K. & TAPILATU, R.F. & MARSHALL, A.D. & BROWN, C. & FRANKS, D.W. (2019)** Social preferences and network structure in a population of reef manta rays. *Behavioral Ecology and Sociobiology*, 73 (8): 114 <https://dx.doi.org/10.1007/s00265-019-2720-x>
- POULAKIS, G.R. & GRUBBS, R.D. (2019)** Biology and ecology of sawfishes: global status of research and future outlook. *Endangered Species Research*, 39: 77-90 <https://dx.doi.org/10.3354/esr00955>
- QUEIROZ, N. & HUMPHRIES, N.E. & COUTO, A. & VEDOR, M. & COSTA, I. & SEQUEIRA, A.M.M. & MUCIENTES, G. & SANTOS, A.M. & ABASCAL, F.J. & ABERCROMBIE, D.L. & ABRANTES, K. & ACUNA-MARRERO, D. & AFONSO, A.S. & AFONSO, P. & ANDERS, D. & ARAUJO, G. & ARAUZ, R. & BACH, P. & BARNETT, A. & BERNAL, D. & BERUMEN, M.L. & LION, S.B. & BEZERRA, N.P.A. & BLAISON, A.V. & BLOCK, B.A. & BOND, M.E. & BONFIL, R. & BRADFORD, R.W. & BRAUN, C.D. & BROOKS, E.J. & BROOKS, A. & BROWN, J. & BRUCE, B.D. & BYRNE, M.E. & CAMPANA, S.E. & CARLISLE, A.B. & CHAPMAN, D.D. & CHAPPLE, T.K. & CHISHOLM, J. & CLARKE, C.R. & CLUA, E.G. & COCHRAN, J.E.M. & CROCHELET, E.C. & DAGORN, L. & DALY, R. & CORTES, D.D. & DOYLE, T.K. & DREW, M. & DUFFY, C.A.J. & ERIKSON, T. & ESPINOZA, E. & FERREIRA, L.C. & FERRETTI, F. & FILMALTER, J.D. & FISCHER, G.C. & FITZPATRICK, R. & FONTES, J. & FORGET, F. & FOWLER, M. & FRANCIS, M.P. & GALLAGHER, A.J. & GENNARI, E. & GOLDSWORTHY, S.D. & GOLLOCK, M.J. & GREEN, J.R. & GUSTAFSON, J.A. & GUTTRIDGE, T.L. & GUZMAN, H.M. & HAMMERSCHLAG, N. & HARMAN, L. & HAZIN, F.H.V. & HEARD, M. & HEARN, A.R. & HOLDSWORTH, J.C. & HOLMES, B.J. & HOWEY, L.A. & HOYOS, M. & HUETER, R.E. & HUSSEY, N.E. & HUVENEERS, C. & IRION, D.T. & JACOBY, D.M.P. & JEWELL, O.J.D. & JOHNSON, R. & JORDAN, L.K.B. & JORGENSEN, S.J. & JOYCE, W. & DALY, C.A.K. & KETCHUM, J.T. & KLIMLEY, A.P. & KOCK, A.A. & KOEN, P. & LADINO, F. & LANA, F.O. & LEA, J.S.E. & LLEWELLYN, F. & LYON, W.S. & MACDONNELL, A. & MACENA, B.C.L. & MARSHALL, H. & MCALLISTER, J.D. & MCAULEY, R. & MEYER, M.A. & MORRIS, J.J. & NELSON, E.R. & PAPANASTASIOU, Y.P. & PATTERSON, T.A. & PENAHERRERA-PALMA, C. & PEPPERELL, J.G. & PIERCE, S.J. & POISSON, F. & QUINTERO, L.M. & RICHARDSON, A.J. & ROGERS, P.J. & ROHNER, C.A. & ROWAT, D.R.L. & SAMOILYS, M. & SEMMENS, J.M. & SHEAVES, M. & SHILLINGER, G. & SHIVJI, M. & SINGH, S. & SKOMAL, G.B. & SMALE, M.J. & SNYDERS, L.B. & SOLER, G. & SORIA, M. & STEHFEST, K.M. & STEVENS, J.D. & THORROLD, S.R. & TOLOTTI, M.T. & TOWNER, A. & TRAVASSOS, P. & TYMINSKI, J.P. & VANDEPERRE, F. & VAUDO, J.J. & WATANABE, Y.Y. & WEBER, S.B. & WETHERBEE, B.M. & WHITE, T.D. & WILLIAMS, S. & ZARATE, P.M. & HARCOURT, R. & HAYS, G.C. & MEEKAN, M.G. & THUMS, M. & IRIGOIEN, X. & EGUILUZ, V.M. & DUARTE, C.M. & SOUSA, L.L. & SIMPSON, S.J. & SOUTHALL, E.J. & SIMS, D.W. (2019)** Global spatial risk assessment of sharks under the footprint of fisheries. *Nature*, 572 (7770): 461 <https://dx.doi.org/10.1038/s41586-019-1444-4>

- RODRIGUES, A. & RANGEL, B.S. & WOSNICK, N. & BORNATOWSKI, H. & SANTOS, J.L. & MOREIRA, R.G. & AMORIM, A.F. (2019)** Report of injuries in batoids caught in small-scale fisheries: implications for management plans. *Oecologia Australis*, 23 (1): 78–89 <https://dx.doi.org/10.4257/oeco.2019.2301.07>
- ROYCROFT, E.J. & LE PORT, A. & LAVERY, S.D. (2019)** Population structure and male-biased dispersal in the short-tail stingray *Bathytoshia brevicaudata* (Myliobatoidei: Dasyatidae). *Conservation Genetics*, 20 (4): 717-728 <https://dx.doi.org/10.1007/s10592-019-01167-3>
- RYAN, K.L. & TAYLOR, S.M. & MCAULEY, R. & JACKSON, G. & MOLONY, B.W. (2019)** Quantifying shark depredation events while commercial, charter and recreational fishing in Western Australia. *Marine Policy*, 109: Unsp 103674 <https://dx.doi.org/10.1016/j.marpol.2019.103674>
- SALDANA-RUIZ, L.E. & GARCIA-RODRIGUEZ, E. & PEREZ-JIMENEZ, J.C. & TOVAR-AVILA, J. & RIVERA-TELLEZ, E. (2019)** 2. Biodiversity and Conservation of sharks in Pacific Mexico. *Advances in Marine Biology*, 83: 11-60 <https://dx.doi.org/10.1016/bs.amb.2019.08.001>
- SANDOVAL-CASTILLO, J. (2019)** 4. Conservation genetics of elasmobranchs of the Mexican Pacific Coast, trends and perspectives. *Advances in Marine Biology*, 83: 115-147 <https://dx.doi.org/10.1016/bs.amb.2019.08.002>
- SCHWIETERMAN, G.D. & BOUYOUCOS, I.A. & POTGIETER, K. & SIMPFENDORFER, C.A. & BRILL, R.W. & RUMMER, J.L. (2019)** Analysing tropical elasmobranch blood samples in the field: blood stability during storage and validation of the HemoCue® haemoglobin analyser. *Conservation Physiology*, 7 (1): cozo81 <https://dx.doi.org/10.1093/conphys/cozo81>
- SHAMIR, Z.Z. & SHAMIR, S.Z. & TCHERNOV, D. & SCHEININ, A. & BECKER, N. (2019)** Shark aggregation and tourism: opportunities and challenges of an emerging phenomenon. *International Journal of Sustainable Development and World Ecology*, 26 (5): 406-414 <https://dx.doi.org/10.1080/13504509.2019.1573769>
- SISKEY, M.R. & SHIPLEY, O.N. & FRISK, M.G. (2019)** Skating on thin ice: Identifying the need for species-specific data and defined migration ecology of Rajidae spp. *Fish and Fisheries*, 20 (2): 286-302 <https://dx.doi.org/10.1111/faf.12340>
- SKUBEL, R.A. & SHRIVER-RICE, M. & MARANTO, G.M. (2019)** Introducing Relational Values as a Tool for Shark Conservation, Science, and Management. *Frontiers in Marine Science*, 6: Unsp 53 <https://dx.doi.org/10.3389/fmars.2019.00053>
- SPAET, J.L.Y. (2019)** Red Sea Sharks—Biology, Fisheries and Conservation. In: *Oceanographic and Biological Aspects of the Red Sea*, Rasul, Najeed M.A., Stewart, Ian (Eds.), Chapter 15: 267-280 https://dx.doi.org/10.1007/978-3-319-99417-8_15
- SPEED, C.W. & REES, M.J. & CURE, K. & VAUGHAN, B. & MEEKAN, M.G. (2019)** Protection from illegal fishing and shark recovery restructures mesopredatory fish communities on a coral reef. *Ecology and Evolution*, 9 (18): 10553-10566 <https://dx.doi.org/10.1002/ece3.5575>
- TATE, R.D. & CULLIS, B.R. & SMITH, S.D.A. & KELAHER, B.P. & BRAND, C.P. & GALLEN, C.R. & MANDELMAN, J.W. & BUTCHER, P.A. (2019)** The acute physiological status of white sharks (*Carcharodon carcharias*) exhibits minimal variation after capture on SMART drumlines. *Conservation Physiology*, 7: cozo42 <https://dx.doi.org/10.1093/conphys/cozo42>
- TEMPLE, A.J. & WAMBIJI, N. & POONIAN, C.N.S. & JIDDAWI, N. & STEAD, S.M. & KISZKA, J.J. & BERGGREN, P. (2019)** Marine megafauna catch in southwestern Indian Ocean small-scale fisheries from landings data. *Biological Conservation*, 230: 113-121 <https://dx.doi.org/10.1016/j.biocon.2018.12.024>
- TRUJILLO, J.E. & PARDO, L.M. & VARGAS-CHACOFF, L. & VALDIVIA, N. (2019)** Sharks in the forest: relationships between kelp physical-complexity attributes and egg deposition sites of the red-spotted catshark. *Marine Ecology Progress Series*, 610: 125-135 <https://dx.doi.org/10.3354/meps12818>

TUCKER, J.P. & VERCOE, B. & SANTOS, I.R. & DUJMOVIC, M. & BUTCHER, P.A. (2019) Whale carcass scavenging by sharks. *Global Ecology and Conservation*, 19: e00655
<https://dx.doi.org/10.1016/j.gecco.2019.e00655>

WHITE, T.D. & FERRETTI, F. & KROODSMA, D.A. & HAZEN, E.L. & CARLISLE, A.B. & SCALES, K.L. & BOGRAD, S.J. & BLOCK, B.A. (2019) Predicted hotspots of overlap between highly migratory fishes and industrial fishing fleets in the northeast Pacific. *Science Advances*, 5 (3): eaau3761
<https://dx.doi.org/10.1126/sciadv.aau3761>

WILLIAMSON, M.J. & TEBBS, E.J. & DAWSON, T.P. & JACOBY, D.M.P. (2019) Satellite Remote Sensing in Shark and Ray Ecology, Conservation and Management. *Frontiers in Marine Science*, 6: Unsp 135
<https://dx.doi.org/10.3389/fmars.2019.00135>

WOSNICK, N. & NIELLA, Y.V. & NAVA, C.A. & MONTEIRO-FILHO, E.L.A. & FREIRE, C.A. & HAMMERSCHLAG, N. (2019) Multispecies thermal dynamics of air-exposed ectothermic sharks and its implications for fisheries conservation. *Journal of Experimental Marine Biology and Ecology*, 513: 1-9
<https://dx.doi.org/10.1016/j.jembe.2019.01.002>

WWF MEDITERRANEAN MARINE INITIATIVE & JEFFRIES, E. (2019) Sharks in Crisis: A Call to Action for the Mediterranean. *Published in July 2019 by WWF – World Wide Fund For Nature, pp 40*

ZIMMERAHACKEL, J.S. & KRAGT, M.E. & ROGERS, A.A. & ALI, K. & MEEKAN, M.G. (2019) Evidence of increased economic benefits from shark-diving tourism in the Maldives. *Marine Policy*, 100: 21-26
<https://dx.doi.org/10.1016/j.marpol.2018.11.004>

4. Index (Genera only)

A

Abdounia 95
Acanthobothrium 171, 173, 175, 178, 182, 183
Acanthocotyle 172, 175, 176, 189
Acroteriobatus 129, 130
Aculeola 118
Aetobatus 34, 53, 55, 145, 146, 154, 202, 206, 212
Aetomylaeus 12, 16, 60, 150, 151, 193
Agaleus 95
Akheilios 100, 109, 169
Alopias 24, 30, 59, 91, 114, 124, 210
Amblyraja 30, 48, 139, 140, 154, 190, 200
Anacanthobatis 132
Anelasma 172
Anomotodon 96
Anoxypristis 129, 182
Antiquaobatis 78, 79, 94, 95
Apristurus 104, 105, 106
Aptychotrema 131
Archaeotriakis 89
Arhynchobatis 132
Asflapristis 12, 78, 79, 84, 85
Asymbolus 106
Atelomycterus 109
Atlantoraja 132
Aturobatis 96
Aulohalaelurus 109

B

Bariaka 172
Bathyraja 38, 132, 133, 134, 190
Bathytoshia 52, 146, 226
Benthobatis 41, 126, 206
Beringraja 140
Brachaelurus 114
Brachycarcharias 83, 96
Branchellion 172, 176, 185
Breviraja 140
Brevitrygon 146
Britobatos 81
Brochiraja 134, 135
Burnhamia 96
Bythaelurus 106, 107

C

Calicotyle 176, 191, 192
Calliobothrium 170
Callorhynchus 28, 30, 156, 160, 172, 196, 197
Cantioscyllium 79, 92
Carcharhinus 14, 16, 22, 23, 27, 29, 31, 32, 33, 34, 38, 41, 45, 49, 51, 54, 56, 57, 60, 62, 79, 83, 95, 100, 102, 103, 124, 163, 170, 184, 186, 193, 195, 198, 202, 205, 206, 207, 214, 216, 219, 221
Carcharias 36, 44, 48, 51, 63, 79, 89, 114, 124, 201, 206, 208
Carcharocles 10

Carcharodon 15, 17, 29, 42, 44, 58, 62, 114, 124, 193, 213, 215, 216, 226
Caulobothrium 170, 176, 186
Cederstroemia 82
Centrophorus 21, 117, 172, 178, 188, 204
Centroscyllium 32, 118, 205, 214
Centroscyrnus 120
Centroselachus 120
Centrosqualus 79
Cephaloscyllium 109, 110
Cephalurus 34, 107, 215
Cetorhinus 35, 114, 124
Chaenogaleus 104
Charopinus 171
Chiloscyllium 13, 29, 35, 47, 54, 115, 193, 212
Chimaera 60, 156, 157, 160, 171, 186
Chimaerohemecus 179
Chlamydoselachus 79, 99, 114
Cirrhigaleus 121
Cirrhoscyllium 116, 171, 180, 181
Corynosoma 186
Cretalamna 79, 89
Cretodus 11, 79, 97
Cretorectolobus 82, 89
Cretoxyrhina 5, 86
Cruriraja 136, 137
Ctenacis 108

D

Dactylobatus 140
Dalatias 19, 117, 209
Dasyatis 19, 47, 53, 79, 89, 146, 154, 179
Deania 117
Dendromonocotyle 171, 176, 179
Dentiraja 140, 141
Diplobatis 126
Diprosopovenator 11, 78, 79, 85
Dipturus 18, 20, 29, 100, 141, 142, 154, 164, 165, 170, 184, 194, 197, 218
Discopyge 126
Dollfusiella 173, 176, 180
Dykeius 78, 79

E

Echeneibothrium 184
Echinorhinus 113
Echthrogaleus 171, 176, 189
Edestus 8, 11
Electrolux 127
Electrovermis 173, 175, 176, 191
Empruthotrema 171, 176, 187, 189
Eoplithicus 96
Eridacnis 108, 109
Etmopterus 15, 19, 23, 24, 47, 118, 119, 120, 194, 195, 209
Eucrossorhinus 115
Euprotomicroides 117
Euprotomicrus 117

Eusphyra 111

F

Fenestraja 137
Figaro 107
Florenceodon 78, 79
Fluvitrygon 56, 146, 207
Fontitrygon 146, 147
Furgaleus 111

G

Galagadon 78, 79, 82
Galeocerdo 13, 19, 49, 83, 103, 124, 194, 221
Galeorhinus 20, 22, 50, 90, 96, 111, 124, 195
Galeus 15, 18, 26, 107, 209
Ginglymostoma 20, 51, 90, 96, 115, 207
Glaucostegus 128
Glyphis 31, 103, 197
Gogolia 111
Gollum 109
Gorgorhynchus 173, 176, 186
Gurgesiella 137
Gymnura 18, 58, 150, 171, 173, 179, 182, 204, 207
Gymnurahemecus 173, 175, 176, 179

H

Halaelurus 107, 108
Halysiorhynchus 173, 180
Haploblepharus 10, 108
Harriotta 56, 158, 160
Heliotrygon 137
Hemigaleus 104
Hemipristis 104
Hemiscyllium 29, 46, 115
Hemitriakis 111, 112
Hemitrygon 28, 44, 147, 179, 199, 205
Heptranchias 31, 48, 50, 114, 197, 200
Hessinodon 78, 79
Heterodontus 20, 60, 113, 221
Heteronarce 127
Heteroscymnoides 117
Hexanchus 10, 15, 21, 31, 114, 124, 193, 195, 197, 218, 223
Hexatrygon 150
Himantura 147, 154, 182
Holocephalocotyle 171, 175, 176, 186
Holohalaelurus 108
Hongo 142
Hybodius 94
Hydrolagus 34, 157, 158, 160, 161, 191, 192, 218
Hypanus 28, 29, 45, 49, 52, 54, 57, 147, 201, 212, 214
Hyperandrotrema 179
Hypnos 126
Hypogaleus 112
Hypolophites 79, 98
Hypolophodon 91, 96

I

Iago 112
Igdabatis 5, 79, 87, 92
Indobatis 132
Insentiraja 135
Irolita 135
Ischyodus 90
Ischyrhiza 11
Isistius 117
Isogomphodon 79, 88, 103
Isurus 28, 30, 45, 46, 47, 58, 114, 124, 200, 213, 216

J

Jacquhermania 96

K

Kimmerobatis 12
Komoksodon 78, 79

L

Lamiopsis 103
Lamna 32, 36, 45, 114, 197, 198, 206
Leptocharias 104
Lernaepoda 178, 188
Lessiniabatis 78, 79, 93
Leucoraja 25, 35, 37, 48, 53, 57, 59, 100, 142, 143, 154, 168, 198, 201, 218
Lissodus 95
Lonchidion 82
Loxodon 103

M

Maculabatis 147, 148, 182
Makararaja 148
Malacoraja 143
Manta 15, 29, 193, 220
Marambioraja 78, 80, 91, 92
Mawsonascaris 173, 176, 183
Megachasma 61, 114, 202, 217
Megascyliorhinus 9
Megatrygon 16, 148
Mennerotodus 96
Meridiana 96
Merizocotyle 187
Mesetaraja 78, 80, 91, 92
Mitsukurina 114
Mixobothrium 175, 176, 181, 182
Mobula 14, 15, 16, 17, 18, 19, 29, 39, 48, 150, 154, 190, 193, 194, 204, 205, 209, 212, 214
Mollisquama 100, 118, 167
Mustelus 13, 25, 26, 30, 42, 58, 91, 112, 113, 170, 171, 180, 205, 211
Mycteronastes 187
Myledaphus 10, 80, 82, 90
Myliobaticola 179

Myliobatis 80, 83, 89, 151, 154, 179, 182

N

Narcine 39, 126, 127, 172, 173, 183, 185, 224
Narcinops 127
Narke 127
Nasolamia 103
Nebrius 20, 83, 115, 204
Negaprion 56, 103, 124, 171
Neoalbonella 172, 177, 178, 188
Neoharriotta 158, 160
Neoraja 143
Neotrygon 37, 50, 148, 149, 154, 199
nomen 24, 62, 219
Notidanoides 95
Notoraja 135
Notorynchus 33, 34, 42, 57, 114, 197, 207
Nybelinia 177, 190

O

Odontaspis 35, 37, 57, 58, 90, 114, 198, 202, 219
Odontorhynchus 11, 80, 94
Ogawaia 179, 191
Okamejei 43, 143, 165, 199, 215
Orbiraja 144
Orchispirium 179
Orectolobus 47, 115, 116
Oryzmatobothrium 171, 177, 180
Ostarriraja 78, 80, 87
Otodus 5, 8, 96
Ottangodus 78, 80, 88, 89
Oxyrinchus 120

P

Pachymylus 89
Palaeogaleus 89
Palidiplospinax 95
Paragaleus 49, 104
Paranomotodon 89
Paraorthacodus 80, 89, 95
Parascarophis 172, 187
Parascyllium 116, 181
Paratrygon 137
Parmaturus 56, 100, 108, 166, 219
Pastinachus 5, 13, 149, 154, 173, 178, 183, 186
Pateobatis 149
Pavoraja 135, 136
Pentaloculum 171, 177, 180, 181
Pentanchus 108
Petalodus 5
Phoebodus 7, 80, 98
Phoreiobothrium 171, 177, 183, 184
Physogaleus 83, 95
Piscicapillaria 172, 177, 187
Planonassus 25, 109, 218
Platyacrodus 5
Platyrhina 128
Platyrhinoidis 128

Plesiobatis 151
Plesiotrygon 137
Plicatoscyllium 89, 92
Pliotrema 116
Podocercus 173, 177, 188
Pontobdella 170, 171
Poroderma 31, 110
Potamotrygon 21, 23, 25, 37, 38, 41, 44, 46, 51, 100, 137, 138, 139, 165, 173, 205, 206, 211, 218, 219, 225
Prionace 13, 15, 19, 23, 26, 28, 37, 42, 46, 50, 51, 52, 103, 124, 199, 204, 206, 210, 214, 215, 220
Pristiophorus 44, 46, 80, 91, 116, 117, 200, 215
Pristis 17, 20, 23, 31, 38, 42, 83, 129, 154, 182, 195, 197, 199, 214
Propristis 96
Proscyllium 109
Protocentrophorus 80
Protohepstranchias 78, 80
Protolamna 6, 80, 84
Psammobatis 136
Pseudabdonia 78, 95
Pseudobatos 18, 53, 101, 130, 168, 170, 214, 219
Pseudocarcharias 36, 114, 198
Pseudocharopinus 171
Pseudoginglymostoma 115
Pseudoraja 136
Pseudoscylliorhinus 85
Pseudotriakis 109
Pteroplatytrygon 28, 149, 154, 222
Ptychodus 5, 8
Ptychotrygon 80
Pycnodus 96

R

Raja 14, 15, 20, 33, 39, 44, 58, 80, 91, 92, 144, 154, 193, 206, 215, 220
Rajella 144, 145
Rhabdotobothrium 177, 181, 182
Rhina 129, 173, 180
Rhincodon 13, 20, 34, 41, 47, 54, 62, 116, 124, 173, 188, 194, 206, 215, 223
Rhinebothrium 170
Rhinobatonchocotyle 170
Rhinobatos 38, 58, 96, 101, 130, 131, 164, 219
Rhinochimaera 159, 160, 161
Rhinoptera 25, 50, 60, 151, 152, 154, 210
Rhinoraja 136
Rhinoscyrnus 80
Rhizoprionodon 14, 21, 28, 83, 96, 103, 104, 171, 183, 184
Rhombodus 89
Rhynchobatus 129
Rhynchorhina 129
Rioraja 136
Rolfodon 78, 80
Rostroraja 145
Ruptobothrium 175, 177, 181, 182

S

Scalithrium 177, 181, 182
Schroederichthys 110, 169

Schroederobatis 132
 Scoliodon 55, 96, 104
 Scyliorhinus 15, 17, 22, 30, 32, 38, 40, 47, 52, 56, 110, 111,
 124, 199, 202, 209, 212, 219
 Scylliogaleus 113
 Scymnodalatias 9, 23, 80, 82, 83, 120, 195
 Scymnodon 120
 Selachohemecus 179
 Serrasentis 186
 Sinobatis 132
 Somniosus 17, 46, 121, 194, 211, 215
 Sphenodus 95
 Sphyrna 16, 20, 26, 27, 30, 35, 41, 45, 51, 53, 64, 83, 111,
 124, 172, 173, 184, 186, 187, 193, 199, 201, 210, 212, 216,
 223, 224
 Spinilophus 152
 Spiniraja 145
 Spinitectus 30
 Springeria 132
 Squalicorax 80, 81, 86, 89, 97
 Squaliodalatias 81
 Squaliolus 118
 Squalus 13, 15, 31, 32, 33, 57, 81, 89, 101, 121, 122, 124,
 168, 204, 207, 209, 216, 223
 Squatina 26, 48, 55, 90, 92, 122, 123, 196
 Stegostoma 15, 116
 Stenoscyllium 96
 Stillabothrium 182
 Styraura 151
 Sutorectus 116, 186
 Symcallio 170
 Sympterygia 136
 Synechodus 81, 89

T

Taeniura 149
 Taeniurops 149
 Telatrygon 55, 149
 Temera 127

Terranova 173, 177, 184
 Tethylamna 96
 Tetranarce 127
 Tetronarce 18, 127, 128, 154, 189, 194, 204
 Thrinacodus 98
 Tlalocbatos 78, 81
 Torpedo 27, 51, 59, 128, 154, 201, 213, 216
 Triaenodon 104
 Triakis 51, 113
 Trigonognathus 120
 Trygonoptera 152
 Trygonorrhina 131
 Typhlonarke 127, 181

U

Urobatis 40, 153, 170
 Urogymnus 25, 62, 149, 150, 196, 203, 205, 222
 Urolophus 152, 153
 Urotrygon 59, 153, 216

W

Walteraja 89
 Wenyonia 170, 177, 182

X

Xampylodon 78

Z

Zameus 121
 Zanobatus 131, 132
 Zapteryx 18, 46, 58, 131, 214
 Zearaja 15, 61, 145, 164, 209, 213