

# Dunphy FOR '62



SAILBOATS

OUTBOARDS

STERN DRIVES

AT HOME

... ON THE LAKE  
... ON THE RIVER  
... ON THE OCEAN



DUNPHY BOAT CORPORATION is a member of

- *The Outboard Boating Club of America*
- *The National Association of Engine and Boat Manufacturers*
- *The Wood Boat Foundation*



**TO PROSPECTIVE DUNPHY OWNERS:**  
Every legitimate manufacturer takes pride in his products and feels that he is providing sound value for his merchandise.

We at Dunphy have felt this way consistently over the many years that Dunphy has been building boats . . . and bear in mind that this is the 109th year that the Dunphy name has been on small craft of all types.

Certainly boat styles have changed considerably since John Dunphy first began building poling barges for Mississippi River traffic over a century ago. And Dunphy has changed with the changing times . . . over the years we have built barges, pirogues, bateaux, skiffs, lightweight canoes, carvel planked boats, cedar strip boats, molded plywood boats, sail boats of many sizes and types, inboard runabouts, naphtha launches, steam launches, plane rearmament boats for the Military . . . in fact, just about every type of small boat imaginable.

Now our business is the great American small pleasure boat market and you may be sure that we devote our energies to that group with the same keen interest that Dunphy displayed to the needs of the trappers and fur traders of by-gone days. Our sleek and beautiful new models for 1962, however, still have one thing in common with the very first Dunphy ever built . . . they are made of wood, to the highest standards of the boat builders art.

Right there the resemblance ends for in this new line we have combined all the good of wood as the best basic material for a small boat with all the advantages of the modern synthetics that protect and beautify a sound wood hull. No boat of any material is forever maintenance free, but we do believe that our new models for 1962 will provide the colorful high performance demanded by today's boaters with a minimum of care. And, as an important bonus, you will have the inherent strength, resiliency, beauty, long life and natural flotation of a wooden hull.

Read carefully on the following pages how Dunphy combines the good of wood with the best of the modern synthetic protective materials. Select a Dunphy of the size and type that meets your needs and have fun on the water . . . go boating!

Respectfully,  
*Carlton H. Foster*  
Carlton H. Foster



## Now! All the good of wood with the low maintenance of modern synthetics

Your new 1962 model Dunphy is built to provide all of the inherent advantages of a wood hull with all of the desirable low maintenance characteristics of the synthetic protective materials developed by the science and research laboratories.

All decks and the new walk-around gunwales are covered with genuine NAUTOLEX, a product of the Textile-leather Division of the General Tire and Rubber Company, that is so scuff and stain resistant it is used for flooring . . . puts an end to sanding, scraping and revarnishing. It stays fresh and bright with just an occasional swabbing. It is glare resistant and non-slip!

## Woodwelded hulls eliminate bolted strakes

Your new Dunphy lapstrake hull is "Woodwelded" into one rigid, integral unit just as today's modern automobiles are welded into a unit structure. All of the keels, garboards, strakes, decks, stems, transoms, motor wells are fastened together with approved salt water fastenings, but IN ADDITION they are "Woodwelded" together by the use of a powerful sealant and adhesive developed by the Du Pont Company. This powerful Polyurethane material makes a joint that is actually stronger than the wood itself. Yet it retains its fresh and elastic character indefinitely . . . it will never crack or break. It's the perfect material for lapstrake boats because it ends forever the need to drill thousands of holes thru the hull to bolt strakes together . . . your new Dunphy with its advanced "WOODWELDED" construction is the STRONGEST lapstrake hull on the market. Here again Dunphy combines the GOOD OF WOOD with the finest of modern synthetics to give you a superior hull in every respect.

## Stern Drives vs Outboards

Many prospective boat owners have read about and discussed the various makes of stern drive units now offered to small boat buyers. As a boat builder, we feel that there are many arguments for and against stern drive units as such . . . and we feel, also, that the final decision on whether your boat is equipped with a stern drive unit or an outboard should be made by the prospective purchaser. Hence, we offer most of our new models as outboards or stern drives. Perhaps some of the following points will help you decide which type is best for you.

- 1) If you like the "look" of an inboard combined with the handling and trailering characteristics of an outboard, then you will be interested in a stern drive. Many people, particularly those accustomed to handling an outboard, find the conventional inboard engine, steered by a rudder, very awkward to handle.
- 2) Initial cost is important to most buyers and obviously the outboard unit will be lower than either a conventional inboard or a stern drive unit. To offset this higher initial cost, stern drive manufacturers make great claims for the fuel economy of their four cycle engines. Whether or not you will use your outfit enough to justify the higher initial expense is for you to decide.
- 3) One important point we do want to make. All Dunphy hulls that are available with stern drive equipment will operate properly with this equipment installed at the factory. Our Dunphy stern drive models are DESIGNED FOR STERN DRIVE POWER. They are not a compromise between outboards, inboards and stern drives.
- 4) In comparing costs between stern drive units and conventional inboard power, you must remember that in many instances the performance of the stern drive equals the performance of a twin screw inboard. Our 22' Fleetmaster model, for instance, will do 40.8 mph with a Gray Fireball V8 188 h. p. or a Chrysler 210 h. p. engine with a MercCruiser stern drive. Twin 100 h. p. outboards will do as well. Yet to attain this speed with conventional inboard engines would require considerably more horsepower and the two engines would fill up the cockpit space. These are points to be taken into consideration in making price comparisons.





# Honey Bee

## Sailing is Fun



### FOR EVERYONE .....

Youngsters, and grownups, too, will enjoy the Dunphy "Honey Bee". It's a versatile craft . . . sail it, row it or use a 3 h. p. outboard for fun, fishing or adventure anywhere. The Honey Bee is ideal for beginners, easy to rig, easy to sail . . . and its rugged molded plywood construction makes it perfect for camps, resorts or family fun.

Only 115 pounds complete with DACRON sail, the Honey Bee fits into the rear of a station wagon or carries easily on top the car. If you trail a larger boat for skiing and pleasure boating, the little Honey Bee makes an ideal "second boat".

**The Honey Bee is a real boat**  
**Comfortable and dry.....**  
**Sail it in any weather**



Sail it.... Row it....

Mount a light Motor.....

#### SPECIFICATIONS

Length	Beam	Depth	Weight
10' e/1	46"	17" molded	115 lbs.

Gunter sprit rigging, 48 sq. ft. DACRON sail, Spruce masts and boom, Nylon lines, Centerboard trunk, Rear seat becomes the daggerboard. Brass hardware. Packaged for shipment. Oarlocks standard equipment.

### QUEEN BEE

A larger version of the same type sail boat will be available in January, 1962. Write for literature.







# Luxury Boating

... at a budget price

*Sand Dab  
and Grayling*

2 SIZES - Sand Dab 14½ ft.; Grayling 16'2"

Optional

Equipment

Grayling Model

- Top and side curtains.
- Stern canopy.

Compare style and color, compare performance, compare equipment, compare prices and you will recognize the value of these sturdy molded plywood hulls. Interior is durable hard enamel with non-skid floor, exterior is tough EPOXY coated, and the deck and gunwales are genuine NAUTOLEX in white Teakwood. Standard equipment includes plexiglass windshield, bow and stern light wired to switch on dash, deck hardware, steering, front and rear seats with detachable vinyl covered cushions and seat backs, motor well and transom drain.

SPECIFICATIONS

Grayling


c/l length	Beam	Transom	Depth	Max. h. p.	Load Capacity	Weight
16'2"	68"	64"x20"	36"	75	1000	590

**Maximum  
Pleasure!**

**Minimum  
Maintenance!**

.....WITH THESE EPOXY  
COATED, VINYL DECKED  
ONE-PIECE MOLDED  
HULLS.

Your choice of three colors -  
Gulf Green, Bahama Blue, or  
Sunburst Red.



SPECIFICATIONS

Sand Dab

c/l length	Beam	Transom	Depth	Max. h. p.	Load Capacity	Weight
14'8"	65"	60"x20"	32"	50	850	540



THE

Wayfarer

SERIES

## Cruise or Camp with

JUNIOR  
WAYFARERSPECIFICATIONS  
Model 1785 Junior Wayfarer

c/l length	Beam	Transom	Depth	Max. h. p.	Load Capacity	Weight
17' 6"	85"	74"x20"	43"	100	1750	990

STANDARD EQUIPMENT  
MODEL 1785  
JUNIOR WAYFARER

- Woodwelded hull
- Vinyl decks and gunwales
- Twin Skipper seats
- Swingout Windshield
- Bow and stern lights
- Steering and hardware
- Cushioned bunks under deck
- Seat storage lockers
- Full floor boards
- Deluxe rear quarter deck and motor well
- Copper bottom paint

## OPTIONAL EQUIPMENT:

- Convertible top with zipper side curtains and boot
- Camper top extension, stern curtain and boot
- Boarding step
- Cockpit liner
- Vinyl floor carpeting
- Bow rail
- Rear cross seat and cushions
- 18 gallon installed fuel tank, vented and grounded
- Electric windshield wiper
- Electric horn
- Ride guide mechanical steering
- Chrome aluminum gunwale rails

Dry and soft riding . . . fine performance over a wide range of engine





# the Versatile "Wayfarer Series"

There's adventure ahead with these big, roomy, raised deck models . . . Complete with comfortable, cushioned bunks for protected sleeping. Plenty of storage space for all your camping gear.



## SENIOR WAYFARER



SPECIFICATIONS						
Model 1994 Senior Wayfarer						
c/l length	Beam	Tronson	Depth	Max h. p.	Load Capacity	Weight
19'	94"	75"x20"	45"	140	1900	1350

power



Trail the faraway lakes and sleep on board . . . whether your boat is on the trailer or tied up for the night in a snug cove. The Dunphy pioneered "Full Camper Top" of soft white vinyl will give you the privacy and protection of a tent.

*Use the camper top for sun protection  
or zip up the extension  
for complete privacy and shelter*



Twin "Skipper Seats" in both models are standard equipment.

### STANDARD EQUIPMENT Model 1994 Senior Wayfarer


- Woodwelded Hull
- Vinyl decks and gunwales
- Twin Skipper seats
- Swingout windshield
- Bow and stern lights wired
- Steering and hardware
- Cushioned bunks under deck, Privacy curtain
- Seat storage lockers
- Full floor boards
- Deluxe rear quarter deck and motor well
- Copper bottom paint
- Deluxe vinyl cockpit lining
- Vinyl floor carpeting
- Deck hatch

### OPTIONAL EQUIPMENT

Convertible top with zipper side curtains and boot; Camper top extension with stern curtain and boot; Bow rail; Gunwale rail; Boarding Step; Rear cross seat and cushions (outboard model only); Ride guide mechanical steering; 18 Gallon installed fuel tank; Electric windshield wiper; Electric horn; Marine toilet.

### AVAILABLE AS OUTBOARD OR STERN DRIVE MODELS.

Model 1994 Senior Wayfarer is also available as a stern drive model with the following power options; 80 h. p. Valvo-Penta Aquamatic; 100 h. p. Valvo-Penta Aquamatic; 120 h. p. Chrysler with Eaton unit. When supplied as a stern drive unit, controls, propeller, standard instruments, permanently installed 18 gallon fuel tank with vent and grounding, sound insulated motor box, electric bilge blower, ready for operation. (Battery is not supplied).





THE

# Whitecopper

SERIES


# Tops in the 16 Foot Class

988.00  
41.00  
1029.00  
80  
1109.00  
Cut

SPECIFICATIONS						
Model 1675 Whitecopper						
c/l length	Beam	Transom	Depth	Max. h. p.	Load Capacity	Weight
16'2"	78"	62"x20"	37"	80	1350	750

RATED FOR  
ENGINES TO  
80 H. P.


FOR THE RIDE AND FEEL OF A BIGGER BOAT  
TRY THIS STURDY PERFORMER



"Woodwelded" for that solid feeling.  
Teakwood vinyl decks for minimum maintenance.

## Check this list of Standard Equipment...

Woodwelded hull; Vinyl decks and gunwales; Step-through front seatback; Swingout windshields; Bow and stern lights wired; Steering and Hardware; Full floor boards; Copper bottom paint; Transom drain and motor well.



### OPTIONAL EQUIPMENT

Convertible top with zipper side curtains and boot; Zip-on stern canopy; Front seat cushions and back rests; Rear seat kit with cushions; Cockpit lining; Vinyl floor carpeting; Ride guide mechanical steering; Windshield wiper; Electric horn; Boarding step.

**ENJOY THE CONVENIENCE OF  
WIDE, WALK-AROUND GUNWALES**



# THE Blue Water SERIES

## DESIGNED AND BUILT TO MATCH THE PERFORMANCE POTENTIAL OF TODAY'S LARGEST OUTBOARDS

FOR A SOFT, DRY RIDE AT ANY SPEED

AVAILABLE AS AN OPEN  
RUNABOUT OR WITH A  
SMARTLY STYLED  
HARDTOP

WOODWELDED for the greatest strength . . . . over a  
ton of carrying capacity.

TWIN SKIPPER SEATS with storage beneath

SPECIFICATIONS Bluewater Series						
o/l length	Beam	Transom	Depth	Max. h. p.	Load Capacity	Weight
20'2"	95"	81"x20"	50"	200	2200	1450

RATED FOR TWO 100 H. P. OUTBOARDS  
speeds up to 46 m.p.h.

Available as a stern drive model with power options  
to 188 h.p. for 40 m.p.h. plus performance.

### MODEL 2095 BLUEWATER RUNABOUT Standard Equipment

Woodwelded hull; Vinyl decks and gunwales; Twin Skipper seats with cushions and lockers; Swingout windshield; Bow and stern lights wired; Steering and hardware; Full floor boards; Deluxe rear quarter deck and motor well; Transom drain; Copper bottom paint

#### Optional Equipment

Convertible top with zipper side curtains and boot; Camper top extension, including stern curtain; Cockpit liners; Vinyl floor covering; Ride guide steering; Electric windshield wiper; Electric horn; 18 gallon installed fuel tank; Rear seat kit with cushions; Stainless steel bow rail; Back to back seats that convert to bunks in lieu of Twin Skipper seats

### MODEL 2095 HT BLUEWATER HARD TOP Standard Equipment


Same as Model 2095 plus cockpit liners and floor carpet, forward cabin with louvered door, switch panel, six circuits.

#### Optional Equipment

Snap-on side curtains; Permanent sliding side window; Stern canopy; Marinehead; plus other items listed for Model 2095.







THE *Voyager* SERIES

Model 1782 IM Voyager Imperial is also available as a stern drive using the Volvo-Penta Aquanaut 80 h.p. unit. When furnished with this power, the price shown includes the engine and drive unit installed, controls, propeller, standard instruments, permanently installed 18 gallon fuel tank with vent and grounding, sound insulated motor box, electric bilge blower, ready for operation. (Battery is not supplied.)

**TOP PERFORMANCE FOR ANY BOATING NEED IN ANY WATERS WITH A RANGE IN HORSEPOWER FROM 40 TO 100**

- Vinyl decks and gunwales for boating fun with minimum maintenance.
- "Woodwelded" hull for sturdy trouble-free boats for years to come.

SPECIFICATIONS						
Voyager Series						
c/l length	Beam	Transom	Depth	Max. h. p.	Load Capacity	Weight
17'2"	82"	73"x20"	42"	100	1750	940

**3 Great Models in the Popular 17 Foot Class**

**MODEL 1782 VOYAGER Standard Equipment**



- Woodwelded hull
- Vinyl decks and gunwales
- Step-through front seat back
- Swingout windshield
- Bow and stern lights wired
- Steering and hardware
- Full floor boards
- Copper bottom paint
- Transom drain and motor well

Optional Equipment

Convertible top with zipper side curtains and boot; Camper top extension with rear curtain and boot; Stern canopy only (zips to top); Front seat cushions; Rear Seat kit with cushions; Cockpit lining; Vinyl floor carpeting; Ride guide steering; Electric horn; Electric windshield wiper; Stainless steel bow rail; Boarding step.

1188  
433  
83  
1314

- Imperial and stern drive models feature luxurious bucket seats with storage in back and beneath . . . beautiful and practical cockpit lining and floor covering.



**MODEL 1782 IM Voyager Imperial Standard Equipment**

- Woodwelded hull
- Vinyl decks and gunwales
- Cushioned bucket type seats
- Rear seat and cushions
- Swingout windshield
- Bow and stern lights
- Steering and hardware
- Full floor boards
- Deluxe cockpit liner and floor carpet
- Deluxe rear quarter deck and motor well
- Transom drain
- Copper bottom paint

Optional Equipment

Convertible top with zipper side curtains and boot; Stern canopy and window (zips to top); Ride guide steering; Electric windshield wiper; Electric horn; 18 gallon installed fuel tank; Stainless steel bow rail; Boarding step.



Go anywhere, at anytime, in any weather.  
The Fleetmaster will set a new standard  
of comfort, pleasure and performance.

# At Home on Any Water

THE

*Fleetmaster*

THE FLEETMASTER 22 FT.  
HARDTOP DAY CRUISER





## STANDARD EQUIPMENT

Model 2296 Fleetmaster (outboard model)

- Woodwelded hull, Hard Top with insulated top liner
- Vinyl decks and gunwale
- Twin Skipper seats with cushions
- Swingout Windshield
- Bow and stern lights and courtesy lights
- "Ride Guide" Steering and hardware
- Full floor boards
- Deluxe rear quarter deck and motor well
- Cockpit liners
- Floor Carpet
- Sliding side windows
- Forward cabin with louvred door
- Electric windshield wiper
- Electric horn
- Stainless steel bow rail

## OPTIONAL EQUIPMENT

- Side Curtains
  - Stern Canopy
  - Marine toilet installed
  - Back to back seats, convert to bunks
  - Rear seat kit, includes cushions out- (outboard model only)
  - 18 gallon installed fuel tank
- Optional back to back seats hold 8 passengers or sleep two comfortably. Twin Skipper seats are standard.
  - Forward cabin with louvred door encloses head (optional), storage space, utility seat for changing clothes, etc.
  - "Woodwelded" hull has 1/2" plywood garboards and bottom strakes.



## SPECIFICATIONS

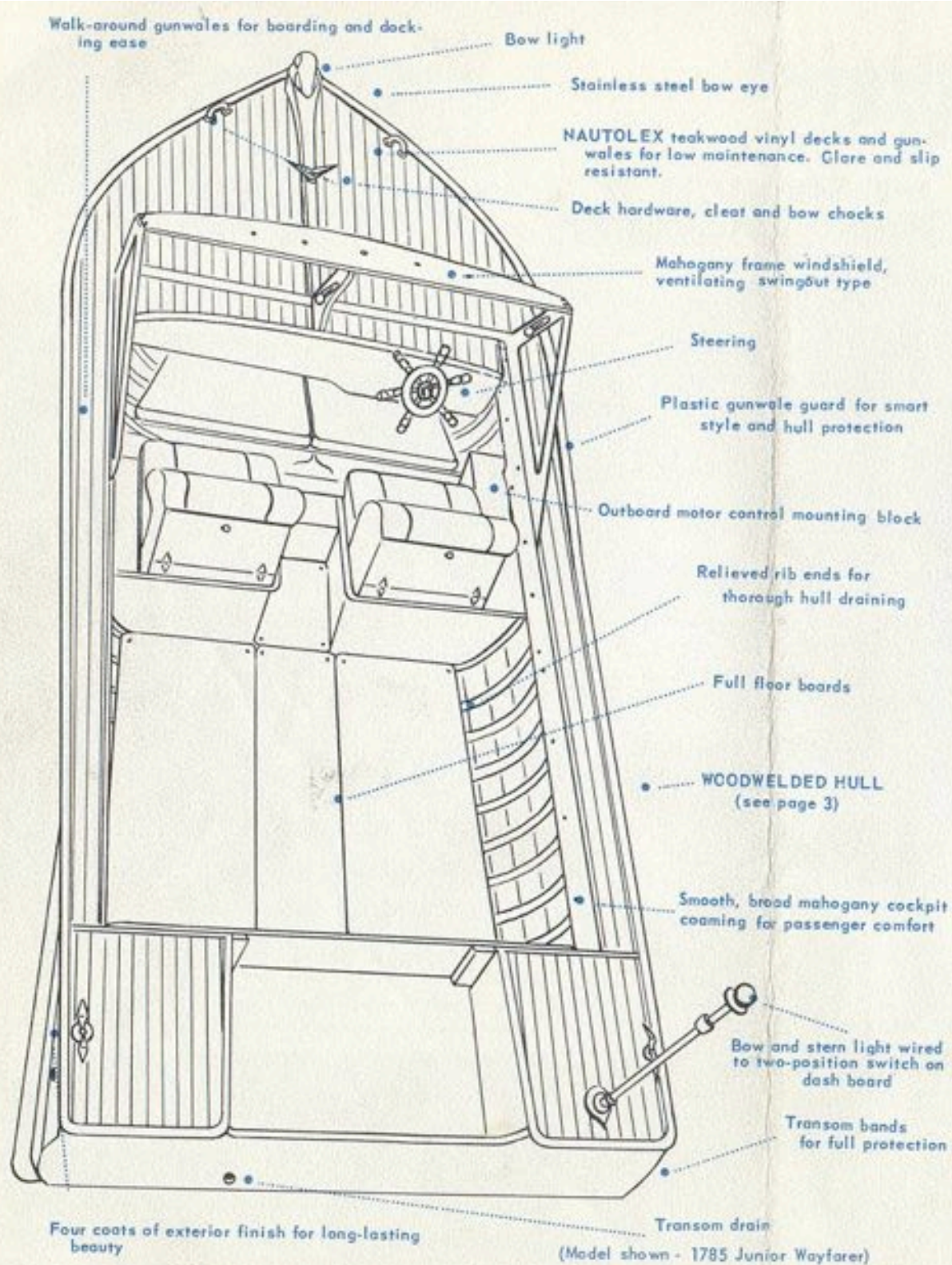
The Fleetmaster

c/l length	Beam	Transom	Depth	Max. h. p.	Load Capacity	Weight
22'	96"	90" x 20"	58"	200	2400	2600

The Fleetmaster is also available as a stern drive with the following options: • 100 h. p. Volvo-Penta Aquamatic; • 120 h. p. Chrysler-Eaton; • 188 h. p. Gray V-8 MercCruiser; • 210 h. p. Chrysler V-8 MercCruiser.

When furnished with these units the price quoted includes the engine and drive unit, controls, propeller, standard instruments, permanently installed 18 gallon fuel tank with vent and grounding, sound insulated motor box, electric bilge blower, installed and ready for operation. (Battery is not supplied).





All these "EXTRA FEATURES" are STANDARD EQUIPMENT included in the price of your 1962 Dunphy Lapstrake.

Compare quality..... compare features.....

compare style..... compare prices.....

You'll find there's more for you in Dunphy for '62

#### GENERAL ACCESSORIES

- Ski Tow Hooks - polished stainless steel, pair
- Dunphy Pennant - blue lettering on heavy white duck 10"x13", washable
- U. S. Yacht Ensign - heavy nylon, brass grommets, 12"x18"
- Windshield Wiper, electric - 12 volt, with switch
- Horn, electric - 12 volt, deck or top mounted with button
- Bilge pump, electric - 12 volt, manual control with switch
- Boarding step - fits all models
- Dunphy Marine Finishes:
  - Lapstrake White Enamel, quart
  - Dunphy Sea Foam Green, quart
  - Duro-Spar Marine Varnish, quart
  - Rough On, mocha color, quart
  - Mahogany wood filler stain, pint

# Dunphy

BOAT CORPORATION  
OSHKOSH, WISCONSIN