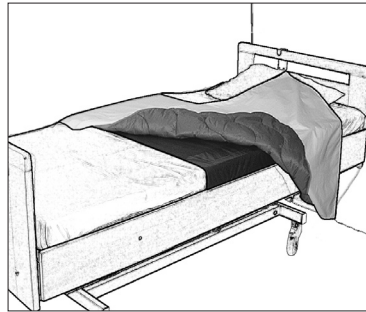




65x130cm



TurnSheet is bedded in the bed and features an anti-friction material that makes turning or repositioning higher up in bed easier for both the patient and the caregiver. TurnSheet consists of two sections: a mattress cover and a turning cover. The mattress cover is bedded around the mattress and the turning cover is then placed over it. The mattress cover has a mid-section with anti-friction material. The sides have friction material that prevents sliding.

TurnSheet is part of a series of different models of transfer assistive devices. The choice of model and material is determined by the patient's functional capacity and the situations in which the product is to be used.

Vancare's products together form the Vancare concept, which takes a holistic approach to patient transfers. Vancare has four categories of transfers: transfer, positioning, support and lifting.



Functional inspection

Visual inspection

Check the condition and function of the product regularly, and always after laundering. Check to ensure that the fabric is not worn, damaged or bleached. If there are signs of wear, the product must be discarded.

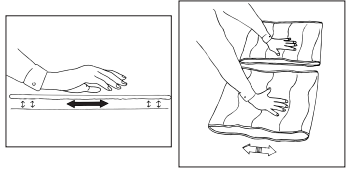


Always read the instructions

Read instructions for all assistive devices used in connection with transfers.

To prevent discomfort, exercise care and caution when using the product.

Functional inspection



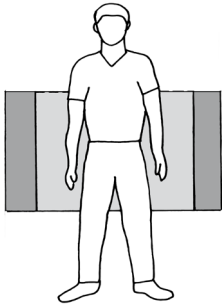
Test Turn Sheet's sliding function by rolling it and noting how easily it glides. If possible, compare with a new product. Similarly, test the friction material in the same way. Check to ensure that the surface is rough and still provides friction.

Note

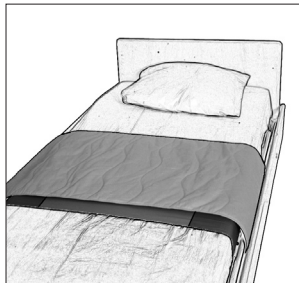


Be aware that there is a risk of the patient sliding out of bed. Take care to ensure that the mattress is sufficiently wide, so that there is friction material on both edges of the mattress cover.

Placement

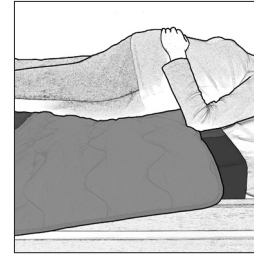


The mattress cover is placed with the sliding surface in the middle of the bed and the rough friction surfaces evenly distributed on both sides. The mattress cover is secured around the mattress with Velcro strips.

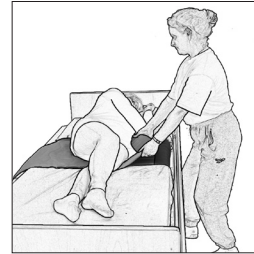


The turning cover is placed over the mattress cover. A draw sheet can be placed on top of the turning cover.

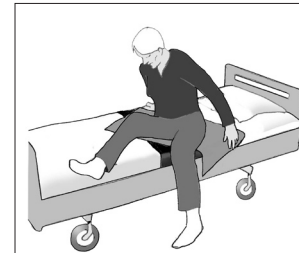
Using TurnSheet



The patient can use TurnSheet himself/herself if he/she is able to turn with a little help from a caregiver.



Since the TurnSheet glides easily, it makes turning easier for the caregiver. Remember to work in walking stance with knees bent, arms straight, and shift the weight.



TurnSheet can also be used to help the patient to rise to a seated position at the edge of the bed. The patient can rotate easily to one side and lift the feet over the edge of the bed.

Material:

Polyamid, polyester, microfibre

Care of the product:

Read the product label.



Do not use rinsing agent. To ensure maximum material life, hang dry or tumble dry on low heat.

Size:

2080 65 x 130