

BOLETÍN

INSTITUTO ESPAÑOL
DE OCEANOGRAFÍA

An annotated and updated checklist of the opisthobranchs (Mollusca: Gastropoda) from Spain and Portugal (including islands and archipelagos)

J. L. Cervera¹, G. Calado^{2,3}, C. Gavaia^{2,4*}, M. A. E. Malaquias^{2,5},
J. Templado⁶, M. Ballesteros⁷, J. C. García-Gómez⁸ and C. Megina¹

¹Departamento de Biología
Facultad de Ciencias del Mar y Ambientales
Universidad de Cádiz
Polígono Río San Pedro, s/n
Apdo. 40, E-11510 Puerto Real, Cádiz, Spain.
E-mail: lucas.cervera@uca.es

²Instituto Português de Malacologia
Zoomarine
E. N. 125
km 65 Guia, P-8200-864 Albufeira, Portugal

³Centro de Modelação Ecológica Imar
FCT/UNL
Quinta da Torre
P-2825-114 Monte da Caparica, Portugal

⁴Centro de Ciências do Mar
Faculdade de Ciências do Mar e do Ambiente
Universidade do Algarve
Campus de Gambelas
P-8000-010 Faro, Portugal

⁵Mollusca Research Group
Department of Zoology
The Natural History Museum
Cromwell Road
London SW7 5BD, United Kingdom

⁶Museo Nacional de Ciencias Naturales (CSIC)
José Gutiérrez Abascal 2
E-28006 Madrid, Spain

⁷Departamento de Biología Animal
Facultad de Biología
Universidad de Barcelona
Avda. Diagonal 645
E-08028 Barcelona, Spain

⁸Laboratorio de Biología Marina
Departamento de Fisiología y Zoología
Facultad de Biología
Universidad de Sevilla
Avda. Reina Mercedes 6
Apdo. 1095, E-41012 Sevilla, Spain

*César Gavaia died on 3rd July 2003, in a car accident

Received January 2004. Accepted December 2004



PREFACE

During the last decades, the living systems of our planet had experienced a sharp decline in biological diversity. The consequences of this process are not completely understood, but may have fundamental implications for the future of the biosphere and the wellbeing of the next generations.

To deal with this crisis of planetary proportions we need instruments that allow us to understand the magnitude of the problem and predict its consequences. These tools draw from a comprehensive knowledge of biological diversity, including the evolutionary history and ecology of living organisms. The foundation of this knowledge are the taxonomic inventories of biological diversity and particularly the inventories of species, the basic units of biodiversity.

Precisely at the time in which we are confronting a biodiversity crisis, is when taxonomy is also confronting its own survival crisis. The international scientific community has witnessed a decline in the number of taxonomists at the same time that other biological disciplines are flourishing. Some countries have reacted to the problem by creating scientific programs to promote the training of new taxonomists and the development of taxonomy through the investment of economic resource; PEET (Partnership for Enhancing Expertise in Taxonomy) in the USA is probably the best known. Some political leaders have realized that taxonomy is just too important to let it disappear as a scientific discipline. Unfortunately for some fields of taxonomy these programs come too late and in some cases there are no living experts who can identify organisms of several taxonomic groups.

The field of Malacology in Spain and Portugal, and particularly the study of opisthobranchs in both countries, is one of the most noticeable exceptions to the rule. Thanks to the efforts of a small group of scientific pioneers in the 70s and 80s (Ros, Ortea, García-Gómez, Ballesteros, Talavera, Luque, Cervera, Templado, Urgorri, and others) the Iberian Peninsula has created the most prolific school of opisthobranch specialists in the world. At the present time, there are probably more active opisthobranch researchers in Spain and Portugal than in the rest of the countries together. This effort has also been reflected in a impressive number of publications, doctoral dissertations, and in the description of more than a hundred new species during the last 25 years.

The present monograph constitutes an excellent example of a comprehensive study of the marine diversity in a region with a great biological importance, and it constitutes the culmination of several decades of biological research. This publication has been possible thanks to the work of many and I hope it will become a model to follow in other regions in need of biological inventories.

Ángel Valdés Gallego
Associate Curator of Malacology, Natural History Museum of
Los Angeles County; Adjunct Professor, University of Southern
California; Research Associate, California Academy of Sciences

An annotated and updated checklist of the opisthobranchs (Mollusca: Gastropoda) from Spain and Portugal (including islands and archipelagos)

*J. L. Cervera*¹, *G. Calado*^{2,3}, *C. Gavaia*^{2,4*}, *M. A. E. Malaquias*^{2,5}, *J. Templado*⁶,
*M. Ballesteros*⁷, *J. C. García-Gómez*⁸ and *C. Megina*¹

¹ Departamento de Biología, Facultad de Ciencias del Mar y Ambientales, Universidad de Cádiz, Polígono Río San Pedro, s/n, Apdo. 40, E-11510 Puerto Real, Cádiz, Spain. E-mail: lucas.cervera@uca.es

² Instituto Português de Malacologia, Zoomarine, E.N. 125, km 65 Guia, P-8200-864 Albufeira, Portugal.

³ Centro de Modelação Ecológica Imar. FCT/UNL, Quinta da Torre, P-2825-114 Monte da Caparica, Portugal.

⁴ Centro de Ciências do Mar, Faculdade de Ciências do Mar e do Ambiente, Universidade do Algarve, Campus de Gambelas, P-8000-010 Faro, Portugal.

⁵ Mollusca Research Group, Department of Zoology, The Natural History Museum, Cromwell Road, London, SW7 5BD, United Kingdom.

⁶ Museo Nacional de Ciencias Naturales (CSIC). José Gutiérrez Abascal 2, E-28006 Madrid, Spain.

⁷ Departamento de Biología Animal, Facultad de Biología, Universidad de Barcelona, Avda. Diagonal 645, E-08028 Barcelona, Spain.

⁸ Laboratorio de Biología Marina, Departamento de Fisiología y Zoología, Facultad de Biología, Universidad de Sevilla, Apdo. 1095, Avda. Reina Mercedes 7, E-41080 Sevilla, Spain.

Received January 2004. Accepted December 2004.

ABSTRACT

The present publication is a new annotated and updated checklist of the opisthobranchs (Mollusca, Gastropoda) from the Spanish and Portuguese coasts, including their Atlantic archipelagos (Azores, Madeira, Selvagens and Canary Islands). The bathyal species recorded from the continental shelf of all these areas are also included. Incorporating a review of the literature, 523 species are included on the present checklist, 23 belonging to Architectibranchia, 111 to Cephalaspidea s. s., 14 to Anaspidea, 4 to Acochlidomorpha, 37 to Thecosomata, 7 to Gymnosomata, 43 to Sacoglossa, 3 to Umbraculoidea, 16 to Pleurobrancoidea and 265 to Nudibranchia: 127 Doridoidea, 42 Dendronotoidea, 9 Arminoidea, and 87 Aeolidioidea. The records these species have been divided into 12 geographic sectors: 1) Spanish coast on the Bay of Biscay; 2) Galicia; 3) mainland coast of Portugal; 4) Andalusian Atlantic coast; 5) Straits of Gibraltar, including Ceuta (northern Africa); 6) Andalusian Mediterranean coast, including Alborán Island; 7) Spanish Levant, from Cape Gata to Catalonia; 8) Catalonia, including the Columbretes Islands; 9) Balearic Islands; 10) Canary and Selvagens Islands; 11) Madeira; and 12) the Azores. The biogeographical relationships among these selected areas are discussed in the present paper's Conclusions. Taxonomic comments about many of the taxa cited are also included. It is noteworthy that since 1975, a total of 117 specific taxa have been described as new to science in the studied area. Some of them are currently considered synonyms, and others are pending an adequate revision.

Keywords: Opisthobranchs, Iberian Peninsula, Balearic Islands, Macronesia, checklist.

* **Obituary note:** César Gavaia died tragically on the 3rd of July 2003 in a car accident on his way home after collecting opisthobranchs on the Algarve coast. César was a student of Marine Biology at the University of the Algarve, where he was finishing his BSc thesis on southern Portuguese opisthobranchs. The present catalogue includes some of César's results, which did not live to see published, and is a modest tribute to his valuable contribution to the study of the diversity and biology of these molluscs.

RESUMEN

Catálogo actualizado de los opisthobranchios (Mollusca: Gastropoda) de España y Portugal, incluyendo islas y archipiélagos

Se presenta un nuevo catálogo actualizado y comentado de los opisthobranchios (Mollusca, Gastropoda) de España y Portugal, incluyendo sus archipiélagos atlánticos (Azores, Madeira, Salvajes y Canarias). Asimismo, se recogen las referencias relativas a especies batiales halladas en las proximidades de las plataformas continentales de las áreas consideradas. Se citan en total 523 especies, de las cuales 23 son *Architectibranchia*, 111 *Cephalaspidea* s. s., 14 *Anaspidea*, 4 *Acochlidioromorpha*, 37 *Thecosomata*, 7 *Gymnosomata*, 43 *Sacoglossa*, 3 *Umbraculoidea*, 16 *Pleurobrancoidea* y 265 *Nudibranchia* (127 *Doridoidea*, 42 *Dendronotoidea*, 9 *Arminoidea* y 87 *Aeolidoidea*). Con el fin de visualizar mejor la distribución geográfica de cada especie, las citas referentes a cada una se han dividido en 12 sectores (1: costas cantábricas, 2: costas gallegas, 3: costas continentales de Portugal, 4: costas atlánticas andaluzas, 5: costas del estrecho de Gibraltar, incluyendo las de Ceuta, 6: costas mediterráneas andaluzas, incluyendo la isla de Alborán, 7: costas del Levante español, desde el cabo de Gata hasta Cataluña, 8: costas catalanas, 9: Baleares, 10: islas Canarias y Salvajes, 11: Madeira, y 12: Azores). Con los datos obtenidos de la distribución de las especies por sectores, se presenta al final del trabajo un análisis biogeográfico. Se ofrecen, además, numerosos comentarios taxonómicos sobre muchos de los taxones mencionados. Cabe destacar que desde 1975 se han descrito en el área considerada 117 taxones nuevos de nivel específico, algunos de los cuales se consideraran sinónimos en la actualidad o su validez está pendiente de una adecuada revisión. Todo ello se comenta en el apartado Remarks y en las conclusiones finales.

Palabras clave: Opisthobranchios, península Ibérica, islas Baleares, Macaronesia, catálogo.

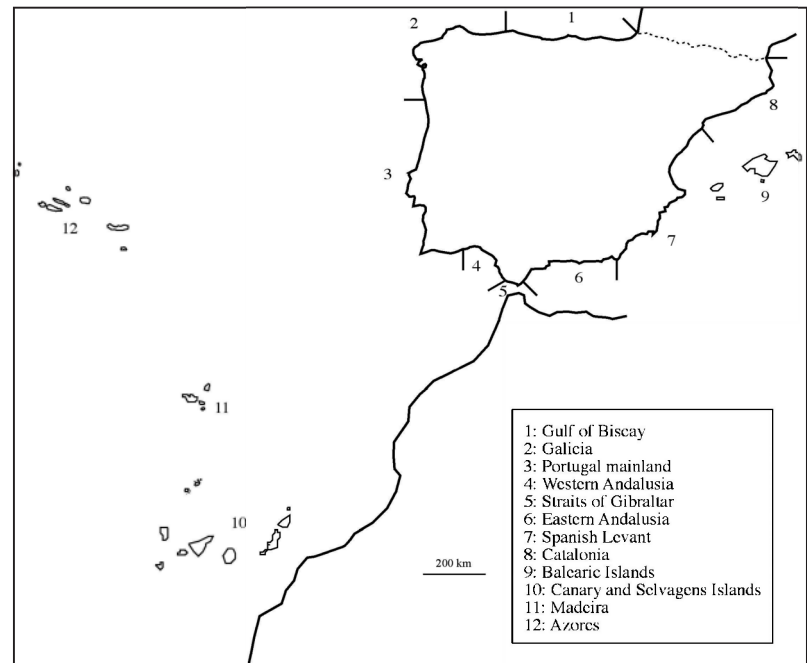
INTRODUCTION

The first checklist of opisthobranch molluscs from the Spanish coast was published by Joandomènec Ros (1976) and included 258 species. In that meritorious work, all previous records were listed, most of them being quite old (late 19th century and early 20th century) and mainly referring to shelled species. The author also included all of the records that he had obtained by himself whilst his doctoral thesis on Iberian opisthobranchs (Ros, 1973). Jesús Ortea also began to study these gastropods intensively and finished his doctoral thesis in 1977, mainly focusing on the Asturian opisthobranchs (Ortea, 1977c). With these two authors, Spanish malacology entered a golden era in the study of this broad and diversified group of gastropods, an era that continues to this day. The studies of Ros and Ortea fascinated many young researchers to the extent that they became interested in molluscs, including some of the present paper's contributors. The Spanish Malacological Society had just been born (1980), paving the way for fruitful collaborations among those interested in the subject. A growing group of young malacologists that focused their investigations on opisthobranchs then arose. Soon, a number of Ph.D. theses followed the pioneering works of Ros and Ortea: Ballesteros (1980a), Urgorri (1981), Templado (1983), García-Gómez

(1984a), Luque (1986), Medina (1986), García (1987), Cervera (1988) and Marín (1988). As a result of this accumulation of knowledge, the number of publications on opisthobranchs increased dramatically, often including the description of new species and bringing together considerable information on this group in Iberian waters. Therefore, it was decided to update and publish a new checklist of the opisthobranchs of the Iberian Peninsula, as well as the Balearic and Canary Islands (Cervera *et al.*, 1988). Consequently, the total number of recorded species rose to 389, including data from Ceuta and Alborán Island.

In turn, these researchers were training others, and the interest in opisthobranchs had already spread to Portugal by the time the Fauna Ibérica programme took its first steps. The incorporation of young Portuguese malacologists into the 'team' has been very productive, vastly increasing our store of knowledge on opisthobranchs in this southwestern part of the Iberian Peninsula, including the archipelagos of Madeira and the Azores. At the time, few records were available other than those of De Oliveira (1895) and Nobre (1896, 1932, 1936, 1938-40). Therefore, after this second checklist (Cervera *et al.*, 1988) had appeared, the number of publications on opisthobranchs continued to rise, almost exponentially. The rhythm of descriptions of new species did not flag, despite all the progress made in the 1980s concerning

Figure 1. Geographical study areas (most of them are delimited by arrows)



research on this group's faunistic and taxonomic aspects. As a result of this, a new crop of Ph.D., MSc and Honours theses has been produced (Ávila Escartín, 1993; Álvarez Orive, 1994; Martínez Cueto-Felgueroso, 1995; Valdés, 1996; Malaquias, 1996, 2003; Giménez-Casalduero, 1997; Aguado, 2000; Megina, 2000; Calado, 2001; Sánchez Tocino, 2003; Grande, 2004). Furthermore, a checklist of opisthobranchs of the Canary Islands was published (Ortea *et al.*, 2001), with 245 species being reported for this archipelago, including many new records. This checklist was updated later by Moro *et al.* (2003).

This constant inflow of new information, together with the multiple changes incorporated due to taxonomic and phylogenetic revisions in many high-level taxa (Mikkelsen, 1996; Jensen, 1996, 1997; Valdés, 2001, 2002; Valdés and Gosliner, 1999, 2001; Wollscheid and Wägele, 1999; Wägele and Willan, 2000; Wollscheid-Lengeling *et al.*, 2001; Vonnemann *et al.*, in press) or other key opisthobranch taxa (Schrödl and Wägele, 2001; Schrödl, Wägele and Willan, 2001), led us to the elaboration of the present updated checklist.

Naturally, the percentage of papers devoted strictly to taxonomic and faunistic aspects dropped off, but new and more diversified lines of investigation arose, dealing with ecological and other bio-

logical aspects of malacology. It is not within the scope of the present checklist to detail all of these publications, but we would like to highlight the field research on opisthobranch chemical defences, since it was a result of the collaboration initiated in the 1980s with the Institute of Biomolecular Chemistry, in Naples, Italy, led by Guido Cimino. As an example, we cite the review papers by Ávila Escartín (1993), Marín *et al.* (1999), and Marín and Ros (2004), amongst others. In the present work, we only include those publications that feature chorological or taxonomic data.

The geographical range of this checklist is larger than that of the two previous ones. It now includes the Portuguese archipelagos of Selvagens, Madeira, and the Azores, as well as bathyal species recorded close to the continental shelf of the study area.

For each species, references are split by areas, as in the previous checklist by Cervera *et al.* (1988), but with two new ones corresponding to the Madeira and Azores archipelagos. The Selvagens archipelago was included in the area of the Canary Islands. The idea of splitting the Iberian Portuguese coast into two areas was initially considered, but a recent biogeographical analysis (Calado *et al.*, 2003) based on all the opisthobranch records in that region did not corroborate such a division. Therefore, the defined areas, numbered 1 to 12 (figure 1), are as follows:

1. Spanish coasts of the Bay of Biscay, from the French border to 6° W, near Concha de Artedo (Asturias region).
2. Galicia region and western Asturias, from 6° W to the Portuguese border.
3. Iberian Portuguese coasts.
4. Western Andalusia, from the Portuguese border to Cape Roche, Cadiz.
5. Straits of Gibraltar, from Cape Roche to Punta Chullera, Malaga. We include in this area the records from the Spanish city of Ceuta, on the African side of the Straits.
6. Iberian coasts of the Alborán Sea (eastern Andalusia), from Punta Chullera to Cape Gata, Almería. This area includes Alborán Island and its surrounding shelf.
7. Spanish Levant, from Cape Gata to the southern limit of Catalonia. This area includes the Columbretes Islands.
8. Catalonia, to the French border.
9. Balearic Islands.
10. Canary and Selvagens Islands.
11. Madeira Islands.
12. Azores Islands.

The criteria chosen to define these areas are arbitrary, especially along coast of the Iberian Peninsula. These divisions were established based on the current knowledge and traditional sampling efforts as reported in some of the works cited above. The data compiled by area were used for a biogeographical analysis presented at the end of the present checklist.

In the high-level taxa, the systematic arrangement followed is based upon the aforesaid recent phylogenetic studies. Nonetheless, one has to accept that such classifications, and the taxonomic rank assigned to each of the high-level taxa, are inevitably provisional until a stable classification of gastropods (and of opisthobranchs) can be established. In this sense, it has not been possible to assign a taxonomic rank to some of the recently proposed high-level taxa within nudibranchs, as Labiostomata, Porostomata or Dexiarchia. Moreover, those groups currently considered to be non-monophyletic are indicated by quotation marks.

Furthermore, we point out the monophyly versus paraphyly of Opisthobranchia, which in the end involves its taxonomical validity. This subject is right now at the core of many scientific discussions.

Distinct phylogenetic analyses based both on morphological and molecular characters seem to indicate that opisthobranchs are not monophyletic (e.g., Haszprunar, 1985; Salvini-Plawen and Steiner, 1996; Ponder and Lindberg, 1997; Thöllessen, 1999a; Wollscheid and Wägele, 1999; and Dayrat and Tillier, 2002). In the meantime, we shall continue referring to the Opisthobranchia 'group' in the same sense as the term has been used in recent decades, even though in our view, this high-level taxon should be redefined, possibly with the inclusion of other Heterobranchia groups (such as the Siphonarioidea, previously considered basal pulmonates) if its monophyly or taxonomic validity are stretched (Grande *et al.*, 2002, 2004a,b). The main changes adopted here regarding the traditional classification of opisthobranchs into eight/nine orders (see Thompson, 1976, one of the standard classifications) are the split of the classical Cephalaspidea into Cephalaspidea s. s. and Architectibranchia (according to Mikkelsen, 1996, 2002; Wägele, Vonnemann and Wägele, 2003; Grande *et al.*, 2004b, among others), and the division of the traditional Notaspidea into Tylodinoidea and Pleurobrancoidea. This last division was proposed by Schmekel (1985) and Salvini-Plawen (1991), and later confirmed by several phylogenetic analyses based on morphological studies (Wägele and Willan, 2000) and molecular data (Wollscheid-Lengeling *et al.*, 2001; Wägele, Vonnemann and Wägele, 2003; Grande *et al.*, 2004a,b; Vonnemann *et al.*, in press). Although Rhodopemorpha has been considered an order of opisthobranchs since Salvini-Plawen's research (1991) came to light, none of the species in this group has been found in the geographic area covered by the present checklist.

For lower level taxa, our classification is based on multiple taxonomic and systematic contributions published since 1988. Details on all this information are given in the section Remarks; therefore, many of the taxa listed herein are followed by a reference number between brackets which corresponds to a comment in that section. The list of synonyms is not included. However, when the original name of the listed taxa in each reference is different from the one currently considered as valid, or some confusion with a different taxon may occur, this is noted.

RESULTS**Order ARCHITECTIBRANCHIA Haszprunar, 1985****Family Ringiculidae Meeck, 1862⁽¹⁾**Genus *Ringicula* Deshayes, 1838***Ringicula auriculata* (Ménard, 1811)**

- 1: Hidalgo (1917), Ortea (1977c), Lastra *et al.* (1988).
- 2: Hidalgo (1917), Cadée (1968), Rolán (1983), Urgorri and Besteiro (1983).
- 3: De Oliveira (1895), Hidalgo (1917), Nobre (1936).
- 4: Hidalgo (1917), Templado *et al.* (1993b).
- 5: Hidalgo (1917), Rueda, Salas and Gofas (2000).
- 6: Hidalgo (1917).
- 7: Hidalgo (1917), García Raso *et al.* (1992).
- 8: Hidalgo (1917).
- 9: Hidalgo (1917).
- 10: Odhner (1931), Nordsieck (1972), Ortea *et al.* (2001), Moro *et al.* (2003).
- 11: McAndrew (1852), Watson (1897), Nobre (1937), Nordsieck (1972), Nordsieck and García-Talavera (1979).

***Ringicula buccinea* (Brocchi, 1814)**

- 1: Hidalgo (1917).
- 2: Rolán (1983).
- 3: De Oliveira (1895), Hidalgo (1917), Nobre (1936).
- 8: Altimira (1975, 1977a).

***Ringicula nitida* Verrill, 1872⁽²⁾**

- 1: Hidalgo (1917), Pruvot-Fol (1954), Bouchet (1975, bathyal).
- 2: Hidalgo (1917), Hernández and Jiménez (1972), Bouchet (1975, bathyal).
- 3: Locard (1897, as *R. leptocheila*, bathyal), Hidalgo (1917), Nobre (1936, as *R. leptocheila*).
- 4: Hidalgo (1917).

***Ringicula conformis* Monterosato, 1877**

- 1: Hidalgo (1917), Ortea (1977c), Flor *et al.* (1981), Flor, Llera and Ortea (1982), Borja (1987).
- 2: Hidalgo (1917), Rolán (1983).
- 3: Hidalgo (1917), Nobre (1936).
- 4: Hidalgo (1917).
- 5: Aartsen, Menkhorst and Gittenberger (1984).
- 6: Sierra, García and Lloris (1978), Ballesteros *et al.* (1986).

- 7: Hidalgo (1917).
- 8: Altimira (1977b).
- 9: Hidalgo (1917).
- 10: Nordsieck (1978), Nordsieck and García-Talavera (1979), Ortea *et al.* (2001), Moro *et al.* (2003), Rodríguez *et al.* (2003).
- 11: Nobre (1889), Nordsieck and García-Talavera (1979, as *R. (Plicatra) conformis*), Malaquias, Martínez and Abreu (2002).

***Ringicula someri* De Folin, 1879**

- 10: Nordsieck (1972), Nordsieck and García-Talavera (1979), Ortea *et al.* (2001), Moro *et al.* (2003).
- 11: Nobre (1889, 1894, 1937), Watson (1897), Nordsieck and García-Talavera (1979).

***Ringicula minutula* Locard, 1897⁽³⁾**

- 8: Nordsieck (1972).
- 9: Nordsieck (1972).

***Ringicula blanchardi* Dautzenberg and Fischer, 1896**

- 1: Ciccone and Savona (1983).
- 2: Rolán and Pérez-Gándaras (1981, bathyal), Rolán (1983, bathyal).
- 3: Locard (1897, bathyal), Ciccone and Savona (1983).
- 12: Dautzenberg and Fischer (1896, 1897), Mikkelsen (1995), Malaquias (2001).

***Ringicula semistriata* D'Orbigny, 1853**

- 12: Nordsieck (1972), Mikkelsen (1995), Malaquias (2001).

Family Acteonidae D'Orbigny, 1835Genus *Acteon* Montfort, 1810***Acteon tornatilis* (Linnaeus, 1758)**

- 1: Bouchet (1975), Ortea (1977c), Flor *et al.* (1981), Flor, Llera and Ortea (1982), Borja (1987), Ávila Escartín (1993), Martínez and Andarraga (2003).
- 2: Hidalgo (1917), Cadée (1968), Hernández and Jiménez (1972), Nordsieck (1972, as *Pseudacteon augustoi*), Ortea (1977c), Rolán (1983), Urgorri and Besteiro (1983), Laborda and Maze (1987), Trigo and Otero (1987).
- 3: De Oliveira (1895), Hidalgo (1917), Nobre (1932, as *Actaeon augustoi*), Nobre (1936), Wirz-Mangold and Wyss (1958).
- 4: Hidalgo (1917), Templado *et al.* (1993b).

- 5: García-Gómez (1982), Aartsen, Menkhorst and Gittenberger (1984), Rueda, Salas and Gofas (2000).
 6: Hidalgo (1917), Sierra, García and Lloris (1978), Luque (1983, 1986), Ocaña *et al.* (2000).
 7: Hidalgo (1917).
 8: Hidalgo (1917), Altimira (1975, 1976, 1980).
 9: Hidalgo (1917), Gasull and Cuerda (1974).
 10: Ortea *et al.* (2001), Moro *et al.* (2003).
 12: Watson (1897), Nobre (1937), Nordsieck and García-Talavera (1979), Malaquias (2001).

***Acteon monterosatoi* Dautzenberg, 1889**

- 3: Locard (1897, bathyal), Nobre (1936, bathyal), Nordsieck (1972, bathyal).
 6: Peñas *et al.* (in press).
 8: Peñas and Giribet (2003).
 12: Dautzenberg (1889), Dautzenberg and Fisher (1896, 1897), Nordsieck (1972, as *Acteon (Metacteon)*), Mikkelsen (1995), Malaquias (2001).

***Acteon incisus* Dall, 1881**

- 12: Dautzenberg and Fisher (1896), Mikkelsen (1995), Malaquias (2001).

Genus *Crenilabium* Cossmann, 1889

***Crenilabium exile* (Forbes in Jeffreys, 1870)**

- 1: Hidalgo (1917, as *Acteon exilis*), Pruvot-Fol (1954, as *Lissacteon*), Nordsieck (1972), Bouchet (1975, bathyal).
 2: Bouchet (1975, bathyal).
 6: Peñas *et al.* (in press).
 9: Nordsieck (1972).
 12: Dautzenberg (1889, as *Acteon*), Dautzenberg and Fisher (1896, 1897, as *Acteon (Lisacteon)*), Watson (1886, as *Acteon*), Nordsieck (1972, as *Crenilabrum*), Mikkelsen (1995), Malaquias (2001).

Genus *Pseudacteon* Thiele, 1925

***Pseudacteon luteofasciatus* (Mühlfeldt, 1829)**

- 8: De Chia (1911-1913), Altimira (1977b).

Genus *Japonacteon* Taki, 1956

***Japonacteon pusillus* (MacGillivray, 1843)⁽⁴⁾**

- 1: Bouchet (1975).

- 3: Locard (1897, as *Acteon pusillus*, bathyal), Hidalgo (1917, as *Acteon*), Nobre (1936, as *Acteon*), Nordsieck (1972, as *Pseudacteon*).

- 4: Bouchet (1975).

- 8: Ros (1975, as *Pseudacteon*).

- 10: Ortea *et al.* (2001), Moro *et al.* (2003).

- 11: Watson (1886, 1897, both as *Acteon pusillus*), Nobre (1937, as *A. pusillus*), Nordsieck and García-Talavera (1979, as *A. pusillus*), Nordsieck (1972, as *Pseudacteon pusillus*).

- 12: Bouchet (1975), Mikkelsen (1995), Malaquias (2001).

Genus *Liocarenus* Harris and Burrows, 1891

***Liocarenus globulinus* (Forbes, 1843)**

- 8: Hidalgo (1917, as *Acteon*).

- 12: Watson (1886, as *Acteon*), Dautzenberg (1889, as *Acteon*), Nordsieck (1972), Mikkelsen (1995), Malaquias (2001).

Genus *Callostracon* Hamlin, 1884

***Callostracon amabile* (Watson, 1883)**

- 10: Nordsieck (1972), Nordsieck and García-Talavera (1979), Ortea *et al.* (2001), Moro *et al.* (2003).
 11: Nordsieck (1972), Nordsieck and García-Talavera (1979, as *C. (Ovactaeonina) amabilis*).
 12: Watson (1883, 1886, both as *Acteon*), Dautzenberg (1889, as *Acteon*), Dautzenberg and Fisher (1897, as *Acteon*), Nordsieck (1972, as *Callostracon (Ovactaeonina)*), Mikkelsen (1995), Malaquias (2001).

***Callostracon meeki* (Dall, 1889)⁽⁵⁾**

- 12: Nordsieck (1972, as *Ovulacteon*), Mikkelsen (1995, as *Ovulacteon*), Malaquias (2001, as *Ovulacteon*).

Genus *Acteonina* D'Orbigny, 1850

***Acteonina chariis* (Watson, 1883)**

- 12: Watson (1883, 1886, as *Acteon*), Dautzenberg (1889, as *Acteon*), Dautzenberg and Fisher (1897, as *Acteon (Acteonina)*), Nordsieck (1972, as *Callostracon (Ovactaeonina)*), Mikkelsen (1995), Malaquias (2001).

Genus *Tomlinula* Strand, 1932

***Tomlinula turrita* (Watson, 1886)**

- 12: Bouchet (1975, as *Mysouffa*), Dautzenberg and Fisher (1896, as *Acteon grimaldii*), Mikkelsen (1995, as *Mysouffa*), Malaquias (2001, as *Mysouffa*).

Genus *Inopinodon* Bouchet, 1975

***Inopinodon azoricus* (Locard, 1897)**

12: Locard (1897), Bouchet (1975), Mikkelsen (1995), Malaquias (2001).

Family Amplustridae Gray, 1847 ⁽⁶⁾

Genus *Hydatina* Schumacher, 1817

***Hydatina physis* (Gmelin, 1794)** ⁽⁷⁾

- 3: Macedo, Macedo and Borges (1999).
 10: Nordsieck and García-Talavera (1979), Pérez-Sánchez and Moreno (1990), Ortea *et al.* (2001), Moro *et al.* (2003), Wirtz and Debelius (2003).
 11: Wirtz (1995b), Malaquias, Martínez and Abreu (2002), Wirtz and Debelius (2003).
 12: Wirtz (1999), Malaquias (2001), Wirtz and Debelius (2003).

***Hydatina velum* (Gmelin, 1794)** ⁽⁸⁾

- 7: ?Acuña (1981).
 10: Odhner (1931, as *H. stromfelti*), Duffus and Johnston (1969, as *H. stromfelti*).

Genus *Micromelo* Pilsbry, 1895

***Micromelo undatus* (Bruguière, 1792)**

- 10: Nordsieck (1972), Nordsieck and García-Talavera (1979), Ortea *et al.* (2001), Moro *et al.* (2003), Wirtz and Debelius (2003).
 12: Nordsieck (1972), García-Talavera (1983), Mikkelsen (1995), Malaquias (2001), Wirtz and Debelius (2003).

Order CEPHALASPIDEA s. s. Mikkelsen, 1996

Family Diaphanidae Odhner, 1914

Genus *Diaphana* Brown, 1827

***Diaphana minuta* Brown, 1827**

- 2: Cadée (1968), Rolán (1983).
 6: Peñas *et al.* (in press).
 8: Altimira (1977b).
 10: Pruvot-Fol (1954), Nordsieck (1972), Nordsieck and García-Talavera (1979), Ortea *et al.* (2001), Moro *et al.* (2003).
 11: McAndrew (1852, as *Amphisphyra hyalina*), Nordsieck and García-Talavera (1979, as *Micromelo minuta*).

***Diaphana globosa* (Lovén, 1846)** ⁽⁹⁾

1: Hidalgo (1917, as *Diaphana hiemalis*).

***Diaphana expansa* Jeffreys, 1864**

1: Hidalgo (1917), Pruvot-Fol (1954).
 3: Nordsieck (1972).

***Diaphana seguenzae* (Watson, 1886)**

12: Watson (1886), Dautzenberg (1889, as *Amphisphyra*), Nordsieck (1972, as *Toledonia seguenzae*), Mikkelsen (1995), Malaquias (2001).

***Diaphana flava* (Watson, 1897)**

11: Watson (1897, as *Amphisphyra flava*), Nobre (1937, as *A. flava*), Nordsieck and García-Talavera (1979, as *Micromelo flava*), Schiøtte (1998), Malaquias (2004).

Genus *Colobocephalus* M. Sars, 1870

***Colobocephalus striatulus* (Monterosato, 1874)**

1: Hidalgo (1917), Nordsieck (1972, bathyal).
 8: Peñas and Giribet (2003, as *Philine striatula*).

Genus *Colpodaspis* M. Sars, 1870

***Colpodaspis pusilla* M. Sars, 1870**

6: Peñas *et al.* (in press).
 8: Peñas and Giribet (2003).

Genus *Rhinodiaphana* Lemche, 1967

***Rhinodiaphana ventricosa* (Jeffreys, 1865)**

6: Peñas *et al.* (in press).

Family Retusidae Thiele, 1926

Genus *Retusa* Brown, 1827

***Retusa truncatula* (Bruguière, 1792)**

- 1: Hidalgo (1917), Ortea (1975-76), Ortea (1977c), Flor *et al.* (1981), Flor, Llera and Ortea (1982), Borja (1987, as *Cylichna semisulcata* and *R. truncatella*).
 2: Hidalgo (1917), Cadée (1968, as *R. truncata*), Rolán (1983, as *R. semisulcata* and *R. truncatella*), Urgorri and Besteiro (1983), Trigo and Otero (1987), Troncoso *et al.* (1988).
 3: Hidalgo (1917), Nobre (1936), Nordsieck (1972), Saldanha (1974, as *Acteocina truncatula*), Burnay (1986), García-Gómez *et al.* (1991), Machado and Fonseca (1997, as *R. cf. truncatella*), Macedo, Macedo and Borges (1999).

- 4: Hidalgo (1917), Sánchez-Moyano *et al.* (2000, as *R. truncatella*).
- 5: Hidalgo (1917), Aartsen, Menkhorst and Gittenberger (1984), Rueda, Salas and Gofas (2000).
- 6: Luque (1983, as *R. semisulcata*), Ballesteros *et al.* (1986), Salas and Hergueta (1986), Peñas *et al.* (in press).
- 7: Hidalgo (1917, as *R. semisulcata*), Olmo and Ros (1984), Rubio and Ros (1984), Templado, Talavera and Murillo (1997), Templado *et al.* (2002), García Raso *et al.* (1992).
- 8: De Sama (1916), Hidalgo (1917, as *R. truncatella*), Altimira (1975, as *R. truncatella*, 1976).
- 9: Hidalgo (1917, as *R. semisulcata*), Altimira (1972, also as *R. semisulcata*), Nordsieck (1972, as *R. semisulcata* and *R. truncatella*), Schröder (1978, as *R. semisulcata*), Luque and Templado (1981, as *R. semisulcata*), Ballesteros, Álvarez and Mateo (1986, also as *R. semisulcata*), Altaba (1993).
- 10: Nordsieck (1972), Nordsieck and García-Talavera (1979), Malaquias and Calado (1997), Malaquias (2000), Ortea *et al.* (2001, 2003), Moro *et al.* (2003).
- 11: Watson (1897, as *Utriculus truncatulus*), Nobre (1937, as *Tornatina truncatula*), Nordsieck (1972, as *R. mariae*), Nordsieck and García-Talavera (1979, as *R. mariae*), Malaquias *et al.* (2001).
- 12: Dautzenberg (1889, both as *Tornatina truncatula* and *Tornatina mariei* n. sp.), Nordsieck (1972 as *Retusa (Coleophysis) mariei*), Nordsieck and García-Talavera (1979 as *Retusa mariae*), Mikkelsen (1995), Morton *et al.* (1998), Ávila *et al.* (1998), Ávila (2000), Malaquias (2001).

***Retusa obtusa* (Montagu, 1803)**

- 1: Flor, Llera and Ortea (1982).
- 3: Hidalgo (1917).
- 7: Hidalgo (1917).
- 8: Hidalgo (1917).
- 9: Nordsieck (1972).

***Retusa leptoneilema* (Brusina, 1865)**

- 9: Ballesteros, Álvarez and Mateo (1986).
- 10: Nordsieck and García-Talavera (1979), Malaquias and Calado (1997), Ortea *et al.* (2001), Moro *et al.* (2003).
- 11: Talavera (1978), Nordsieck and García-Talavera (1979, as *R. leptoleynema*), Malaquias *et al.* (2001).

***Retusa pellucida* G. O. Sars, 1878 ⁽¹⁰⁾**

- 2: Cadée (1968).
- 6: Sierra, García and Lloris (1978, as *R. truncatula* cf. *pellucida*).

***Retusa piriformis* Monterosato, 1878**

- 9: Nordsieck (1978).

***Retusa mammillata* (Philippi, 1880) ⁽¹¹⁾**

- 1: Hidalgo (1917, also as *Retusa striatula*), Ortea (1977c, as *Mamilloretusa*), Borja (1987, as *Mamilloretusa* in the latter work).
- 2: Sykes (1905, as *C. hoernesii*), Hidalgo (1917), Rolán (1983, as *Mamilloretusa*), Urgorri and Besteiro (1983).
- 3: Hidalgo (1917, as *R. mammillata* and *R. striatula*, the author also refers the occurrence of this species in southern Spain, although without precise the locality), Nobre (1938-40, as *Tornatina mammillata*), Malaquias and Morenito (2000).
- 5: Aartsen, Menkhorst and Gittenberger (1984), Rueda, Salas and Gofas (2000).
- 6: Moreno and Templado (1998), Peñas *et al.* (in press).
- 7: Templado *et al.* (2002).
- 8: De Chia (1911-13), Ros (1975), Altimira (1975, 1977b), Peñas and Giribet (2003).
- 9: Hidalgo (1917), Altimira (1972), Nordsieck (1972), Luque and Templado (1981).
- 10: Nordsieck (1972), Malaquias and Calado (1997), Ortea *et al.* (2001), Moro *et al.* (2003).
- 11: Nordsieck (1972, as *Mamilloretusa mamillata*), Nordsieck and García-Talavera (1979, as *M. mamillata*), Malaquias *et al.* (2001).

***Retusa obesa* Jeffreys, 1880 ⁽¹²⁾**

- 3: Nordsieck (1972).

***Retusa tornata* (Watson, 1880)**

- 2: Hidalgo (1917), Rolán (1983).
- 10: Nordsieck (1972), Nordsieck and García-Talavera (1979), Ortea *et al.* (2001), Moro *et al.* (2003).
- 11: Watson (1886, 1897, as *Utriculus tornatus*), Nobre (1937, as *Utriculus tornatus*), Nordsieck (1972, as *Semiretusa tornata*), Nordsieck and García-Talavera (1979, as *S. tornata*), Malaquias *et al.* (2001).

***Retusa mariae* (Dautzenberg, 1889)**

- 10: Nordsieck and García-Talavera (1979), Ortea *et al.* (2001), Moro *et al.* (2003).

***Retusa leuca* (Watson, 1883)**

- 12: Watson (1883, 1886 as *Utriculus leucus*), Dautzenberg (1889, as *Tornatina*), Nordsieck (1972), Mikkelsen (1995), Malaquias (2001).

***Retusa multiquadrata* Oberling, 1970** ⁽¹³⁾

12: Mikkelsen (1995), Morton *et al.* (1998), Ávila *et al.* (1998), Malaquias (2001).

Genus *Cylichnina* Monterosato, 1884

***Cylichnina umbilicata* (Montagu, 1803)** ⁽¹⁴⁾

- 1: Hidalgo (1917), Ortea (1977c, as *Cylichnina*), Flor, Llera and Ortea (1982), Borja (1987, as *Cylichnina subcylindrica* and *Cylichnina umbilicata*).
- 2: Hidalgo (1917), Cadée (1968), Rolán (1983, as *Cylichnina subcylindrica*), Urgorri and Besteiro (1983).
- 3: Hidalgo (1917).
- 5: Hidalgo (1917), Aartsen, Menkhorst and Gittenberger (1984).
- 6: Luque (1983, as *Cylichnina subcylindrica*), Moreno and Templado (1998), Peñas *et al.* (in press).
- 7: Hidalgo (1917).
- 8: Hidalgo (1917), Altimira (1977b, as *C. subcylindrica*).
- 9: Nordsieck (1972, as *C. subcylindrica*), Ballesteros, Álvarez and Mateo (1986, as *C. subcylindrica*).
- 11: Watson (1897, as *Cylichna umbilicata*), Nobre (1937, as *Tornatina umbilicata*), Nordsieck and García-Talavera (1979, as *Cylichnina subcylindrica*).
- 12: Ávila and Azevedo (1996), Ávila *et al.* (1998), Ávila (2000), Malaquias (2001).

***Cylichnina nitidula* (Lovén, 1846)**

- 1: Ortea (1977c, bathyal), Borja (1987).
- 2: Hidalgo (1917) (as *Retusa*).
- 7: Hidalgo (1917) (as *Retusa*).
- 10: Ortea *et al.* (2001), Moro *et al.* (2003).
- 11: Locard (1897), Watson (1897, as *Utriculus nitidulus*), Nobre (1937, as *Utriculus nitidulus*), Talavera (1978, as *Retusa nitidula*), Nordsieck and García-Talavera (1979).

***Cylichnina robagliana* (P. Fischer, 1874)**

- 1: Hidalgo (1917, as *Retusa*).
- 3: Nordsieck (1972).

***Cylichnina crebrisculpta* (Monterosato, 1884)**

- 1: Hidalgo (1917).

***Cylichnina canariensis* Nordsieck and García-Talavera, 1979**

- 10: Nordsieck and García-Talavera (1979), Ortea *et al.* (2001), Moro *et al.* (2003).

***Cylichnina tenerifensis* Nordsieck and García-Talavera, 1979**

- 10: Nordsieck and García-Talavera (1979), Ortea *et al.* (2001), Moro *et al.* (2003).

Genus *Volvulella* Newton, 1891

***Volvulella acuminata* (Bruguière, 1792)**

- 1: Hidalgo (1917, as *Volvula acuminata*), Ortea (1977c, as *Rhizorus acuminatus*), Flor *et al.* (1981, as *Rhizorus acuminatus*), Borja (1987, as *Rhizorus acuminatus*).
- 2: Hidalgo (1917), Cadée (1968, as *Rhizorus acuminatus*), Rolán (1983, as *Rhizorus acuminatus*), Urgorri and Besteiro (1983, as *Rhizorus acuminatus*).
- 3: Hidalgo (1917).
- 5: Hidalgo (1917).
- 6: Hidalgo (1917).
- 7: Hidalgo (1917).
- 8: Hidalgo (1917), Altimira (1975, 1980, as *Rhizorus acuminatus*), Ros (1975, as *Rhizorus acuminatus*).

Genus *Pyrrunculus* Pilsbry, 1895

***Pyrrunculus ovatus* (Jeffreys, 1870)**

- 1: Pruvot-Fol (1954, as *Retusa ovata*), Bouchet (1975, bathyal).
- 2: Bouchet (1975, bathyal).
- 3: Nobre (1936), Nordsieck (1972), Bouchet (1975).
- 12: Watson (1886), Dautzenberg (1889), Dautzenberg and Fischer (1896, 1897), Locard (1897), Bouchet (1975), Mikkelsen (1995), Malaquias (2001).

All authors as *Cylichna ovata*.

***Pyrrunculus hoernesii* (Weinkauff, 1866)**

- 6: Moreno and Templado (1998), Peñas *et al.* (in press).

***Pyrrunculus spretus* (Watson, 1897)**

- 11: Watson (1897, as *Cylichna spreta*), Nobre (1937, *C. spreta*), Nordsieck and García-Talavera (1979, as *C. spreta*), Malaquias *et al.* (2002), Malaquias (2004).

Genus *Relichna* Bouchet, 1975

***Relichna simplex* (Locard, 1897)**

- 12: Bouchet (1975), Mikkelsen (1995), Malaquias (2001).

Family Cylichnidae Rudman, 1978Genus *Acteocina* Gray, 1847***Acteocina protracta* (Dautzenberg, 1889)**

12: Dautzenberg (1889, as *Tornatina*), Dautzenberg and Fischer (1896, 1897, as *Tornatina*), Mikkelsen (1995), Malaquias (2001).

***Acteocina pusillina* Locard, 1897**

1: Nordsieck (1972).

Genus *Cylichna* Lovén, 1846***Cylichna cylindracea* (Pennant, 1777)**

- 1: Hidalgo (1917), Ortea (1977c), Flor *et al.* (1981), Flor, Llera and Ortea (1982), Lastra *et al.* (1988), Martínez and Andarraga (2003).
- 2: Hidalgo (1917), Cadée (1968), Hernández and Jiménez (1972), Rolán (1983), Urgorri and Besteiro (1983), Trigo and Otero (1987).
- 3: De Oliveira (1895), Hidalgo (1917), Nobre (1936).
- 4: Hidalgo (1917).
- 5: Hidalgo (1917), Aartsen, Menkhorst and Gittenberger (1984).
- 6: Luque (1983, 1986), Moreno and Templado (1998), Peñas *et al.* (in press).
- 7: Hidalgo (1917), Rubio and Ros (1984).
- 8: Hidalgo (1917), Ros (1975), Altimira (1977b).
- 9: Hidalgo (1917), Altimira (1972), Schroder (1978).
- 10: Nordsieck (1972), Nordsieck and García-Talavera (1979), Ortea *et al.* (2001), Moro *et al.* (2003), Rodríguez *et al.* (2003).
- 11: McAndrew (1852), Nobre (1895), Locard (1897), Watson (1897), Nobre (1937), Nordsieck (1972), Nordsieck and García-Talavera (1979), Malaquias *et al.* (2001), Malaquias, Martínez and Abreu (2002).
- 12: Pilsbry (1895), Sykes (1904), Nordsieck (1972), Mikkelsen (1995), Ávila *et al.* (1998), Ávila (2000), Malaquias (2001).

***Cylichna alba* (Brown, 1827)**

- 1: Hidalgo (1917), Pruvot-Fol (1954).
- 3: Nordsieck (1972).
- 9: Nordsieck (1972), Altimira (1973), Luque and Templado (1981), Altaba and Traveset (1985).
- 12: Watson (1886), Sykes (1904), Nordsieck (1972), Mikkelsen (1995), Ávila *et al.* (1998), Malaquias (2001).

***Cylichna crossei* (Bucquoy, Dautzenberg and Dolfus, 1886)**

8: Altimira (1975), Ros (1975).

9: Altimira (1972), Altaba and Traveset (1985).

***Cylichna richardi* (Dautzenberg, 1889) ⁽¹⁵⁾**

3: Locard (1897, as *Tornatina mirabilis*), Nobre (1936, bathyal), Nordsieck (1972).

12: Dautzenberg (1889, as *Cylichna richardi*), Dautzenberg and Fischer (1897, as *Cylichna*), Nordsieck (1972), Mikkelsen (1995), Malaquias (2001).

***Cylichna propecyclindracea* (De Gregorio, 1890)**

10: Nordsieck and García-Talavera (1979), Ortea *et al.* (2001), Moro *et al.* (2003), Rodríguez *et al.* (2003).

***Cylichna piettei* Dautzenberg and Fisher, 1896**

12: Dautzenberg and Fischer (1896, 1897), Mikkelsen (1995), Malaquias (2001).

***Cylichna chevreauxi* Dautzenberg, 1889**

12: Dautzenberg (1889), Dautzenberg and Fischer (1896, 1897), Nordsieck (1972), Mikkelsen (1995), Malaquias (2001).

Genus *Scaphander* Montfort, 1810***Scaphander lignarius* (Linnaeus, 1758)**

- 1: Hidalgo (1917), Bouchet (1975), Ortea (1977c), Borja (1987), Lastra *et al.* (1988), Ávila Escartín (1993), Martínez *et al.* (1993), Martínez and Andarraga (2003).
- 2: Hidalgo (1917), Cadée (1968), Hernández and Jiménez (1972), Bouchet (1975), Rolán (1983), Urgorri and Besteiro (1983).
- 3: De Oliveira (1895), Hidalgo (1917), Nobre (1983).
- 4: Hidalgo (1917), Templado *et al.* (1993b).
- 5: Hidalgo (1917), Aartsen, Menkhorst and Gittenberger (1984), Rueda, Salas and Gofas (2000).
- 6: Hidalgo (1917), Sánchez Tocino, Ocaña and García (2000a), Ocaña *et al.* (2000), Peñas *et al.* (in press).
- 7: Hidalgo (1917), Templado, Talavera and Murillo (1983).
- 8: Hidalgo (1917), Altimira (1975, 1977b), Ros (1975).
- 9: Hidalgo (1917).
- 10: Nordsieck and García-Talavera (1979), Ortea *et al.* (2001), Moro *et al.* (2003).
- 11: Nordsieck and García-Talavera (1979).

***Scaphander punctostriatus* (Mighels and Adams, 1842)**

- 1: Hidalgo (1917), Nordsieck (1972), Bouchet (1975, bathyal), Borja (1987), Martínez *et al.* (1993).
 3: Locard (1897, bathyal).
 8: Ros (1975), Giribet and Peñas (1997).
 10: Ortea *et al.* (2001), Moro *et al.* (2003).
 12: Watson (1886), Dautzenberg (1889), Dautzenberg and Fischer (1896, 1897), Locard (1897), Nordsieck (1972), Bouchet (1975), Mikkelsen (1995), Malaquias (2001).

***Scaphander gracilis* Watson, 1883**

- 12: Watson (1883, 1886), Dautzenberg (1889), Dautzenberg and Fischer (1896, 1897), Locard (1897), Nordsieck (1972), Bouchet (1975), Mikkelsen (1995), Malaquias (2001).

***Scaphander nobilis* Verrill, 1884**

- 12: Bouchet (1975), Mikkelsen (1995), Malaquias (2001).

Genus *Meloscaphander* Schepman, 1913

***Meloscaphander imperceptus* Bouchet, 1975**

- 12: Bouchet (1975), Mikkelsen (1995), Malaquias (2001).

Genus *Roxania* Leach in Gray, 1847

***Roxania utriculus* (Brocchi, 1814)**

- 1: Bouchet (1975).
 2: Urgorri and Besteiro (1983).
 3: Hidalgo (1917, as *Alys*), Nobre (1936, as *Bulla*), Bouchet (1975), Machado and Fonseca (1997).
 6: Sierra, García and Lloris (1978).
 7: Hidalgo (1917).
 8: Hidalgo (1917), Altimira (1977b).
 9: Hidalgo (1917).
 10: Nordsieck (1972), Nordsieck and García-Talavera (1979), Ortea *et al.* (2001), Moro *et al.* (2003).
 11: Nordsieck and García-Talavera (1979).

***Roxania pinguicola* (Seguenza, 1879) ⁽¹⁶⁾**

- 1: Nordsieck (1972), Bouchet (1975, as *Bulla* ? *abyssicola*).
 3: Locard (1897, as *Bulla pinguicola*), Nobre (1936, bathyal), Nordsieck (1972, as *B. subrotunda*).

- 12: Watson (1886), Dautzenberg (1889), Nordsieck (1972), Mikkelsen (1995), Malaquias (2001).
 All authors but Nordsieck (1972) as *Bulla pinguicola*.

***Roxania monterosatoi* Dautzenberg and Fischer, 1896**

- 12: Dautzenberg and Fischer (1896, 1897), Mikkelsen (1995), Malaquias (2001).

Family Philinidae Gray, 1850

Genus *Philine* Ascanius, 1772

***Philine aperta* (Linnaeus, 1767)**

- 1: Hidalgo (1917), Ortea (1977c, as *P. quadripartita*), Flor *et al.* (1981, as *P. quadripartita*), Borja (1987), Lastra *et al.* (1988), Ávila Escartín (1993).
 2: Hidalgo (1917), Margalef (1958), Cadee, (1968), Hernández and Jiménez (1972), Rolán (1983), Urgorri and Besteiro (1983), Laborda and Maze (1987).
 3: De Oliveira (1895), Hidalgo (1917), Nobre (1936), Saldanha (1974), Calvário (1986), García-Gómez *et al.* (1991, as *P. cf. aperta*), Machado and Fonseca (1997), Calado *et al.* (1999), Malaquias and Morenito (2000, as *P. cf. aperta*).
 4: Hidalgo (1917).
 5: Rueda, Salas and Gofas (2000).
 6: Hidalgo (1917), Luque (1983, 1986), Ávila Escartín (1993).
 7: Hidalgo (1917), Murillo and Talavera (1983), Olmo and Ros (1984), Templado, Talavera and Murillo (1987), Marín and Ros (1987), García Raso *et al.* (1992).
 8: Hidalgo (1917), Altimira (1976, 1980, as *P. quadripartita*), Ros (1975, as *P. quadripartita*), Ávila Escartín (1993).
 9: Hidalgo (1917), Altimira (1972), Luque and Templado (1981).
 10: Moro *et al.* (2003).
 11: McAndrew (1852), Watson (1897), Nobre (1937), Nordsieck and García-Talavera (1979, as *P. quadripartita*), Linden (1995), Malaquias, Martínez and Abreu (2002).

***Philine scabra* (O. F. Müller, 1776)**

- 1: Hidalgo (1917).
 2: Hidalgo (1917), Cadée (1968), Rolán (1983).

- 3: Hidalgo (1917), Nordsieck (1972), Bouchet (1975, bathyal).
 5: Aartsen, Menkhorst and Gittenberger (1984).
 6: Moreno and Templado (1998).
 8: Tomas (1909), De Chia (1911-13), Altimira (1976, 1977a, 1980).
 10: Nordsieck and García-Talavera (1979), Ortea *et al.* (2001), Moro *et al.* (2003).
 11: Watson (1897), Nobre (1937), Malaquias, Martínez and Abreu (2002).

***Philine punctata* (J. Adams, 1800)**

- 2: Cadée (1968), Rolán (1983), Urgorri and Besteiro (1983), Troncoso *et al.* (1988).
 3: Hidalgo (1917), Machado and Fonseca (1997, as *P. cf. punctata*).
 5: Aartsen, Menkhorst and Gittenberger (1984).
 6: Peñas *et al.* (in press).
 8: Peñas and Giribet (2003).

***Philine catena* (Montagu, 1803)**

- 1: Hidalgo (1917), Ortea (1977c), Flor, Llera and Ortea (1982).
 2: Hidalgo (1917), Cadée (1968), Rolán (1983), Urgorri and Besteiro (1983).
 3: Machado and Fonseca (1997, as *P. cf. catena*).
 5: Aartsen, Menkhorst and Gittenberger (1984).
 6: Hidalgo (1917), Luque (1983, 1986), Peñas *et al.* (in press).
 7: Hidalgo (1917), Templado (1982b, 1983, 1984), Rubio and Ros (1984).
 8: Ros (1975).
 9: Hidalgo (1917), Altimira (1972), Luque and Templado (1981).
 10: Pruvot-Fol (1954), Nordsieck (1972), Nordsieck and García-Talavera (1979), Ortea *et al.* (2001), Moro *et al.* (2003).
 11: Nordsieck and García-Talavera (1979), Malaquias, Martínez and Abreu (2002).

***Philine lima* (Brown, 1827)**

- 2: Rolán (1983, refers this species to Galicia Bank, bathyal as *P. cf. lima*).
 12: Dautzenberg (1889), Nordsieck (1972), Mikkelsen (1995), Malaquias (2001).

***Philine quadrata* Wood, 1839**

- 1: Pruvot-Fol (1954, as *Laona*), Ortea (1977c, as *Laona*).
 2: Urgorri and Besteiro (1983).

- 3: Nordsieck (1972, as *Laona*).
 12: Watson (1886), Dautzenberg (1889), Nordsieck (1972, as *Laona (Ossiania)*), Mikkelsen (1995), Linden (1995), Ávila *et al.* (1998), Ávila (2000), Malaquias (2001).

***Philine angulata* Jeffreys, 1867**

- 6: Templado and Moreno (1998), Peñas *et al.* (in press).
 10: Moro *et al.* (2003).

***Philine intricata* Monterosato, 1884**

- 3: Linden (1994).
 6: Moreno and Templado (1998), Peñas *et al.* (in press).
 10: Linden (1994), Ortea *et al.* (2001), Moro *et al.* (2003).
 12: Linden (1994, 1995), Malaquias (2001).

***Philine monterosatoi* Vayssière, 1885 ⁽¹⁷⁾**

- 1: Hidalgo (1917), Bouchet (1975, bathyal).
 3: Hidalgo (1917), Nordsieck (1972, as *Phillingwynia*).
 8: Hidalgo (1917).
 11: Nordsieck (1972, as *Phillingwynia monterosatoi*), Nordsieck and García-Talavera (1979), Malaquias *et al.* (2001).

***Philine approximans* Dautzenberg and Fischer, 1896**

- 12: Dautzenberg and Fischer (1896, 1897), Bouchet (1975), Mikkelsen (1995), Malaquias (2001).

***Philine azorica* Bouchet, 1975**

- 12: Bouchet (1975), Mikkelsen (1995), Malaquias (2001).

***Philine monilifera* Bouchet, 1975**

- 12: Bouchet (1975), Mikkelsen (1995), Linden (1995 as *P. cf. monilifera*), Malaquias (2001).

***Philine rugulosa* Dautzenberg and Fischer, 1896**

- 12: Dautzenberg and Fischer (1896), Malaquias (2001).

***Philine calva* Linden, 1995**

- 10: Moro *et al.* (2003).
 12: Linden (1995), Malaquias (2001).

***Philine condensata* Linden, 1995**

- 10: Moro *et al.* (2003).
 12: Linden (1995), Malaquias (2001).

***Philine complanata* Watson, 1897**

11: Watson (1897), Nobre (1937), Nordsieck and García-Talavera (1979), Malaquias (2004).

***Philine desmotis* Watson, 1897**

11: Watson (1897), Nobre (1937), Nordsieck and García-Talavera (1979), Malaquias *et al.* (2001), Malaquias (2004).

***Philine trachyostraca* Watson, 1897**

11: Watson (1897), Nobre (1937), Nordsieck and García-Talavera (1979), Malaquias (2004).

***Philine iris* Tringali, 2001**

5: Moreno and Templado (1998, as *Philine* sp.).
6: Moreno and Templado (1998, as *Philine* sp.).
7: Moreno and Templado (1998, as *Philine* sp.).
10: Ortea *et al.* (2003).

Genus *Laona* A. Adams, 1865

***Laona pruinosa* (Clark, 1837)**

3: Nordsieck (1972).

Family Philinoglossidae Hoffmann, 1833

Genus *Philinoglossa* Hertling, 1932

***Philinoglossa helgolandica* Hertling, 1932**

2: Urgorri and Besteiro (1983).

Family Gastropteridae Swainson, 1840

Genus *Gastropteron* Koose, 1813

***Gastropteron rubrum* (Rafinesque, 1814)**

1: Bouchet (1975), Ortea (1977c).
2: Ros (1975).
3: García-Gómez *et al.* (1991), Macedo, Macedo and Borges (1999).
4: Templado *et al.* (1993b).
5: Templado *et al.* (1993b).
7: Ávila Escartín (1993), Templado *et al.* (2002).
8: Ávila Escartín (1993).
9: Ávila Escartín (1993), Ballesteros and Templado (1996).
All records except that of Bouchet (1975) are referred to *G. meckeli*.

Family Aglajidae Renier, 1807

Genus *Aglaja* Renier, 1807

***Aglaja tricolorata* Renier, 1807**

4: Martínez *et al.* (1993), Cervera (unpubl. data).
6: Moreno and Templado (1998), Sánchez Tocino, Ocaña and García (2000a), Ocaña *et al.* (2000), Wirtz and Debelius (2003, as *Aglaja*).
7: Marín and Ros (1987).
10: Ortea and Moro (1998b), Ortea *et al.* (2001), Moro *et al.* (2003).

Genus *Chelidonura* A. Adams, 1850

***Chelidonura africana* Pruvot-Fol, 1953 ⁽¹⁸⁾**

3: Gavaia *et al.* (2004).
5: García-Gómez and García (1984b).
6: Ballesteros *et al.* (1986, as *C. italica*).
7: Templado, Talavera and Murillo (1983), Templado *et al.* (2002), Marín and Ros (1987), Martínez *et al.* (1993, as *C. italica*), García Raso *et al.* (1992, as *C. italica*).
10: Ortea, Moro and Espinosa (1996), Ortea *et al.* (2001), Martínez, Malaquias and Cervera (2002), Moro *et al.* (2003).
11: Malaquias *et al.* (2001), Malaquias, Martínez and Abreu (2002), Martínez, Malaquias and Cervera (2002).

***Chelidonura leopoldoi* Ortea, Moro and Espinosa, 1996**

10: Ortea, Moro and Espinosa (1996), Ortea *et al.* (2001), Moro *et al.* (2003).

Genus *Odontoaglaja* Rudman, 1978

***Odontoaglaja sabadiega* (Ortea, Moro and Espinosa, 1996) ⁽¹⁹⁾**

10: Moro *et al.* (2003), Ortea, Moro and Espinosa (2003).
11: Ortea, Moro and Espinosa (1996, as *Chelidonura*).

Genus *Melanochlamys* Cheeseman, 1881

***Melanochlamys maderense* (Watson, 1897)**

10: Ortea and Moro (1998b), Ortea *et al.* (2001), Moro *et al.* (2003).
11: Watson (1897, as *Doridium maderense*), Nobre (1937, as *D. maderense*), Nordsieck and García-Talavera (1979, as *Philine maderense*), Gosliner (1980), Ortea and Moro (1998a), Malaquias (2004).

***Melanochlamys wildpretti* Ortea, Bacallado and Moro, 2003**

10: Ortea, Bacallado and Moro (2003).

Genus *Philinopsis* Pease, 1860

***Philinopsis depicta* (Renier, 1807) ⁽²⁰⁾**

- 3: Calado (unpubl. data).
- 4: Templado *et al.* (1993b).
- 6: Moreno and Templado (1998), Sánchez Tocino, Ocaña and García (2000a), Ocaña *et al.* (2000).
- 7: Marín and Ros (1987, as *Aglaja*), Martínez *et al.* (1993).
- 8: Ros (1975, as *Doridium carnosum*), Moreno and Templado (1998).
- 10: Ortea and Moro (1998b), Ortea *et al.* (2001), Moro *et al.* (2003).

Aglajidae incerta sedis

***Doridium ? laurentianum* Watson, 1897 ⁽²¹⁾**

- 11: Watson (1897), Malaquias, Martínez and Abreu (2002, as *Aglaja*), Malaquias (2004).

Family Runcinidae H. and A. Adams, 1854

Genus *Runcina* Forbes and Hanley, 1853

***Runcina coronata* (Quatrefages, 1844) ⁽²²⁾**

- 1: Ortea (1977c), Ballesteros and Ortea (1981).
- 2: Ballesteros and Ortea (1981), Urgorri and Besteiro (1983).
- 3: Calado *et al.* (1999, 2005).
- 4: García-Gómez, *et al.* (1986, as *R. aurata*), Templado *et al.* (1993a).
- 5: García-Gómez *et al.* (1989), Cervera, García-Gómez and García (1991), Sánchez-Moyano *et al.* (2000).
- 6: Luque (1983, 1986), García-Gómez *et al.* (1989, as *R. aurata*), Salas and Hergueta (1986, 1987).
- 7: Templado (1982b, 1983, 1984), Marín and Ros (1987).
- 12: Gosliner (1990), Mikkelsen (1995), Ávila (2000) (all these authors refer to this species as *R. aurata* García *et al.*, 1986 which is a junior synonym of *R. coronata*. For a discussion see Cervera, García-Gómez and García (1991: 200-201) and Malaquias (2001).

***Runcina ornata* (Quatrefages, 1844) ⁽²³⁾**

- 5: García *et al.* (1986, as *R. coronata*), Cervera, García-Gómez and García (1991).
- 10: Malaquias and Calado (1997), Malaquias, Martínez and Abreu (2002).

***Runcina capreensis* Mazarelli, 1892 ⁽²⁴⁾**

- 6: Ballesteros *et al.* (1986, as *R. cf. capreensis*).

- 7: Templado, Talavera and Murillo (1983, as *R. cf. capreensis*), Marín and Ros (1987a), García Raso *et al.* (1992).

- 8: Ballesteros and Ortea (1981).

***Runcina africana* Pruvot-Fol, 1953**

- 5: Cervera, García-Gómez and García (1991).
- 10: Ortea *et al.* (2001), Moro *et al.* (2003).

***Runcina ferruginea* Kress, 1977**

- 1: Ortea and Moro (1999).
- 2: Ortea and Urgorri (1981b), Fernández-Ovies (1983).
- 3: García-Gómez *et al.* (1991), Calado *et al.* (1999), Ortea and Moro (1999).
- 5: García-Gómez *et al.* (1989), Cervera, García-Gómez and García (1991), Sánchez-Moyano *et al.* (2000).
- 7: Marín and Ros (1987).

***Runcina adriatica* Thompson, 1980 ⁽²⁵⁾**

- 10: Malaquias and Calado (1997), Ortea *et al.* (2001), Moro *et al.* (2003).
- 12: Gosliner (1990), Mikkelsen (1995), Ávila (2000), Malaquias (2001), Ávila *et al.* (in press, as *R. cf. adriatica*).

***Runcina fulcifforme* Ortea, Rodríguez and Valdés, 1990**

- 10: Ortea, Bacallado and Pérez Sánchez (1990), Ortea *et al.* (2001, 2003), Moro *et al.* (2003), Ortea *et al.* (2003).

***Runcina paupera* Ortea, Rodríguez and Valdés, 1990**

- 10: Ortea *et al.* (2001), Moro *et al.* (2003).

***Runcina macrodenticulata* García, García-Gómez and López de la Cuadra, 1990 ⁽²³⁾**

- 5: García, García-Gómez and López de la Cuadra (1990), Cervera, García-Gómez and García (1991).

***Runcina bahiensis* Cervera, García-Gómez and García, 1991**

- 5: Cervera, García-Gómez and García (1991), Sánchez-Moyano *et al.* (2000), Templado *et al.* (1993a).

***Runcina genciana* Ortea and Nicieza, 1999**

- 10: Ortea and Nicieza (1999), Ortea *et al.* (2001), Moro *et al.* (2003).

***Runcina hidalgoensis* Ortea and Moro, 1999**

- 10: Ortea and Moro (1999), Ortea *et al.* (2001), Moro *et al.* (2003).

12: Gosliner (1990), Mikkelsen (1995), Ávila (2000) (all these authors referred to this species as *Runcina* sp.), Ortea and Moro (1999), Malaquias (2001).

***Runcina medanensis* Ortea and Moro, 1999**

10: Ortea and Moro (1999), Ortea *et al.* (2001), Moro *et al.* (2003).

***Runcina palominoi* Ortea and Moro, 1999**

10: Ortea and Moro (1999), Ortea *et al.* (2001), Moro *et al.* (2003).

Family Bullidae Lamarck, 1801 ⁽²⁶⁾

Genus *Bulla* Linnaeus, 1758

***Bulla striata* Bruguière, 1792** ⁽²⁷⁾

- 2: Ortea (1977c).
 3: De Oliveira (1895), Hidalgo (1917), Nobre (1938-40), Ferreira (1966, as *Bullaria*), Silvestre, Baptista and Jorge (1979), Silvestre and Baptista (1980), Calvario (1986, 1995), Macedo, Macedo and Borges (1999), Muzavor and Morenito (1999), Malaquias and Morenito (2000).
 4: Hidalgo (1917), Álvarez Orive (1994).
 5: Hidalgo (1917), Nordsieck (1972, as *B. dactylis*), García-Gómez (1982), Aartsen, Menkhorst and Gittenberger (1984), Rueda, Salas and Gofas (2000).
 6: Hidalgo (1917), Sierra, García and Lloris (1978), Luque (1983, 1986), Ballesteros *et al.* (1986), Sánchez Tocino, Ocaña and García (2000a), Ocaña *et al.* (2000).
 7: Hidalgo (1917), Templado (1982b, 1983), García Raso *et al.* (1992), Álvarez Orive (1994), Murillo and Templado (1998).
 8: Hidalgo (1917), Altimira (1976, 1977b).
 9: Altimira (1972), Nordsieck (1972), Ros (1975), Luque and Templado (1981), Altaba (1993).
 10: Nordsieck (1972), Nordsieck and García-Talavera (1979) (all these authors referred to this species either as *B. occidentalis*, *B. mabillei* cf. *dactylis* or *B. adansonii*), Ortea *et al.* (2001), Moro *et al.* (2003).
 11: Nordsieck (1972, as *Bulla dactylis* Menke, 1853).
 12: Drouët (1858), Dautzenberg (1889), Rush (1891), Nordsieck (1972), García-Talavera (1983), Mikkelsen (1995), Ávila *et al.* (1998), Ávila (2000), Malaquias (2001).

***Bulla amygdala* Dillwyn, 1816**

3: Macedo, Macedo and Borges (1999).

10: Nordsieck and García-Talavera (1979), Ortea *et al.* (2001), Moro *et al.* (2003), Wirtz and Debelius (2003).

11: Wirtz and Debelius (2003).

***Bulla semilaevis* Seguenza, 1879** ⁽²⁸⁾

- 3: Locard (1897, as *B. guernei*), Nordsieck (1972, bathyal), Bouchet (1975, as *Roxania ? semilaevis*).
 12: Watson (1886, as *Bulla*), Dautzenberg (1889, as *Bulla guernei* and also as *Bulla semilaevis*), Dautzenberg and Fischer (1896, 1897 as *Bulla guernei*), Nordsieck (1972, as *Bulla (Leucophysena)*), Mikkelsen (1995, as "*Bulla*" *semilaevis*), Malaquias (2001).

***Bulla mabillei* Locard, 1896**

- 10: Odhner (1931), Nordsieck (1972), Talavera (1978), Nordsieck and García-Talavera (1979), Ortea *et al.* (2001), Pérez Sánchez and Moreno (1990), Malaquias and Calado (1997), Malaquias (2000, as *B. amygdala*), Malaquias, Martínez and Abreu (2002), Moro *et al.* (2003).
 11: Watson (1897, as *Bulla punctata* A. Adams, 1868), Nobre (1937, as *B. punctata*), Nordsieck (1972), Nordsieck and García-Talavera (1979), Malaquias, Martínez and Abreu (2002).

***Bulla millepunctata* Locard, 1897**

- 1: Nordsieck (1972).
 3: Nordsieck (1972).

Family Haminoeidae Pilsbry, 1895

Genus *Haminoea* Turton and Kingston, 1830

***Haminoea hydatis* (Linnaeus, 1758)** ⁽²⁹⁾

- 2: Hernández and Jiménez (1972), Rolán (1983).
 3: De Oliveira (1895, as *Bulla hydatis*), Ferreira (1966), Silvestre, Baptista and Jorge (1979), Silvestre and Baptista (1980), Calvário (1986), Reis *et al.* (1986), Santos, Castro and Raimundo (1986), García-Gómez *et al.* (1991), Gamito (1994), Muzavor and Morenito (1999).
 4: Cervera and García-Gómez (1986).
 5: García-Gómez (1982), Aartsen, Menkhorst and Gittenberger (1984).
 6: Luque (1983, 1986), Salas and Luque (1986), Álvarez Orive (1994), Peñas *et al.* (in press).
 7: Acuña (1981), Templado (1982b, 1983, 1984), Murillo and Talavera (1983), Olmo and Ros (1984), Talavera, Murillo and Templado (1987), Templado *et al.* (2002), Marín and Ros (1987), García Raso *et al.* (1992), Álvarez Orive (1994).

- 8: Maluquer (1904, 1907), De Chia (1911-13), De Sama (1916), Altimira (1976), Altimira, Huelin and Ros (1981), Huelin and Ros (1984).
 9: Altimira (1972), Nordsieck (1972), Gasull and Cuerda (1974), Ballesteros, Álvarez and Mateo (1986, and also as *H. cymoelium*).
 10: Nordsieck and García-Talavera (1979), Ortea *et al.* (2001), Talavera (1978), Malaquias and Calado (1997), Malaquias, Martínez and Abreu (2002), Moro *et al.* (2003).
 11: Watson (1897, as *Bulla (Haminea) hydatis*), Nobre (1937, as *Haminea hydatis*), Nordsieck and García-Talavera (1979, as *Haminaea hydatis*).
 12: García-Talavera (1983), Mikkelsen (1995), Ávila *et al.* (1998, as *H. cf. hydatis*), Ávila (2000), Malaquias (2001).

***Haminoea navicula* (Da Costa, 1778) ⁽³⁰⁾**

- 1: Ortea (1975-76, 1977c).
 2: Cadée (1968), Ortea (1977c), Rolán (1983), Urgorri and Besteiro (1983).
 3: De Oliveira (1895), Nobre (1936), Machado and Fonseca (1997), Malaquias (2003), Malaquias and Cervera (in press).
 6: Peñas *et al.* (in press).
 7: Templado, Talavera and Murillo (1983), Murillo and Talavera (1983), Olmo and Ros (1984), Talavera, Murillo and Templado (1987).
 8: Maluquer (1904, 1907), De Chia (1911-13), Ros and Altimira (1977).

***Haminoea orbignyana* (Férussac, 1822)**

- 2: Rolán (1983), Álvarez Orive (1994).
 3: Hidalgo (1917, as *H. elegans*), Nobre (1938-40, as *H. elegans*), Malaquias (2003), Malaquias *et al.* (2004), Malaquias and Sprung (in press), Malaquias and Cervera (in press).
 4: Álvarez Orive (1994).
 6: Ballesteros *et al.* (1986).
 7: Murillo and Talavera (1983), Templado, Talavera and Murillo (1983), Olmo and Ros (1984), Talavera, Murillo and Templado (1987), García Raso *et al.* (1992), Álvarez Orive (1994).
 8: Ballesteros (1984a, as *H. navicula*).
 9: Gasull and Cuerda (1974).
 10: Nordsieck (1972), Nordsieck and García-Talavera (1979), Ortea *et al.* (2001), Moro *et al.* (2003).

***Haminoea elegans* Leach, 1852 ⁽³¹⁾**

- 10: Ortea *et al.* (2001), Moro *et al.* (2003).

***Haminoea ortei* Talavera, Murillo and Templado, 1987**

- 6: Ballesteros *et al.* (1986).
 7: Talavera, Murillo and Templado (1987), García Raso *et al.* (1992), Templado *et al.* (1993a), Álvarez Orive (1994).
 10: Malaquias and Calado (1997, as *H. cf. ortei*), Ortea *et al.* (2001, 2003), Malaquias, Martínez and Abreu (2002), Moro *et al.* (2003), Wirtz and Debelius (2003).
 12: Mikkelsen (1995), Morton *et al.* (1998), Ávila *et al.* (1998), Ávila (2000), Malaquias (2001), Wirtz and Debelius (2003).

***Haminoea callidegenita* Gibson and Chia, 1989**

- 1: Álvarez *et al.* (1993), Álvarez Orive (1994).
 2: Álvarez *et al.* (1993), Álvarez Orive (1994).
 4: Cervera (unpubl. data).
 5: Álvarez Orive (1994).

***Haminoea templadoi* García, Pérez-Hurtado and García-Gómez, 1991**

- 4: García, Pérez Hurtado and García-Gómez (1991), Templado *et al.* (1993a).

***Haminoea exigua* Schaefer, 1992**

- 5: Sánchez-Moyano *et al.* (2000), Templado *et al.* (1993a).
 7: Schaefer (1992), Templado *et al.* (1993a).

Genus *Atys* Montfort, 1810

***Atys blainwilliana* (Récluz, 1843)**

- 7: Marín and Ros (1987).
 8: De Sama (1916).
 9: Nordsieck (1972).

***Atys jeffreysi* (Weinkauff, 1866)**

- 5: Aartsen, Menkhorst and Gittenberger (1984).
 6: Peñas *et al.* (in press).
 7: Marín and Ros (1987).
 8: Altimira (1977b).
 9: Nordsieck (1972), Gasull and Cuerda (1974), Altaba and Traveset (1985).
 10: Ortea *et al.* (2001), Moro *et al.* (2003).
 11: Nobre (1889, 1937, as *Roxaniella jeffreysi*), Watson (1897), Nordsieck and García-Talavera (1979, as *A. (Roxaniella) jeffreysi*).

***Atys macandrewi* Smith, 1872**

- 10: Odhner (1931), Nordsieck (1972), Nordsieck and García-Talavera (1979), Ortea *et al.* (2001),

Talavera (1978), Malaquias and Calado (1997), Malaquias, Martínez and Abreu (2002), Rodríguez *et al.* (2003).

- 11: Nordsieck (1972, as *A. Limulatys macandrewi*), Malaquias, Martínez and Abreu (2002).
 12: Marcus (1970), Nordsieck (1972, as *Atys (Limulatys)*), García-Talavera (1983), Mikkelsen (1995), Ávila (2000), Malaquias (2001).

Genus *Weinkauffia* Monterosato, 1884

***Weinkauffia turgidula* (Forbes, 1843)**

- 3: Nordsieck (1972).
 6: Templado and Moreno (1998).
 7: Templado *et al.* (2002).
 10: Odhner (1931, as *Atys*), Nordsieck (1972), Ortea *et al.* (2001), Moro *et al.* (2003).
 11: Watson (1897, as *Scaphander (Weinkauffia) diaphana*), Nobre (1937, as *Scaphander (Weinkauffia) diaphana*), Nordsieck and García-Talavera (1979, as *Weinkauffia semistriata*), Malaquias *et al.* (2001, as *Scaphander (Weinkauffia) diaphana*).

Genus *Cylichnium* Dall, 1908⁽³²⁾

***Cylichnium africanum* (Locard, 1897)**

- 1: Locard (1897, as *Cylichna fischeri*), Bouchet (1975, bathyal).

***Cylichnium oliviforme* (Watson, 1883)**

- 2: Fechter (1979) (bathyal).
 12: Watson (1883, 1886, both as *Utriculus*), Dautzenberg (1889, as *Tornatina*), Dautzenberg and Fischer (1896, 1897, both as *Utriculus*), Nordsieck (1972), Mikkelsen (1995, as *Cylichna oliviformis*), Malaquias (2001, as *Cylichna oliviformis*).

Haminoeidae incerta sedis

***Weinkauffia ? semistriata* (Réquien, 1848)⁽³³⁾**

- 3: Nordsieck (1972).
 7: Hidalgo (1917, as *Atys diaphana*), Templado (1984).
 9: Templado (1982a).
 10: Nordsieck (1972), Nordsieck and García-Talavera (1979), Ortea *et al.* (2001), Moro *et al.* (2003).

Order ANASPIDEA Fischer, 1883

Family Akeridae Odhner, 1922⁽³⁴⁾

Genus *Akera* Müller, 1776

***Akera bullata* Müller, 1776**

- 1: Hidalgo (1917), Ortea (1975-76, 1977c), Lastra *et al.* (1988), Ávila Escartín (1993), Martínez Cueto-Felgueroso (1995).
 2: Hidalgo (1917), Cadee (1968), Hernández and Jiménez (1972), Rolán (1983), Urgorri and Besteiro (1983).
 3: De Oliveira (1895), Hidalgo (1917), Nobre (1936), Machado and Fonseca (1997).
 6: Moreno and Templado (1998).
 7: Templado, Talavera and Murillo (1983), Olmo and Ros (1984).
 8: Altimira (1977b).
 9: Ballesteros and Templado (1996).
 10: Ortea *et al.* (2001), Moro *et al.* (2003).
 11: Watson (1897, as *Acera bullata*), Nobre (1937, as *Acera bullata*), Ledoyer (1967, as *Acera bullata*).
 12: Nobre (1924), Ávila (2000), Malaquias (2001).

Family Aplysiidae Lamarck, 1809

Genus *Aplysia* Linnaeus, 1767

***Aplysia depilans* Gmelin, 1791**

- 1: Hidalgo (1917), Ortea (1977c), Martínez Cueto-Felgueroso (1995).
 2: Hidalgo (1917), Ros (1975), Ortea (1977c), Rolán (1983), Urgorri and Besteiro (1983).
 3: De Oliveira (1895), Hidalgo (1917), Nobre (1936), Saldanha (1974), Silvestre, Baptista and Jorge (1979), Silvestre and Baptista (1980), Martínez Cueto-Felgueroso (1995), Calado *et al.* (1999, 2004), Malaquias and Morenito (2000).
 5: García-Gómez (1982).
 6: Ros (1975), Martínez Cueto-Felgueroso (1995).
 7: Hidalgo (1917), Templado, Talavera and Murillo (1983), Ramos (1985), Ballesteros *et al.* (1986), Marín and Ros (1987a), Martínez Cueto-Felgueroso (1995).
 8: Hidalgo (1917), Altimira (1975, 1976), Ros (1975), Altimira, Huelin and Ros (1981), Huelin and Ros (1984).
 9: Hidalgo (1917), Ros (1981b), Ballesteros (1998).
 10: Altimira and Ros (1979), Nordsieck and García-Talavera (1979), Ortea and Martínez (1991), Martínez Cueto-Felgueroso (1995), Malaquias and Calado (1997), Ortea *et al.* (2001, 2003), Moro *et al.* (2003).

- 11: Watson (1897), Eales (1957, 1960), Nordsieck and Talavera (1979), Wirtz (1999), Wirtz and Debelius (2003).
 12: Azevedo and Gofas (1990, as *Aplysia* sp), Wirtz (1998), Ávila *et al.* (1998), Ávila (2000), Malaquias (2001).

***Aplysia fasciata* Poiret, 1789**

- 1: Hidalgo (1917, as *A. leporina*), Ortea (1975-76, 1977c), Ávila Escartín (1993), Martínez Cueto-Felgueroso (1995), Martínez and Ortea (2002).
 2: Rolán (1983).
 3: Oliveira (1895, as *A. limacina*), Hidalgo (1917), Nobre (1936), Silvestre, Baptista and Jorge (1979), Silvestre and Baptista (1980), García-Gómez *et al.* (1991), Muzavor and Morenito (1999), Malaquias and Morenito (2000), Calado *et al.* (2004).
 4: Cervera (unpubl. data).
 5: García-Gómez (1982), Rueda, Salas and Gofas (2000).
 6: Luque (1983, 1986), Schick (1998), Sánchez Tocino, Ocaña and García (2000a), Ocaña *et al.* (2000).
 7: Hidalgo (1917), Templado, Talavera and Murillo (1983), Templado *et al.* (2002), Ballesteros *et al.* (1986), Marín and Ros (1987a).
 8: Maluquer (1904,1907), Ros (1975).
 9: Hidalgo (1917).
 10: Odhner (1931), Eales (1957), Ortea and Martínez (1991), Malaquias and Calado (1997), Ortea *et al.* (2001), Moro *et al.* (2003), Wirtz and Debelius (2003).
 11: Nordsieck and Talavera (1979), Wirtz (1999), Wirtz and Debelius (2003).
 12: Wirtz and Martins (1993), Ávila and Azevedo (1997), Wirtz (1998), Ávila (2000), Malaquias (2001), Wirtz and Debelius (2003).

***Aplysia punctata* Cuvier, 1803**

- 1: Hidalgo (1917), Ros (1975), Ortea (1977c), Martínez Cueto-Felgueroso (1995).
 2: Hidalgo (1917), Ros (1975), Niell (1977), Ortea (1977c), Rolán (1983), Urgorri and Besteiro (1983), Trigo and Otero (1987), Martínez Cueto-Felgueroso (1995).
 3: De Oliveira (1895), Nobre (1938-40), Marques *et al.* (1982), García-Gómez *et al.* (1991), Calado *et al.* (2004).
 4: Cervera and García-Gómez (1986), Templado *et al.* (1993b).
 5: García-Gómez (1982), García-Gómez *et al.* (1989), Sánchez-Moyano *et al.* (2000).

- 6: Luque (1983, 1986), Ballesteros *et al.* (1986), Salas and Luque (1986), Schick (1998), Sánchez Tocino, Ocaña and García (2000a), Ocaña *et al.* (2000), Peñas *et al.* (in press).
 7: Hidalgo (1917), Templado (1982b, 1983, 1984), Ballesteros *et al.* (1986), Marín and Ros (1987a), Templado *et al.* (2002).
 8: Hidalgo (1917), Altimira (1975, 1976, as *A. rosea*), Altimira (1980), Ros (1975), Ros and Altimira (1977), Ballesteros (1978), Altimira, Huelin and Ros (1981), Bibiloni (1981), Huelin and Ros (1984).
 9: Hidalgo (1919), Ros (1975), Templado (1982a), Ballesteros, Álvarez and Mateo (1986), Altaba (1993).
 10: Odhner (1931, as *A. rosea*), Eales (1957), Nordsieck (1972), Ortea and Martínez (1991), Ortea *et al.* (2001), Moro *et al.* (2003).
 11: Watson (1897), Nobre (1937), Nordsieck and Talavera (1979), Wirtz (1999).
 12: Simroth (1888), Ávila and Azevedo (1997), Wirtz (1998), Morton *et al.* (1998), Ávila *et al.* (1998), Ávila (2000), Malaquias (2001).

***Aplysia dactylomela* Rang, 1828**

- 10: Odhner (1931), Eales (1957), Nordsieck (1972), Ros (1975), Nordsieck and García-Talavera (1979), Pérez-Sánchez and Moreno (1990), Ortea and Martínez (1991), Martínez Cueto-Felgueroso (1995), Malaquias and Calado (1997), Malaquias (2000), Ortea *et al.* (2001, 2003), Moro *et al.* (2003).
 11: Watson (1897, as *A. ocellata*), Nobre (1937, as *A. ocellata*), Wirtz (1995b, 1999), Wirtz and Debelius (2003).

***Aplysia juliana* Quoy and Gaimard, 1832**

- 10: Martínez, Ortea and Pérez-Sánchez (1991), Ortea and Martínez (1991), Ortea *et al.* (2001), Moro *et al.* (2003).

***Aplysia morio* Verrill, 1901**

- 10: Ortea *et al.* (2001), Moro *et al.* (2003).

***Aplysia parvula* Guilding in Mörch, 1863 (35)**

- 1: Ortea (pers. comm.), Martínez Cueto-Felgueroso (1995).
 2: Martínez Cueto-Felgueroso (1995).
 3: Eales (1957a), García-Gómez *et al.* (1991), Calado *et al.* (1999, 2004).
 4: Martínez Cueto-Felgueroso (1995), Templado *et al.* (1993b).

- 5: García-Gómez *et al.* (1989), Sánchez-Moyano *et al.* (2000).
 6: Ballesteros and Templado (1987), Martínez Cueto-Felgueroso (1995), Sánchez Tocino, Ocaña and García (2000a), Ocaña *et al.* (2000), Peñas *et al.* (in press).
 7: Ballesteros and Templado (1987), Templado, Talavera and Murillo (1987), Templado *et al.* (2002).
 8: Ballesteros and Templado (1987), Martínez Cueto-Felgueroso (1995).
 9: Ballesteros, Álvarez and Mateo (1986).
 10: Malaquias and Calado (1997), Ortea *et al.* (2001), Moro *et al.* (2003).
 11: Wirtz (1999), Eales (1957a, 1960), Malaquias *et al.* (2001).
 12: Eales (1960), Wirtz (1998), Ávila *et al.* (1998), Malaquias (2001), Wirtz and Debelius (2003).

Genus *Bursatella* De Blainville, 1817

***Bursatella leachi* De Blainville, 1817**

- 9: Oliver and Terrasa (2004).

Family Dolabriferidae Pilsbry, 1895

Genus *Petalifera* Gray 1847

***Petalifera petalifera* (Rang, 1828)**

- 3: De Oliveira (1895, as *Phyllaplysia depressa*), Nobre (1936, as *P. paulinoi*), Silvestre, Baptista and Jorge (1979, as *P. paulinoi*).
 6: Templado, Luque and Moreno (1988), Ocaña *et al.* (2000).
 7: Templado (1982b, 1983, 1984, as *Phyllaplysia depressa*), Marín and Ros (1987a, as *P. depressa*), Templado, Luque and Moreno (1988), Martínez Cueto-Felgueroso (1995), Martínez (1996).
 8: Hidalgo (1917, as *Petalifera virescens*), Huelin and Ros (1984, as *P. lafonti*).
 9: Ros (1981b, as *Petalifera lafonti*), Martínez Cueto-Felgueroso (1995), Martínez (1996).
 10: Ortea and Martínez (1991), Martínez Cueto-Felgueroso (1995), Malaquias and Calado (1997), Ortea *et al.* (2001), Moro *et al.* (2003).
 11: Wirtz (pers. comm.).

***Petalifera ramosa* Baba, 1959⁽³⁶⁾**

- 10: Ortea and Martínez (1991), Martínez Cueto-Felgueroso (1995), Malaquias and Calado (1997), Ortea *et al.* (2001, 2003), Moro *et al.* (2003).

Genus *Dolabrifera* Gray, 1847

***Dolabrifera dolabrifera* (Cuvier, 1817)**

- 10: Martínez Cueto-Felgueroso (1995), Malaquias and Calado (1997), Ortea *et al.* (2001, 2003), Moro *et al.* (2003).
 11: Ledoyer (1967, as ? *Phyllaplysia depressa*), Wirtz (1995a,b), Malaquias and Cervera (unpubl. data).

Family Notarchidae Eales and Engel, 1935

Genus *Notarchus* Cuvier, 1817

***Notarchus punctatus* Philippi, 1836**

- 8: Ros (1975).
 10: Ortea *et al.* (2001), Moro *et al.* (2003).

Genus *Stylocheilus* Gould, 1852

***Stylocheilus striatus* (Quoy and Gaimard, 1832)**

- 10: Malaquias and Calado (1997, as *S. longicauda*), Wirtz and Debelius (2003).
 11: Wirtz (pers. comm.).
 12: Wirtz and Debelius (2003).

Order ACOCHLIDIOMORPHA Salvini-Plawen, 1983

Family Hedylopsidae Odhner, 1952

Genus *Hedylopsis* Thiele, 1931

***Hedylopsis spiculifera* (Kowalevsky, 1901)**

- 2: Urgorri and Besteiro (1983), Arnaud *et al.* (1986).
 3: Calado *et al.* (1999).
 7: Salvini-Plawen and Templado (1990).
 11: Fonseca, Guerreiro and Gil (1995).

Family Asperinidae Rankin, 1979

Genus *Asperina* Rankin, 1979

***Asperina loricata* (Swedmark, 1968)**

- 2: Arnaud *et al.* (1986).

Family Microhedyliidae Hertling, 1930

Genus *Unela* Marcus, 1953

***Unela glandulifera* (Kowalevsky, 1901)**

- 2: Urgorri and Besteiro (1983, as *Unela odhneri*), Arnaud *et al.* (1986).

7: Salvini-Plawen and Templado (1990).

Genus *Pontohedyle* Golikov and Starobogatov, 1972

***Pontohedyle milaschewitchii* (Kowalevsky, 1901)**

2: Salvini-Plawen (pers. comm.).

6: Salvini-Plawen and Templado (1990).

7: Salvini-Plawen and Templado (1990).

Order THECOSOMATA Blainville, 1824

Suborder EUTHECOSOMATA Meisenheimer, 1905

Family Cavoliniidae D'Orbigny, 1842

Genus *Cavolinia* Abildgaard, 1791

***Cavolinia tridentata* (Förskal, 1775)**

3: Nobre (1938-40).

6: Rampal (1968).

7: Hidalgo (1917).

8: Hidalgo (1917).

9: Hidalgo (1917).

10: Odhner (1931), Ortea *et al.* (2001), Moro *et al.* (2003).

***Cavolinia inflexa* (Lesueur, 1813)**

1: Rampal (2002).

2: Vayssière (1915), Rolán (1983), Urgorri and Besteiro (1983).

3: Locard (1897, as *C. trispinosa*), Nobre (1938-40, bathyal), Rampal (2002).

6: Rampal (1968), Templado *et al.* (1986), Peñas *et al.* (in press).

7: Hidalgo (1917), Vives (1966).

8: Tomás (1909), De Chia (1911-1913), Altimira (1977b).

9: Hidalgo (1914), Rampal (1963), Altimira (1972b).

10: Odhner (1931), Hernández *et al.* (1991), Lozano-Soldevilla and Hernández (1991), Hernández and Jiménez (1992), Hernández, Jiménez and Silva (1997a, 1997b), Ortea *et al.* (2001), Moro *et al.* (2003).

***Cavolinia uncinata* (Rang, 1829)**

8: Ballesteros (unpubl. data).

10: Lozano-Soldevilla and Hernández (1991), Ortea *et al.* (2001), Moro *et al.* (2003)

***Cavolinia flava* (D'Orbigny, 1836)** ⁽³⁷⁾

5: Hidalgo (1917), Rampal (2002).

6: Rampal (1968, 2002).

8: Hidalgo (1917).

10: Odhner (1931), Ortea *et al.* (2001), Rampal (2002), Moro *et al.* (2003).

11: Rampal (2002).

All records except those of Rampal (2002) are referred to *C. gibbosa*.

***Cavolinia globulosa* Rang, 1845**

10: Odhner (1931), Ortea *et al.* (2001), Moro *et al.* (2003).

Genus *Diacria* Gray, 1847

***Diacria quadridentata* (Lesueur, 1821)**

6: Rampal (1968).

10: Lozano-Soldevilla and Hernández (1991), Ortea *et al.* (2001), Moro *et al.* (2003).

***Diacria trispinosa* (Lesueur, 1821)** ⁽³⁸⁾

2: Vayssière (1915), Rolán (1983), Urgorri and Besteiro (1983).

3: Hidalgo (1917), Locard (1897, as *Cavolinia trispinosa*, bathyal), Nobre (1938-40), Rampal (2002).

5: Hidalgo (1917).

6: Rampal (1968, 2002), Templado *et al.* (1986), Peñas *et al.* (in press).

7: Vives (1966).

10: Odhner (1932), Hernández *et al.* (1991), Hernández, Ferrandis and Lozano Soldevilla (1993), Lozano-Soldevilla and Hernández (1991), Ortea *et al.* (2001), Moro *et al.* (2003).

***Diacria atlantica* Dupont in Bontes and Van der Spoel, 1998**

12: Bontes and Van der Spoel (1998).

***Diacria rubecula* Bontes and Van der Spoel, 1998**

10: Bontes and Van der Spoel (1998).

12: Bontes and Van der Spoel (1998).

Genus *Clio* Linnaeus, 1767

***Clio pyramidata* Linnaeus, 1767**

2: Hidalgo (1917, as *Cleodora*), Rolán (1983), Urgorri and Besteiro (1983).

3: Locard (1897, bathyal), Hidalgo (1917).

5: Hidalgo (1917).

6: Rampal (1968, 2002), Vives, Santamaría and Trepát (1975), Templado *et al.* (1986), Sánchez-Moyano *et al.* (2000), Peñas *et al.* (in press).

- 8: Hidalgo (1917).
 9: Rampal (2002).
 10: Odhner (1931), Hernández *et al.* (1991), Lozano-Soldevilla and Hernández (1991), Hernández and Jiménez (1992), Hernández, Jiménez and Silva (1997a,b), Ortea *et al.* (2001), Moro *et al.* (2003).

***Clio cuspidata* (Bosc, 1802)**

- 3: Hidalgo (1917, as *Cleodora*), McAndrew (1850, in Nobre 1938-40, as *Cleodora*).
 5: Vives, Santamaría and Trepal (1975, as *Euclio*).
 6: Rampal (1968, as *Euclio*), Peñas *et al.* (in press).
 7: Hidalgo (1917).
 10: Lozano-Soldevilla and Hernández (1991), Ortea *et al.* (2001), Moro *et al.* (2003).

***Clio recurva* (Children, 1823)**

- 1: Hidalgo (1917, as *Cleodora balantrium*).

***Clio polita* (Pelseneer, 1887)**

- 10: Lozano-Soldevilla and Hernández (1991), Hernández and Jiménez (1992), Hernández, Jiménez and Silva (1997a,b), Ortea *et al.* (2001), Moro *et al.* (2003).

Genus *Creseis* Rang, 1828***Creseis acicula* Rang, 1828**

- 2: Cadée (1968).
 5: Hidalgo (1917), Vives, Santamaría and Trepal (1975).
 6: Rampal (1968, 2002), Peñas *et al.* (in press).
 7: Hidalgo (1917), Vives (1966).
 8: Hidalgo (1917).
 9: Rampal (1963).
 10: Hernández *et al.* (1991), Hernández and Jiménez (1993), Hernández, Ferrandis and Lozano Soldevilla (1993), Hernández, Jiménez and Silva (1997a,b), Ortea *et al.* (2001), Moro *et al.* (2003).
 12: Rampal (2002).

***Creseis conica* Eschscholtz, 1829⁽³⁹⁾**

- 2: Rolán (1983), Rampal (2002).
 3: Rampal (2002).
 6: Rampal (1968, 2002).
 9: Rampal (1963).
 10: Hernández, Ferrandis and Lozano Soldevilla (1993), Ortea *et al.* (2001), Moro *et al.* (2003).
 12: Rampal (2002).
 All records except those of Rampal (2002) as *C. virgula* Rang, 1828.

Genus *Hyalocylis* Folin, 1875***Hyalocylis striata* (Rang, 1828)**

- 6: Rampal (1966).
 10: Lozano-Soldevilla and Hernández (1991), Hernández and Jiménez (1992), Hernández, Jiménez and Silva (1997a,b), Ortea *et al.* (2001), Moro *et al.* (2003).

Genus *Styliola* Blainville, 1827***Styliola subula* (Quoy and Gaimard, 1827)**

- 3: Locard (1897, as *S. subulata*, batthyal).
 6: Rampal (1968), Sánchez-Moyano *et al.* (2000).
 7: Hidalgo (1917).
 8: Ros (1976a).
 9: Locard (1868), Rampal (1963), Altimira (1973).
 10: Odhner (1931), Nordsieck and García-Talavera (1979), Lozano-Soldevilla and Hernández (1991), Hernández and Jiménez (1993), Hernández, Ferrandis and Lozano Soldevilla (1993), Hernández, Jiménez and Silva (1997a,b), Ortea *et al.* (2001), Moro *et al.* (2003).

Genus *Cuvierina* Boas, 1886***Cuvierina columnella* (Rang, 1827)**

- 3: Locard (1897, as *Cuvieria*).
 6: Rampal (1963, 1968, 2002), Peñas *et al.* (in press).
 10: Hernández and Jiménez (1992), Hernández, Jiménez and Silva (1997a,b), Ortea *et al.* (2001), Rampal (2002), Moro *et al.* (2003).

***Cuvierina spoeli* Rampal, 2002**

- 3: Rampal (2002).
 7: Rampal (2002).

Genus *Diacavolinia* Van der Spoel, 1987***Diacavolinia limbata* (D'Orbigny, 1836)⁽⁴⁰⁾**

- 6: Rampal (1968).
 8: Hidalgo (1917).
 10: Odhner (1931), Nordsieck and García-Talavera (1979), Van der Spoel, Bleeker and Kobayasi (1993), Ortea *et al.* (2001), Moro *et al.* (2003).
 All records as *C. longirostris*, except those of Van der Spoel, Bleeker and Kobayasi (1993), Ortea *et al.* (2001) and Moro *et al.* (2003).

***Diacavolinia constricta* Van der Spoel, Bleeker and Kolayashi, 1993**

10: Van der Spoel, Bleeker and Kobayasi (1993).

***Diacavolinia deshayesi* Van der Spoel, Bleeker and Kolayashi, 1993**

10: Van der Spoel, Bleeker and Kobayasi (1993).

***Diacavolinia atlantica* Van der Spoel, Bleeker and Kolayashi, 1993**

10: Van der Spoel, Bleeker and Kobayasi (1993).

Family Limacinidae Gray, 1840

Genus *Limacina* Bosc, 1817

***Limacina helicina* (Phipps, 1774)**

1: Hidalgo (1917).

2: Hidalgo (1917), Rolán (1983).

3: Nordsieck (1972, as *Spiratella*).

***Limacina retroversa* (Fleming, 1823)**

2: Rolán and Pérez Gándaras (1981), Rolán (1983).

6: Peñas *et al.* (in press).

10: Hernández and Jiménez (1992), Hernández, Jiménez and Silva (1997a,b), Ortea *et al.* (2001), Moro *et al.* (2003).

***Limacina bulimoides* (D'Orbigny, 1836)**

2: Rolán (1983).

3: Rampal (1968, as *Spiratella*).

10: Lozano-Soldevilla and Hernández (1991), Hernández and Jiménez (1992), Hernández, Ferrandis and Lozano Soldevilla (1993), Hernández, Jiménez and Silva (1997a,b), Ortea *et al.* (2001), Moro *et al.* (2003).

***Limacina inflata* (D'Orbigny, 1836)**

2: Rolán (1983).

4: Vives, Santamaría and Trepát (1975).

5: Vives, Santamaría and Trepát (1975).

6: Rampal (1968), Vives, Santamaría and Trepát (1975), Peñas *et al.* (in press).

7: Vives (1966).

8: Ros (1976a).

9: Rampal (1963), Riera and Blasco (1967).

10: Hernández *et al.* (1991), Lozano-Soldevilla and Hernández (1991), Hernández and Jiménez (1992), Hernández, Ferrandis and Lozano Soldevilla (1993), Hernández, Jiménez and Silva (1997a,b), Ortea *et al.* (2001), Moro *et al.* (2003).

All records except those of Rolán (1983) and Ortea *et al.* (2001), as *Spiratella*.

***Limacina lesueurii* (D'Orbigny, 1836)**

1: Nordsieck (1972).

6: Rampal (1963, 1968), Peñas *et al.* (in press).

10: Lozano-Soldevilla and Hernández (1991), Hernández and Jiménez (1993), Ortea *et al.* (2001), Moro *et al.* (2003).

The records from areas 1 and 6 as *Spiratella*.

***Limacina trochiformis* (D'Orbigny, 1836)**

6: Rampal (1968), Vives, Santamaría and Trepát (1975), Peñas *et al.* (in press).

7: Vives (1966).

9: Rampal (1963).

10: Lozano-Soldevilla and Hernández (1991), Hernández and Jiménez (1993), Ortea *et al.* (2001), Moro *et al.* (2003).

All records as *Spiratella*, except those of Ortea *et al.* (2001) and Moro *et al.* (2003).

Suborder PSEUDOTHECOSOMATA Meisenheimer, 1905**Family Cymbuliidae Cantraine, 1841**

Genus *Cymbulia* Péron and Lesueur, 1810

***Cymbulia peroni* Blainville, 1827**

1: Martínez, Rodríguez and Rodríguez (1993).

2: Vayssière (1915).

6: Rampal (1968), Vives, Santamaría and Trepát (1975), Sánchez Tocino, Ocaña and García (2000a), Ocaña *et al.* (2000).

7: Vayssière (1902), García Raso *et al.* (1992).

8: Ros (1975).

10: Hernández, Ferrandis and Lozano Soldevilla (1993), Hernández, Jiménez and Silva (1997a,b), Ortea *et al.* (2001), Moro *et al.* (2003).

***Cymbulia parvidentata* Pelseneer, 1888**

6: Vives, Santamaría and Trepát (1975).

Genus *Corolla* Dall, 1871

***Corolla ovata* (Quoy and Gaimard, 1832)**

10: Hernández, Jiménez and Silvia (1997a), Ortea *et al.* (2001), Moro *et al.* (2003).

Family Desmopteridae Chun, 1889

Genus *Desmopterus* Chun, 1889

***Desmopterus cirroptera* (Gegenbaur, 1855)**

- 3: Nordsieck (1972).
 10: Pruvot-Fol (1954), Ortea *et al.* (2001), Moro *et al.* (2003).

***Desmopterus papilio* Chun, 1889**

- 10: Hernández *et al.* (1991), Hernández, Jiménez and Silva (1997a,b), Ortea *et al.* (2001), Moro *et al.* (2003).

Family Peraclidae Tesch, 1913

Genus *Peraclis* Forbes, 1844

***Peraclis reticulata* (D'Orbigny, 1836)**

- 3: Hidalgo (1917, as *Peraclis*).
 5: Vives, Santamaría and Trepát (1975).
 6: Rampal (1968), Peñas *et al.* (in press).
 10: Hernández *et al.* (1991, as *Peraclis*), Ortea *et al.* (2001), Moro *et al.* (2003).

***Peraclis bispinosa* (Pelseneer, 1888)**

- 3: Locard (1897, as *P. diversa*, bathyal).
 6: Rampal (1968).

***Peraclis triacantha* (Fischer, 1882)**

- 5: Vives, Santamaría and Trepát (1975).
 6: Hidalgo (1917, as *Peraclis*).

Order GYMNOSOMATA Blainville, 1894**Family Pneumodermatidae Latreille, 1825**

Genus *Pneumoderma* Perón and Lesueur, 1910

***Pneumoderma mediterraneum* Van Beneden, 1836**

- 8: Pruvot-Fol (1924).

***Pneumoderma violaceum* (D'Orbigny, 1836)**

- 2: Vayssière (1902).
 7: Pruvot-Fol (1924).
 8: Pruvot-Fol (1924).
 9: Pruvot-Fol (1924).
 10: Odhner (1931), Ortea *et al.* (2001), Moro *et al.* (2003).
 All records, except those of Ortea *et al.* (2001) and Moro *et al.* (2003) as *Pneumoderma atlanticum*.

Family Clionidae Oken, 1815

Genus *Clione* Pallas, 1774

***Clione limacina* (Phipps, 1773)**

- 3: Nordsieck (1972).
 8: Ballesteros (unpubl. data).

Genus *Paraclione* Tesch, 1903

***Paraclione longicaudata* (Souleyeti, 1840)**

- 9: Pruvot-Fol (1924).

Family Notobranchaeidae Pelseneer, 1886

Genus *Notobranchaea* Pelseneer, 1886

***Notobranchaea hjorti* (Bonnievie, 1913)**

- 2: Van der Spoel and Pafort (1985).

***Notobranchaea bleekerae* Van der Spoel and Pafort (1985)**

- 12: Van der Spoel and Pafort (1985).

Genus *Schleschia* Strand, 1932

***Schleschia tetrabranchiata* (Bonnievie, 1913)**

- 12: Van der Spoel and Pafort (1985).

Order SACOGLOSSA Von Ihering, 1876 ⁽⁴¹⁾**Suborder OXYNOACEA H. Adams and A. Adams, 1854****Family Volvatellidae Pilsbry, 1895**

Genus *Ascobulla* Marcus, 1972

***Ascobulla fragilis* (Jeffreys, 1856)**

- 1: Pruvot-Fol (1954), Nordsieck (1972).
 6: Ballesteros *et al.* (1986).
 7: Hidalgo (1917, as *Cylindrobulla*), Templado, Talavera and Murillo (1983, as *Cylindrobulla*), Murillo, Templado and Talavera (1985, as *Cylindrobulla*), Marín and Ros (1988).
 10: Ortea *et al.* (1998, 2001), Moro *et al.* (2003).
 11: Watson (1897, as *Cylindrobulla*), Nobre (1937, as *Cylindrobulla*), Nordsieck and García-Talavera (1979, as *Cylindrobulla*), Malaquias *et al.* (2001).

Family Oxynoidae H. Adams and A. Adams, 1854

Genus *Oxynoe* Rafinesque, 1819

***Oxynoe olivacea* Rafinesque, 1819**

- 3: Macedo, Macedo and Borges (1999).
 5: García-Gómez (2002).
 7: Templado (1982b, 1983, 1984), Murillo, Templado and Talavera (1985), Marín and Ros (1988).
 9: Bucquoy, Dautzenberg and Dollfus (1886), Hidalgo (1917), Nordsieck (1972).
 10: Ortea (1981), Pérez-Sánchez and Moreno (1990), Ortea *et al.* (1998, 2001), Moro *et al.* (2003).

***Oxynoe benchijigua* Ortea, Moro and Espinosa, 1999 ⁽⁴²⁾**

- 10: Ortea, Moro and Espinosa (1999), Ortea *et al.* (2001), Moro *et al.* (2003).

Genus *Lobiger* Krohn, 1847

***Lobiger serradifalci* (Calcara, 1840)**

- 5: García Gómez (2002).
 7: Templado (1982b, 1983, 1984), Murillo, Templado and Talavera (1985), Marín and Ros (1988).
 8: Altaba and Traveset (1985).
 9: Hidalgo (1917).
 10: Pérez-Sánchez and Moreno (1990), Ortea *et al.* (1998, 2001), Moro *et al.* (2003).

Suborder PLAKOBRANCHACEA Rang, 1829

Superfamily PLAKOBRANCHOIDEA Rang, 1829

Family Plakobranchidae Rang, 1829 (= Elysiidae Forbes and Hanley, 1851)

Genus *Elysia* s. l. Risso, 1818 ⁽⁴⁵⁾

***Elysia viridis* (Montagu, 1804)**

- 1: Ortea (1977a,c).
 2: Ortea (1977a,c), Urgorri and Besteiro (1983), Rolán (1983).
 3: De Oliveira (1895), Hidalgo (1916), Nobre (1932), García-Gómez *et al.* (1991), Macedo, Macedo and Borges (1999), Malaquias and Morenito (2000), Calado *et al.* (2003).
 4: Cervera (1988).
 5: García-Gómez (1982), García-Gómez *et al.* (1989), Sánchez-Moyano *et al.* (2000).
 6: Ballesteros *et al.* (1986), Sánchez Tocino, Ocaña and García (2000a), Ocaña *et al.* (2000).
 7: De Fez (1974), Templado (1982b, 1983, 1984), Murillo and Talavera (1983), Olmo and Ros (1984), Ballesteros *et al.* (1986), Marín and Ros (1987, 1988), Templado *et al.* (2002).
 8: Maluquer (1904, 1907), Maluquer (1906, 1909, 1912, 1915, 1916), Ros (1975), Altimira, Huelin and Ros (1981), Ballesteros (1984a, 1985), Huelin and Ros (1984).
 9: Templado (1982a), Altaba (1993, as *Elysia* cf. *viridis*).
 10: Malaquias and Calado (1997), Ortea *et al.* (1998, 2001), Moro *et al.* (2003).
 11: Wirtz (1995a).
 12: Azevedo (1991), Ávila (2000), Malaquias (2001).

***Elysia timida* (Risso, 1818)**

- 5: García Gómez (2002).
 6: Ocaña *et al.* (2000).

- 7: Templado (1982b), Murillo and Talavera (1983), Olmo and Ros (1984), Ros and Rodríguez (1985), Ballesteros (1985), Marín and Ros (1987, 1988, 1992, 1993), Giménez-Casalduero (1997, 1999), Aguado-Giménez (2000).
 8: Ballesteros (1979, 1985), Pereira (1980), Huelin and Ros (1984).
 9: Ros (1981b, 1985b), Ballesteros (1985).

***Elysia ornata* (Swainson, 1840)**

- 10: Jensen (1992a), Ortea, Moro and Espinosa (1997), Ortea *et al.* (1998, 2001), Moro *et al.* (2003).
 11: Wirtz (1999).
 12: Wirtz (1995b, 1998), Ávila *et al.* (1998), Ávila (2000), Malaquias (2001), Wirtz and Debelius (2003).

***Elysia flava* Verrill, 1901**

- 7: Ballesteros *et al.* (1986).
 8: Ballesteros (unpubl. data).
 10: Ortea (1981), Ortea *et al.* (1998, 2001), Moro *et al.* (2003).
 11: Ortea, Moro and Espinosa (1997), Malaquias *et al.* (2001).

***Elysia papillosa* Verrill, 1901**

- 10: Ortea *et al.* (1998, 2001), Moro *et al.* (2003).
 11: Wirtz (1999).

***Elysia subornata* Verrill, 1901**

- 10: Ortea, Moro and Espinosa (1997), Ortea *et al.* (1998) both as *Elysia cause*, Ortea *et al.* (2001, 2003), Moro *et al.* (2003).
 11: Ortea, Moro and Espinosa (1997, as *Elysia cause*).

***Elysia translucens* Pruvot-Fol, 1957 ⁽⁴⁴⁾**

- 6: García Raso *et al.* (1992).
 7: Marín and Ros (1987, 1988), Templado, Talavera and Murillo (1987), Templado *et al.* (2002).
 9: Ballesteros and Templado (1996).

***Elysia fezi* Vilella, 1968 ⁽⁴⁵⁾**

- 8: Vilella (1968).

***Elysia margaritae* Fez, 1974 ⁽⁴⁶⁾**

- 7: De Fez (1974).

***Elysia gordanae* Thompson and Jaklin, 1988 ⁽⁴⁶⁾**

- 4: Cervera and López-González (1996).
 6: García Raso *et al.* (1992).
 10: Ortea *et al.* (1998, 2001, 2003, all as *E. margaritae*), Moro *et al.* (2003, as *E. margaritae*), Wirtz and Debelius (2003, as *E. margaritae*).

12: Wirtz and Debelius (2003, as *E. margaritae*).

Genus *Thuridilla* Bergh, 1872 ⁽⁴⁷⁾

***Thuridilla hopei* (Vérany, 1853)**

4: Cervera and García-Gómez (1986).

5: García-Gómez (1982).

6: Luque (1983, 1986, both as *Elysia*), Schick (1998), Sánchez Tocino, Ocaña and García (2000a), Ocaña *et al.* (2000), García Raso *et al.* (1992).

7: De Fez (1974, as *T. splendida*), Templado (1983, as *Elysia*), Ballesteros *et al.* (1986, as *Elysia*), Marín and Ros (1987, 1988), Templado *et al.* (2002).

8: Vicente (1964, as *T. splendida*), Storch and Welsch (1972), Ros (1975, 1978, 1985a), Ros and Altimira (1981), Pereira (1981), Huelin and Ros (1984), Ballesteros (1985).

9: Ros (1975, 1978b, 1981b), Ballesteros (1985), Ballesteros, Álvarez and Mateo (1986), Dekker (1986).

***Thuridilla picta* (Verrill, 1901)**

10: Ortea, Luque and Templado (1988, as *Elysia*), Ortea, Moro and Espinosa (1997), Ortea *et al.* (1998, 2001, 2003), Pérez-Sánchez and Moreno (1990, as *T. hopei*).

11: Wirtz (1999, as *Elysia*).

Family Boselliidae Marcus, 1982

Genus *Bosellia* Trinchese, 1891

***Bosellia mimetica* Trinchese, 1891**

6: García Raso *et al.* (1992).

7: Templado (1982b), Ballesteros *et al.* (1986), Marín and Ros (1987, 1988), Templado *et al.* (2002).

8: Altava and Traveset (1985).

9: Ballesteros (1979).

***Bosellia leve* Fernández-Ovies and Ortea, 1986 ⁽⁴⁸⁾**

10: Fernández-Ovies and Ortea (1986), Ortea *et al.* (1998, 2001, 2003), Moro *et al.* (2003).

Superfamily LIMAPONTIOIDEA Gray, 1847

Family Polybranchiidae O'Donoghue, 1929

(= *Caliphyllidae* Thiele, 1931) ⁽⁴⁹⁾

Genus *Polybranchia* Pease, 1860

***Polybranchia viridis* (Deshayes, 1857)**

10: Ortea (1981), Ortea *et al.* (1998, 2001), Moro *et al.* (2003), Wirtz and Debelius (2003).

***Polybranchia borgnini* (Trinchese, 1896)**

10: Ortea (1981), Ortea *et al.* (1998, 2001), Moro *et al.* (2003).

Genus *Caliphylla* A. Costa, 1867

***Caliphylla mediterranea* A. Costa, 1867**

5: García-Gómez (2002).

6: Luque (1983, 1986), García Raso *et al.* (1992), Sánchez Tocino, Ocaña and García (2000a), Ocaña *et al.* (2000).

7: Templado, Talavera and Murillo (1987), Templado *et al.* (2002).

10: Ortea (1981), Ortea *et al.* (1998, 2001), Moro *et al.* (2003).

Genus *Cyerce* Bergh, 1871

***Cyerce antillensis* Engel, 1927**

11: Wirtz (pers. comm.).

12: Wirtz and Debelius (2003).

Family Hermaeidae H. Adams and A. Adams, 1854

Genus *Aplysiopsis* Deshayes, 1853

***Aplysiopsis elegans* (Deshayes, 1854)**

9: Ballesteros and Templado (1996).

10: Ortea *et al.* (1998, 2001), Moro *et al.* (2003).

***Aplysiopsis formosa* Pruvot-Fol, 1953**

4: Cervera (unpubl. data).

10: Ortea, Bacallado and Pérez Sánchez (1990), Ortea *et al.* (1998, 2001), Moro *et al.* (2003), Wirtz and Debelius (2003).

12: Jensen (1995), Wirtz (1998), Ortea *et al.* (1998), Ávila (2000), Malaquias (2001), Wirtz and Debelius (2003).

Genus *Hermaea* Lovén, 1844 ⁽⁵⁰⁾

***Hermaea bifida* (Montagu, 1815)**

2: Rolán (1983).

3: De Oliveira (1895), Hidalgo (1917), Nobre (1936), Machado and Fonseca (1997, as *H. cf. bifida*), Calado *et al.* (1999, 2003).

4: Cervera, García-Gómez and Ortea (1991, as *H. boucheti*).

5: García-Gómez (2002).

7: Fez (1974), Templado (1982b, 1983, 1984), Marín and Ros (1988).

8: Ballesteros (unpubl. data).

***Hermaea cruciata* A. A. Gould, 1870**

10: Ortea *et al.* (2001, 2003), Moro *et al.* (2003).

***Hermaea paucicirra* Pruvot-Fol, 1953**

- 1: Ortea (1977a,c).
- 2: Urgorri and Besteiro (1983).
- 3: Calado *et al.* (1999).
- 4: Cervera and García-Gómez (1986), Cervera, García-Gómez and Ortea (1991).
- 6: Sánchez Tocino, Ocaña and García (2000a).
- 7: Marín and Ros (1987, 1988).
- 8: Ballesteros (1980b).
- 10: Ortea *et al.* (2003).

Genus *Hermaeopsis* A. Costa, 1869 ⁽⁵¹⁾

***Hermaeopsis variopicta* A. Costa, 1869**

- 1: Martínez *et al.* (1990).
 - 2: Ortea (1977a,c), Urgorri and Besteiro (1983).
 - 3: Calado *et al.* (1999, 2005).
 - 4: Cervera (unpubl. data).
 - 5: García-Gómez (1987).
 - 6: García Raso *et al.* (1992).
 - 7: Templado, Talavera and Murillo (1987), Templado, Luque and Moreno (1988).
 - 9: Ballesteros and Templado (1996, as *Hermaea*).
 - 10: Ortea *et al.* (1998, 2001).
- All published records, except Calado *et al.* (2003) as *Hermaea*.

Family Limapontiidae Gray, 1847 (= Stiligeridae Iredale and O'Donoghue, 1923) ⁽⁵⁰⁾

Genus *Stiliger* Ehrenberg, 1831

***Stiliger llerai* Ortea, 1981**

- 10: Ortea (1981), Pérez-Sánchez and Moreno (1990), Malaquias and Calado (1997), Ortea *et al.* (1998, 2001), Moro *et al.* (2003).

Genus *Limapontia* Johnston, 1836

***Limapontia capitata* O. F. Müller, 1774**

- 1: Ortea (1977a,c, as *Limapontia nigra*).
- 2: Urgorri and Besteiro (1983).
- 3: Hidalgo (1916), Nobre (1932).
- 5: García-Gómez (1982).
- 7: Templado, Talavera and Murillo (1983, as *L. nigra*), Marín and Ros (1987, 1988).

***Limapontia senestra* (Quatrefages, 1844)**

- 1: Ortea (1977c, as *Acteonina corrugata*), Ortea (1977a, as *A. senestra*).
- 2: Urgorri and Besteiro (1983).

Genus *Calliopaea* D'Orbigny, 1837

***Calliopaea bellula* D'Orbigny, 1837**

- 2: Ortea and Urgorri (1981a), Urgorri and Besteiro (1983), Rolán (1983). All records as *Stiliger bellulus*.
- 3: García-Gómez *et al.* (1991), Calado (unpubl. data).
- 7: Fez (1974, as *Ercolanea funerea*), Templado, Talavera and Murillo (1983), Marín and Ros (1987, 1988).
- 10: Ortea *et al.* (1998).

Genus *Ercolania* s. l. Trinchese, 1872 ⁽⁵²⁾

***Ercolania viridis* (A. Costa, 1866)**

- 5: García-Gómez (1987).
- 7: Marín and Ros (1987).

***Ercolania funerea* (A. Costa, 1867)**

- 7: Marín and Ros (1988).

***Ercolania siottii* Trinchese, 1872**

- 11: Ortea and Moro (1998a), Ortea *et al.* (1998).

***Ercolania coerulea* Trinchese, 1892**

- 7: Templado (1982b, 1983, 1984), Marín and Ros (1988).
- 10: Wirtz and Debelius (2003).
- 11: Wirtz (1995a).
- 12: Wirtz and Debelius (2003).

***Ercolania lozanoi* Ortea, 1981**

- 4: Cervera (unpubl. data).
- 5: Cervera and López-González (1996).
- 9: Ballesteros and Templado (unpubl. data).
- 10: Ortea (1981), Fernández-Ovies, Ortea and Pérez (1984), Ortea *et al.* (1998, 2001), Moro *et al.* (2003).

Genus *Placida* Trinchese, 1876 ^{(50) (53)}

***Placida dendritica* (Alder and Hancock, 1843)**

- 1: Ortea (1977a,c, as *Hermaea*).
- 2: Urgorri and Besteiro (1983, as *Hermaea*), Trigo and Otero (1987, as *Hermaea*).
- 3: García-Gómez *et al.* (1991).
- 6: García Raso *et al.* (1992).
- 7: Fez (1974, as *Hermaea*), Templado, Talavera and Murillo (1983), Templado *et al.* (2002), Ballesteros *et al.* (1986), Marín and Ros (1987, 1988).

- 8: Ros (1975, 1978b, 1985a), Ros and Altimira (1977), Ballesteros (1985).
 9: Ballesteros and Templado (unpubl. data).
 11: Wirtz (1999, as *P. cf. dendritica*).

***Placida tardyi* (Trinchese, 1873) ⁽⁵⁴⁾**

- 3: Calado *et al.* (2003).
 4: Cervera (1988, as *P. cf. tardy*), Cervera, García-Gómez and Ortea (1991).

***Placida brevicornis* (A. Costa, 1876)**

- 5: García-Gómez (1987).

***Placida cremoniana* Trinchese, 1892**

- 3: García-Gómez *et al.* (1991).
 4: Cervera (1988).
 5: García-Gómez (1983), García-Gómez *et al.* (1989).
 6: Ballesteros *et al.* (1986), García Raso *et al.* (1992), Ocaña *et al.* (2000).
 7: Fez (1974, as *Hermaea carmeni*), Templado, Talavera and Murillo (1983), Marín and Ros (1987, 1988).
 8: Ballesteros (1980b, as *Hermaea*).
 9: Ballesteros, Álvarez and Mateo (1986).
 10: Ortea *et al.* (1998, 2001), Moro *et al.* (2003), Wirtz and Debelius (2003).
 12: Fontes, Tempera and Wirtz (2001), Wirtz and Debelius (2003).

***Placida verticillata* Ortea, 1981 ⁽⁵⁵⁾**

- 1: Ortea (1977a,c, as *Hermaea viridis*).
 3: Calado *et al.* (2003).
 5: García-Gómez (1987), Sánchez-Moyano *et al.* (2000).
 6: Sánchez Tocino, Ocaña and García (2000a).
 7: Marín and Ros (1988).
 10: Ortea (1981), Ortea *et al.* (1998, 2001), Moro *et al.* (2003).
 11: Malaquias (unpubl. data).
 12: Ávila (2000), Malaquias (2001).

Genus *Costasiella* Pruvot-Fol, 1951

***Costasiella virescens* Pruvot-Fol, 1951**

- 10: Ortea *et al.* (1998, 2001), Moro *et al.* (2003).

Order UMBRACULACEA Dall, 1889 ⁽⁵⁶⁾ ⁽⁵⁷⁾**Family Tylodinidae Gray, 1847**

Genus *Tylodina* Rafinesque, 1814 ⁽⁵⁸⁾

***Tylodina perversa* (Gmelin, 1791)**

- 3: Calado and Urgorri (1999), Calado *et al.* (1999).
 5: García-Gómez *et al.* (1989).
 6: Templado *et al.* (1993b), Ocaña *et al.* (2000), Peñas *et al.* (in press).
 7: Templado, Talavera and Murillo (1983), Templado *et al.* (2002).
 8: Vicente (1964), Ros (1975, 1978b), Ros and Altimira (1977), Altimira, Huelin and Ros (1981), Ebel, Marín and Proskch (1999), Becerro *et al.* (2003).
 9: Templado (1982a).
 10: McAndrew (1857), Odhner (1931, as *T. citrina*), Pruvot-Fol (1954), Nordsieck (1972), Pérez-Sánchez and Moreno (1990), Malaquias and Calado (1997), Ortea *et al.* (2001, 2003), Moro *et al.* (2003).
 11: Watson (1897, as *T. citrina* and *T. rafinesque*), Nobre (1937), Nordsieck and García-Talavera (1979), Wirtz (1999), Malaquias *et al.* (2001), Wirtz and Debelius (2003).
 12: Dautzenberg (1889, as *T. citrina*), Wirtz (1998), Ávila *et al.* (1998), Ávila (2000), Malaquias (2001).

Genus *Anidolyta* Willan, 1987 ⁽⁵⁹⁾

***Anidolyta duebenii* Lovén, 1846 ⁽⁵⁹⁾**

- 3: Sykes (1905, as *Tylodinella duebeni*), Pruvot-Fol (1954, as *T. duebeni*), Nordsieck (1972, as *T. duebeni*).
 6: Peñas *et al.* (in press).

Family Umbraculidae Dall, 1889

Genus *Umbraculum* Schumacher, 1817 ⁽⁶⁰⁾

***Umbraculum umbraculum* (Lightfoot, 1786) ⁽⁶⁰⁾**

- 3: Hidalgo (1917), Nobre (1932, as *U. mediterraneum*).
 4: Hidalgo (1917, as *U. mediterraneum*).
 5: García Gómez (unpubl. data).
 6: Hidalgo (1917), Luque (1983, as *U. mediterraneum*), Templado *et al.* (1993b), Schick (1998), Sánchez Tocino, Ocaña and García (2000a), Ocaña *et al.* (2000), Peñas *et al.* (in press).
 7: Hidalgo (1917), Templado, Talavera and Murillo (1983, as *U. mediterraneum*).
 8: Hidalgo (1917), Ros (1975, 1978b), Ros and Altimira (1977, as *U. mediterraneum*).
 9: Carus (1889-1893), Hidalgo (1917, as *U. mediterraneum*), Ballesteros (1998).

- 10: Odhner (1931, as *U. mediterraneum*), Pérez-Sánchez and Moreno (1990, as *U. mediterraneum*), Ortea et al. (2001, 2003), Moro et al. (2003).
- 11: Nobre (1895, 1937, both as *Umbrella mediterranea*), Watson (1886, as *Umbrella mediterranea*), Wirtz (1999, as *U. mediterraneum*), Malaquias et al. (2001), Wirtz and Debelius (2003).
- 12: Menezes (1991), Ávila et al. (1998), Ávila (2000), Malaquias (2001).

Superorder NUDIPLEURA Wägele and Willan, 2000 ⁽⁵⁷⁾

Order PLEUROBRANCHACEA Férussac, 1822

Family Pleurobranchidae Férussac, 1822

Subfamily Pleurobranchinae Férussac, 1822

Tribe Pleurobranchini Férussac, 1822

Genus *Pleurobranchus* Cuvier, 1805

***Pleurobranchus membranaceus* (Montagu, 1815)**

- 1: Hidalgo (1917, as *Oscanius tuberculatus*), Ávila Escartín (1993).
- 3: De Oliveira (1895), Hidalgo (1917), Nobre (1932, as *O. membranaceus*), Marqués et al. (1982).
- 5: Cervera (unpubl. data).
- 6: Moreno and Templado (1998).
- 8: Maluquer, J. (1907), Maluquer M. (1906-1909, 1912), Ros (1975, 1978b, both as *Oscanius*).
- 9: Ballesteros and Templado (1996).
- 11: Malaquias (unpubl. data).

***Pleurobranchus testudinarius* (Cantraine, 1836)**

- 4: Templado et al. (1993b).
- 6: Moreno and Templado (1998), Schick (1998), Sánchez Tocino, Ocaña and García (2000a), Ocaña et al. (2000), Peñas et al. (in press).
- 7: Templado (1982b, as *Susania*).
- 8: Ros (1975, 1978b, as *Susania*).
- 9: Ros and Gili (1985), Ballesteros (1998) (both as *Susania*).
- 10: Ortea et al. (2001), Moro et al. (2003), Wirtz and Debelius (2003).
- 11: Wirtz (unpubl. data).
- 12: Wirtz and Martins (1993), Wirtz (1992, 1998), Ávila et al. (1998), Ávila (2000), Malaquias (2001), Wirtz and Debelius (2003).

***Pleurobranchus areolatus* (Mörch, 1863)**

- 10: Pérez-Sánchez and Moreno (1990), Ortea et al. (2001), Moro et al. (2003).

- 11: Clode (unpubl. data).

***Pleurobranchus lowei* Watson, 1897**

- 11: Watson (1897), Nobre (1937), Malaquias (2004).

***Pleurobranchus garciagomezi* Cervera, Cattaneo-Viatti and Edmunds, 1996**

- 10: Ortea et al. (2001), Malaquias (2000), Wirtz and Debelius (2003, as *Pleurobranchus* sp.).
- 11: Wirtz and Debelius (2003, as *Pleurobranchus* sp.), Malaquias (unpubl. data).
- 12: Fontes, Tempera and Wirtz (2001), Wirtz and Debelius (2003), both records as *Pleurobranchus* sp.

Tribe Berthellini Burn, 1962

Genus *Berthella* Blainville, 1824

***Berthella plumula* (Montagu, 1803)**

- 1: Hidalgo (1917, as *Pleurobranchus*), Ortea (1977c, as *Susania testudinaria*), Ávila Escartín (1993).
- 2: Urgorri and Besteiro (1983), Rolán (1983).
- 3: De Oliveira (1895, as *Pleurobranchus plumula*), Nobre (1932), García-Gómez et al. (1991), Calado et al. (1999, 2003).
- 4: Cervera and García-Gómez (1986), Cervera et al. (2000).
- 6: Sánchez Tocino, Ocaña and García (2000a), Peñas et al. (in press).
- 7: Templado (1982b, 1983, 1984), Ballesteros et al. (1986), Marín and Ros (1987), García Raso et al. (1992).
- 9: Hidalgo (1917, as *Pleurobranchus*).
- 10: Ortea et al. (2001).
- 11: Watson (1897, as *Pleurobranchus plumula*), Nobre (1937).
- 12: Bergh (1892, 1899, both as *Pleurobranchus plumula*), Malaquias (2001).

***Berthella aurantiaca* (Risso, 1818)** ⁽⁶¹⁾

- 1: Hidalgo (1917, as *Pleurobranchus aurantiacus*), Ros (1975, 1978b), Ortea (1977c, as *Bouvieria*), Ávila Escartín (1993).
- 5: García-Gómez (1987), Cervera et al. (2000).
- 6: Ocaña et al. (2000).
- 7: Marín and Ros (1987).
- 8: Maluquer, J. (1907), Maluquer, M. (1906-1909, 1912, all as *Pleurobranchus*), Ros (1975, 1978b), Altimira, Huelin and Ros (1981, as *Bouvieria*).

- 9: Hidalgo (1917), Ros (1981b), Ros and Gili (1984, 1985).
 12: Bergh (1892, as *Pleurobranchus aurantiacus*), Malaquias (2001).

***Berthella stellata* (Risso, 1826)**

- 1: Ortea (1977c, as *B. plumula*), Ávila Escartín (1993).
 2: Fernández-Ovies (1981, as *B. plumula*).
 3: García-Gómez *et al.* (1991), Calado *et al.* (1999, 2003).
 4: Cervera and García-Gómez (1986), Cervera *et al.* (2000).
 5: Cervera and García-Gómez (1986), García-Gómez (1987), García-Gómez *et al.* (1989), Cervera *et al.* (2000).
 6: García Raso *et al.* (1992), Sánchez Tocino, Ocaña and García (2000a).
 7: Ballesteros *et al.* (1986), Templado (1982b), Marín and Ros (1987a), Templado *et al.* (2002).
 9: Ros and Gili (1985, as *B. cf. stellata*), Ballesteros, Álvarez and Mateo (1986).
 10: Malaquias and Calado (1997), Ortea *et al.* (2001), Wirtz and Debelius (2003).
 11: Malaquias (unpubl. data).
 12: Wirtz and Debelius (2003).

***Berthella ocellata* (Delle Chiaje, 1828)**

- 4: Templado *et al.* (1993b, as *Berthella cf. ocellata*).
 5: García-Gómez (1987), Cervera *et al.* (2000).
 6: Sánchez Tocino, Ocaña and García (2000a), Peñas *et al.* (in press, as *Berthella cf. ocellata*).
 8: Ros (1975, 1978b, as *Bouvieria*).
 9: Templado (1982a), Ros and Gili (1985, as *Berthella cf. ocellata*).
 10: Ortea *et al.* (2001), Wirtz and Debelius (2003).

***Berthella sideralis* Lovén, 1846**

- 1: Bouchet (1977, bathyal).

***Berthella dautzenbergi* Watson, 1897**

- 11: Watson (1897, as *Pleurobranchus dautzenbergi*), Nobre (1937, as *P. dautzenbergi*), Nordsieck and García-Talavera (1979, as *Bouvieria dautzenbergi*), Malaquias (2004).

***Berthella africana* (Pruvot-Fol, 1953)**

- 10: Ortea *et al.* (2001).

***Berthella canariensis* Cervera *et al.*, 2000**

- 10: Cervera, García-Gómez and Megina (2000), Ortea *et al.* (2001).

Genus *Berthellina* Gardiner, 1936 ⁽⁶¹⁾ ⁽⁶²⁾***Berthellina edwardsi* (Vayssière, 1897) ⁽⁶²⁾**

- 1: Gofas (unpubl. data).
 3: Marqués *et al.* (1982, as *B. citrina*), García-Gómez *et al.* (1991), Calado *et al.* (1999), Muzavor and Morenito (1999).
 4: Cervera and García (1986, as *Berthellina* sp.), Templado *et al.* (1993b, as *Berthellina* sp.), Cervera, García-Gómez and Megina (2000).
 5: Cervera (unpubl. data).
 6: Ballesteros *et al.* (1986, as *Berthella aurantiaca*), Ocaña *et al.* (2000), Peñas *et al.* (in press).
 7: Ballesteros *et al.* (1986, as *Berthella aurantica*), Templado *et al.* (2002).
 9: Lacaze-Duthiers (1859, as *Pleurobranchus aurantiacus*).
 10: Pérez-Sánchez and Moreno (1990, as *Berthellina quadridens*), Malaquias (2000), Ortea *et al.* (2001), Moro *et al.* (2003), Wirtz and Debelius (2003).
 11: Wirtz (1999), Malaquias *et al.* (2001), Wirtz and Debelius (2003).
 12: Vayssière (1896, 1898, 1902), Azevedo and Gofas (1990, as *Berthellina* sp.), Wirtz (1998), Ávila *et al.* (1998), Ávila (2000), Malaquias (2001), Wirtz and Debelius (2003).

Subfamily Pleurobranchaeinae Pilsbry, 1896Genus *Pleurobranchaea* Meckel in Leue, 1813***Pleurobranchaea meckelii* (Blainville, 1825) ⁽⁶³⁾**

- 1: Ávila Escartín (1993).
 3: Nordsieck (1972), García-Gómez *et al.* (1991, collected from fisheries trawlings).
 4: Cervera and García-Gómez (1988), Templado *et al.* (1993b).
 5: Cervera (unpubl. data).
 6: Luque (1983, 1986), Templado *et al.* (1993b), Templado and Moreno (1998), Sánchez Tocino, Ocaña and García (2000a), Ocaña *et al.* (2000), Peñas *et al.* (in press).
 7: Templado, Talavera and Murillo (1983), Ávila Escartín (1993).
 8: Ros (1975, 1978b), Ávila Escartín (1993).
 9: Vayssière (1901, 1902).
 10: Odhner (1931), Ortea *et al.* (2001), Wirtz and Debelius (2003).

11: Wirtz (unpubl. data).

12: Bergh (1899), Malaquias (2001), Wirtz and Debelius (2003).

***Pleurobranchaea morosa* (Bergh, 1892) ⁽⁶³⁾**

12: Bergh (1892, as *Pleurobranchillus morosus*), Malaquias (2001).

Order NUDIBRANCHIA Blainville, 1814 ⁽⁶⁴⁾

Suborder ANTHOBRANCHIA Minichev, 1970

Infraorder DORIDINA Pelseneer, 1894

“PHANEROBRANCHIA” Fischer, 1883 ⁽⁶⁵⁾

Family Corambidae Bergh, 1871

Genus *Corambe* Bergh, 1869

***Corambe testudinaria* Fischer, 1889**

2: Urgorri (1981, as *Corambe* sp.), García, Urgorri and López González (1990).

4: García, Urgorri and López González (1990).

Family Onchidorididae Alder and Hancock, 1845

Genus *Adalaria* Bergh, 1878

***Adalaria proxima* (Alder and Hancock, 1854) ⁽⁶⁶⁾**

3: ? Marques *et al.* (1982).

Genus *Onchidoris* Blainville, 1816

***Onchidoris neapolitana* (Delle Chiaje, 1841-44)**

5: Sánchez-Santos (in press).

8: Ros (1975, 1978b, 1985a), Ros and Altimira (1977), Altimira, Huelin and Ros (1981), Ortea and Ballesteros (1982), Huelin and Ros (1984), Ballesteros (1985).

All records before 1982 as *Lamellidoris neapolitana*.

***Onchidoris depressa* (Alder and Hancock, 1842)**

2: Ortea and Urgorri (1979a), Ortea and Ballesteros (1982), Urgorri and Besteiro (1983, 1984).

3: Nobre (1938-40, as *Doris*).

4: García-Gómez (2002, as *Onchidoris* sp.).

***Onchidoris pusilla* (Alder and Hancock, 1845)**

2: Ortea (1979b), Urgorri and Besteiro (1983, 1984).

5: Sánchez Santos (pers. comm.).

***Onchidoris sparsa* (Alder and Hancock, 1846)**

1: Ortea (1979d).

2: Ortea (1979d), Fernández-Ovies (1981), Urgorri and Besteiro (1983, 1984).

7: Templado, Talavera and Murillo (1987).

8: Ballesteros (1984b).

***Onchidoris inconspicua* (Alder and Hancock, 1851)**

2: Ortea and Ballesteros (1982).

***Onchidoris albonigra* (Pruvot-Fol, 1951)**

8: Ortea and Ballesteros (1982), Ballesteros (1985).

***Onchidoris reticulata* Ortea, 1979**

2: Ortea (1979b), Ortea, Llera and Vizcaino (1982).

***Onchidoris cervinoi* Ortea and Urgorri, 1979 ⁽⁶⁷⁾**

1: Ortea (1977c, as *Adalaria proxima*), Ortea and Urgorri (1979a).

2: Ortea and Urgorri (1979a), Urgorri and Besteiro (1983, 1984).

***Onchidoris tridactyla* Ortea and Ballesteros, 1982**

1: Ortea and Ballesteros (1982).

Genus *Acanthodoris* Gray, 1850

***Acanthodoris pilosa* (Abilgaard, 1789) ⁽⁶⁸⁾**

1: Thorson (1965).

5: García-Gómez (1987, 2002, as *A. cf. pilosa*).

Genus *Diaphorodoris* Iredale and O'Donoghue, 1923

***Diaphorodoris luteocincta* (Sars, 1870)**

1: Cervera *et al.* (1988), Ávila Escartín (1993).

3: García-Gómez *et al.* (1991), Calado *et al.* (1999, 2003).

5: García-Gómez (1983), García-Gómez *et al.* (1989).

6: Luque (1983, 1986), Sánchez Tocino, Ocaña and García (2000a), Ocaña *et al.* (2000), Peñas *et al.* (in press).

7: Ballesteros *et al.* (1986), Marín and Ros (1987).

8: Ros (1975, 1978b, 1985a), Ros and Altimira (1977), Ballesteros (1985).

9: Ballesteros and Templado (1996).

10: Ortea *et al.* (2001), Moro *et al.* (2003).

12: Wirtz and Martins (1993), Wirtz (1998), Ávila *et al.* (1998), Ávila (2000), Malaquias (2001).

All records before 1988, except those of Ballesteros *et al.* (1986) and Marín and Ros (1987), are referred to the variety *alba* of this species.

***Diaphorodoris papillata* Portmann and Sandmeier, 1960**

- 1: Ávila Escartín (1993).
- 3: García-Gómez *et al.* (1991), Calado *et al.* (1999, 2005), Wirtz and Debelius (2003).
- 5: García-Gómez (1983), García-Gómez *et al.* (1989).
- 6: Luque (1983, 1986), Templado, Luque and Moreno (1988), Sánchez Tocino, Ocaña and García (2000a), Ocaña *et al.* (2000), Peñas *et al.* (in press).
- 7: Templado (1982b, 1983, 1984), Templado, Luque and Moreno (1988).
- 8: Ros (1975, 1978b, 1985a), Ros and Altimira (1977), Altimira, Huelin and Ros (1981), Huelin and Ros (1984), Ballesteros (1985), Wirtz and Debelius (2003).

Family Goniodorididae H. and A. Adams, 1854

Genus *Goniodoris* Forbes and Goodsir, 1839

***Goniodoris nodosa* (Montagu, 1808)**

- 1: Ortea (1977c).
- 2: Ortea (1977c), Urgorri and Besteiro (1983), Rolán (1983).
- 3: Nobre (1932), García-Gómez *et al.* (1991).

***Goniodoris castanea* Alder and Hancock, 1845**

- 1: Ortea (1977c).
- 2: Ortea (1977c), Urgorri and Besteiro (1983, 1984).
- 3: De Oliveira (1895), Nobre (1932), García-Gómez *et al.* (1991), Calado *et al.* (1999, 2003).
- 4: Cervera and García-Gómez (1986), Wägele and Cervera (2001).
- 5: García-Gómez (1983), García-Gómez *et al.* (1989), Sánchez-Moyano *et al.* (2000).
- 7: De Fez (1974), Marín and Ros (1987).
- 8: Ballesteros (1985).
- 9: Templado (1982a).
- 10: Ortea *et al.* (1996, 2001), Moro *et al.* (2003).
- 11: Malaquias (unpubl. data).

Genus *Okenia* Menke, 1830

***Okenia aspersa* Alder and Hancock, 1845⁽⁶⁹⁾**

- 3: Cervera, García-Gómez and Ortea (1991).

***Okenia mediterranea* (Ihering, 1886)**

- 2: Valdés and Ortea (1995).
- 3: Calado *et al.* (2003).
- 4: Cervera, García-Gómez and Ortea (1991), Valdés and Ortea (1995).
- 5: Valdés and Ortea (1995).
- 6: Moreno and Templado (1998).
- 11: Valdés and Ortea (1995).

***Okenia zoobotryon* (Smallwod, 1910)**

- 10: Ortea *et al.* (1996, 2001, 2003), Moro *et al.* (2003).

***Okenia cupella* (Vogel and Schultz, 1970)**

- 5: Valdés and Ortea (1995).
- 6: Valdés and Ortea (1995), Peñas *et al.* (in press).
- 7: Templado (1982b, as *O. impexa*), Valdés and Ortea (1995), Templado *et al.* (2002).

***Okenia elegans* (Leuckart, 1828)**

- 5: Sánchez-Santos (unpubl. data).
- 8: Ballesteros (unpubl. data).

***Okenia hispanica* Valdés and Ortea, 1995**

- 6: Templado *et al.* (1993b, as *Okenia* sp.), Valdés and Ortea (1995), Villena *et al.* (1997), Peñas *et al.* (in press).

Genus *Ancula* Lovén, 1846

***Ancula gibbosa* (Risso, 1818)**

- 1: Ortea (1977c).
- 2: Urgorri and Besteiro (1983, 1984), Rolán (1983).
- 3: García-Gómez *et al.* (1991).
- 8: Arias and Morales (1963).

Genus *Trapania* Pruvot-Fol, 1931

***Trapania tartanella* (Ihering, 1885)**

- 1: Ortea *et al.* (1989), Templado *et al.* (1993a).
- 2: Urgorri and Besteiro (1983).
- 3: García-Gómez *et al.* (1991), Calado *et al.* (1999, 2003).
- 4: Cervera, García-Gómez and Megina (2000).
- 6: Templado, Luque and Moreno (1988).

***Trapania lineata* Haefelfinger, 1960**

- 5: Sánchez Santos (unpubl. data).
- 6: Sánchez Tocino, Ocaña and García (2000a), Ocaña *et al.* (2000).

- 7: Templado (1982b, 1983, 1984), Ballesteros *et al.* (1986), Ávila Escartín (1993), Templado *et al.* (2002).
 8: Ros (1978b), Ballesteros (1985), Ávila Escartín (1993).
 9: Ávila Escartín (1993).

***Trapania maculata* Haefelfinger, 1960**

- 1: Ortea (1977c), Cervera and García-Gómez (1989c), Ávila Escartín (1993).
 2: Ortea (1977c), Urgorri and Besteiro (1983, 1984).
 4: Cervera and García-Gómez (1989c).
 5: Cervera and García-Gómez (1989c), García-Gómez *et al.* (1989).
 6: Cervera and García-Gómez (1989c), Sánchez Tocino, Ocaña and García (2000a), Ocaña *et al.* (2000).
 7: Ballesteros *et al.* (1986), Templado, Talavera and Murillo (1987), Templado *et al.* (2002), Cervera and García-Gómez (1989c).
 8: Ros (1975), Altimira, Huelin and Ros (1981), Huelin and Ros (1984), Ballesteros (1985), Cervera and García-Gómez (1989c), Ávila Escartín (1993).
 9: Templado (1982a), Ávila Escartín (1993).

***Trapania pallida* Kress, 1968**

- 2: Ortea and Urgorri (1981a), Urgorri and Besteiro (1983, 1984).
 4: García-Gómez (2002).

***Trapania ortei* García-Gómez and Cervera in Cervera and García-Gómez, 1989⁽⁷⁰⁾**

- 3: Gavaia *et al.* (2004).
 4: García-Gómez (1984a, as *T. cf. maculata*), Cervera and García (1986, as *T. cf. maculata*), Cervera and García-Gómez (1989a), Templado *et al.* (1993a), Cervera, García-Gómez and Megina (2000).
 5: García-Gómez (1987, as *T. cf. maculata*), Cervera and García-Gómez (1989a).

***Trapania hispalensis* Cervera and García-Gómez, 1989⁽⁷⁰⁾**

- 2: Martínez *et al.* (1990).
 5: Cervera and García-Gómez (1989a), García-Gómez *et al.* (1989), Templado *et al.* (1993a).
 6: Templado *et al.* (1993b, as *T. cf. hispalensis*), Sánchez Tocino, Ocaña and García (2000a), Ocaña *et al.* (2000).

***Trapania luquei* Ortea, 1989**

- 10: Moro, Ortea and Bacallado (1997), Moro *et al.* (2003), Ortea *et al.* (2001).

***Trapania sanctipetrensis* Cervera, García-Gómez and Megina, 2000**

- 4: Cervera, García-Gómez and Megina (2000).

Genus *Bermudella* Odhner, 1941

***Bermudella polycerelloides* Ortea and Bouchet, 1983**

- 10: Ortea and Bouchet (1983), Ortea *et al.* (1996, 2001), Moro *et al.* (2003).

Family Polyceridae Alder and Hancock, 1845⁽⁷¹⁾

Genus *Limacia* O. F. Müller, 1781

***Limacia clavigera* (O. F. Müller, 1776)**

- 1: Hidalgo (1917), Ortea *et al.* (1989), Ávila Escartín (1993).
 2: Pruvot-Fol (1954), Ortea (1977c), Urgorri and Besteiro (1983), Trigo and Otero (1987).
 3: De Oliveira (1895), Hidalgo (1917), Nobre (1932), Ortea *et al.* (1989), García-Gómez *et al.* (1991), Calado *et al.* (1999, 2003), Muzavor and Morenito (1999), Malaquias and Morenito (2000).
 4: Cervera (unpubl. data).
 5: García-Gómez (1983), Sánchez-Moyano *et al.* (2000), Megina and Cervera (2003).
 6: Sánchez Tocino, Ocaña and García (2000a), Ocaña *et al.* (2000).
 7: Templado (1983, 1984), Ortea *et al.* (1989).
 8: Ros (1975, 1978b, 1985a), Ros and Altimira (1977), Altimira, Huelin and Ros (1981).
 9: Templado (1982a).
 10: Ortea *et al.* (1989, 1996, 2001), Pérez-Sánchez and Moreno (1990), Pérez Sánchez, Ortea and Bacallado (1990), Pérez Sánchez *et al.* (1991), Moro *et al.* (2003).
 12: Wirtz (1998), Ortea, Moro and Espinosa (1996), Ávila *et al.* (1998), Ávila (2000), Malaquias (2001).

Genus *Polycera* Cuvier, 1817

***Polycera quadrilineata* (O. F. Müller, 1776)**

- 1: Hidalgo (1917), Fez (1974), Ortea (1977c).
 2: Ortea (1977c), Urgorri and Besteiro (1983, 1984).
 3: De Oliveira (1895), Hidalgo (1916), Nobre (1932), García-Gómez *et al.* (1991), Calado *et al.* (1999, 2003).
 4: García-Gómez (1982).

- 5: García-Gómez (1982), García-Gómez *et al.* (1989), Megina and Cervera (2003).
 6: Luque (1983, 1986), Templado, Luque and Moreno (1988), Schick (1998), Sánchez Tocino, Ocaña and García (2000a), Ocaña *et al.* (2000).
 7: De Fez (1974), Templado (1982b, 1983, 1984), Marín and Ros (1987), Templado, Luque and Moreno (1988).
 8: Ros (1975), Ballesteros (1985).
 9: Ballesteros, Álvarez and Mateo (1986), Dekker (1986), Wirtz and Debelius (2003).
 10: Pérez Sánchez, Ortea and Bacallado (1990), Pérez Sánchez, Bacallado and Ortea (1991), Ortea *et al.* (1996, 2001), Moro *et al.* (2003).
 11: Wirtz (1995b, 1999), Ortea *et al.* (1996), Wirtz and Debelius (2003).
 12: Ortea *et al.* (1996), Wirtz (1998), Morton *et al.* (1998), Ávila *et al.* (1998), Ávila (2000), Malaquias (2001), Wirtz and Debelius (2003).

***Polycera dubia* Sars, 1829**

- 2: Fernández-Ovies (1979), Ortea and Urgorri (1981a), Urgorri and Besteiro (1983), Rolán (1983). All references as *Palio dubia*.
 8: Vilella (1994, as *Palio espagnoli* n. sp.).

***Polycera elegans* Bergh, 1894**

- 1: Ortea (1977c), Fernández-Ovies (1981). Both records as *Greilada elegans*.
 3: Calado *et al.* (1999).
 5: García-Gómez *et al.* (1989), Wirtz and Debelius (2003).
 8: Ballesteros (unpubl. data).
 9: Wirtz and Debelius (2003).
 10: Ortea *et al.* (1996, 2001), Moro *et al.* (2003).
 12: Wirtz and Martins (1993), Wirtz (1998), Ortea *et al.* (1996), Ávila *et al.* (1998), Ávila (2000), Malaquias (2001), Wirtz and Debelius (2003).

***Polycera faeroensis* Lemche, 1929**

- 1: Martínez *et al.* (1990).
 2: Ortea and Urgorri (1981a), Urgorri and Besteiro (1983, 1984).
 3: Calado *et al.* (1999, 2003), Wirtz and Debelius (2003).
 5: García-Gómez (1983), García-Gómez *et al.* (1989), Megina and Cervera (2003).
 6: Sánchez Tocino, Ocaña and García (2000a), Ocaña *et al.* (2000).

***Polycera hedgpethi* Marcus, 1964**

- 1: Caballer and Ortea (2002).

***Polycera aurantiomarginata* García-Gómez and Bobo, 1984⁽⁷²⁾**

- 3: Gavaia *et al.* (2004).
 4: García-Gómez and Bobo (1984), Cervera and García-Gómez (1986), Templado *et al.* (1993a), Megina and Cervera (2003).
 6: Templado, Luque and Moreno (1988), Sánchez Tocino, Ocaña and García (2000a), Ocaña *et al.* (2000).

Genus *Thecacera* Fleming, 1828

***Thecacera pennigera* (Montagu, 1815)**

- 1: Hidalgo (1916), Ros (1975), Fernández-Ovies (1981).
 3: Gavaia *et al.* (2004).
 4: Cervera and García-Gómez (1986), Megina and Cervera (2003).
 10: Ortea *et al.* (1996, 2001), Malaquias and Calado (1997), Moro *et al.* (2003).
 11: Wirtz (1995a,b, 1999), Ortea *et al.* (1996), Wirtz and Debelius (2003).

Genus *Plocamopherus* Leuckart, 1828

***Plocamopherus maderae* (Lowe, 1842)**

- 10: Malaquias and Calado (1997), Malaquias (2000), Ortea *et al.* (1996, 2001, 2003), Moro *et al.* (2003), Wirtz and Debelius (2003).
 11: Lowe (1842), Watson (1897), Eliot (1906), Nobre (1937), Nordsieck (1972), Ortea and Pérez (1992), Wirtz (1995b, 1999), Ortea *et al.* (1996), Malaquias *et al.* (2001), Wirtz and Debelius (2003).

Genus *Crimora* Alder and Hancock, 1862

***Crimora papillata* Alder and Hancock, 1862**

- 1: Ros (1975).
 2: Urgorri and Besteiro (1983).
 3: García-Gómez *et al.* (1991), Calado *et al.* (1999, 2003).
 4: Cervera (unpubl. data).
 5: García-Gómez (1983), García-Gómez *et al.* (1989).
 6: Templado, Luque and Moreno (1988), Sánchez Tocino, Ocaña and García (2000a), Ocaña *et al.* (2000), Peñas *et al.* (in press).
 7: Templado, Talavera and Murillo (1987).
 8: Ballesteros (1985), Wirtz and Debelius (2003).
 10: Ortea *et al.* (1996, 2001), Moro *et al.* (2003), Wirtz and Debelius (2003).

Genus *Roboastra* Bergh, 1877

***Roboastra europaea* García-Gómez, 1985**

- 3: García-Gómez *et al.* (1991), Pola, Cervera and Gosliner (2003, in press), Wirtz and Debelius (2003), Calado *et al.* (2003).
 4: Megina and Cervera (2003).
 5: García-Gómez (1985), Megina and Cervera (2003).
 6: Moreno and Templado (1998), Schick (1998), Sánchez Tocino, Ocaña and García (2000a), Ocaña *et al.* (2000), Pola, Cervera and Gosliner (2003, in press), Wirtz and Debelius (2003).
 8: Pola, Cervera and Gosliner (in press).
 11: Pola, Cervera and Gosliner (in press).

Genus *Polycerella* Verrill, 1880

***Polycerella emertoni* Verrill, 1880**

- 3: García-Gómez *et al.* (1991).
 4: García-Gómez and Bobo (1986), Cervera (1988), Megina and Cervera (2003).

Genus *Kaloplocamus* Bergh, 1880 ⁽⁷³⁾

***Kaloplocamus ramosus* (Cantraine, 1835)**

- 5: García Gómez (2002).
 6: Templado *et al.* (1993b), Peñas *et al.* (in press).
 7: Templado, Talavera and Murillo (1987), Templado *et al.* (2002).
 8: Ros (1975).
 9: Ballesteros and Templado (1996).
 10: Odhner (1931), Ortea, Moro and Caballer (2001), Ortea *et al.* (1996, as *K. aureus*, 2001, 2003), Moro *et al.* (2003).
 11: Malaquias (unpubl. data).
 12: Wirtz (1998), Ávila *et al.* (1998), Ávila (2000), Malaquias (2001), Wirtz and Debelius (2003).

***Kaloplocamus atlanticus* (Bergh, 1892)**

- 10: Malaquias and Calado (1997), Malaquias (2000).
 12: Bergh (1892, 1899, both as *Euplocamus atlanticus*), Nordsieck (1972, as *Kaloplocamus ramosus*), Malaquias (2001).

Genus *Tambja* Burn, 1962

***Tambja ceutae* García-Gómez and Ortea, 1988**

- 5: García-Gómez and Ortea (1988), García-Gómez *et al.* (1989), Megina and Cervera (2003), Wirtz and Debelius (2003), Ocaña, Sánchez-Tocino and García (2004).

- 6: Templado and Moreno (1998), Schick (1998), Sánchez Tocino, Ocaña and García (2000a,b), Ocaña *et al.* (2000), Ocaña, Sánchez-Tocino and García (2004).
 10: Ortea *et al.* (1996, 2001), Caballer, Moro and Ortea (2001), Moro *et al.* (2003), Wirtz and Debelius (2003).
 11: Malaquias *et al.* (2001).
 12: Wirtz and Martins (1993), Ortea *et al.* (1996), Wirtz (1995b, as *Tambja ceutae* and also as *Roboastra europaea*), Wirtz (1998 as *Tambja ceutae* and as *Tambja* sp.), Ávila *et al.* (1998), Ávila (2000, as *Tambja ceutae* and *Tambja* sp.), Malaquias (2001), Wirtz and Debelius (2003).

***Tambja marbellensis* Schick and Cervera, 1998**

- 3: Malaquias and Morenito (2000).
 5: Sánchez-Santos (unpubl. data).
 6: Schick and Cervera (1998), Sánchez Tocino, Ocaña and García (2000a,b), Ocaña *et al.* (2000), Ocaña, Sánchez-Tocino and García (2004).

Family Aegiridae Fischer, 1883 ⁽⁷⁴⁾

Genus *Aegires* Lovén, 1844

***Aegires punctilucens* (D'Orbigny, 1837) ⁽⁷⁵⁾**

- 1: Ortea (1977c), Templado, Luque and Ortea (1987).
 2: Ugorri and Besteiro (1983, 1984).
 3: García-Gómez *et al.* (1991), Calado *et al.* (1999, 2003).
 5: García-Gómez *et al.* (1989).
 6: Templado, Luque and Ortea (1987).
 7: Templado (1982b, 1983, 1984), Ballesteros *et al.* (1986), Templado, Luque and Ortea (1987), Marín and Ros (1987).
 8: Ballesteros (unpubl. data).

***Aegires leuckarti* Vérany, 1853 ⁽⁷⁵⁾**

- 5: García-Gómez *et al.* (1989).
 6: Ballesteros *et al.* (1986, as *A. punctilucens*), Sánchez Tocino, Ocaña and García (2000a), Ocaña *et al.* (2000).
 7: Templado (1982b, 1983, 1984, all as *A. punctilucens*), Marín and Ros (1987, as *A. punctilucens*), Templado, Luque and Ortea (1987, as *A. punctilucens leuckarti*), Templado, Talavera and Murillo (1987, as *A. punctilucens leuckarti*).
 8: Ballesteros (unpubl. data).
 9: Ballesteros, Álvarez and Mateo (1986, as *A. punctilucens leuckarti*).

***Aegires sublaevis* Odhner, 1931**

- 7: Templado, Talavera and Murillo (1987).

- 10: Odhner (1931), Altimira and Ros (1979, as *Serigea sublaevis*), Pérez Sánchez, Ortea and Bacallado (1990), Pérez Sánchez, Bacallado and Ortea (1991), Ortea *et al.* (1996, 2001, 2003), Malaquias and Calado (1997).
 11: Malaquias *et al.* (2001).
 12: Calado (2002), Fahey and Gosliner (2004).

***Aegires palensis* Ortea, Luque and Templado, 1990** ⁽⁷⁶⁾

- 6: Moreno and Templado (1998), Fahey and Gosliner (2004).
 7: Ortea, Bacallado and Pérez Sánchez (1990), Templado *et al.* (1993a).

“CRYPTOBRANCHIA” Fischer, 1883

LABIOSTOMATA Valdés, 2002 ⁽⁷⁷⁾

Family Chromodorididae Bergh, 1891

Genus *Glossodoris* Ehrenbergh, 1831

***Glossodoris edmundsi* Cervera, García-Gómez and Ortea, 1989** ⁽⁷⁸⁾

- 10: Odhner (1931), Altimira and Ros (1979), Pérez Sánchez, Ortea and Bacallado (1991, as *Chromodoris punctilucens*), Cervera, García-Gómez and Ortea (1989), Templado *et al.* (1993a), Ortea, Valdés and García-Gómez (1996), Ortea *et al.* (2001), Moro *et al.* (2003), Wirtz and Debelius (2003).
 11: Wirtz (1995a,b, 1999), Ortea, Valdés and García-Gómez (1996), Wirtz and Debelius (2003).
 12: Gosliner (1990), Wirtz (1995b, 1998), Ávila *et al.* (1998), Ávila (2000), Malaquias (2001), Wirtz and Debelius (2003).

Genus *Hypselodoris* Stimpson, 1855 ⁽⁷⁹⁾

***Hypselodoris villafranca* (Risso, 1818)** ⁽⁸⁰⁾

- 1: Hidalgo (1916), Ros (1975, as *Glossodoris gracilis*), Ávila *et al.* (1991), Ávila Escartín (1993), Fontana *et al.* (1993), Ortea, Valdés and García-Gómez (1996).
 2: Ortea (1977c, as *G. gracilis*), Urgorri and Besteiro (1983, as *Hypselodoris gracilis*), Otero and Trigo (1987, as *H. gracilis*), Ortea, Valdés and García-Gómez (1996).
 3: De Oliveira (1895, as *Chromodoris villafranca* and *C. gracilis*), Nobre (1932, as *Chromodoris*), Saldanha (1974, as *Glossodoris gracilis*), García-Gómez *et al.* (1991), Calado *et al.* (1999, 2003), Macedo, Macedo and Borges (1999), Muzavor and Morenito (1999), Malaquias and Morenito (2000), Wirtz and Debelius (2003).
 4: Cervera and García-Gómez (1986), García-Gómez, Medina and Coveñas (1991), Ortea, Valdés and García-Gómez (1996).

- 5: García-Gómez (1982, as *G. gracilis*), García-Gómez *et al.* (1989), García-Gómez, Medina and Coveñas (1991), Ortea, Valdés and García-Gómez (1996).
 6: Luque (1983, 1986, both as *H. gracilis*), Salas and Luque (1986, as *G. gracilis*), Ortea, Valdés and García-Gómez (1996), Schick (1998), Sánchez Tocino, Ocaña and García (2000a), Ocaña *et al.* (2000), Peñas *et al.* (in press).
 7: Fez (1974, as *G. gracilis*), Templado (1982b, 1983, 1984, all as *H. gracilis*), Ballesteros *et al.* (1986, as *H. gracilis*), Marín and Ros (1987), Templado *et al.* (2002).
 8: Ros (1975, 1978b, 1985a, all as *G. gracilis*), Ros and Altimira (1977, as *G. gracilis*), Pereira (1980, as *G. gracilis*), Altimira, Huelin and Ros (1981, as *G. gracilis*), Huelin and Ros (1984, as *H. gracilis*), Ballesteros (1985, as *H. gracilis*), Ortea, Valdés and García-Gómez (1996).
 9: Ros (1981b, as *G. gracilis*), Ballesteros (1981a, as *G. gracilis*), Dekker (1986).

***Hypselodoris picta* (Schultz, 1836)** ⁽⁸¹⁾

- 1: Ros (1975, 1978b), Ortea (1977c), Ávila Escartín (1993), Fontana *et al.* (1993).
 2: Urgorri and Besteiro (1983).
 3: Calado *et al.* (1999)
 4: Templado *et al.* (1993b), García-Gómez, Cimino and Medina (1990), García-Gómez, Medina and Coveñas (1991), Ortea, Valdés and García-Gómez (1996), Gosliner and Johnson (1999).
 6: Ros (1975), Luque (1983, 1986), Salas and Luque (1986), Ballesteros *et al.* (1986), Ortea, Valdés and García-Gómez (1996), Schick (1998), Sánchez Tocino, Ocaña and García (2000a), Ocaña *et al.* (2000), Peñas *et al.* (in press).
 7: De Fez (1974, as *Chromodoris villafranca*), Templado (1982b, 1983, 1984), Ortea and Templado (1984), Ballesteros (1985), Ramos (1985), Ballesteros *et al.* (1986), Marín and Ros (1987, as *Hypselodoris elegans*), Ortea, Valdés and García-Gómez (1996), Aguado-Giménez (2000), Templado *et al.* (2002).
 8: Ros (1975, 1978b, 1985a,b), Ros and Altimira (1977), Pereira (1980), Altimira, Huelin and Ros (1981), Huelin and Ros (1984), Ballesteros (1985), Ávila *et al.* (1991, as *H. webbi*), Ortea, Valdés and García-Gómez (1996).
 9: Ballesteros (1981a), Ros (1981b), Ros and Gili (1985), Ballesteros, Álvarez and Mateo (1986), Altaba (1993, as *H. elegans*), Wirtz and Debelius (2003).
 10: Odhner (1931), Pruvot-Fol (1954), Nordsieck (1972), Altimira and Ros (1979), Ortea and

Templado (1984), Pérez-Sánchez and Moreno (1990), Pérez Sánchez, Bacallado and Ortea (1991), Ortea, Valdés and García-Gómez (1996), Malaquias and Calado (1997, as *H. picta webbi*), Malaquias (2000, as *H. picta webbi*), Ortea et al. (2001, as *H. picta webbi*), Moro et al. (2003), Wirtz and Debelius (2003).

11: Wirtz (1994, as *H. webbi*), Ortea, Valdés and García-Gómez (1996), Malaquias et al. (2001).

12: Bergh (1899, as *Chromodoris cantrainei*), Gosliner (1990), Wirtz (1994, 1998, as *H. picta azorica*), Ortea, Valdés and García-Gómez (1996, as *H. picta azorica*), Ávila et al. (1998), Gosliner and Johnson (1999), Ávila (2000), Malaquias (2001), Wirtz and Debelius (2003).

Most of the records before 1996 refer to *Glossodoris valenciennesi*, *Hypselodoris valenciennesi* or *H. webbi*. After that year, many of the records refer to *H. picta webbi*.

***Hypselodoris orsinii* (Verany, 1846)⁽⁸²⁾**

1: Ros (1975, 1978b, as *Glossodoris tricolor*), Ávila Escartín (1993).

5: García-Gómez (1983, as *H. coelestis*), García-Gómez et al. (1989, as *H. coelestis*), García-Gómez, Medina and Coveñas (1991, as *H. coelestis*), Ortea, Valdés and García-Gómez (1996), Gosliner and Johnson (1999).

6: Ortea, Valdés and García-Gómez (1996), Ocaña et al. (2000), Peñas et al. (in press).

7: Templado, Talavera and Murillo (1983, as *H. coelestis*), Templado et al. (2002), Ballesteros (1985, as *H. coelestis*), Ballesteros et al. (1986, as *H. coelestis*).

8: Ballesteros (1985, as *H. coelestis*), Ortea, Valdés and García-Gómez (1996).

9: Ballesteros, Álvarez and Mateo (1986, as *H. coelestis*), Gosliner and Johnson (1999), Wirtz and Debelius (2003).

***Hypselodoris fontandraui* (Pruvot-Fol, 1951)⁽⁸³⁾**

1: Ortea (1977c, *Glossodoris*), Ávila Escartín (1993), Ortea, Valdés and García-Gómez (1996).

3: Calado et al. (2003).

5: García-Gómez (1983, as *H. messinensis*), García-Gómez, Medina and Coveñas (1991, as *H. cf. messinensis*), Ortea, Valdés and García-Gómez (1996), Gosliner and Johnson (1999).

6: Luque (1983, 1986, both as *H. messinensis*), Ortea, Valdés and García-Gómez (1996), Sánchez Tocino, Ocaña and García (2000a), Ocaña et al. (2000).

7: Templado (1982b, 1983, 1984, all as *H. messinensis*).

8: Vicente (1964), Ros (1975, 1978), Ros and Altimira (1977), Altimira, Huelin and Ros

(1981), Huelin and Ros (1984). All records but the last one, as *Glossodoris*.

9: Ros (1981b, as *H. messinensis*, 1985b), Ros and Gili (1985).

10: Wirtz and Debelius (2003).

12: Wirtz (1995b, 1998), Ávila et al. (1998), Ávila (2000), Malaquias (2001), Wirtz and Debelius (2003).

***Hypselodoris bilineata* (Pruvot-Fol, 1953)**

3: García-Gómez et al. (1991), Ortea, Valdés and García-Gómez (1996), Calado et al. (1999, 2003), Wirtz and Debelius (2003).

4: Cervera and García-Gómez (1986), García-Gómez, Medina and Coveñas (1991), Ortea, Valdés and García-Gómez (1996).

5: García-Gómez (1983), García-Gómez et al. (1989), García-Gómez, Medina and Coveñas (1991), Ortea, Valdés and García-Gómez (1996), Gosliner and Johnson (1999).

6: Luque (1983, 1986), Ávila Escartín (1993), Schick (1998), Sánchez Tocino, Ocaña and García (2000a), Ocaña et al. (2000), Peñas et al. (in press).

7: Ortea, Valdés and García-Gómez (1996), Templado et al. (2002).

8: Ávila Escartín (1993).

9: Ballesteros and Templado (1996).

10: Ortea, Valdés and García-Gómez (1996), Ortea et al. (2001, 2003), all as *H. bilineata viridis*, Malaquias and Calado (1997, as *H. bilineata bilineata*), Moro et al. (2003).

11: ?Ledoyer (1967, as *Glossodoris gracilis*), Ortea, Valdés and García-Gómez (1996), Wirtz (1999), Malaquias et al. (2001), Wirtz and Debelius (2003).

***Hypselodoris cantabrica* Bouchet and Ortea, 1980**

1: Bouchet and Ortea (1980), Ávila Escartín (1993), Fontana et al. (1993), Ortea, Valdés and García-Gómez (1996).

2: Bouchet and Ortea (1980).

3: García-Gómez et al. (1991), Calado et al. (1999, 2005), Malaquias and Morenito (2000), Wirtz and Debelius (2003).

4: García Gómez, Medina and Coveñas (1991), Ortea, Valdés and García-Gómez (1996).

5: García-Gómez (1983), García-Gómez et al. (1989), García-Gómez, Cimino and Medina (1990), Ortea, Valdés and García Gómez (1996), Gosliner and Johnson (1999).

6: Luque (1983, 1986), Ortea, Valdés and García Gómez (1996), Schick (1998), Sánchez Tocino, Ocaña and García (2000a), Ocaña et al. (2000).

***Hypselodoris malacitana* Luque, 1986**

- 5: Sánchez-Santos (pers. comm.).
- 6: Luque (1986), Ortea, Valdés and García-Gómez (1996), Ocaña *et al.* (2000), Peñas *et al.* (in press).

***Hypselodoris tricolor* (Cantraine, 1835) / *Hypselodoris midatlantica* Gosliner, 1990⁽⁸⁴⁾**

- 1: Ávila Escartín (1993).
- 2: Ortea (1977c, as *Glossodoris tricolor*), Ortea, Valdés and García-Gómez (1996).
- 3: Calado *et al.* (1999, 2005), Muzavor and Morenito (1999), Malaquias and Morenito (2000).
- 4: García Gómez, Medina and Coveñas (1991).
- 5: García-Gómez (1983), García-Gómez *et al.* (1989), García Gómez, Medina and Coveñas (1991), Ortea, Valdés and García-Gómez (1996), Gosliner and Johnson (1999).
- 6: Luque (1983, 1986), Salas and Luque (1986), Schick (1998), Ocaña *et al.* (2000), Peñas *et al.* (in press).
- 7: Ortea, Valdés and García-Gómez (1996), Marín and Ros (1987), Templado *et al.* (2002).
- 8: Ballesteros *et al.* (1986), Ortea, Valdés and García-Gómez (1996).
- 9: Vicente (1964), Ros (1975, 1978b), Ros and Altimira (1977), Pereira (1980), Altimira, Huelin and Ros (1981), Huelin and Ros (1984), Ballesteros (1985), Ballesteros and Templado (1996).
- 10: Ballesteros (1981a), Ortea, Valdés and García-Gómez (1996), Ortea *et al.* (2001, 2003), Malaquias and Calado (1997), Moro *et al.* (2003).
- 11: Ortea, Valdés and García-Gómez (1996), Wirtz (1999).
- 12: Gosliner (1990), Ortea, Valdés and García-Gómez (1996), Wirtz (1998), Ávila *et al.* (1998), Ávila (2000), Malaquias (2001), Wirtz and Debelius (2003).

Genus *Chromodoris* Alder and Hancock, 1855

***Chromodoris luteorosea* (Rapp, 1827)⁽⁸⁵⁾**

- 1: Ros (1975), Ortea and Valdés (1991), Wirtz and Debelius (2003).
- 2: Ortea (1977c, as *Glossodoris*).
- 3: Calado *et al.* (1999, 2003), Wirtz and Debelius (2003).
- 4: Cervera and García-Gómez (1986), García-Gómez *et al.* (1989).
- 5: García-Gómez (1983), García-Gómez *et al.* (1989), García-Gómez, Medina and Coveñas (1991).

- 6: Templado *et al.* (1993b), Sánchez Tocino, Ocaña and García (2000a), Ocaña *et al.* (2000), Peñas *et al.* (in press).
- 7: Templado (1982b, 1983, 1984), Templado *et al.* (2002).
- 8: Vicente (1964), Ros (1975, 1978b), Ros and Altimira (1977), Pereira (1980), Altimira, Huelin and Ros (1981) (all these records as *Glossodoris*), Huelin and Ros (1984), Ballesteros (1985).
- 10: Pérez Sánchez and Moreno (1990), Ortea *et al.* (2001), Moro *et al.* (2003).

***Chromodoris purpurea* (Laurillard, 1831)⁽⁸⁵⁾**

- 1: Ortea (1977c, as *Glossodoris*), Ortea and Pérez (1983), Ávila Escartín (1993).
- 2: Ortea (1977c), Urgori and Besteiro (1983), Otero and Trigo (1987).
- 3: De Oliveira (1895, as *C. albescens*), Nobre (1932, as *C. albescens*), García-Gómez *et al.* (1991), Calado *et al.* (1999, 2005), Muzavor and Morenito (1999), Malaquias and Morenito (2000).
- 4: Cervera and García-Gómez (1986).
- 5: García-Gómez (1983), García-Gómez *et al.* (1989), García Gómez, Medina and Coveñas (1991).
- 6: Luque (1983, 1986), Salas and Luque (1986), Templado, Luque and Moreno (1988), Schick (1998), Sánchez Tocino, Ocaña and García (2000a), Ocaña *et al.* (2000), Peñas *et al.* (in press).
- 7: Templado (1982b, 1983, 1984), Ballesteros (1985), Ballesteros *et al.* (1986), Marín and Ros (1987), Templado *et al.* (2002).
- 8: Altimira, Huelin and Ros (1981, as *Glossodoris*), Huelin and Ros (1984), Ballesteros (1985).
- 9: Ros (1975, as *Glossodoris*, 1985b), Ros and Gili (1985), Dekker (1986).
- 10: Pérez-Sánchez and Moreno (1990), Pérez-Sánchez *et al.* (1991), Malaquias (2000), Ortea *et al.* (2001, 2003).
- 11: Wirtz (1994, 1999), Malaquias *et al.* (2001).
- 12: Gosliner (1990), Wirtz (1994, 1995a, 1998), Morton *et al.* (1998), Ávila *et al.* (1998), Ávila (2000), Malaquias (2001), Wirtz and Debelius (2003).

***Chromodoris krohni* (Vérany, 1846)⁽⁸⁵⁾**

- 1: Ros (1975, as *Glossodoris*), Ávila Escartín (1993).
- 2: Ortea (1977c, as *Glossodoris*), Fernández-Ovies (1981, as *Glossodoris*), Urgorri and Besteiro (1983).

- 3: García-Gómez *et al.* (1991), Calado *et al.* (1999, 2003), Malaquias and Morenito (2000), Wirtz and Debelius (2003).
- 4: Cervera and García-Gómez (1986).
- 5: García-Gómez (1982), García-Gómez *et al.* (1989), García Gómez, Medina and Coveñas (1991).
- 6: Hergueta (1985), Luque (1986), Salas and Hergueta (1986), Schick (1998), Sánchez Tocino, Ocaña and García (2000a), Ocaña *et al.* (2000), Peñas *et al.* (in press).
- 7: Templado (1982b), Ballesteros *et al.* (1986), Marín and Ros (1987), Templado *et al.* (2002).
- 8: Ros (1975, 1978b, both as *Glossodoris*), Ros and Altimira (1977, as *Glossodoris*), Ballesteros (1985).
- 9: Ballesteros, Álvarez and Mateo (1986), Dekker (1986).
- 10: Ortea *et al.* (2001), Moro *et al.* (2003).
- 12: Ávila *et al.* (1998), Ávila (2000), Malaquias (2001), Wirtz and Debelius (2003).

***Chromodoris luteopunctata* (Gantès, 1962) ⁽⁸⁶⁾**

- 3: Malaquias and Morenito (2000).
 - 4: Cervera, García-Gómez and Ortea (1989), García Gómez, Medina and Coveñas (1991).
 - 5: García-Gómez *et al.* (1989).
 - 6: Sánchez Tocino, Ocaña and García (2000a), Ocaña *et al.* (2000), Wirtz and Debelius (2003).
 - 10: Ortea and Valdés (1991), Ortea *et al.* (2001), Moro *et al.* (2003), Wirtz and Debelius (2003).
- All these records as *C. rodomaculata*.

***Chromodoris britoi* Ortea and Pérez, 1983 ⁽⁸⁷⁾**

- 1: Ávila Escartín (1993).
- 5: García-Gómez (1987), García Gómez, Medina and Coveñas (1991).
- 6: Luque (1986), Sánchez Tocino, Ocaña and García (2000a), Ocaña *et al.* (2000).
- 7: Templado, Talavera and Murillo (1983), Templado *et al.* (2002), Ballesteros *et al.* (1986).
- 8: Cervera *et al.* (1988).
- 10: Ortea and Pérez (1983), Pérez Sánchez, Bacallado and Ortea (1991), Malaquias and Calado (1997), Malaquias (2000), Ortea *et al.* (2001), Moro *et al.* (2003).
- 11: Ortea, Valdés and Espinosa (1994), Wirtz (1994, 1999).
- 12: Gosliner (1990, as *C. clenchi*), Ortea, Valdés and Espinosa (1994), Wirtz (1994, 1995a, 1998), Ávila *et al.* (1998), Ávila (2000), Malaquias (2001), Wirtz and Debelius (2003).

***Chromodoris goslineri* Ortea and Valdés in Ortea, Valdés and García-Gómez, 1996**

- 12: Ortea, Valdés and García-Gómez (1996), Villena *et al.* (1997), Malaquias (2001).

Genus *Cadlina* Bergh, 1878 ⁽⁸⁸⁾

***Cadlina laevis* (Linnaeus, 1767)**

- 2: Ortea and Urgorri (1981a).
- 5: García-Gómez (1982).
- 7: Templado (1982b, 1983, 1984).
- 8: Ros (1975, 1978b, 1985a), Ros and Altimira (1977), Altimira, Huelin and Ros (1981), Vilella (1994, as *C. boscai* n. sp.).
- 9: Ballesteros and Templado (1996).

***Cadlina pellucida* (Risso, 1826)**

- 1: Ortea (1977c), Fernández-Ovies (1981).
- 2: Ortea (1977c).
- 3: García-Gómez *et al.* (1991), Calado *et al.* (1999, 2003).
- 5: García-Gómez *et al.* (1989).
- 6: Moreno and Templado (1998), Sánchez Tocino, Ocaña and García (2000a), Ocaña *et al.* (2000).
- 7: Templado (1982b, 1983, 1984).
- 9: Ballesteros and Templado (1996).
- 10: Ortea *et al.* (2001), Moro *et al.* (2003).

Family Dorididae Rafinesque, 1815 ⁽⁸⁹⁾

Genus *Doris* Linnaeus, 1758

***Doris verrucosa* Linnaeus, 1758**

- 1: Nordsieck (1972), Ortea (1977c), Fernández-Ovies (1981), Ávila Escartín (1993).
- 2: Urgorri and Besteiro (1983, 1984), Rolán (1983), Trigo and Otero (1987).
- 3: De Oliveira (1895, as *Staurodoris*), Hidalgo (1916, as *Staurodoris*), Nobre (1932, as *Staurodoris*), Saldanha (1974), García-Gómez *et al.* (1991).
- 4: Megina (unpubl. data).
- 5: García-Gómez (1982, 2002).
- 6: Luque (1983, 1986), Hergueta and Salas (1987).
- 7: Fez (1974, as *Archidoris*).
- 8: Ros (1975, 1985a, b), Ros and Altimira (1977), Ballesteros (1978, 1985), Altimira, Huelin and Ros (1981), Huelin and Ros (1984).
- 9: Ros (1985b).

- 10: Ortea, Pérez Sánchez and Llera (1982), Pérez Sánchez and Moreno (1990), Pérez Sánchez, Bacallado and Ortea (1991), Ortea *et al.* (2001), Moro *et al.* (2003).

***Doris pseudoargus* Rapp, 1827⁽⁹⁰⁾**

- 1: Ortea (1977c, as *Archidoris tuberculata*), Ávila Escartín (1993, as *A. tuberculata*).
 2: Ortea (1977c, as *A. pseudoargus*), Urgorri and Besteiro (1983, 1984, both as *A. pseudoargus*), Rolán (1983, as *A. pseudoragus*), Valdés (2002a).
 3: De Oliveira (1895, as *A. tuberculata*), Nobre (1932, as *A. tuberculata*), Calado *et al.* (1999, as *A. pseudoargus*, 2003).
 5: García-Gómez (1983, as *A. tuberculata*, 2002, as *A. pseudoargus*), Rueda, Salas and Gofas (2000, as *A. pseudoargus*).
 6: Luque (1983, 1986), Templado *et al.* (1993b) (all these records as *A. tuberculata*).
 8: Ros (1975, as *A. tuberculata*), Ballesteros (1985, as *A. tuberculata*).
 9: Altaba (1993, as *A. tuberculata*).

***Doris bertheloti* (D'Orbigny, 1839)**

- 10: D'Orbigny (1839, as *Doridigitata*), Ortea and Bacallado (1981), Ortea, Pérez Sánchez and Llera (1982), Pérez Sánchez, Bacallado and Ortea (1991), Ortea *et al.* (2001), Moro *et al.* (2003).
 11: Wirtz (1999).

***Doris ocelligera* (Bergh, 1881)**

- 1: Ortea (1977c), Fernández-Ovies (1981).
 2: Urgorri and Besteiro (1983, 1984), Rolán (1983).
 3: García-Gómez *et al.* (1991), Calado *et al.* (1999).
 5: García-Gómez *et al.* (1989).
 6: Ballesteros *et al.* (1986).
 7: Templado (1982b, 1983, 1984), Ballesteros *et al.* (1986), Marín and Ros (1987a), Templado, Luque and Moreno (1988).
 9: Templado (1982a).
 12: Azevedo and Gofas (1990), Ávila *et al.* (1998), Ávila (2000), Malaquias (2001).

***Doris sticta* (Iredale and O'Donoghue, 1923)⁽⁹¹⁾**

- 1: Cervera *et al.* (1988, as *D. maculata*).
 3: Gavaia *et al.* (2004), Calado *et al.* (2003, as *D. cf. sticta*).
 5: García-Gómez (1987, as *D. maculata*).
 8: Ballesteros (1985, as *D. maculata*).
 11: Malaquias (unpubl. data).

***Doris ? alboranica* Bouchet, 1977**

- 6: Bouchet (1977).

Genus *Aldisa* Bergh, 1878

***Aldisa zetlandica* (Alder and Hancock, 1854)**

- 3: Nobre (1896).
 12: Bergh (1899), Nodsieck (1972), Picton and Morrow (1994), Malaquias (2001).

***Aldisa berghi* Vayssièrre, 1901**

- 1: Hidalgo (1916).

***Aldisa banyulensis* Pruvot-Fol, 1951⁽⁹²⁾**

- 5: García-Gómez (1982), García *et al.* (1986), García-Gómez *et al.* (1989).
 6: Sánchez Tocino, Ocaña and García (2000a), Ocaña *et al.* (2000).
 7: Templado (1982b, 1983, 1984).
 8: Ballesteros (1985).
 9: Ballesteros and Templado (1996).

***Aldisa smaragdina* Ortea, Pérez and Llera, 1982⁽⁹²⁾**

- 2: Ortea (1978a, as *A. banyulensis*).
 3: García-Gómez *et al.* (1991), Calado *et al.* (1999, as *A. binotata*), Calado *et al.* (2003).
 5: García-Gómez (1983), García-Gómez *et al.* (1989).
 6: Luque (1983, 1986), Templado *et al.* (1993b), Ocaña *et al.* (2000), Gavagnin *et al.* (2002).
 7: Templado, Talavera and Murillo (1983), Ballesteros *et al.* (1986), Gavagnin *et al.* (2002).
 9: Ballesteros and Templado (1996).
 10: Ortea, Pérez Sánchez and Llera (1982), Pérez Sánchez and Moreno (1990), Pérez Sánchez, Bacallado and Ortea (1991), Malaquias and Calado (1997), Ortea *et al.* (2001, 2003), Moro *et al.* (2003), Wirtz and Debelius (2003).
 11: Wirtz (1999), Malaquias *et al.* (2001).
 12: Wirtz (1998), Ávila *et al.* (1998), Ávila (2000, as *A. binotata*), Malaquias (2001), Wirtz and Debelius (2003).

***Aldisa expleta* Ortea, Pérez and Llera, 1982⁽⁹²⁾**

- 10: Ortea, Pérez Sánchez and Llera (1982), Ortea *et al.* (2001), Moro *et al.* (2003).

Family Discodorididae Bergh, 1891⁽⁸⁹⁾

Genus *Jorunna* Bergh, 1876

***Jorunna tomentosa* (Cuvier, 1804)**

- 1: Ortea (1977c).
- 2: Ortea (1977c), Urgorri and Besteiro (1983, 1984), Rolán (1983), Valdés and Gosliner (2001).
- 3: De Oliveira (1895, as *J. johnstoni*), Hidalgo (1916, as *J. johnstoni*), Nobre (1932, as *J. johnstoni*), García-Gómez *et al.* (1991), Machado and Fonseca (1997, as *J. johnstoni*), Calado *et al.* (1999, 2003), Malaquias and Morenito (2000).
- 4: Camacho and Gosliner (pers. comm.).
- 5: García-Gómez (1983).
- 6: Ocaña *et al.* (2000), Peñas *et al.* (in press).
- 7: Fez (1974), Marín and Ros (1987).
- 8: Ros (1975), Ballesteros (1984a, 1985).
- 10: Ortea *et al.* (2001), Moro *et al.* (2003).
- 12: Morton *et al.* (1998), Malaquias (2001).

***Jorunna onubensis* Cervera, García-Gómez and García, 1986**

- 3: Malaquias and Morenito (2000).
- 4: Cervera, García-Gómez and García (1986), Cervera (unpubl. data).
- 6: Templado, Luque and Moreno (1988), Sánchez Tocino, Ocaña and García (2000a), Ocaña *et al.* (2000), Wirtz and Debelius (2003).
- 10: Ortea *et al.* (2001), Moro *et al.* (2003), Wirtz and Debelius (2003).
- 11: Wirtz (1999).

Genus *Discodoris* Bergh, 1877

***Discodoris maculosa* Bergh, 1884⁽⁹³⁾**

- 1: Ortea (1977c).
- 5: Sánchez Santos (pers. comm.).
- 6: Sánchez Tocino, Ocaña and García (2000, as *D. fragilis*), Peñas *et al.* (in press).
- 7: Ballesteros, Llera and Ortea (1985, 1986), Marín and Ros (1987).
- 8: Ballesteros, Llera and Ortea (1985).

***Discodoris stellifera* (Vayssière, 1904)⁽⁹⁴⁾**

- 1: Ávila Escartín (1993).
- 3: Calado *et al.* (1999).
- 5: García-Gómez (1983, as *D. planata*).
- 8: Ros (1975, as *Anisodoris*), Ballesteros (1985, as *D. planata*).

***Discodoris tristis* Bergh, 1892**

- 12: Bergh (1892), Malaquias (2001).

***Discodoris edwardsi* Vayssière, 1902**

- 3: Nordsieck (1972).

***Discodoris rubens* Vayssière, 1919**

- 8: Ballesteros (1985).

***Discodoris ? rosi* Ortea, 1979⁽⁹⁵⁾**

- 1: Ortea (1979a), Ávila Escartín (1993).
- 2: Ortea (1979a), Ortea and Urgorri (1979c), Urgorri and Besteiro (1983), Rolán (1983).
- 3: García-Gómez *et al.* (1991), Malaquias and Morenito (2000), Calado *et al.* (1999, 2003).
- 5: García-Gómez (1983), García-Gómez *et al.* (1989).
- 6: Luque (1986), Sánchez Tocino, Ocaña and García (2000a), Ocaña *et al.* (2000).
- 8: Cervera *et al.* (1988).

***Discodoris confusa* Ballesteros, Llera and Ortea, 1985⁽⁹³⁾**

- 10: Ortea, Pérez Sánchez and Bacallado (1981, as *D. fragilis*), Ballesteros, Llera and Ortea (1985), Ortea *et al.* (2001), Moro *et al.* (2003).
- 11: Wirtz (1995b, as *D. fragilis*, 1999), Malaquias *et al.* (2001), Wirtz and Debelius (2003).

Genus *Thordisa* Bergh, 1877

***Thordisa filix* Pruvot-Fol, 1951**

- 3: García-Gómez *et al.* (1991), Calado *et al.* (1999).
- 7: Templado, Luque and Moreno (1988).
- 8: Cervera *et al.* (1988).

***Thordisa azmanii* Cervera and García-Gómez, 1989⁽⁹⁶⁾**

- 1: Ortea and Martínez (1990, as *T. diuda*).
- 3: García-Gómez *et al.* (1991), Calado and Urgorri (1999), Calado *et al.* (1999).
- 4: Cervera and García-Gómez (1989b), Templado *et al.* (1993a).

Genus *Platydoris* Bergh, 1877

***Platydoris argo* (Linnaeus, 1767)**

- 3: De Oliveira (1895), Hidalgo (1916), Nobre (1932), García-Gómez *et al.* (1991), Calado *et al.* (1999).
- 4: Templado *et al.* (1993b).
- 5: Ros (1975), García-Gómez (1983), García, García-Gómez and Cervera (1988), García, García-Gómez and Medel-Soteras (1988),

- García and García-Gómez (1989, 1990b), García-Gómez *et al.* (1989), Megina (2000), Megina *et al.* (2002).
- 6: Luque (1983, 1986), Ballesteros *et al.* (1986), Schick (1998), Sánchez Tocino, Ocaña and García (2000a), Ocaña *et al.* (2000), Valdés and Ortea (2001), Peñas *et al.* (in press).
- 7: Templado (1982b), Ballesteros (1985), Ballesteros *et al.* (1986), Marín and Ros (1987), Dorgan, Valdés and Gosliner (2002), Templado *et al.* (2002).
- 8: Ros (1975, 1985b), Altimira, Huelin and Ros (1981), Huelin and Ros (1984), Ballesteros (1985), Ávila Escartín (1993).
- 9: Ros (1981b, 1985b), Templado (1982a), Ros and Gili (1985).
- 10: D'Orbigny (1839, as *Doris canariensis*), Bergh (1877, 1892), Odhner (1931, as *Argus argo*), Nordsieck (1972), Altimira and Ros (1979, as *P. cf. argo cf. canariensis*), Ortea and Bacallado (1981), Ortea, Pérez Sánchez and Llera (1982), Pérez-Sánchez and Moreno (1990), Pérez Sánchez, Bacallado and Ortea (1991), Malaquias and Calado (1997), Ortea *et al.* (2001), Valdés and Gosliner (2001), Dorgan, Valdés and Gosliner (2002), Moro *et al.* (2003), Wirtz and Debelius (2003).
- 11: Wirtz (1994, 1999), Valdés and Gosliner (2001), Malaquias *et al.* (2001), Dorgan, Valdés and Gosliner (2002).
- 12: Bergh (1899), Wirtz and Martins (1993), Wirtz (1994, 1998), Ávila *et al.* (1998), Ávila (2000), Malaquias (2001), Wirtz and Debelius (2003).

***Platydoris stomascuta* Bouchet, 1977** ⁽⁹⁷⁾

- 12: Bouchet (1977), Malaquias (2001).

Genus *Rostanga* Bergh, 1879

***Rostanga rubra* (Risso, 1818)** ⁽⁹⁸⁾

- 1: Hidalgo (1916).
- 2: Vayssière (1913), Ortea (1977c), Fernández-Ovies (1981), Urgorri and Besteiro (1983, 1984), Rolán (1983), Valdés and Gosliner (2001).
- 3: De Oliveira (1895), Hidalgo (1916), Nobre (1932), García-Gómez *et al.* (1991), Calado *et al.* (1999, 2003).
- 4: Cervera (1988).
- 5: García-Gómez (1982, 1986b, 2002).
- 6: Templado, Luque and Moreno (1988), Sánchez Tocino, Ocaña and García (2000a), Ocaña *et al.* (2000).
- 7: Templado (1982b, 1983, 1984).

- 8: Ros (1975).
- 10: Ortea *et al.* (2001), Moro *et al.* (2003), Wirtz and Debelius (2003).
- 11: Wirtz (1999).

Genus *Peltodoris* Bergh, 1880 ⁽⁹⁹⁾

***Peltodoris punctifera* (Abraham, 1877)**

- 10: D'Orbigny (1839, as *Doris punctata*), Ortea and Bacallado (1981), Ballesteros, Llera and Ortea (1985), Pérez Sánchez, Bacallado and Ortea (1991), Ortea *et al.* (2001, 2003), Moro *et al.* (2003).
- 11: Wirtz (1999, as *Discodoris*).

***Peltodoris atromaculata* Bergh, 1880**

- 1: Ros (1975).
- 3: Gavaia *et al.* (2004).
- 5: García-Gómez (1983), García-Gómez *et al.* (1989).
- 6: Luque (1986), Schick (1998), Sánchez Tocino, Ocaña and García (2000a), Ocaña *et al.* (2000), Peñas *et al.* (in press).
- 7: Templado (1982b), Ballesteros (1985), Ballesteros *et al.* (1986), Marín and Ros (1987), Ávila Escartín (1993), Valdés (2002a), Templado *et al.* (2002).
- 8: Vicente (1964), Ros (1975, 1978b, 1985 a, b), Ros and Altimira (1977), Pereira (1980, 1981), Altimira, Huelin and Ros (1981), Bibiloni (1981), Huelin and Ros (1984), Ballesteros (1985), Ávila Escartín (1993), Ávila (1996), Valdés (2002a).
- 9: Ros (1975, 1978b, 1981b, 1985b), Ballesteros (1981a, 1985), Ros and Gili (1995), Ballesteros *et al.* (1986), Dekker (1996), Altaba (1993), Ávila Escartín (1993).
- 10: Pérez-Sánchez and Moreno (1990), Pérez Sánchez, Bacallado and Ortea (1991), Ortea *et al.* (2001), Moro *et al.* (2003), Wirtz and Debelius (2003).
- 11: Wirtz (1994, 1999), Malaquias *et al.* (2001).
- 12: Wirtz and Martins (1993), Wirtz (1994, 1995a, 1998), Morton *et al.* (1998), Ávila *et al.* (1998), Ávila (2000), Malaquias (2001), Valdés (2002a).

Genus *Paradoris* Bergh, 1884

***Paradoris indecora* Bergh, 1881**

- 3: Wirtz and Debelius (2003).
- 4: Cervera (unpubl. data).
- 5: Ávila Escartín (1993).
- 6: Ávila Escartín (1993).

- 7: Templado (1982b, as *Discodoris*, 1983, 1984), Ballesteros *et al.* (1986, as *Discodoris*), Marín and Ros (1987, as *Discodoris*), Marín *et al.* (1997), Valdés (2002a), Templado *et al.* (2002).
 8: Ballesteros (unpubl. data).
 9: Ballesteros and Templado (1996).
 10: Ortea (1995), Ortea *et al.* (2001), Moro *et al.* (2003), Wirtz and Debelius (2003).

***Paradoris ceneris* Ortea, 1995**

- 10: Ortea (1995), Templado, Villena and Fernández (1995), Ortea *et al.* (2001), Moro *et al.* (2003).

***Paradoris inversa* Ortea, 1995**

- 10: Ortea (1995), Templado, Villena and Fernández (1995), Ortea *et al.* (2001), Moro *et al.* (2003).

***Paradoris mollis* Ortea, 1995**

- 10: Ortea (1995), Templado, Villena and Fernández (1995), Ortea *et al.* (2001), Moro *et al.* (2003).

Genus *Baptodoris* Bergh, 1884***Baptodoris cinnabarina* Bergh, 1884** ⁽¹⁰⁰⁾

- 1: Bouchet (1977, bathyal, as *Platydoris maculata*).
 5: Sánchez-Santos (pers. comm.)
 7: Valdés and Gosliner (2001), Templado *et al.* (2002).
 9: Ballesteros and Valdés (1999).
 10: Ballesteros and Valdés (1999).

***Baptodoris perezi* Llera and Ortea in Ortea, Pérez and Llera, 1982** ⁽¹⁰¹⁾

- 4: Cervera *et al.* (1986).
 6: Cervera *et al.* (1986).
 10: Ortea, Pérez Sánchez and Llera (1982), Ortea *et al.* (2001, 2003), Moro *et al.* (2003).
 11: Wirtz (1999).

Genus *Geitodoris* Bergh, 1891 ⁽¹⁰²⁾***Geitodoris planata* (Alder and Hancock, 1846)** ⁽⁹⁴⁾

- 1: Cervera *et al.* (1988), Ortea (1990).
 3: De Oliveira (1895, as *Platydoris*), Nobre (1932, as *Platydoris*), Ferreira (1966, as *Archidoris planata*), García-Gómez *et al.* (1991), Calado *et al.* (1999), Macedo, Macedo and Borges (1999).
 4: Cervera, García-Gómez and García (1985).
 5: Sánchez-Santos (pers. comm.).
 6: Sánchez Tocino, Ocaña and García (2000a), Ocaña *et al.* (2000).

- 8: Ballesteros (unpubl. data)
 9: Ballesteros and Templado (1996).
 10: Ortea (1990), Malaquias and Calado (1997), Ortea *et al.* (2001), Moro *et al.* (2003).
 11: Wirtz (1999).
 12: Azevedo and Gofas (1990, as *G. cf. planata*), Wirtz (1998), Ávila *et al.* (1998), Ávila (2000), Malaquias (2001), Wirtz and Debelius (2003).

***Geitodoris pusae* (Marcus, 1955)** ⁽¹⁰³⁾

- 10: Ortea, Luque and Templado (1988), Ortea *et al.* (2001), Ortea (1990), Moro *et al.* (2003).
 11: Malaquias and Cervera (unpubl. data).

***Geitodoris portmanni* (Schmekel, 1972)**

- 6: Sánchez Tocino, Ocaña and García (2000a), Ocaña *et al.* (2000).
 7: Marín and Ros (1987, as *Carryodoris*).
 8: Cervera *et al.* (1988).

***Geitodoris bonosi* Ortea and Ballesteros, 1981**

- 1: Ortea and Ballesteros (1981).
 2: Ortea and Ballesteros (1981), Ballesteros (1981a, 1985).
 8: Ballesteros (unpubl. data)

***Geitodoris bacalladoi* Ortea, 1990**

- 10: Ortea (1990), Ortea *et al.* (2001), Moro *et al.* (2003).

***Geitodoris perfossa* Ortea, 1990**

- 10: Ortea (1990), Malaquias and Calado (1997, as *G. cf. perfossa*), Ortea *et al.* (2001), Moro *et al.* (2003), Wirtz and Debelius (2003).
 11: Wirtz (1995b, 1999).

Genus *Taringa* Marcus, 1955 ⁽¹⁰⁴⁾***Taringa millegrana* (Alder and Hancock, 1854)** ⁽¹⁰⁵⁾

- 5: García-Gómez, Cervera and García-Martín (1993, as *T. tarifensis*).
 10: Ortea and Martínez (1992b, as *T. fanabensis*), Ortea *et al.* (2001), Moro *et al.* (2003, as *T. fanabensis*).
 11: Wirtz (1999, as *T. cf. fanabensis*), Malaquias *et al.* (2001, *T. cf. fanabensis*).

***Taringa oleica* Ortea, Pérez and Llera, 1982**

- 10: Ortea, Pérez Sánchez and Llera (1982), Ortea *et al.* (2001), Ortea and Martínez (1992b), Moro *et al.* (2003).

Taringa ascitica Ortea, Pérez and Llera, 1982

10: Ortea, Pérez Sánchez and Llera (1982), Ortea *et al.* (2001), Ortea and Martínez (1992b), Moro *et al.* (2003).

Taringa tritorquis Ortea, Pérez and Llera, 1982

10: Ortea, Pérez Sánchez and Llera (1982), Ortea *et al.* (2001), Ortea and Martínez (1992b), Moro *et al.* (2003).

Taringa bacalladoi Ortea, Pérez and Llera, 1982

10: Ortea, Pérez Sánchez and Llera (1982), Ortea *et al.* (2001), Ortea and Martínez (1992b), Moro *et al.* (2003).

Taringa faba Ballesteros, Llera and Ortea, 1985

8: Ballesteros, Llera and Ortea (1985), Cervera *et al.* (1988), Ortea and Martínez (1992b), Giribet and Peñas (1997).

Genus *Thorybopus* Bouchet, 1977

Thorybopus lophatus Bouchet, 1977

12: Bouchet (1977), Malaquias (2001).

LABIOSTOMATA *incerta sedis*

Genus *Carminodoris* Bergh, 1889 ⁽¹⁰⁶⁾

Carminodoris ? boucheti Ortea, 1979 ⁽¹⁰⁶⁾

2: Ortea (1979a), Ortea (1980a), Fernández-Ovies (1981).

5: Sánchez-Santos (pers. comm.).

8: Ballesteros and Ortea (1981), Ballesteros (1985), Cervera *et al.* (1988).

Carminodoris ? spinobranchialis Ortea and Martínez, 1992 ⁽¹⁰⁶⁾

1: Ortea and Martínez (1992a), Villena *et al.* (1997).

POROSTOMATA Bergh, 1878

Family Phyllidiidae Rafinesque, 1814

Genus *Phyllidia* Cuvier, 1797

Phyllidia flava (Aradas, 1847) ⁽¹⁰⁷⁾

8: Pruvot-Fol (1954), Ros (1980b, 1985b), Altimira, Huelin and Ros (1981), Huelin and Ros (1984).

9: Ros (1981b, 1985b), Ros and Gili (1985), Dekker (1986).

10: Ortea *et al.* (2001), Moro *et al.* (2003), Wirtz and Debelius (2003).

All records, except those from the region 10, as *P. rolandiae* (Pruvot-Fol, 1954) or *P. Pulitzeri* (Pruvot-Fol, 1954).

Genus *Phyllidiopsis* Bergh, 1875

Phyllidiopsis berghi (Vayssière, 1902)

10: Valdés and Ortea (1996), Ortea *et al.* (2001), Moro *et al.* (2003).

12: Bouchet (1977, as *P. gynenopla*), Valdés and Ortea (1996), Malaquias (2001).

Phyllidiopsis bayi (Bouchet, 1983) ⁽¹⁰⁸⁾

5: García-Gómez (1987, as *Fryeria bayi*).

6: Valdés and Gosliner (1999), Peñas *et al.* (in press).

7: Cervera *et al.* (1988).

9: Ballesteros and Templado (1996).

Phyllidiopsis boucheti Valdés and Ortea, 1996

10: Valdés and Ortea (1996), Ortea *et al.* (2001), Moro *et al.* (2003).

Genus *Reticulidia* Brunckhorst, 1990

Reticulidia gofasi Valdés and Ortea, 1996

12: Valdés and Ortea (1996), Malaquias (2001).

Family Dendrodorididae O'Donoghue, 1924

Genus *Dendrodoris* Ehrenberg, 1831

Dendrodoris limbata (Cuvier, 1804) ^{(109) (110)}

3: De Oliveira (1895, as *Doriopsis*), Nobre (1932, as *Doriopsis*), García-Gómez *et al.* (1991), Calado *et al.* (1999, 2003).

4: García-Gómez (1982), Cervera and García-Gómez (1986).

5: García-Gómez (1982), García-Gómez *et al.* (1989).

6: Luque (1983, 1986), Ballesteros *et al.* (1986), Sánchez Tocino, Ocaña and García (2000a), Ocaña *et al.* (2000), Valdés *et al.* (1996).

7: De Fez (1974, as *Doriopsis*), Templado (1982b, 1983, 1984), Ballesteros *et al.* (1986), Ávila Escartín (1993), Templado *et al.* (2002).

8: Ros (1975, 1985b), Ballesteros (1978, 1985), Pereira (1980), Altimira, Huelin and Ros (1981), Huelin and Ros (1984), Ávila Escartín (1993), Valdés *et al.* (1996).

9: Ros (1985b), Ballesteros, Álvarez and Mateo (1986), Ávila Escartín (1993), Valdés *et al.* (1996).

Dendrodoris grandiflora (Rapp, 1827) ^{(109) (110)}

3: De Oliveira (1895, as *Doriopsis*), Nobre (1932, as

- Doriopsis*), García-Gómez *et al.* (1991), Valdés *et al.* (1996), Calado *et al.* (1999), Muzavor and Morenito (1999), Malaquias and Morenito (2000), Wirtz and Debelius (2003).
- 4: García-Gómez (1982), Cervera (1988, unpubl. data).
 - 5: García-Gómez (1983), García-Gómez *et al.* (1989), Valdés *et al.* (1996).
 - 6: Luque (1983, 1986), Ocaña *et al.* (2000), Valdés *et al.* (1996).
 - 7: Templado (1982b, 1983, 1984), Marín and Ros (1987), Valdés *et al.* (1996).
 - 8: Ros (1975), Pereira (1980), Altimira, Huelin and Ros (1981), Huelin and Ros (1984), Ballesteros (1985), Valdés *et al.* (1996).
 - 9: Ballesteros (1981a, 1985), Ros (1985b), Ros and Gili (1985), Ballesteros, Álvarez and Mateo (1986), Valdés *et al.* (1996).
 - 10: Pérez-Sánchez and Moreno (1990, as *D. limbata*), Pérez Sánchez, Bacallado and Ortea (1991, as *D. limbata*), Valdés *et al.* (1996), Ortea *et al.* (2001), Moro *et al.* (2003), Wirtz and Debelius (2003).
 - 11: Malaquias (unpubl. data).

***Dendrodoris herytra* Valdés and Ortea in Valdés, Ortea, Ávila and Ballesteros, 1996** ⁽¹¹⁰⁾

- 1: Ávila Escartín (1993, as *D. grandiflora*).
- 2: Ortea (1977c, as *D. limbata* and *D. grandiflora*), Rolán, Otero and Rolán-Álvarez (1989, as *D. grandiflora*), Valdés *et al.* (1996).
- 3: Gavaia *et al.* (2004), Calado *et al.* (2003).
- 4: Valdés *et al.* (1996), Cervera (unpubl. data).
- 5: García-Gómez (1984a, as *Dendrodoris* sp., 2002).
- 6: Valdés *et al.* (1996).
- 10: Valdés *et al.* (1996), Ortea *et al.* (2001), Moro *et al.* (2003).
- 11: Valdés *et al.* (1996), Wirtz (1999).
- 12: ? Bergh (1892, as *Doriopsis limbata*), Odhner (1931, as *Dendrodoris grandiflora*), Valdés *et al.* (1996), Villena *et al.* (1997), Wirtz (1995a, as *Dendrodoris* n. sp., 1998), Ávila *et al.* (1998), Ávila (2000), Malaquias (2001).

Genus *Doriopsilla* Bergh, 1880

***Doriopsilla areolata* Bergh, 1880** ⁽¹¹¹⁾

- 1: Hidalgo (1916), Ballesteros and Ortea (1980), Ávila Escartín (1993), Valdés and Ortea (1997).
- 2: Ballesteros and Ortea (1980), Urgorri and Besteiro (1983), Valdés and Ortea (1997).

- 3: De Oliveira (1895), Hidalgo (1916), Nobre (1932), García-Gómez *et al.* (1991), Valdés and Ortea (1997), Calado *et al.* (1999, 2003), Muzavor and Morenito (1999), Malaquias and Morenito (2000), Wirtz and Debelius (2003).
- 4: Cervera and García-Gómez (1986), Templado *et al.* (1993b).
- 5: García-Gómez (1982), García, García-Gómez and Cervera (1986a), García-Gómez *et al.* (1989), Valdés and Ortea (1997).
- 6: Luque (1983, 1986), Hergueta (1985), Salas and Hergueta (1986), Templado *et al.* (1986, 1993b), Valdés and Ortea (1997), Schick (1998), Sánchez Tocino, Ocaña and García (2000a), Ocaña *et al.* (2000), Peñas *et al.* (in press).
- 7: Templado, Talavera and Murillo (1987).
- 8: Ros (1975, as *D. pusilla*), Ballesteros and Ortea (1980, as *D. evanae*), Ballesteros (1985, as *D. evanae*), Valdés and Ortea (1997).
- 9: Ballesteros and Ortea (1980, as *D. evanae*), Ballesteros (1981a, 1985, both as *D. evanae*), Templado (1982a, as *D. evanae*), Valdés and Ortea (1997), Villena *et al.* (1997).
- 10: Valdés and Ortea (1997), Ortea *et al.* (2001), Moro *et al.* (2003), Wirtz and Debelius (2003).

***Doriopsilla pelseneeri* Oliveira, 1895** ⁽¹¹²⁾

- 1: Ballesteros and Ortea (1980).
- 2: Ortea and Urgorri (1979c, as *Dendrodoris racemosa*), Ballesteros and Ortea (1980), Urgorri and Besteiro (1983, 1984).
- 3: De Oliveira (1895), Hidalgo (1916), Nobre (1932), García-Gómez *et al.* (1991), Valdés and Ortea (1997), Calado *et al.* (1999, 2003).
- 4: Templado *et al.* (1993b).
- 5: García-Gómez *et al.* (1989).
- 6: Templado *et al.* (1993b), Valdés and Ortea (1997), Schick (1998).
- 8: Pruvot-Fol (1954, as *Dendrodoris minima*), Cervera *et al.* (1988).

DEXIARCHIA Schrödl, Wägele and Willan, 2001 ⁽¹¹³⁾

Suborder CLADOBRANCHIA Willan and Morton, 1984 ⁽¹¹⁴⁾

“DENDRONOTINA” Sars, 1878

Family Tritoniidae Lamarck, 1809

Genus *Tritonia* Cuvier, 1803

***Tritonia hombergi* Cuvier, 1803**

- 2: Rolán, Rolán-Álvarez and Ortea (1991).

- 5: García-Gómez (1982).
7: Hidalgo (1916).
8: Ros (1975).

***Tritonia plebeia* Johnston, 1828**

- 2: Urgorri and Besteiro (1983), Rolán (1983).
3: Nobre (1938-40, as *Candiella plebeia*), Calado *et al.* (1999).
8: Ros (1975).

***Tritonia manicata* Deshayes, 1853 ⁽¹¹⁵⁾**

- 1: Ortea (1977a,b), Fernández-Ovies (1981). All as *Duvaucelia*.
2: Ortea (1977a,b), Fernández-Ovies (1981), Urgorri and Besteiro (1983).
3: De Oliveira (1895), Hidalgo (1916), Nobre (1932) (all these as *T. moesta*), García-Gómez *et al.* (1991a), Calado *et al.* (1999, 2003).
4: Cervera and García (1986).
5: García-Gómez (1983), García-Gómez *et al.* (1989).
6: Luque (1983, 1986, as *Duvaucelia*), Ballesteros *et al.* (1986, as *Duvaucelia*), Hergueta and Salas (1987, as *Duvaucelia*), Templado, Luque and Moreno (1988), Sánchez Tocino, Ocaña and García (2000a).
7: Templado (1982b, 1983, 1984), Ballesteros (1985), Ballesteros *et al.* (1986) (all of them as *Duvaucelia*), Marín and Ros (1987), Templado *et al.* (2002).
8: Ros (1975, 1978b, 1985b), Ros and Altamira (1977), Altamira *et al.* (1981), Huelin and Ros (1984), Ballesteros (1985). All of them as *Duvaucelia*.
9: Templado (1982a), Ballesteros, Álvarez and Mateo (1986). Both records as *Duvaucelia*.

***Tritonia (Tritonidoxa) griegi* Odhner, 1922**

- 12: Bouchet (1977), Malaquias (2001).

***Tritonia striata* (Haefelfinger, 1963)**

- 1: Ávila Escartín (1993).
5: Sánchez Santos (unpubl. data).
6: Moreno and Templado (1998), Sánchez Tocino, Ocaña and García (2000a).
7: Templado, Talavera and Murillo (1987), Templado *et al.* (2002).
8: Ros (1975), Pereira (1981), Altamira, Huelin and Ros (1981), Huelin and Ros (1984), Ballesteros (1985).
9: Wirtz and Debelius (2003), Ballesteros and Templado (unpubl. data).
Records before 1985 as *Duvaucelia*.

***Tritonia nilsodhneri* Marcus, 1983 ⁽¹¹⁶⁾**

- 1: Ortea and Urgorri (1981a), Ávila Escartín (1993).
2: Ortea and Urgorri (1981a), Urgorri and Besteiro (1983, 1984), Rolán (1983).
3: García-Gómez *et al.* (1991), Calado *et al.* (1999, 2003).
5: García-Gómez (1983), García-Gómez *et al.* (1989).
6: Sánchez Tocino, Ocaña and García (2000a).
7: Templado, Talavera and Murillo (1983), Templado *et al.* (2002).
8: Ballesteros (1987).
Almost all records as *Duvaucelia* or *Tritonia odhneri*.

Genus *Marionia* Vayssière, 1877

***Marionia blainvillea* (Risso, 1818)**

- 1: Ávila Escartín (1993).
3: De Oliveira (1895), Hidalgo (1916), Nobre (1932) (all these records as *M. quadrilatera*), Calado and Urgorri (1999), Calado *et al.* (1999), Wirtz and Debelius (2003).
4: Vayssière (1913), Hidalgo (1916).
5: García-Gómez (1982), García-Gómez *et al.* (1989), Templado *et al.* (1993b).
6: Templado *et al.* (1986), Sánchez Tocino, Ocaña and García (2000a), Peñas *et al.* (in press).
7: Templado, Talavera and Murillo (1983), Templado *et al.* (2002), Ballesteros *et al.* (1986).
8: Ros (1975).
9: Ballesteros, Álvarez and Mateo (1986).
10: Ortea *et al.* (2001, 2003), Moro *et al.* (2003), Wirtz and Debelius (2003).
11: Wirtz (1995a,b, 1999).
12: Wirtz (1995b, 1998), Ávila *et al.* (1998), Ávila (2000), Malaquias (2001), Wirtz and Debelius (2003).

Genus *Tritoniopsis* Eliot, 1905

***Tritoniopsis cincta* (Pruvot-Fol, 1937)**

- 7: Templado, Luque and Moreno (1988).

Family Scyllaeidae Fischer, 1883

Genus *Scyllaea* Linnaeus, 1758

***Scyllaea pelagica* Linnaeus, 1758**

- 1: Hidalgo (1916).
3: Hidalgo (1916).
12: Simroth (1888), Morton *et al.* (1998), Ávila *et al.* (1998), Ávila (2000), Malaquias (2001).

Family Hancockiidae MacFarland, 1923Genus *Hancockia* Gosse, 1877***Hancockia uncinata* (Hesse, 1872)**

- 1: Fernández-Ovies (1981).
- 2: Ortea and Urgorri (1979b), Urgorri and Besteiro (1983, 1984).
- 3: Gavaia *et al.* (2004), Calado *et al.* (2003).
- 5: García-Gómez *et al.* (1989).
- 6: Moreno and Templado (1998), Sánchez Tocino, Ocaña and García (2000a).
- 7: Templado, Talavera and Murillo (1987).
- 8: Ballesteros (1985).
- 9: Ballesteros (unpubl. data).
- 10: Ortea *et al.* (2001, 2003), Moro *et al.* (2003).

Family Lomanotidae Bergh, 1892Genus *Lomanotus* Vérany, 1844***Lomanotus marmoratus* (Alder and Hancock, 1845)**

- 2: Urgorri and Besteiro (1983, 1984, 1986).
- 8: Ballesteros (unpubl. data).

***Lomanotus barlettai* García-Gómez, López González and García, 1990**

- 4: García-Gómez, López-González and García (1990).
- 6: Templado *et al.* (1993b).

Family Tethyidae Alder and Hancock, 1855Genus *Tethys* Linnaeus, 1767***Tethys fimbria* Linnaeus, 1767**

- 1: Ávila Escartín (1993).
- 3: Nobre (1932, as *T. leporina*), García-Gómez *et al.* (1991, as *T. cf. fimbria*).
- 4: Templado *et al.* (1993b).
- 6: Luque (1983, 1986, as *Fimbria*), Sánchez Tocino, Ocaña and García (2000a).
- 7: Templado, Talavera and Murillo (1983), Ballesteros (1985) (both as *Fimbria*).
- 8: Pruvot (1897, 1901), Maluquer (1907), Maluquer (1906-1909), Ros (1975, as *Fimbria*).
- 9: Hidalgo (1916), Templado (1982a, as *Fimbria*), Wirtz and Debelius (2003).
- 10: McAndrew (1852, as *Fimbria*), Ortea *et al.* (2001), Moro *et al.* (2003).

Family Phylliroidae Férussac, 1821Genus *Phylliroe* Péron and Lesueur, 1810***Phylliroe atlantica* Bergh, 1871**

- 10: Odhner (1931), Ortea *et al.* (2001), Moro *et al.* (2003).
- 11: Bergh (1899).
- 12: Wirtz (1998), Malaquias (2001), Wirtz and Debelius (2003).

***Phylliroe bucephala* Péron and Lesueur, 1810**

- 10: Hernández and Giménez (1996), Ortea *et al.* (2001), Moro *et al.* (2003).

Genus *Cephalopyge* Hanel, 1905***Cephalopyge trematoides* (Chun, 1889)**

- 10: Odhner (1931), Ortea *et al.* (2001), Moro *et al.* (2003).

Family Dendronotidae Sars, 1878Genus *Dendronotus* Alder and Hancock, 1845***Dendronotus frondosus* (Ascanius, 1774)**

- 1: Hidalgo (1916, as *D. arborescens*).

Family Dotoidae Gray, 1853Genus *Doto* Oken, 1815***Doto coronata* (Gmelin, 1791)**

- 1: Hidalgo (1916), Ortea (1977c), Fernández-Ovies (1981), Fernández-Ovies and Ortea (1981).
- 2: Ortea (1977c), Urgorri and Besteiro (1983, 1984).
- 3: Hidalgo (1916), Nobre (1932), Calado *et al.* (1999).
- 5: García-Gómez (1983), García-Gómez *et al.* (1989).
- 7: Templado (1982b, 1983, 1984), Marín and Ros (1987).
- 8: Ballesteros (1985).

***Doto pinnatifida* (Montagu, 1804)**

- 2: Ortea and Urgorri (1978), Fernández-Ovies (1981), Fernández-Ovies and Ortea (1981), Urgorri and Besteiro (1983, 1984), Wirtz and Debelius (2003).
- 3: García-Gómez *et al.* (1991), Calado *et al.* (1999, 2003).
- 5: García-Gómez (1983), García-Gómez *et al.* (1989).

***Doto fragilis* (Forbes, 1838)**

- 1: Hidalgo (1916), Ortea and Urgorri (1978).
- 2: Ortea and Urgorri (1978), Fernández-Ovies (1981), Urgorri and Besteiro (1983, 1984).

***Doto pygmaea* Bergh, 1871**

- 10: Ortea, Moro and Espinosa (1997a), Ortea *et al.* (2001), Moro *et al.* (2003).

***Doto rosea* Trinchese, 1881**

- 3: De Oliveira (1895), Hidalgo (1916), Nobre (1832), García-Gómez *et al.* (1991), Calado *et al.* (1999, 2003).
- 4: Cervera (unpubl. data).
- 5: García-Gómez (1987), García-Gómez *et al.* (1989).
- 6: Templado, Luque and Moreno (1988).
- 7: Marín and Ros (1991).

***Doto paulinae* Trinchese, 1881**

- 7: Marín and Ros (1991).
- 8: Ballesteros (1985, as *D. cf. paulinae*).

***Doto cinerea* Trinchese, 1881**

- 6: Ballesteros *et al.* (1986).
- 7: Templado, Talavera and Murillo (1983).
- 9: Templado (1982a, as *Doto* sp.).

***Doto floridicola* Simroth, 1888**

- 3: Calado *et al.* (1999, 2003), García-Gómez *et al.* (1991).
- 5: García-Gómez (1983), García-Gómez *et al.* (1989).
- 6: Templado, Luque and Moreno (1988).
- 7: Templado (1982b).
- 8: Ballesteros (1985).
- 9: Ballesteros and Templado (1996).
- 10: Ortea *et al.* (2003), Ortea, Caballer and Moro (2003).
- 11: Ortea, Caballer and Moro (2003).
- 12: Simroth (1888), Wirtz (1998), Ávila *et al.* (1998), Ávila (2000), Malaquias (2001).

***Doto pita* Marcus, 1955**

- 10: Ortea, Moro and Espinosa (1999), Ortea *et al.* (2001, 2003), Moro *et al.* (2003).

***Doto doerga* Marcus and Marcus, 1963**

- 7: Marín and Ros (1991).

***Doto dunnei* Lemche, 1976**

- 1: Ortea and Urgorri (1978).

- 2: Urgorri and Besteiro (1983, 1984).

- 3: Calado *et al.* (1999, 2003).

- 5: García-Gómez (1983).

***Doto millbayana* Lemche, 1976**

- 1: Ortea and Urgorri (1978), Fernández-Ovies (1981), Fernández-Ovies and Ortea (1981).

- 3: Gavaia *et al.* (2004).

- 4: Cervera and García (1986).

- 5: García-Gómez *et al.* (1989).

***Doto koenneckeri* Lemche, 1976**

- 1: Ortea and Urgorri (1978), Fernández-Ovies (1981).

- 2: Ortea and Urgorri (1978), Fernández-Ovies (1981), Fernández-Ovies and Ortea (1981), Urgorri and Besteiro (1983, 1984).

- 3: García-Gómez *et al.* (1991), Calado *et al.* (1999, 2003).

- 6: Templado, Luque and Moreno (1988), Sánchez Tocino, Ocaña and García (2000a).

- 8: Ballesteros (1984a, 1985).

- 12: Calado (2002).

***Doto eireana* Lemche, 1976**

- 1: Ortea and Urgorri (1978), Fernández-Ovies (1981), Fernández-Ovies and Ortea (1981).

- 2: Urgorri and Besteiro (1983, 1984).

- 3: Calado *et al.* (2003).

***Doto tuberculata* Lemche, 1976**

- 2: Ortea and Urgorri (1978), Fernández-Ovies (1981), Fernández-Ovies and Ortea (1981), Urgorri and Besteiro (1983, 1984).

- 10: Pérez Sánchez, Ortea and Bacallado (1990), Pérez Sánchez, Bacallado and Ortea (1991).

***Doto acuta* Schmekel and Kress, 1977**

- 7: Marín and Ros (1990).

***Doto arteoi* Ortea, 1978**

- 1: Ortea (1978b).

- 2: Ortea (1978b).

- 3: García-Gómez *et al.* (1991).

***Doto lemchei* Ortea and Urgorri, 1978**

- 1: Ortea and Urgorri (1978).

- 2: Ortea and Urgorri (1978), Fernández-Ovies (1981), Fernández-Ovies and Ortea (1981), Urgorri and Besteiro (1983, 1984).

- 3: Calado *et al.* (1999).

***Doto oblicua* Ortea and Urgorri, 1978**

- 1: Ortea and Urgorri (1978), Fernández-Ovies (1981).
2: Urgorri and Besteiro (1983, 1984).

***Doto verdicioi* Ortea and Urgorri, 1978**

- 1: Ortea and Urgorri (1978), Fernández-Ovies (1981), Fernández-Ovies and Ortea (1981).
2: Urgorri (1983), Urgorri and Besteiro (1983, 1984).
3: García-Gómez *et al.* (1991), Calado *et al.* (1999, 2003).

***Doto fluctifraga* Ortea and Pérez, 1982**

- 10: Ortea and Pérez (1982), Pérez Sánchez, Ortea and Bacallado (1990), Pérez Sánchez, Bacallado and Ortea (1991), Ortea *et al.* (2001), Moro *et al.* (2003).

***Doto furva* García-Gómez and Ortea, 1983**

- 6: García-Gómez and Ortea (1983), García-Gómez *et al.* (1989), García-Gómez, López de la Cuadra and Balbuena Marcilla (1989).
12: Calado (2002), Wirtz and Debelius (2003, as *D. fluctifraga*).

***Doto ungis* Ortea and Rodríguez, 1989**

- 6: Ortea and Rodríguez (1989), Templado *et al.* (1993a,b).

***Doto escatilarí* Ortea, Moro and Espinosa, 1997**

- 10: Ortea, Moro and Espinosa (1997a), Ortea *et al.* (2001, 2003), Moro *et al.* (2003).

***Doto sotilloi* Ortea, Moro and Espinosa, 1997**

- 10: Ortea, Moro and Espinosa (1997a), Ortea *et al.* (2001, 2003), Moro *et al.* (2003).

“ARMININA” Odhner, 1934⁽¹¹⁷⁾**Family Arminidae Iredale and O’Donoghue, 1923**

Genus *Armina* Rafinesque, 1814

***Armina maculata* Rafinesque, 1814**

- 3: De Oliveira (1895), Hidalgo (1916), Nobre (1938-40). All records as *Pleurophyllidia pustulosa*.
4: Cervera (unpubl. data).
5: García-Gómez (1982), García and García-Gómez (1988, 1990a,c).
6: Luque (1983, 1986), Sánchez Tocino, Ocaña and García (2000a).

- 8: Ballesteros (1981b, 1985), Ávila Escartín (1993).

- 9: Altaba and Traveset (1993), Ávila Escartín (1993).

- 11: Wirtz (unpubl. data).

***Armina tigrina* Rafinesque, 1814**

- 3: De Oliveira (1895), Nobre (1938-40). Both records as *Pleurophyllidia undulata*.

- 6: Ocaña *et al.* (2000), Witz and Debelius (2003).

- 7: Templado *et al.* (2002).

- 8: Ballesteros (1983).

***Armina neapolitana* (Delle Chiaje, 1824)**

- 3: De Oliveira (1895), Hidalgo (1916), Nobre (1932). All records as *Pleurophyllidia undulata*.

- 8: Ballesteros (1987).

***Armina loveni* (Bergh, 1860)**

- 3: Ferreira (1966, as *A. lineata*).

- 10: Ortea *et al.* (2001), Moro *et al.* (2003).

Genus *Heterodoris* Verrill and Emerton in Verrill, 1882

***Heterodoris robusta* Verrill and Emerton in Verrill, 1882**

- 1: Bouchet (1977, bathyal).

Family Madrellidae Preston, 1911

Genus *Madrella* Alder and Hancock, 1864

***Madrella aurantiaca* Vayssiére, 1902**

- 9: Ballesteros and Templado (1996).

Family Proctonotidae Gray, 1853⁽¹¹⁸⁾

Genus *Janolus* Bergh, 1884⁽¹¹⁹⁾

***Janolus cristatus* (Delle Chiaje, 1841)**

- 1: Hidalgo (1916), Fernández-Ovies (1981, as *Antiopella cristata*).

- 2: Urgorri and Besteiro (1983, 1984, both records as *Antiopella*).

- 3: Nobre (1932, as *Antiopa cristata*), García-Gómez *et al.* (1991), Calado *et al.* (1999, 2003).

- 4: Cervera and García (1986).

- 5: García-Gómez (1983), García-Gómez *et al.* (1989).

- 6: Luque (1983, 1986, as *Antiopella*), Templado, Luque and Moreno (1988), Sánchez Tocino, Ocaña and García (2000a), Ocaña *et al.* (2000).

- 7: Fez (1974, as *Janus cristatus*), Templado, Talavera and Murillo (1987).
 8: Theodor (1964), Ballesteros (1985).
 10: Ortea *et al.* (2001), Moro *et al.* (2003), Wirtz and Debelius (2003).
 11: Wirtz (1995a, 1999).

***Janolus hyalinus* (Alder and Hancock, 1854)**

- 1: Ortea (1978a).
 2: Ortea (1978a), Urgorri and Besteiro (1983, 1984).
 3: Calado *et al.* (2003).
 5: García-Gómez *et al.* (1989).
 7: Templado (1982b, 1983, 1984).

***Janolus faustoi* Ortea and Llera, 1988**

- 10: Ortea and Llera (1988), Ortea *et al.* (2001, 2003), Moro *et al.* (2003).
 11: Malaquias (unpubl. data).

“AEOLIDINA” Odhner, 1934

Family Flabellinidae Bergh, 1889

Genus *Flabellina* Voigt, 1834 ⁽¹²⁰⁾

***Flabellina affinis* (Gmelin, 1791)**

- 3: García-Gómez *et al.* (1991), Calado and Urgorri (1999), Calado *et al.* (1999).
 4: García-Gómez (1984a), Cervera and García-Gómez (1986), Wirtz and Debelius (2003).
 5: García-Gómez (1982, 1986a, 2002), Schulze and Wägele (1998), García-Gómez *et al.* (1989).
 6: Luque (1983, 1986), Ballesteros *et al.* (1986), Cervera, López-González and García-Gómez (1998), Schick (1998), Sánchez Tocino, Ocaña and García (2000a), Ocaña *et al.* (2000), Peñas *et al.* (in press).
 7: Fez (1974), Templado (1982b), Ballesteros (1983), Ballesteros *et al.* (1986), Marín and Ros (1987), Templado *et al.* (2002).
 8: Vicente (1964), Ros (1975, 1978b, 1985a,b), Ros and Altimira (1977), Pereira (1980, 1981), Altimira, Huelin and Ros (1981), Bibiloni (1981), Huelin and Ros (1984), Ballesteros (1985).
 9: Ros (1975, 1978b, 1981), Ballesteros (1981b, 1985), Ballesteros, Llera and Ortea (1985).
 10: Pérez Sánchez, Ortea and Bacallado (1990), Pérez Sánchez, Bacallado and Ortea (1991), Moro *et al.* (1995, 2003), Ortea and Espinosa (1998), Ortea *et al.* (2001), Wirtz and Debelius (2003).

***Flabellina pedata* (Montagu, 1815) ⁽¹²⁰⁾**

- 1: Hidalgo (1916), Ros (1975), Ortea (1977c).
 2: Ortea (1977c), Urgorri and Besteiro (1983, 1984), Rolán (1983).
 3: De Oliveira (1895), Hidalgo (1916), Nobre (1932), García-Gómez *et al.* (1991), Calado *et al.* (1999, 2003), Muzavor and Morenito (1999), Malaquias and Morenito (2000).
 4: García-Gómez (1984a), Cervera and García-Gómez (1986).
 5: García-Gómez (1982, as *Coryphella* sp., 1983, 2002), García-Gómez *et al.* (1989), Sánchez-Moyano *et al.* (2000), Wirtz and Debelius (2003).
 6: Luque (1983, 1986), Templado, Luque and Moreno (1988), Sánchez Tocino, Ocaña and García (2000a), Ocaña *et al.* (2000), Peñas *et al.* (in press).
 7: Fez (1974), Templado (1982b, 1983, 1984), Ballesteros (1985), Ballesteros *et al.* (1986).
 8: Vicente (1964), Ros (1975, 1978b, 1985a), Ros and Altimira (1977), Altimira, Huelin and Ros (1981), Huelin and Ros (1984), Ballesteros (1985).
 9: Ros (1978), Ballesteros (1981a), Templado (1982a), Ballesteros, Álvarez and Mateo (1986), Dekker (1986), Wirtz and Debelius (2003).
 12: Gosliner (1994a), Wirtz (1998), Ávila *et al.* (1998), Ávila (2000), Malaquias (2001), Wirtz and Debelius (2003).

Many of all these records are referred as *Coryphella pedata*, except Nobre (1932) that refers as *C. landsburgii*.

***Flabellina pellucida* (Alder and Hancock, 1843) ^{(120), (121)}**

- 8: Ros (1975, 1985a), Ros and Altimira (1977).
 All records referred as *Coryphella*.

***Flabellina gracilis* (Alder and Hancock, 1844) ⁽¹²⁰⁾**

- 1: Hidalgo (1916, as *Coryphella*).

***Flabellina lineata* (Lovén, 1848) ⁽¹²⁰⁾**

- 3: Calado and Urgorri (1999), Calado *et al.* (1999).
 5: García-Gómez (1982, 2002), García-Gómez *et al.* (1989), Wirtz and Debelius (2003).
 7: Fez (1974), Marín and Ros (1987), Templado, Luque and Moreno (1988).
 8: Ros (1975), Ballesteros (1985).
 9: Ballesteros (1981a).
 All records before 1988 and that of Calado *et al.* refer to *Coryphella*.

***Flabellina dushia* (Ev. Marcus and Er. Marcus, 1963)**
10: Ortea, Caballer and Moro (2004, as *Coryphella*).

***Flabellina babai* Schmekel, 1972**

- 3: García-Gómez *et al.* (1991), Calado and Urganri (1999), Calado *et al.* (1999, 2003), Wirtz and Debelius (2003).
4: Megina (unpubl. data).
5: García-Gómez (1984a, 1986a, 2002).
6: Luque (1986), Templado, Talavera and Murillo (1987), Schick (1998), Sánchez Tocino, Ocaña and García (2000a), Ocaña *et al.* (2000).
8: Wirtz and Debelius (2003), Ballesteros (unpubl. data).

***Flabellina baetica* García-Gómez, 1984**

- 4: Megina (unpubl. data).
5: García-Gómez (1984b, 1986a, 2002), García-Gómez *et al.* (1989), Megina (unpubl. data).

***Flabellina insolita* García-Gómez and Cervera, 1989**

- 3: Ortea and Espinosa (1998).
5: García-Gómez and Cervera (1989), Templado *et al.* (1993a).

***Flabellina ischitana* Hirano and Thompson, 1990**

- 3: Ortea and Espinosa (1998), Calado *et al.* (1999, 2005), Wirtz and Debelius (2003).
4: Cervera, López-González and García-Gómez (1998).
5: Cervera, López-González and García-Gómez (1998).
6: Sánchez Tocino, Ocaña and García (2000a), Ocaña *et al.* (2000).
8: Ballesteros (unpubl. data).

Genus *Calmella* Eliot, 1906

***Calmella cavolini* (Vérany, 1846)**

- 6: Ballesteros *et al.* (1986), Sánchez Tocino, Ocaña and García (2000a), Ocaña *et al.* (2000), Wirtz and Debelius (2003).
7: De Fez (1974), Templado (1982b, 1983, 1984), Ballesteros *et al.* (1986), Marín and Ros (1987).
8: Ros (1975, 1978b), Ballesteros (1978, 1985), Altimira, Huelin and Ros (1981), Huelin and Ros (1984).
9: Ballesteros (1981a, 1985), Ballesteros, Álvarez and Mateo (1986), Dekker (1986).

Family Piseinotecidae Edmunds, 1970

Genus *Piseinotecus* Marcus, 1955

***Piseinotecus sphaeriferus* (Schmekel, 1965)**

10: Ortea *et al.* (2003).

***Piseinotecus gabinierei* (Vicente, 1975)**

6: Templado, Luque and Moreno (1988), Sánchez Tocino, Ocaña and García (2000a), Ocaña *et al.* (2000).

***Piseinotecus gaditanus* Cervera, García-Gómez and García, 1987**

- 3: García-Gómez *et al.* (1991), Calado *et al.* (2003).
4: Cervera and García-Gómez (1986, as *Calmella* sp.), Cervera, García-Gómez and García (1987), Templado *et al.* (1993a).
10: Ortea *et al.* (2003).

Family Facelinidae Bergh, 1889

Genus *Favorinus* Gray, 1850

***Favorinus branchialis* (Rathke, 1806)**

- 1: Ortea (1977c), Fernández-Ovies (1981).
2: Urganri and Besteiro (1983, 1984), Rolán (1983).
3: García-Gómez *et al.* (1991), Calado *et al.* (1999, 2005).
4: Cervera (unpubl. data).
5: García-Gómez (1983, 2002), García-Gómez *et al.* (1989), Sánchez-Moyano *et al.* (2000).
6: Ballesteros *et al.* (1986), Ocaña *et al.* (2000).
7: De Fez (1974), Templado (1982b, 1983, 1984), Ballesteros *et al.* (1986), Marín and Ros (1987).
8: Ros (1975), Ballesteros (1985).
10: Ortea (1982), Pérez Sánchez, Ortea and Bacallado (1990), Pérez Sánchez and Moreno (1990), Pérez Sánchez, Bacallado and Ortea (1991), Moro *et al.* (1995, 2003), Ortea *et al.* (2001).
11: Wirtz (unpubl. data).
12: Calado (2002).

***Favorinus ghanensis* Edmunds, 1968**

10: Moro *et al.* (1995, 2003), Ortea *et al.* (2001).

***Favorinus blianus* Lemche and Thompson, 1974**

- 2: Ortea and Urganri (1981), Urganri and Besteiro (1983).
3: Gavaia *et al.* (2004).

***Favorinus vitreus* Ortea, 1982**

- 7: Templado (1982b).
8: Giribet and Peñas (1997), Ortea *et al.* (2001, 2003).

10: Ortea (1982), Pérez Sánchez, Ortea and Bacallado (1990), Pérez Sánchez, Bacallado and Ortea (1991), Moro *et al.* (1995, 2003), Ortea *et al.* (2001, 2003).

Genus *Facelina* Alder and Hancock, 1855

***Facelina annulicornis* (Chamisso and Eisenhart, 1821)** ⁽¹²²⁾

- 1: Ortea (1977c, as *F. punctata*).
- 2: Ortea (1977c), Fernández-Ovies (1981, as *F. punctata*), Urgorri and Besteiro (1983), Rolán (1983).
- 3: De Oliveira (1895), Hidalgo (1916), Nobre (1932) (all these records as *F. punctata*), Calado *et al.* (1999, 2003).
- 5: García-Gómez (1983, 2002), García-Gómez *et al.* (1989).
- 6: Templado, Luque and Moreno (1988), Sánchez Tocino, Ocaña and García (2000a), Ocaña *et al.* (2000).
- 7: De Fez (1974), Templado (1982b, 1983, 1984).
- 8: Ballesteros (1985).
- 9: Templado (1982a).
- 10: Pérez-Sánchez and Moreno (1990), Moro *et al.* (1995, 2003), Ortea *et al.* (2001, 2003).
- 11: Wirtz (1999).
- 12: Calado (2002).

***Facelina bostoniensis* (Couthouy, 1838)** ⁽¹²³⁾

- 1: Ortea (1977c, as *F. drummondii*).
- 3: De Oliveira (1895), Hidalgo (1916), Nobre (1932) (all records as *F. drummondii*), García-Gómez *et al.* (1991).
- 7: Templado (1982b, as *F. drummondii*).
- 8: Ros (1975, 1985a, as *F. drummondii*), Ros and Altimira (1977, as *F. drummondii*), Pereira (1980a, as *F. drummondii*), Ballesteros (1984b, 1985, as *F. drummondii*).

***Facelina coronata* (Forbes and Goodsir, 1839)** ⁽¹²³⁾

- 1: Ortea (1977c), Lastra *et al.* (1988, as *F. auriculata*).
- 2: Ortea (1977c), Urgorri and Besteiro (1983, 1984), Rolán (1983).
- 3: De Oliveira (1895), Hidalgo (1916), Nobre (1932), García-Gómez *et al.* (1991), Calado *et al.* (1999, 2003).
- 4: Cervera and García (1986, as *F. auriculata*).
- 5: García-Gómez (1983, 2002), García-Gómez *et al.* (1989).
- 6: Templado, Luque and Moreno (1988, as *F. auriculata*), Sánchez Tocino, Ocaña and García (2000a), Ocaña *et al.* (2000).

- 7: Fez (1974), Templado (1982b, 1983, 1984), Marín and Ros (1987, as *F. auriculata*).
- 10: Moro *et al.* (1995, 2003), Ortea *et al.* (2001), Wirtz and Debelius (2003, as *F. auriculata*).

***Facelina rubrovittata* (A. Costa, 1866)**

- 4: Cervera and García (1986).
- 5: García-Gómez *et al.* (1989).
- 6: Luque (1983, 1986), Ballesteros *et al.* (1986), Sánchez Tocino, Ocaña and García (2000a), Ocaña *et al.* (2000), Peñas *et al.* (in press).
- 7: Templado (1982b, 1983, as *Acanthopsole*), Marín and Ros (1987).
- 8: Ballesteros (1985, as *Acanthopsole*).
- 9: Ballesteros (1981a, 1985, as *Acanthopsole*).

***Facelina quatrefagesi* (Vayssièrre, 1888)**

- 2: Ortea (1977c).

***Facelina variegata* De Oliveira, 1895**

- 3: De Oliveira (1895), Hidalgo (1916), Nobre (1932).

***Facelina schwobi* (Labbé, 1923)**

- 2: Villena *et al.* (1997).
- 8: Ballesteros *et al.* (1993).

***Facelina dubia* Pruvot-Fol, 1948)**

- 8: Ballesteros *et al.* (1993).

***Facelina fusca* Schmekel, 1966**

- 8: Ros (1975, as *F. cf. fusca*).

Genus *Phidiana* Gray, 1850

***Phidiana lynceus* Bergh, 1867**

- 10: Ortea *et al.* (2001), Moro *et al.* (2003).

Genus *Cratena* Bergh, 1864

***Cratena peregrina* (Gmelin, 1791)**

- 3: Calado *et al.* (1999, 2003).
- 4: García-Gómez (1984a, 2002), Cervera and García (1986).
- 5: García-Gómez *et al.* (1989).
- 6: Ballesteros *et al.* (1986), Schick (1998), Sánchez Tocino, Ocaña and García (2000a), Ocaña *et al.* (2000).
- 7: Templado (1982b), Ballesteros (1985), Ballesteros *et al.* (1986), Marín and Ros (1987), Aguado Giménez (2000), Templado *et al.* (2002).

- 8: Vicente (1964), Ros (1975, 1978b), Ros and Altimira (1977), Ballesteros (1978, 1985), Pereira (1980, 1981), Altimira, Huelin and Ros (1981), Huelin and Ros (1984).
 9: Ballesteros (1981a), Ballesteros, Álvarez and Mateo (1986), Wirtz and Debelius (2003).
 10: Moro *et al.* (1995, 2003), Ortea *et al.* (2001).
 Most of the records before 1986 as *Hervia costai*.

Genus *Caloria* Trinchese, 1888 ⁽¹²⁴⁾

***Caloria elegans* (Alder and Hancock, 1845)**

- 3: Calado and Urgorri (1999), Calado *et al.* (1999, 2003).
 5: García-Gómez (1983, 2002), García-Gómez *et al.* (1989).
 6: Sánchez Tocino, Ocaña and García (2000a), Ocaña *et al.* (2000).
 7: Fez (1974, as *C. maculata*), Templado (1982b, 1983, as *C. maculata*), Templado (1984), Ballesteros *et al.* (1986), Marín and Ros (1987), Templado *et al.* (2002).
 8: Ros (1975, 1978b), Ros and Altimira (1977), Altimira, Huelin and Ros (1981), Huelin and Ros (1984), Ballesteros (1985) (all records as *C. maculata*, except that of Ballesteros (1985)).
 9: Ballesteros (1981a, as *C. maculata*), Ballesteros, Álvarez and Mateo (1986), Dekker (1986).
 10: Moro *et al.* (1995, 2003), Ortea *et al.* (2001), Wirtz and Debelius (2003).
 11: Moro *et al.* (1995), Wirtz (1998, 1999).
 12: Moro *et al.* (1995), Wirtz (1998), Ávila *et al.* (1998), Ávila (2000), Malaquias (2001), Wirtz and Debelius (2003).

Genus *Learchis* Bergh, 1896 ⁽¹²⁴⁾

***Learchis poica* Marcus and Marcus, 1960**

- 11: Cervera and Malaquias (unpubl. data).
 12: Moro (com. pers.).

Genus *Facelinopsis* Pruvot-Fol, 1954

***Facelinopsis marioni* (Vayssière, 1888)**

- 4: Megina (unpubl. data).
 5: García-Gómez (1983, 2002), García-Gómez *et al.* (1989).
 6: Luque (1983, 1986), Ocaña *et al.* (2000).
 8: Ros (1975), Pereira (1980), Ballesteros (1985).

Genus *Dondice* Marcus, 1958 ⁽¹²⁵⁾

***Dondice occidentalis* (Engel, 1925)**

- 10: Ortea *et al.* (2001), Moro *et al.* (2003).

***Dondice banyulensis* Portman and Sandmeier, 1960 ⁽¹²⁵⁾**

- 3: García-Gómez *et al.* (1991), Malaquias and Morenito (2000), Calado and Urgorri (1999), Calado *et al.* (1999, 2003), Muzavor and Morenito (1999), Wirtz and Debelius (2003).
 5: García-Gómez (1982, 2002), García-Gómez and García (1984a, as *Godiva*), García and García-Gómez (1985, as *Godiva*), García-Gómez *et al.* (1989).
 6: Luque (1983, 1986), Templado, Luque and Moreno (1988), Schick (1998), Sánchez Tocino, Ocaña and García (2000a), Ocaña *et al.* (2000).
 7: Templado (1982b, 1983, 1984), Templado, Luque and Moreno (1988), Templado *et al.* (2002).
 8: Vicente (1964), Ros (1975, 1985b), Altimira, Huelin and Ros (1981), Pereira (1981), Huelin and Ros (1984), Ballesteros (1985, as *Godiva*).
 9: Ballesteros (1985, as *Godiva*), Wirtz and Debelius (2003).

Genus *Antonietta* Schmekel, 1966

***Antonietta luteorufa* Schmekel, 1966**

- 7: Marín and Ros (1987, 1990).

Genus *Dicata* Schmekel, 1967

***Dicata odhneri* Schmekel, 1967**

- 3: García-Gómez *et al.* (1991), Calado and Urgorri (1999), Calado *et al.* (1999), Wirtz and Debelius (2003).
 6: Templado and Moreno (1998), Sánchez Tocino, Ocaña and García (2000a), Ocaña *et al.* (2000).
 8: Ballesteros (unpubl. data).
 12: Gosliner (pers. comm.).

Genus *Pruvotfolia* Tardy, 1969 ⁽¹²⁶⁾

***Pruvotfolia pselliotes* (Labbé, 1923) ⁽¹²⁶⁾**

- 2: Ortea (1977c), Ortea and Urgorri (1981b), Urgorri and Besteiro (1983).
 3: García-Gómez *et al.* (1991), Calado *et al.* (1999, 2003).
 4: Cervera and García (1986).

- 5: García-Gómez (1983, 2002).
- 6: Sánchez Tocino, Ocaña and García (2000a).
- 7: Templado *et al.* (2002).
- 8: Pruvot-Fol (1954, as *Rolandia hispanica*).
- 10: Moro *et al.* (1995, 2003), Ortea *et al.* (2001).

Genus *Babakina* Roller, 1972

***Babakina anadoni* (Ortea, 1979) ⁽¹²⁷⁾**

- 1: Ortea (1979c, as *Rioselleolis*).
- 2: Rolán, Rolán-Álvarez and Ortea (1991).
- 3: Calado (unpubl. data).
- 4: Megina (unpubl. data).
- 5: García-Gómez (1987).
- 10: Fernández-Ovies, Ortea and Pérez (1984, as *Rioselleolis*), Pérez Sánchez and Moreno (1990), Moro *et al.* (1995, 2003), Ortea *et al.* (2001, 2003).

Genus *Algarvia* García-Gómez and Cervera, 1989

***Algarvia alba* García-Gómez and Cervera, 1989**

- 3: García-Gómez and Cervera (1989).

Family Aeolidiidae D'Orbigny, 1834

Genus *Aeolidia* Cuvier, 1798

***Aeolidia papillosa* (Linnaeus, 1761)**

- 1: Hidalgo (1916), Ortea (1977c, 1980b).
- 2: Ortea (1977c, 1980b), Urgorri and Besteiro (1983, 1986).
- 3: Nobre (1932), Almaça (1960), Calado *et al.* (1999).

Genus *Spurilla* Bergh, 1864 ⁽¹²⁸⁾

***Spurilla neapolitana* (Delle Chiaje, 1823) ⁽¹²⁹⁾**

- 1: Ros (1975), Ortea (1977c), Fernández-Ovies (1981).
- 2: Ortea (1977c), Urgorri and Besteiro (1983, 1984), Rolán (1983).
- 3: García-Gómez *et al.* (1991), Malaquias and Morenito (2000), Calado *et al.* (1999, 2003), Muzavor and Morenito (1999, as *S. vayssierei*).
- 4: García-Gómez and Cervera (1985), Cervera and García (1986).
- 5: García-Gómez (1983, 2002).
- 6: Luque (1983, 1986), Ballesteros *et al.* (1986), Sánchez Tocino, Ocaña and García (2000a), Ocaña *et al.* (2000).

- 7: Fez (1974), Templado, Talavera and Murillo (1983), Ballesteros *et al.* (1986), Marín and Ros (1987, 1991).

- 8: Vilella (1968), Ros (1975, 1978b, 1985a), Ros and Altimira (1977), Ballesteros (1977, 1978, 1985).

- 9: Ballesteros, Álvarez and Mateo (1986).

- 10: Odhner (1931), Nordsieck (1972), Altimira and Ros (1979), Pérez Sánchez and Moreno (1990), Pérez Sánchez, Ortea and Bacallado (1990), Pérez Sánchez, Bacallado and Ortea (1991), Moro *et al.* (1995, 2003), Malaquias (2000), Ortea *et al.* (2001, 2003), Wirtz and Debelius (2003).

- 11: Wirtz (1999).

- 12: Simroth (1888), Wirtz (1998) (both records as *S. sargassicola*), Malaquias (2001).

Genus *Aeolidiella* Bergh, 1867

***Aeolidiella alderi* (Cocks, 1852)**

- 1: Ortea (1977c), Ballesteros (1980a).
- 2: Ortea (1977c), Urgorri and Besteiro (1983, 1984), Rolán (1983).
- 3: García-Gómez *et al.* (1991), Calado *et al.* (1999, 2003).
- 4: Cervera and García (1986).
- 5: García-Gómez (1982, 2002), García-Gómez *et al.* (1989).
- 6: Sánchez Tocino, Ocaña and García (2000a).
- 7: Templado (1982b, 1983, 1984), Ballesteros *et al.* (1986), Marín and Ros (1987, 1991).
- 8: Ros (1975, 1978b), Ballesteros (1985).
- 9: Ballesteros (1981a, 1985), Ros (1981b), Ballesteros, Álvarez and Mateo (1986).
- 10: Odhner (1931), Pérez Sánchez, Ortea and Bacallado (1990), Pérez Sánchez and Moreno (1990), Pérez Sánchez, Bacallado and Ortea (1991), Moro *et al.* (1995, 2003), Ortea *et al.* (2001).
Some records after 1992 as *A. soemmeringii*.

***Aeolidiella glauca* (Alder and Hancock, 1845)**

- 3: De Oliveira (1895), Hidalgo (1916), Nobre (1932), García-Gómez *et al.* (1991), Calado *et al.* (1999, 2003), Wirtz and Debelius (2003).
- 5: García-Gómez (1983, 2002).
- 7: Fez (1974).

***Aeolidiella sanguinea* (Normann, 1877)**

- 2: Urgorri and Besteiro (1983, 1986).
- 3: García-Gómez *et al.* (1991), Calado *et al.* (1999, 2003).

- 5: García-Gómez *et al.* (1989).
 11: Wirtz (1998, 1999), Wirtz and Debelius (2003).
 12: Morton *et al.* (1998), Ávila (2000), Malaquias (2001).

***Aeolidiella indica* Bergh, 1888** ⁽¹³⁰⁾

- 5: García-Gómez (2002).
 10: Pérez-Sánchez and Moreno (1990), Moro *et al.* (1995, 2003), Ortea *et al.* (2001).

Genus *Cerberilla* Bergh, 1873

***Cerberilla bernadettae* Tardy, 1965**

- 2: Urgorri (pers. comm.).
 4: Cervera (unpubl. data).
 10: Moro *et al.* (1995, 2003), Ortea *et al.* (2001).

Genus *Berghia* Trinchese, 1877 ⁽¹²⁸⁾

***Berghia caerulescens* (Laurillard, 1830)**

- 1: Ros (1975).
 3: Calado *et al.* (1999, as *Spurilla*).
 5: García Gómez (1983, 2002, as *Spurilla*), García-Gómez and Thompson (1990, as *Spurilla*).
 6: Hergueta (1985), Salas and Hergueta (1986), Hergueta and Salas (1987), Templado and Moreno (1998), Sánchez Tocino, Ocaña and García (2000a), Ocaña *et al.* (2000).
 7: Templado, Talavera and Murillo (1987), Marín and Ros (1991).
 8: Ballesteros (1985).
 10: Moro *et al.* (1995, 2003), Ortea *et al.* (2001), Wirtz and Debelius (2003).

***Berghia verrucicornis* (Costa, 1867)**

- 1: Fernández-Ovies (1981).
 3: García-Gómez *et al.* (1991, as *Spurilla*).
 4: Cervera and García-Gómez (1986, as *S. verrucicornis*), García-Gómez and Thompson (1990, as *Spurilla*).
 5: García-Gómez (1983, 2002, as *Spurilla*), García-Gómez and Thompson (1990, as *Spurilla*).
 6: Ballesteros *et al.* (1986), Sánchez Tocino, Ocaña and García (2000a), Ocaña *et al.* (2000).
 7: Fez (1974, as *Berghia caerulescens*), Templado (1982b, 1983, 1984), Ballesteros *et al.* (1986), Marín and Ros (1991).
 8: Ros (1975, 1978b, 1985a), Ros and Altimira (1977), Ballesteros (1977, 1978, 1985).
 10: Moro *et al.* (1995, 2003), Ortea *et al.* (2001).

***Berghia columbina* (García-Gómez and Thompson, 1990)**

- 3: Calado *et al.* (1999).
 4: García-Gómez and Thompson (1990), Templado *et al.* (1993a) (both records as *S. columbina*).
 6: Templado and Moreno (1998).
 10: Ortea *et al.* (2001), Moro *et al.* (2003).

Genus *Limenandra* Haefelfinger and Stamm, 1958

***Limenandra nodosa* Haefelfinger and Stamm, 1958** ⁽¹³¹⁾

- 7: Templado (1982c), Templado (1982b, 1983, 1984, as *Baeolidia*), Templado, Talavera and Murillo (1983, as *Baeolidia*).
 9: Ballesteros and Templado (1996).
 10: Moro *et al.* (1995, 2003), Ortea *et al.* (2001).
 All records from this area as *Baeolidia*.

Family Eubranchidae Odhner, 1934

Genus *Eubranchus* Forbes, 1838

***Eubranchus tricolor* Forbes, 1838** ⁽¹³²⁾

- 2: Urgorri and Besteiro (1983).

***Eubranchus pallidus* (Alder and Hancock, 1842)**

- 2: Urgorri and Besteiro (1983, 1984).

***Eubranchus vittatus* (Alder and Hancock, 1842)** ⁽¹³³⁾

- 2: Urgorri and Besteiro (1983).
 8: Ballesteros (1985, as *E. cf. vittatus*).

***Eubranchus farrani* (Alder and Hancock, 1844)**

- 2: Urgorri and Besteiro (1983, 1984), Rolán (1983).
 3: García-Gómez *et al.* (1991), Calado *et al.* (1999, 2003).
 4: Cervera and García-Gómez (1986).
 5: García-Gómez *et al.* (1989).
 6: Templado, Talavera and Murillo (1987), Templado, Luque and Moreno (1988), Sánchez Tocino, Ocaña and García (2000a), Ocaña *et al.* (2000).
 7: Templado (1982b, 1983, 1984).
 8: Ros (1975, 1978b, as *E. cf. farrani*), Ballesteros (1984a, 1985).
 10: Ortea *et al.* (2001), Moro *et al.* (2003), Wirtz and Debelius (2003).
 12: Fontes, Tempera and Wirtz (2001).

***Eubranchus cingulatus* (Alder and Hancock, 1847) ⁽¹³³⁾**

- 1: Ortea (1978a), Fernández-Ovies (1981).
 2: Urgorri and Besteiro (1983, 1984).
 3: García-Gómez *et al.* (1991).
 5: García-Gómez *et al.* (1989).
 7: Templado, Talavera and Murillo (1983), Marín and Ros (1987).

***Eubranchus exiguus* (Alder and Hancock, 1848)**

- 1: Ortea (1975-76).
 2: Urgorri and Besteiro (1983, 1984).
 3: Calado *et al.* (1999, 2005).
 5: García-Gómez (1983, 2002).
 8: Ballesteros (1985).

***Eubranchus doriae* (Trinchese, 1874) ⁽¹³³⁾**

- 3: Gavaia *et al.* (2004), Calado *et al.* (2003).

***Eubranchus arci* Ortea, 1979-80**

- 10: Ortea (1979-80), Pérez Sánchez, Ortea and Bacallado (1990), Pérez Sánchez, Bacallado and Ortea (1991), Moro *et al.* (1995, 2003), Ortea *et al.* (2001, 2003).

***Eubranchus prietoi* Llera and Ortea, 1981**

- 1: Llera and Ortea (1981).
 5: García-Gómez (1987).

***Eubranchus linensis* García-Gómez, Cervera and García, 1990 ⁽¹³³⁾**

- 2: Urgorri (pers. comm.).
 3: García-Gómez, Cervera and García (1990), García-Gómez *et al.* (1991), Calado and Urgorri (1999), Calado *et al.* (1999).
 5: García-Gómez (1987, as *E. tricolor*), García-Gómez, Cervera and García (1990).

***Eubranchus leopoldoi* Caballer, Ortea and Espinosa, 2001**

- 10: Ortea, Caballer and Moro (2002a), Moro *et al.* (2003).

***Eubranchus telesforoi* Ortea, Caballer and Bacallado, 2002**

- 10: Ortea *et al.* (2002).

***Eubranchus vascoi* Ortea, Caballer and Moro, 2002**

- 12: Ortea *et al.* (2002).

Family Pseudovermidae Thiele, 1931

Genus *Pseudovermis* Périasslavzeff, 1891

***Pseudovermis artabrensis* Urgorri, Cobo and Besteiro, 1991**

- 2: Urgorri (1981, as *P. papillifera*), Urgorri, Cobo and Besteiro (1991).

Family Calmidae Iredale and O'Donoghue, 1923

Genus *Calma* Alder and Hancock, 1855

***Calma glaucoides* (Alder and Hancock, 1854) ⁽¹³⁴⁾**

- 2: Ortea (1977c), Fernández-Ovies (1981), Calado (2001), Calado and Urgorri (2002).
 3: García-Gómez *et al.* (1991), Calado *et al.* (1999), Calado (2001), Calado and Urgorri (2002).
 4: Cervera (unpubl. data).
 8: Ballesteros (unpubl. data).
 10: Moro *et al.* (1995, 2003), Ortea *et al.* (2001).

***Calma gobioophaga* Calado and Urgorri, 2002 ⁽¹³⁴⁾**

- 2: Urgorri and Besteiro (1983, 1984, both as *C. glaucoides*), Calado and Urgorri (2002).
 3: Calado and Urgorri (2002).
 7: Templado, Talavera and Murillo (1987, as *C. glaucoides*).

Family Glaucidae Menke, 1828

Genus *Glaucus* Forster, 1777

***Glaucus atlanticus* Forster, 1777**

- 9: Hidalgo (1916), Bofill and Aguilar-Amat (1924).
 10: D'Orbigny (1839), Pérez *et al.* (1990), Pérez Sánchez, Bacallado and Ortea (1991), Moro *et al.* (1995, 2003), Ortea *et al.* (2001).
 11: Bergh (1899).
 12: Simroth (1888), Bergh (1899), Wirtz (1998), Malaquias (2001), Wirtz and Debelius (2003).

Family Tergipedidae Thiele, 1931 ⁽¹³⁵⁾

Genus *Tergipes* Cuvier, 1805

***Tergipes tergipes* (Forsk., 1775)**

- 2: Ortea and Urgorri (1981a), Fernández-Ovies (1981), Urgorri and Besteiro (1983, 1984).
 3: García-Gómez *et al.* (1991), Calado *et al.* (1999).
 4: Cervera (unpubl. data).
 6: Luque (1983, 1986).
 7: Marín and Ros (1987).
 8: Ballesteros (1985).

Genus *Cuthona* Alder and Hancock, 1855 ⁽¹³⁶⁾

***Cuthona caerulea* (Montagu, 1804)**

- 2: Urgorri and Besteiro (1983, 1984), Rolán (1983).

- 3: De Oliveira (1895), Hidalgo (1916), Nobre (1932) (all the above records as *Amphorina*), García-Gómez *et al.* (1991), Calado *et al.* (1999, 2003).
- 5: García-Gómez (1983, 2002), García-Gómez *et al.* (1989).
- 7: De Fez (1974, as *Amphorina*), Templado (1982b, 1983, 1984), Marín and Ros (1987, 1991).
- 8: Ros (1975, 1978b, 1985a, all records as *Trinchesia aurantia*), Ros and Altimira (1977), Altimira, Huelin and Ros (1981), Pereira (1981), Huelin and Ros (1984), Ballesteros (1985).
- 9: Wirtz and Debelius (2003), Ballesteros and Templado (1996).
- 10: Moro *et al.* (1995, 2003), Ortea *et al.* (2001, 2003), Wirtz and Debelius (2003).
- 12: Calado (2002).
- Many records before 1985 as *Trinchesia caerulea*.

***Cuthona foliata* (Forbes and Goodsir, 1838)**

- 1: Ortea (1977c, as *Trinchesia*).
- 2: Urgorri and Besteiro (1983, 1984), Rolán (1983).
- 3: García-Gómez *et al.* (1991), Calado *et al.* (1999, 2003).
- 5: García-Gómez (1984a, 2002, both as *C. cf. foliata*), García-Gómez *et al.* (1989).
- 8: Ballesteros (unpubl. data).
- 12: Calado (2002).

***Cuthona amoena* (Alder and Hancock, 1845)**

- 1: Ortea (1977c, as *Cratenopsis*).
- 2: Urgorri and Besteiro (1983), Rolán (1983).
- 3: Calado *et al.* (2003).
- 5: García-Gómez (1983, 2002).
- 8: Ballesteros (1985).

***Cuthona pallida* (Eliot, 1906)**

- 7: Marín and Ros (1987a, as *C. miniostrata*).
- 8: Ros (1975, as *Trinchesia cf. miniostrata*).
- 10: Ortea, Moro and Caballer (2002), Moro *et al.* (2003).

***Cuthona genovae* (O'Donoghue, 1929)**

- 1: Ortea (unpubl. data).
- 3: García-Gómez *et al.* (1991), Calado *et al.* (1999).
- 4: Cervera and García (1986).
- 5: García-Gómez (1983, 2002).
- 6: Ballesteros *et al.* (1986), Sánchez Tocino, Ocaña and García (2000a).

- 7: Templado (1982b, 1983, 1984), Ballesteros *et al.* (1986), Marín and Ros (1990).
- 8: Ros (1975, as *Trinchesia foliata*), Ros (1978b, 1985a, as *Trinchesia genovae*), Ros and Altimira (1977, as *Trinchesia*), Ballesteros (1985).
- 9: Ballesteros, Álvarez and Mateo (1986).
- 10: Malaquias and Calado (1997, as *C. cf. genovae*), Moro *et al.* (1995, 2003), Ortea *et al.* (2001, 2003).

***Cuthona ocellata* (Schmekel, 1966)**

- 3: García-Gómez *et al.* (1991), Calado and Urgorri (1999), Calado *et al.* (1999, 2003).
- 5: García-Gómez *et al.* (1989).
- 7: Templado (1982b, 1983, 1984).
- 8: Ballesteros (1985, 1986).

***Cuthona granosa* (Schmekel, 1966)**

- 7: Marín and Ros (1991).

***Cuthona ilonae* (Schmekel, 1968)**

- 1: Fernández-Ovies (1981, as *Trichesia*).
- 2: Urgorri and Besteiro (1983, 1984, 1986).
- 3: García-Gómez *et al.* (1991).
- 7: Templado (1982b, 1983, 1984).

***Cuthona miniostrata* (Schmekel, 1968)**

- 7: Marín and Ros (1987).
- 8: Ros (1975, as *Trinchesia cf. miniostrata*).

***Cuthona albopunctata* (Schmekel, 1968)**

- 8: Ros (1975, as *Trinchesia cf. albopunctata*).

***Cuthona thompsoni* García, López-González and García-Gómez, 1991**

- 3: Calado *et al.* (2003).
- 4: García, López-González and García-Gómez (1991), Templado *et al.* (1993a).
- 7: Wirtz and Debelius (2003).

***Cuthona willani* Cervera, López-González and García-Gómez, 1992**

- 3: Cervera, García-Gómez and López-González (1992).
- 4: Cervera, García-Gómez and López-González (1992).

***Cuthona fidenciae* (Ortea, Moro and Espinosa, 1999)**

- 10: Ortea, Moro and Espinosa (1999), Ortea, Caballer and Moro (2002a,c), Ortea, Caballer and Moro (2003), Ortea *et al.* (2001).
- 12: Ortea, Caballer and Moro (2002c).

***Cuthona correai* Ortea, Moro and Caballer, 2002**

10: Moro *et al.* (1995, as *C. willani*, 2003), Ortea *et al.* (2001, as *C. willani*), Ortea, Caballer and Moro (2002c).

Genus *Catriona* Winckworth, 1941 ⁽¹³⁶⁾

***Catriona gymnota* (Couthouy, 1838)**

1: Ortea (1977c), Fernández-Ovies (1981, as *Trinchesia aurantia*).
 2: Urganri and Besteiro (1983, 1984, both as *Cuthona gymnota*).
 3: García-Gómez *et al.* (1991).
 4: Cervera and García (1986).
 5: García-Gómez (1987).

***Catriona maua* (Marcus and Marcus, 1960)**

4: Cervera (unpubl. data).
 7: Marín and Ros (1987, 1990, 1991).
 10: Ortea, Caballer and Moro (2002b), Moro *et al.* (2003).

Genus *Tenellia* A. Costa, 1866

***Tenellia adspersa* (Nordmann, 1845)**

2: Urganri and Besteiro (1983, 1984, 1986).
 4: Cervera (unpubl. data).
 7: Marín and Ros (1987, as *Tenellia pallida*).

Family Fionidae Alder and Hancock, 1855

Genus *Fiona* Alder and Hancock, 1851

***Fiona pinnata* (Eschscholtz, 1831)**

6: Templado, Luque and Moreno (1988).
 7: Templado, Talavera and Murillo (1983), Templado *et al.* (2002).
 8: Ros (1975).
 10: Odhner (1931), Pérez Sánchez, Ortea and Bacallado (1990), Pérez Sánchez, Bacallado and Ortea (1991), Moro *et al.* (1995, 2003), Ortea *et al.* (2001).
 11: Wirtz (1999), Wirtz and Debelius (2003).
 12: Bergh (1892, as *Fiona marina*), Wirtz (1998), Morton *et al.* (1998), Ávila *et al.* (1998), Ávila (2000), Malaquias (2001).

Family Embletoniidae Schmekel, 1970 ⁽¹³⁷⁾

Genus *Embletonia* Alder and Hancock, 1851 ⁽¹³⁷⁾

***Embletonia pulchra* Alder and Hancock, 1851**

2: Urganri and Besteiro (1983, 1984).
 3: Nobre (1938-40), García-Gómez *et al.* (1991), Malaquias and Morenito (2000), Calado *et al.* (1999, 2003).
 5: García-Gómez *et al.* (1989).
 7: Templado, Talavera and Murillo (1987, as *E. pulchra faurei*), Marín and Ros (1987a, as *E. pulchra faurei*).
 8: Ballesteros (1985, as *E. pulchra faurei*).

REMARKS

- (1) According to Malaquias, Martínez and Abreu (2002), the family Ringiculidae is poorly known, since most of the systematic work has been focused on shells only, which are very similar among species. As a result, the taxonomy of the northeast Atlantic species is confusing, and therefore it is very difficult to confidently recognise the different species. A revision of the Atlantic Ringiculidae is required, and since it is not yet available, we decided to keep all the names included in the previous catalogue (Cervera *et al.*, 1988).
- (2) Ciccone and Savona (1982) pointed out that *Ringicula nitida* and *Ringicula leptocheila* are both valid species, the former inhabiting the Atlantic Ocean and the latter the Mediterranean Sea. Therefore, the reference to *R. leptocheila* off the Portuguese coasts by Nobre (1936) must be regarded as a misidentification of *R. nitida*. We also considered the species *R. pulchella* Morelet, 1880 as a synonym of *R. nitida*, based on the opinion of Bouchet, as noted in Platts (1985).
- (3) Ciccone and Savona (1982) highlighted the possibility that *Ringicula minutula* could be a synonym of *Ringicula conformis*.
- (4) The presence of *Japonacteon pusillus* in Azores was quoted by Bouchet (1975) with uncertainty. The subsequent references by Mikkelsen (1995) and Malaquias (2001) were based on Bouchet (1975). This species was referred to in the previous catalogue as *Japonacteon pusillus* (Forbes, 1944).
- (5) *Callostracon meeki* was described by Dall (1889) under the genus name *Ovulacteon*.
- (6) In the previous catalogue (Cervera *et al.*, 1988), this family was under the name Hydatinidae Pilsbry, 1893, which is a synonym of Amplusridae Gray, 1847.

- (7) Although *Hydatina physis* (Gmelin, 1794) is considered by some authors a synonym of *Hydatina vesicaria* (Solander, 1786), we decided to maintain the former name. This name is more widely used, and until a revision of the family Amplustridae is available, no conclusive statements can be made. In many other groups of cephalaspideans, the majority of the systematic work has been concentrated only on the shells, which are very much similar between different species. Wirtz (1995b) shows an image of a live specimen of *H. physis* from the Canary Islands. The reference to the Madeira archipelago is made on the basis of a shell housed in the collections of the Museu Municipal do Funchal (História Natural).
- (8) As pointed out in the previous remark, considerable confusion surrounds the genus *Hydatina*. Since no systematic revision is yet available, we decided to maintain all names listed in the previous catalogue (Cervera et al., 1988).
- (9) *Diaphana globosa* was recorded in the previous catalogue (Cervera et al., 1988) under the name *Diaphana hiemalis* (Couthouy, 1839).
- (10) Nordsieck (1972) considered *Retusa pellucida* a form of *R. truncatula*.
- (11) Nordsieck (1972) described the new genus *Mamilloretusa* to include the species *Retusa mmillata*. However, this genus is not well supported, and several authors (e.g. Lemche, 1948) have even considered this species a synonym of *Retusa truncatula*.
- (12) *Retusa obesa* is a problematic taxon, requiring further study to clarify its taxonomic status.
- (13) *Retusa multiquadrata* is a problematic species, requiring further study to clarify its taxonomic status.
- (14) In the past, *Cylichnina umbilicata* has often been cited in the literature under the name *Cylichnina subcylindrica* (Brown, 1827). Cervera et al. (1988) recorded it as *Retusa umbilicata* (Montagu, 1803) in agreement with Aartsen, Menkhorst and Gittenberger (1984). The valid name in current use is *Cylichnina umbilicata* (Montagu, 1803), and it is therefore adopted here.
- (15) Nordsieck (1972) described the genus *Mamillocylichna* to include both species *Cylichna richardi* and *Cylichna mirabilis*. However, no justification was given to create this new genus, and therefore this generic designation is not used in the present catalogue.
- (16) In the previous catalogue (Cervera et al., 1988), *Roxania pinguiicola* and *Bulla pinguiicola* were considered two different species, and *Bulla subrotunda* Jeffreys, 1873, together with *Bulla abyssicola* Dall, 1887, were listed as synonyms of the latter. Although the taxonomic status of these species and their synonymy still needs to be fully assessed, we follow the current trend that includes *B. pinguiicola* in the genus *Roxania*.
- (17) Nordsieck (1972) assigned *Philine monterosatoi* to a new genus, *Phillingwynia*. However, no anatomical data were provided to support the change, and further studies are required to assess whether or not this genus is valid.
- (18) *Chelidonura africana* was originally described based on specimens belonging to at least two different species, which has caused enormous confusion and controversy over the years. In the earlier catalogue (Cervera et al., 1988), this species was designated under the name *Chelidonura italica* Sordi, 1981 and a comprehensive remark concerning the taxonomic and nomenclatural problematic of the western Mediterranean species of the genus *Chelidonura* was included. Recently, Martínez, Malaquias and Cervera (2002) proposed the designation of a neotype for *C. africana*, and considered *C. italica* as a junior synonym of this species.
- (19) Ortea, Moro and Espinosa (1996) attributed this species to the genus *Chelidonura* on the basis of its external anatomy only. Some years later, these same authors (Ortea, Moro and Espinosa, 2003) transferred this species to the genus *Odontoaglaja* Rudman, 1978 based on the presence of a radula. Nevertheless, Gosliner (pers. comm.) suggests that a re-assessment of the phylogenetic relationships between both genera should be carried out, considering the presence of radula in another undescribed *Chelidonura* from Southern Africa (Gosliner, 1987, p. 43, fig. 13; 1994b, p. 280, fig. 18).
- (20) Gosliner (1980) transferred the species *Agilaja depicta* to the genus *Philinopsis* due to the fact that the body form, shell, penis, pharynx, mucous gland and gonoduct are identical to those described for members of the genus *Philinopsis*.
- (21) *Doridium laurentianum* is an *incertae sedis* taxon. This species was originally described based on four dredged shells, of which two were lost (Watson, 1897). The remaining two are untraceable, and the species was never illustrated by the author (Malaquias, 2004).
- (22) As Schmekel and Cappellato (2002) stated, the taxonomic history of *Runcina coronata* and its name is complex, mainly due to the existence of several dark *Runcina* species in the Eastern Atlantic and Mediterranean Sea that are very similar to each other. These are the case of *Runcina ornata* Quatrefages, 1844, *Runcina calaritana* Colosi, 1915, *Runcina aurata* García, López, Luque and Cervera, 1986, *Runcina avellana* Schmekel and Cappellato, 2001 and *Runcina rotunda* Schmekel and Cappellato, 2002.
- (23) The descriptions of *R. ornata* and *Runcina macrodenticulata* included in Cervera, García-Gómez and García (1991) are based on the specimens described in García et al. (1986) and García, García-Gómez and López de la Cuadra (1990), respectively.

- (24) The occurrence of *Runcina capreensis* on the Iberian Peninsula is doubtful. According to Schmekel and Cappellato (2002), *R. capreensis* (from Capri, Italy) was never found again after its original description. However, several records of this species on the Iberian coast can be found in the literature. These references are either names included on faunistic lists, or the result of identifications based on external morphology only, which is meaningless to discriminate confidently amongst many of the *Runcina* species.
- (25) We believe that the name *Runcina adriatica* has been used in the eastern Atlantic to name specimens belonging indeed to more than one species. For example, Malaquias and Calado (1997) cited several specimens from the Selvagens Islands as *Runcina adriatica* Thompson, 1980. However, a subsequent review of this material shows that this could have been a misidentification, and the specimens might belong indeed to a different species.
- (26) Much confusion surrounds the family Bullidae, and the identity of most of the species remains doubtful. A revision in order to clarify the systematics of this family in the Atlantic is required. Since no studies are yet available, we decided to keep all but one (*B. pinguicola* transferred in this catalogue to the genus *Roxania* – see remark 16) the species quoted in the previous catalogue.
- (27) Hidalgo (1917) cited the species *Bulla roperiana* Pilsbry, 1893 in the same localities as *Bulla striata* Bruguière, 1792. This is probably the result of a misidentification, and here we consider *B. roperiana* as a synonym of *B. striata*. The same criterion has already been followed by Cervera *et al.* (1988). Notable differences were observed between different populations of *B. striata* in the Mediterranean Sea, and several species have been reported in this area.
- (28) According to Bouchet (1975), anatomical studies are required to clarify the generic status of this species.
- (29) Hidalgo (1917) cited *Haminoea hydatis* along the Iberian coast and Balearic Islands, and considered *Haminoea navicula* a synonym of the former species. Both species are valid (Talavera, Murillo and Templado, 1987), and it is not possible to determine which one Hidalgo was dealing with (maybe even both). Therefore, the citations by Hidalgo (1917) are not included in this catalogue. Misidentifications between both species are common in the literature. Monterosato (1923: 1317, fig. 16) has described the species *H. hydatis* cf. *cymoelium* based on a single shell collected in Bengasi, Libya, Mediterranean Sea. Nordsieck (1972) elevated this form to the status of subspecies, and Piani (1980) later included it on the checklist of valid mediterranean species. However, Oliverio and Tringali (2001), after a reevaluation of the type specimens described by Monterosato, pointed out that the holotype of *H. cymoelium* may be, in fact, a shell of *H. hydatis* (see Oliverio and Tringali, 2001, p. 30, fig. 45 for an illustration of the holotype). More details are given in Malaquias and Cervera (in press).
- (30) Hidalgo (1917) has considered *H. navicula* a synonym of *H. hydatis*. Since both species are valid (Talavera, Murillo and Templado, 1987) and it is impossible to know which one Hidalgo was dealing with (maybe even both), we decide to exclude Hidalgo's records from this catalogue. The confusion in the literature as a result of misidentifications between both species is often common and we recommend caution in the use of such references. More details are given in Malaquias and Cervera (in press).
- (31) Several references report the presence of *Haminoea elegans* in the East Atlantic, from Gabon to Mauritania, the Canary Islands, Portugal, the British Isles and the Mediterranean Sea (Leach, 1852; Nobre, 1938-40; Nicklès, 1947; Nicklès, 1950; Marche-Marchad, 1958; Nordsieck and García-Talavera, 1979; Bernard, 1984; Sabelli, Gianuzzi-Sabelli and Bedulli, 1990). Nevertheless, all of these reports must be regarded as doubtful, since they were based only on shells. Martínez and Ortea (1997), after studying live specimens from Congo and São Tomé and Príncipe, concluded that they belong to *H. elegans*, and emphasise that this species should be at least present in the equatorial belt. However, the type locality of this species is the south of the British Isles, and the specimens studied by Martínez and Ortea (1997) are likely to be something different. The true *H. elegans* may probably be a synonym of either *H. navicula* or *H. hydatis*. Further studies are required to clarify the status of this species.
- (32) Several authors had included the genus *Cylichnium* in the family Atyidae (e.g. Thiele, 1931; Nordsieck, 1972). Bouchet (1975) based on anatomical features, transferred this genus to Scaphandridae, where it was included by Cervera *et al.* (1988). Presently, the genus *Cylichnium* Dall, 1908 is considered part of the family Haminoeidae Pilsbry, 1895 as adopted in the Checklist of European Marine Molluscs (CLEMAM); <http://www.somali.asso.fr/clemam/biotaxis.php>
- (33) *Weinkauffia semistriata* is an *incertae sedis* taxon in need of reassessment.
- (34) The family Akeridae was formerly considered within the cephalaspideans, mainly due to the shell shape. However, it is currently included within Anaspidea, according to the features of its pharynx, reproductive system, nervous system and pallial cavity, and associated organs (e.g. Morton and Holme, 1955; Morton, 1972; Willan and Morton, 1984; Gosliner, 1987, 1994b; Cervera *et al.*, 1988; Martínez Cueto-Felgueroso, 1995; Mikkelsen, 1996, 2002). Phylogenetic analyses based on morphological and molecular data support this hypothesis (Medina and Walsh, 2000; Mikkelsen, 2002; Wägele, Vonnemann and Wägele, 2003; Vonnemann *et al.*, in press).

- (35) *Aplysia parvula* is a species of small size which can be misidentified with young specimens of *Aplysia punctata*. Perhaps this is the reason why the first references from the second half of the 1980s were misidentifications (Ballesteros *et al.*, 1986; Ballesteros and Templado, 1987).
- (36) Gosliner (pers. comm.) considers that Atlantic specimens of so-called *Petalifera ramosa* belong to a different species from those cited in the Pacific Ocean.
- (37) According to Rampal (2002), *Cavolinia flava* and *Cavolinia gibbosa* are different species, the former distributed in temperate Atlantic waters, and the later restricted to the South Atlantic.
- (38) The records of *Diacria trispinosa* may be interpreted with caution after the review of Bontes and Van der Spoel (1998).
- (39) Rampal (2002) considers *Creseis conica* a different species from *Creseis virgula*. The latter is mainly distributed in the Indo-Pacific, whereas all records from the North Atlantic belong to the former.
- (40) All previous records of *Cavolinia longirostris* should be reconsidered after the review of Van der Spoel, Bleeker and Kobayasi (1993).
- (41) Jensen (1992b) discussed the use of Ascoglossa versus Sacoglossa, arguing for the use of the latter name rather than the former.
- (42) According to Gosliner (pers. comm.), this species could be *Oxynoe antillarum* Mörch, 1863.
- (43) Phylogenetic analyses conducted by Gosliner (1995), Jensen (1996), and Mikkelsen (1998) show the genus *Elysia* to be a paraphyletic clade. For this reason, as suggested by Gosliner (1995), *Elysiella*, *Pattyclaya*, *Tridachia* and *Tridachiella* should be united with *Elysia* to maintain generic monophyly.
- (44) *Elysia translucens* was considered a junior synonym of *Elysia viridis* until Bouchet (1984) confirmed its validity; this is probably why there is a scarcity of records of this common species.
- (45) Bouchet (1984) considers that, if the description of *Elysia fezi* is correct, it should be considered as valid, even though it has not been collected again. If so, it would be the largest Mediterranean species of *Elysia* (44 mm), characterised by having radular teeth with a tricuspid anterior edge. After its description, this species has not been collected, although the opisthobranch populations of its type locality, Cubellas, have been very frequently sampled by several local experts during more than twenty years, one of them (Ballesteros) co-author of the present checklist.
- (46) Several authors have synonymised *Elysia margaritae* with other species of *Elysia*. Thus, Thompson and Jaklin (1988) considered it as a junior synonym of *Elysia timida*, without any justification, whereas Bouchet (1984) considered it a junior synonym of *E. viridis*, also providing no arguments. However, Ortea *et al.* (1998), discussing Canary Islands *E. timida* specimens, considered *E. margaritae* a valid species; moreover, they proposed that *Elysia gordanae* should be considered a junior synonym. Regarding this last statement, we have to point out that *E. gordanae* has a serrated edge to its radular teeth, and rounded edges of the parapodia, with small white protuberances, which have not been mentioned for *E. margaritae*. This leads us to consider both species to be different. Our conclusion is that *E. margaritae* is a valid species, because of its unique colour pattern, large size, and smooth radular teeth. Nevertheless, the lack of additional specimens with this morphology collected since its original description in 1962, even though the eastern Iberian coasts have been intensively studied over the last three decades by several authors, and the lack of data about the size of the radular teeth, suggests that some doubts about its true taxonomic identity still exist.
- (47) Some authors considered the genus *Thuridilla* as a junior synonym of *Elysia* (Thompson, 1981; Gascoigne, 1985; Thompson and Jaklin, 1988). However, recent phylogenetic analyses of the genus (Gosliner, 1995) and of Sacoglossa (Jensen, 1996, 1998; Mikkelsen, 1998) have eliminated any doubts regarding its validity.
- (48) According to Gosliner (pers. comm.), this species does not belong to *Bosellia*, but *Elysia*. This author states that it highly resembles *E. pusilla* (Bergh, 1872).
- (49) The monophyly of Polybranchiidae currently has weak support (Jensen, 1996; Mikkelsen, 1998). Nevertheless, Jensen (1996) proposed retaining it, considering the fact that most genera are poorly described anatomically, and also that monophyly could be 'forced' without seriously disrupting the other monophyletic groups.
- (50) Thompson (1988a) considered *Hermaea* to be a member of the family Stiligeridae, and considered *Placida* as a subgenus of the former. However, recent phylogenetic analyses by Jensen (1996, 1997) and Mikkelsen (1998) have validated the family Hermaeidae, in which *Hermaea* is included, and concluded that Stiligeridae Iredale and O'Donoghue, 1923 is a junior synonym of Limapontiidae Gray, 1847.
- (51) Jensen (1996, 1997) discussed the validity of the genus *Hermaeopsis* with regard to the genus *Hermaea*. Furthermore, this author indicated that it has to be considered within the family Hermaeidae. The phylogenetic analysis of Mikkelsen (1998) supports this view.
- (52) Jensen (1996) noted the probable non-monophyly of *Ercolania* and indicated that it may have to be split. Nevertheless, she retains the genus as *Ercolania*, and we follow this approach here.

- (53) Cervera *et al.* (1988) and Cervera, García-Gómez and Ortea (1991) mistakenly stated that *Placida* was dated in 1877-1879. These authors follow the statement by Trinchese (1893) indicating that this name was used for the first time in the monograph *Aeolidiidae e famiglie affini del Porto di Genova* (1877-1879) to replace *Laura* Trinchese, 1873, since this name was predated by *Laura* Lacaze-Duthiers, 1865 (type-species: *Laura gerardiae* Lacaze-Duthiers, 1865, *Comptes rendus hebdomadaires des séances de l'Académie des Sciences*, 61: 838-841). Nevertheless, the proposal for this change appears on p. 84 of *Rendiconto delle Sessioni della Reale Accademia delle Scienze dell'Istituto di Bologna* of 1876. Therefore, *Placida* would have to be dated in 1876.
- (54) *Placida tardyi* Trinchese, 1873 and *Placida viridis* Trinchese, 1873 were considered synonyms on the basis of the paper by Gascoigne and Sordi (1980). However, Cervera *et al.* (1988) provided arguments to retain both names as separate species. On the Iberian coast, *P. viridis* has been recorded both for the Mediterranean (Ros and Altimira, 1977; Ros, 1978b, 1985a; Templado, Talavera and Murillo, 1987; Marín and Ros, 1987, 1990), and the Atlantic (Ortea, 1977a, quoted as *Hermaea viridis*). However, most of these references only provide the name of the species without any kind of additional information which would make possible a comparison with the original description or any other references. Ortea (1977a) gives a few anatomical and colour pattern characteristics, although the figure referred to this species cited by this author (illus. 3, fig. 5) is based on the original figure by *P. tardy* (Trinchese, 1877-79; tab. XV, fig. 1). On the other hand, the description by Marín and Ros (1987) of a single specimen does not match the description by Trinchese (1873). For this reason, we prefer to omit the Iberian records of *P. viridis* from the present catalogue until more detailed records can confirm the existence of this species on Iberian coasts.
- (55) García-Gómez (1987), Cervera *et al.* (1988), Sánchez Tocino, Ocaña and García (2000a), and Sánchez-Moyano *et al.* (2000) spelt incorrectly the name of this species as *Placida verticillata*, rather than *Placida verticilata*.
- (56) Willan and Burn (2003) invoke the ICZN (1999, Article 23.9.2) to maintain *Umbraculoidea* Dall, 1889 as a *nomen protectum* instead of *Tylodinoidea* Gray, 1847.
- (57) Schmekel (1985) states that all characters defining Notaspidea are plesiomorphies, and *Tylodinoidea* as well as *Pleurobrancoidea* are so divergent in their morphology that they do not seem to share a common ancestor. Wägele and Willan (2000) provide an exhaustive phylogenetic analysis of the Nudibranchia, and one of their main conclusions is that *Pleurobrancoidea* is its sister group. These authors introduce the taxon *Nudipleura*, including both *Nudibranchia* and *Pleurobrancoidea*. This new taxon has been confirmed by subsequent phylogenetic analyses based on morphological (Wägele and Klussmann-Kolb, 2005) and molecular data (Wollscheid-Lengeling *et al.*, 2001; Wägele, Vonnemann and Wägele, 2003; Grande *et al.*, 2004a,b; Vonnemann *et al.*, in press). Obviously, *Notaspidea* therefore becomes a non-monophyletic taxon.
- (58) Valdés (2001) and Willan and Burn (2003) give detailed accounts of the publication date, authorship and type species of *Umbraculum* and *Tylodina*.
- (59) Willan (1987a) discussed the taxonomic identity of the genus *Tylodinella* Mazzarelli, 1898, rendering it not valid. He proposed the new name *Anidolyta* to include the species *Anidolyta duebenii* Lovén, 1846 and *A. spongotheras* (Bertsch, 1980). Nevertheless, Warén and Di Paco (1997) suggested three hypotheses regarding the taxonomic identity of *Tylodinella*, without favouring any of them. In one of these hypotheses, *Tylodinella* would be a senior synonym of *Anidolyta*. Platts (1985) pointed out that the species name of *A. duebenii* has to be spelt with a double 'i' at the end, even though in most references it appears with only one.
- (60) Many authors have considered this genus to be monotypic (Burn, 1959; Rehder, 1980; Boss, 1982; Willan, 1987a, 1998), although some others, such as Thompson (1970), considered it bitypic. Valdés and Lozouet (2000), although leaving this controversy open, consider it difficult to accept the current existence of a single circumtropical species based on palaeo-ontological data. Nevertheless, they use the name of *Umbraculum umbraculum*, which is that of the monotypic hypothesis. Willan and Burn (2003) also leave this issue open. In the present paper, we have followed the former of these hypotheses.
- (62) *Berthella aurantiaca* has been misidentified as a species of *Berthellina* Gardiner, 1936 due to its similar coloration (see Lacaze-Duthiers, 1859; Thompson, 1977; Templado, 1982c, 1984; Ballesteros *et al.*, 1986). For this reason, many of its records having no internal anatomical data should be reviewed. Some conspicuous internal differences (size and placement of the shell, jaw elements, radular teeth, midgut gland development and penial gland) between *Berthella aurantiaca* and *Berthellina* species avoid a potential misidentification.
- (62) Six species of *Berthellina* are currently considered valid (Burn, 1962; Willan, 1987a). However, investigation started by Cervera (1988) on this genus revealed the need for an extensive review. Such a review is currently being conducted by Cervera, Gosliner and García-Gómez (in preparation). Our data lead us to confirm that the specimens of *Berthellina* recorded within the geographical context of the present paper do not belong to *Berthellina cit-*

rina (Rüppell and Leuckart, 1828). Vayssière (1897) described only the shell of a single specimen of *Berthellina edwardsii* (earlier known as *Berthella edwardsii*) from the Azores. One year later, this author provided a more detailed description of the species (Vayssière, 1898) in his monograph on pleurobranchids, including one additional specimen from the Cape Verde Islands. The latter description, although detailed, overlooks some important elements useful for comparisons with other species. Nevertheless, our data on the internal anatomy of specimens from the Iberian coast, as well as the Canary, Madeira and Azores archipelagos, match those of *B. edwardsii* and those described in the Lacaze-Duthiers' (1859) monograph (as *Pleurobranchus aurantiacus*). Thus, we consider all the above specimens to belong to *B. edwardsii*, provisionally. To elucidate whether *B. edwardsii* and *Berthellina engeli* Gardiner, 1936 are conspecific is still an unresolved issue. Some authors, such as Edmunds and Thompson (1972), Thompson (1976, 1988b) and Cattaneo-Vietti (1986), assume that *B. citrina* and *B. engeli* are synonyms; others (Willan, 1983, 1984) do not agree. Our data support the latter point of view.

- (63) Marcus and Gosliner (1984) described two new species of *Pleurobranchaea* from the Mediterranean, *Pleurobranchaea notmec* and *Pleurobranchaea vayssierei*, which are considered junior synonyms of *Pleurobranchaea meckelii*, according to the criteria of Cervera and García-Gómez (1988). Bergh (1892) describes *Pleurobranchaea morosa*, but Marcus and Gosliner (1984) do not include this species in their review of the subfamily, since it is 'insufficiently described'.
- (64) The monophyly of Nudibranchia is controversial (Wägele, Vonnemann and Wägele, 2003). Although it is supported by recent morphological and molecular phylogenetic analyses (Wägele and Willan, 2000; Wollscheid and Wägele, 1999; Wollscheid-Lengeling *et al.*, 2001; Vonnemann *et al.*, 2005), it is rejected by others (Minichev, 1970; Schmekel, 1985; Thöllessen, 1999b; Grande *et al.*, 2004a,b). Despite strong evidence of the paraphyly of Nudibranchia as presented by Grande *et al.* (2004a,b), we prefer to retain this taxon until a stable classification of Opisthobranchia is accepted.
- (65) Recent studies support the non-monophyly of Phanerobranchia (Thöllessen, 1999a; Wollscheid and Wägele, 1999; Wollscheid-Lengeling *et al.*, 2001; Valdés, 2002; Wägele, Vonnemann and Wägele, 2003; Grande *et al.*, 2004a,b; Fahey and Gosliner, 2004), although an in-depth phylogenetic analysis of this taxon is still lacking.
- (66) This record is considered doubtful.
- (67) According to ICZN article 32.5.2.1, the correct specific name of this species should be *cervinoi* instead of *cerviñoi*.
- (68) The record of *Acanthodoris pilosa* from the Straits of Gibraltar needs to be confirmed. Sánchez Santos (unpubl. data) has collected two specimens similar in external appearance to that collected by García Gómez (1987, 2002), but they do not fit the original description of this species. No data on the internal anatomy of the specimens from southern Iberian Peninsula are known.
- (69) Valdés and Ortea (1995) consider *Okenia aspersa* a junior synonym of *Okenia quadricornis* (Montagu, 1815). However, ICZN opinion 1.014 (1974) has invalidated this last name in favour of *O. aspersa*.
- (70) Figure captions of *Trapania ortei* and *Trapania hispalensis* are switched erroneously in García-Gómez (2002).
- (71) At present, there is not agreement on the genera that should be included in this family, since the internal phylogenetic relationships are still not clearly understood (Rudman, 1998). Many authors now restrict the Polyceridae to a few allied genera (Odhner, 1941), and thus consider Notodorididae, Triophidae, Nembrothidae, and Gymnodorididae to be distinct families. Burn (1967) suggested that the family should comprise the four subfamilies Kalinginae, Triophinae, Polycerinae, and Nembrothinae, and that notodorids and gymnodorids should be placed in separate subfamilies. This view is also adopted by Rudman (1998) and followed in the present paper. Recent phylogenetic analysis regarding this issue has been inconclusive (Thöllessen, 1999a; Wägele and Willan, 2000; Wollscheid and Wägele, 1999; Wägele, Vonnemann and Wägele, 2003). Recently, the phylogenetic analysis carried out by Fahey and Gosliner (2004) led to *Notodoris* Bergh, 1875 being considered a junior synonym of *Aegires* Lovén, 1844; consequently, Notodorididae is now considered a synonym of Aegiridae (see remark 74 for the correct spelling of the family name). Given such analysis, the only polycerid included (*Polycera*) does not fit within the Aegiridae, nor appear as a sister group. Because this situation has yet to be fully clarified, no splitting subfamilies have been considered in the present paper.
- (72) Rudman (2003b) point out the possibility that *Polycera aurantiomarginata* is a junior synonym of *Polycera chilluna* Marcus, 1961 from North Carolina, a species that was overlooked by García-Gómez and Bobo (1984), on the basis of a photo of a living specimen of *Polycera* attributed to the species by Marcus (1961). However, the description of this species is based on a single preserved specimen. Therefore, and until a detailed study can solve this question, we prefer to retain *P. aurantiomarginata* as a valid species from the eastern Atlantic.
- (73) The genus *Kaloplocamus* Bergh, 1880 is poorly known. All species were described between 1835 and 1955, except *Kaloplocamus filusos* (Cattaneo-Vietti and Sordi, 1988). Most of these species have only been reported when origi-

- nally described and not reported again since. Because several generic names have been attributed to this genus, a review is still needed (Vallés, 2002). Vallés, Valdés and Ortea (2000) considered *Kaloplocamus atlanticus* (Bergh, 1893) a separate species from *Kaloplocamus ramosus*. However, these authors stated that the two studied specimens of *Kaloplocamus* from the Azores fit exactly with the external description of *K. ramosus* by Cantraine (1835), and considered both species to be synonyms. However, we believe that Vallés, Valdés and Ortea (2000) do not give strong arguments to support this point of view, and therefore we prefer to retain both names separately as valid.
- (74) Willan (2000) discussed in detail the correct spelling of the family name, Aegiridae.
- (75) Fahey and Gosliner (2004) have discussed the possible co-specificity of *Aegires punctilucens* and *Aegires leuckartii*. Data on the internal anatomy of the original material is lacking, and these authors had no access to this material. Therefore, following the proposal of Schmekel and Portman (1982) to separate subspecies, they propose maintaining *A. punctilucens* from the Mediterranean Sea as a separate species from *A. leuckartii* and *Aegires albopunctatus* MacFarland, 1905.
- (76) Fahey and Gosliner (2004) point out the possibility that *Aegires palensis* might be a junior synonym of *A. leuckartii*. However, they retain this species until additional comparative material for both taxa can be collected and examined.
- (77) Valdés (2002a) carried out a phylogenetic analysis and a systematic review of the cryptobranch dorids, and introduced the taxon Labiostomata for the radula-bearing cryptobranch dorids. The genera included in this taxon have buccal armature, as well.
- (78) Rudman (2003a) considers *Glossodoris edmundsi* as a junior synonym of *Glossodoris ghanensis* Edmunds, 1968, although he does not exclude the possibility of a case of mimicry.
- (79) Ortea, Valdés and García-Gómez (1996) carried out a review of the Atlantic blue chromodorids. These authors gave the list of synonyms for each species, and introduced several new specific and subspecific taxa.
- (80) Until the first half of the 1980s, *Hypselodoris villafranca* was recorded in many papers as *Hypselodoris gracilis*. In some older papers, it was also attributed to the genera *Chromodoris* or *Glossodoris*.
- (81) In the past, *Hypselodoris picta* has often been attributed to the genera *Chromodoris* and *Glossodoris*. On the other hand, before the paper by Ortea, Valdés and García-Gómez (1996), this species was usually attributed specific names such as *valenciennesi*, *elegans* or *webbi*, even *villafranca*, as in Fez (1974). Ortea, Valdés and García-Gómez (1996) established several subspecies within this species, some of them distributed in one or several of the areas considered in the present paper (*H. picta picta*, *H. picta webbi*, *H. picta azorica*). However, these subspecies are based on colour differences only, and to date no genetic or molecular studies have been conducted to confirm or reject them. Bertsch (1997) presents strong criticism, advising caution regarding these subspecies and some of the new species proposed by the above authors.
- (82) Before Ortea, Valdés and García-Gómez (1996), this species was usually recorded as *Hypselodoris coelestis*.
- (83) *Hypselodoris fontandraui* has been also called *Hypselodoris messinensis*, and has sometimes been attributed to the genus *Glossodoris*.
- (84) *Hypselodoris midatlantica* was attributed to the genus *Glossodoris* in the past. The specific name of the species (*midatlantica* vs. *tricolor*) remains controversial today. For more details, see Gosliner (1990), Ortea, Valdés and García-Gómez (1996), Bertsch (1997), and Gosliner and Johnson (1999). In the present paper, we use both names, pending a definitive decision.
- (85) In the past, this species has been frequently attributed to the genus *Glossodoris*.
- (86) *Chromodoris luteopunctata* was described from specimens collected at Temara (Moroccan coast) by Gantès (1962). We consider *Chromodoris rodomaculata* Ortea and Valdés, 1991 to be a junior synonym of *C. luteopunctata*, since the colour differences used to establish the former are very weak. In fact, Valdés currently agrees with our view (pers. comm.).
- (87) Gosliner (1990) considered *Chromodoris britoi* a junior synonym of *Chromodoris clenchi* (Russell, 1935). Later, Ortea, Valdés and Espinosa (1994) reviewed the species included in the *C. clenchi* colour group, and determined that *C. clenchi*, *Chromodoris neona* (Marcus, 1955), *Chromodoris binza* Marcus and Marcus, 1963 and *Chromodoris britoi* Ortea and Pérez, 1983 are different species. However, Valdés (2000) presented a different view, one considering *C. binza* and *C. britoi* to be probably conspecific. A molecular study of specimens from both sides of the Atlantic is needed to resolve this issue.
- (88) The genus *Cadlina* was considered a member of the family Cadlinidae. Rudman (1984), after his review of the Indo-Pacific Chromodorididae genera, stated that *Cadlina* is a basal genus within this family. However, recent phylogenetic analyses based on nuclear (Thöllessen, 2000) and mitochondrial (Grande *et al.*, 2004a,b) genes provide evidence to exclude *Cadlina* from Chromodorididae. A recent paper presenting phylogenetic analysis based on

the 16S rDNA gene (Wilson and Lee, in press) supports a very close relationship with *Chromodoris*. However, only *Actinocyclus*, *Cadlinella*, *Cadlina* and *Chromodoris* were considered in this study, which therefore does not provide strong evidence regarding the inclusion (or not) of *Cadlina* within Chromodorididae.

- (89) In the phylogenetic analysis of the cryptobranch dorids carried out by Valdés (2002a), the author established the synonymy at family level within this group. Thus, Archidorididae Bergh, 1891 and Aldisidae Odhner, 1939 are now considered junior synonyms of Dorididae Rafinesque, 1815. On the other hand, Kentrodorididae Bergh, 1891, Platydorididae Bergh, 1891, Baptdorididae Odhner, 1926, Rostangidae Pruvot-Fol, 1951, Geitodorididae Odhner, 1968 and Taringidae Odhner, 1968 (among others) would be junior synonyms of Discodorididae Bergh, 1891.
- (90) Valdés (2002a) concludes that the genus *Archidoris* Bergh, 1878 is a junior synonym of *Doris*.
- (91) Valdés (2002a) points out that *Doris sticta* is probably a synonym of *Doris eubalia* P. Fischer, 1872. Moreover, Valdés and Fahey (in press) recently concluded that the overlooked name *Glossodoris dorbignyi* J. E. Gray in M. E. Gray, 1850 is a senior synonym of *D. sticta*. However, these authors retain this name as valid in applying article 23.9.2. of the ICZN.
- (92) Ortea, Pérez Sánchez and Llera (1982) described two new species of *Aldisa* from the Canary Islands, *Aldisa smaragdina* and *Aldisa expleta*. The former has been subsequently recorded in different areas around the Iberian Peninsula (Atlantic and Mediterranean), as well as off Madeira and the Azores. However, Millen and Gosliner (1985) considered *A. smaragdina* to be a synonym of *Aldisa binotata* Pruvot-Fol, 1953, and *A. expleta* to be a synonym of *Aldisa banyulensis* Pruvot-Fol, 1951. García *et al.* (1986) presented a detailed comparison of all these species, confirming their validity.
- (93) According to Valdés (pers. comm.), *Discodoris confusa* could be a junior synonym of *Discodoris maculosa*, but this should be confirmed. For this reason, we prefer to retain both names as valid in the present paper.
- (94) Cervera, García-Gómez and García (1985) and Ortea (1990) redescribed *Geitodoris planata* based on specimens collected from southern mainland Spain and the Canary Islands. These authors considered this species to be different from *Archidoris stellifera* Vayssière, 1904 because of differences in their radular morphology. Cervera, García-Gómez and García (1985) indicated that the confusion existing in the literature up to 1985 should lead to a revision of the records for both species. Perrone (1987) redescribed *A. stellifera* from Italy (as *Discodoris*) and confirmed the absence of jaws, the presence of hooked radular teeth, and also of caryophyllidia. With this information in hand, Valdés (2002a) states that *A. stellifera* should be placed in a genus of caryophyllidia-bearing dorids, and that it is different from *G. planata*. *A. stellifera* has often been assigned to *Discodoris* over the past two decades.
- (95) After the phylogenetic and systematic revision of the cryptobranch dorids by Valdés (2002a), it is obvious that *Discodoris rosi* should be removed from the genus *Discodoris*. Dayrat and Gosliner (2005) transfer this species to the genus *Rostanga*, stating that the clade *Rostanga* + '*D.*' *rosi* is supported by having elongate, slender lateral teeth (all radular teeth or only part). However, these authors overlooked the phylogenetic analysis of *Rostanga* carried out by Garovoy, Valdés and Gosliner (2001). These authors build a data matrix based on 15 characters, 9 of these involving the radular teeth. According to their analysis, this genus is supported by three synapomorphies, although two of them appear in other cryptobranch genera. However, only the *Rostanga* species have the cusp of innermost lateral teeth of the radula characteristically folded inwards relative to the base of the teeth. This last feature is not present in '*D.*' *rosi* and is not considered in the phylogenetic analysis by Dayrat and Gosliner (in press). On the other hand, these authors consider '*D.*' *rosi* to have labial armature, and that the presence of this feature is an apomorphic condition. However, we consider that the presence of labial armature is a plesiomorphic condition (see also Garovoy, Valdés and Gosliner, 2001, and Valdés, 2002b), and specimens from different localities around the Iberian Peninsula (coasts from Granada, Straits of Gibraltar and southern Portugal) lack labial armature. For this reason, we prefer not to re-allocate this species into another known genus before re-analysing the case again.
- (96) Ortea and Martínez (1990) and Ortea and Cabrera (1999) considered *Thordisa azmanii* a junior synonym of *Thordis diuda* Marcus, 1955. This last species was described from a single specimen from Brazil, and has not been recorded again since. According to the above authors, it would be an amphiatlantic species. However, Chan and Gosliner (in press) and Chan (in press) review the species of this genus, as well as their phylogenetic relationships, and confirm the validity of *T. azmanii*.
- (97) Dorgan, Valdés and Gosliner (2002) comment that the reproductive system of *Platydoris stomascuta* is similar to other species of *Baptdoris*, and therefore it must be included in this genus. However, Fischer and Cervera (in press) point out that Bouchet (1977) does not describe radular teeth with denticles in this species, and they do not consider it as a true *Baptdoris*. As Fischer and Cervera (2005) state, a redescription of this species would be necessary before removing it from *Platydoris*, and we follow this criterion in the present paper.

- (98) Although García (1986b) retained *Rostanga perspicillata* Bergh, 1881 as a valid name, Schmekel and Portmann (1982), Thompson and Brown (1984), Rudman and Avern (1989), Valdés and Gosliner (2001), and Garovoy, Valdés and Gosliner (2001) agree in considering this name to be a junior synonym of *Rostanga rubra* (Risso, 1818).
- (99) Thompson (1975) synonymised *Peltodoris* with *Discodoris*, and few authors followed Thompson's authority during some years, including some of the authors of the present paper. However, after the recent phylogenetic analyses of the cryptobranch dorids genera by Valdés (2002a), it is now clear that both genera are valid and belong to two different clades.
- (100) Dorgan, Valdés and Gosliner (2002) reviewed the genus *Platydoris* as well as its phylogenetic relationships, and concluded that *Platydoris maculata* Bouchet, 1977 is a junior synonym of *Baptodoris cinnabarina* Bergh, 1884.
- (101) Ballesteros and Valdés (1999) stated that the generic status of *Baptodoris perezii* is unclear. According to the description of this species, these authors indicated that it probably belongs to a different genus of the Discodorididae.
- (102) Valdés (2002a) has given a detailed discussion on the taxonomic status of *Carryodoris* Vayssière, 1919 and *Verrillia* Ortea and Ballesteros, 1981, concluding that both should be considered junior synonyms of *Geitodoris*.
- (103) Ortea, Luque and Templado (1988) transferred this species from the genus *Discodoris* to *Geitodoris* based on its radula and buccal armature. This was confirmed by Ortea (1990).
- (104) Valdés and Gosliner (2001), after providing an historical account of the genera *Aporodoris* Ihering, 1886 and *Taringa* Marcus, 1955, conclude that both are synonyms. Although the former is the older name, these authors prefer to displace the name *Aporodoris* (*nomen oblitum*) for its junior synonym *Taringa* (*nomen protectum*), under the provisions of article 23.9.2 of the new version of the Code (ICZN, 1999).
- (105) Valdés and Gosliner (2001) examined the type material of *Doris millegrana* Alder and Hancock, 1854 and compared it with the descriptions of *Taringa janabensis* Ortea and Martínez, 1992 and *Taringa tarifaensis* García-Gómez, Cervera and García-Martín, 1993. They conclude that the three names are synonyms. These authors attribute this species to the genus *Taringa*.
- (106) Thompson (1975) and Gosliner and Behrens (1998) maintained that *Carminodoris* Bergh, 1889 should be considered a junior synonym of *Hoplodoris* Bergh, 1880. However, Valdés (2002a) stated that most of the Indo-Pacific species assigned to *Carminodoris* should probably be transferred to *Hoplodoris*, whereas the Atlantic species *Carminodoris boucheti* Ortea, 1979 and *Carminodoris spinobranchialis* Ortea and Martínez, 1992 fit the original description of the genus *Carminodoris*. This author also pointed out that the main problem involved in determining the phylogenetic relationships of *Carminodoris* is the true identity of its type species, i.e. *Carminodoris mauritiana* Bergh, 1889, not collected after the original description. Thus, all the diagnostic features of the genus, except the penial hooks and the denticulate outermost lateral teeth, are present in the type species of *Discodoris*. According to Valdés, these differences can be attributed to specific variations, but further detailed study, including anatomical investigations of *C. mauritiana*, is needed before a definitive synonymy can be proposed. Fahey and Gosliner (2003) then provided a detailed study on the identity of both genera and, after a phylogenetic analysis, concluded that *Carminodoris* and *Hoplodoris* are synonyms. They consider *C. mauritiana* and *Hoplodoris desmoparypha* Bergh, 1880 (type species of *Hoplodoris*), as well as *Carminodoris grandiflora* (Pease, 1860), to be conspecific. However, Dayrat and Gosliner (in press) subsequently disagreed with this view, based on anatomical data regarding the accessory vestibular spine, and therefore they retain both genera as separate. Nevertheless, Fahey and Gosliner (2003) and Dayrat and Gosliner (in press) do not include *C. boucheti* or *C. spinobranchialis* in their discussions on *Carminodoris* versus *Hoplodoris*, since these authors do not consider either species to be a member of either of these genera, regardless of whether they are synonyms (Gosliner, pers. comm.). Thus, other genus/genera should be found to accommodate both species.
- (107) Brunckhorst and Willan (1989) synonymised *Phyllidia pulizeri* Pruvot-Fol, 1951 and *Phyllidia rolandiae* Pruvot-Fol, 1951 with *Phyllidia flava* (Aradas, 1847). Some years later, Brunckhorst (1993) includes the two former names within the list of synonyms of *P. flava*.
- (108) *Phyllidiopsis bayi* was originally placed in the genus *Fryeria* (Bouchet, 1983; Brunckhorst, 1993). However, Valdés and Gosliner (1999) pointed out that the external and internal features of this species fit with that of the genus *Phyllidiopsis*. On the other hand, Yonow (1986) considered the genus *Fryeria* to be a junior synonym of *Phyllidia*, and proposed the new genus *Reyfra* for those species having the anus placed ventrally. However, Gosliner and Behrens (1988) did not agree with this proposal, since they found some intraspecific variability in this character. Valdés and Gosliner (1999) set forth the possibility that members of the genus *Phyllidia* with a ventral anus could form a monophyletic subclade, adding that only a phylogenetic study of this genus could shed additional light

on this matter. Nevertheless, according to these authors, little taxonomic importance can be attributed to a feature that has changed so many times over the course of dorid evolution, and which can be variable within the same species, as shown by Gosliner and Behrens (1988). Thus, Valdés and Gosliner (1999) consider *Fryeria* and *Reyfia* to be junior synonyms of *Phyllidia*.

- (109) Valdés *et al.* (1996) considered *Dendrodoris languida* Pruvot-Fol, 1951 a junior synonym of *Dendrodoris limbata*, as well as *Dendrodoris longula* Pruvot-Fol, 1951 and *Dendrodoris pseudorubra* Pruvot-Fol, 1951, to be *nomina dubia*. According to Valdés (pers. comm.), *Dendrodoris inornata* could be either *D. limbata* or *Dendrodoris grandiflora*, although it resembles the latter more.
- (110) Valdés *et al.* (1996) pointed out that all records from northern Spain under the names *D. limbata* and *D. grandiflora* must be referred to as *D. herytra*. According to these authors, the record from the Cíes Islands (northwestern Spain) under the name *D. grandiflora* (Rolán, Otero and Rolán-Álvarez, 1989) also appears to belong to *D. herytra*. Following Valdés *et al.* (1996), we cannot confirm whether the *D. limbata* record by Bergh (1892) from the Azores belongs to *D. herytra*.
- (111) Valdés and Ortea (1997) considered *Doriopsilla pusilla* Pruvot-Fol, 1951 and *Doriopsilla evanae* Ballesteros and Ortea, 1980 to be junior synonyms of *Doriopsilla areolata*. These authors also proposed the existence of three subspecies within *D. areolata*. In the geographic area covered by the present paper, only the subspecies *D. areolata areolata* is found.
- (112) Valdés *et al.* (1996) pointed out that *Dendrodoris racemosa* Pruvot-Fol, 1951 and *Dendrodoris minima* Pruvot-Fol, 1951 should be considered junior synonyms of *Doriopsilla pelseeneri* De Oliveira, 1895.
- (113) Schrödl, Wägele and Willan (2001) proposed that the taxon Dexiarchia join the Dorioxidae and the Cladobranchia in a higher level grouping. The presence of aliform jaws is a confirmed autapomorphy, whereas some other potential autapomorphies have yet to be confirmed by future cladistic analysis.
- (114) The taxon Cladobranchia (containing Dendronotina plus Aeolidina and 'Arminina') was proposed by Willan and Morton (1984). Recent phylogenetic analyses based on morphological and molecular data (Wägele and Willan, 2000; Schrödl, Wägele and Willan, 2001; Wägele, Vonnemann and Wägele, 2003; Grande *et al.*, 2004a,b; Vonnemann *et al.*, in press) where some autapomorphies are highlighted, strongly support this grouping.
- (115) Luque (1983, 1986) and Templado, Talavera and Murillo (1987) pointed out that under the name *Tritonia manicata* there are two clearly distinct forms, one Atlantic and the other Mediterranean. Both forms can be sympatric in some regions of southeastern Spain. A further detailed study on these populations could lead to the conclusion that they are separate species. If that were the case, the Mediterranean species should be named *Tritonia moesta* (Bergh, 1884).
- (116) The name *Tritonia odhneri* (Tardy, 1963) had already been used to designate *Tritonia odhneri* Marcus, 1959, a species from the Chilean coast. Marcus (1983) assigns the new denomination *Tritonia nilsodhneri* to the species described by Tardy.
- (117) Phylogenetic analysis by Wägele and Willan (2000) has shown that Arminoidea represents an amalgam of heterogeneous families. No synapomorphy is known to unite all the families attributed to 'Arminoidea'. This idea is backed up by some molecular analyses (Thöllessen, 1999b; Wägele, Vonnemann and Wägele, 2003).
- (118) Miller and Willan (1986) have extensively reviewed the nomenclatural history of this family. Up to six different names have been attributed to it, and they concluded that the correct family name should be Zephyrinidae Iredale and O'Donoghue, 1923, and not Janolidae, a denomination more commonly used in recent European literature. However, according to the law of priority, the correct name for the family is Proctonotidae Gray, 1853.
- (119) Because of the difficulty in clearly defining the genera *Janolus* and *Antiopella*, Gosliner (1981) synonymised them, with the former name prevailing.
- (120) Gosliner and Griffiths (1981) pointed out the occurrence of species including characteristics of both *Flabellina* and *Coryphella*. Therefore, no such generic division is necessary, and the generic name *Coryphella* Gray, 1850 is considered a junior synonym of *Flabellina* Voigt, 1834. This proposal was confirmed by phylogenetic analyses by Gosliner and Kuzirian (1990) and Gosliner and Willan (1991). Nevertheless, some authors do not agree with this view, and prefer to retain *Coryphella* (e.g. Ortea, Caballer and Moro, 2004).
- (121) *Flabellina pellucida* is a coldwater Atlantic species, whose presence in the Mediterranean has yet to be confirmed.
- (122) Thompson and Brown (1984) argued that *Facelina punctata* is a junior synonym of *Facelina annulicornis*.
- (123) *Eolis drummondi* (Thompson, 1843) has been traditionally considered a junior synonym of *Eolis curta* Alder and Hancock, 1843 (Thompson and Brown, 1984). More recently, the latter name has been called a synonym of *Facelina bostoniensis* (but see Brown, 1981; Thompson and Brown, 1984). According to Thompson and Brown, (1984), the description of *Eolis auricularia* Müller, 1776 could correspond to *Eolis coronata*, *E. curta*, or both. The doubt will

- remain, since type material of these taxa is presumably lost, and both *E. coronata* and *E. curta* are found in the type locality of *E. auricularia*. These authors also point out that Forbes and Goodsir (1839) were the ones who first applied a valid specific name (*coronata*) to specimens attributed to this species, which is similar to, but different from, *E. curta*.
- (124) Burn and Narayanan (1970) and Gosliner (1979) considered *Learchis* to be a junior synonym of *Caloria*, since they saw no clear distinction between the two genera. However, we prefer to retain both names, pending a phylogenetic analysis including both genera.
- (125) *Dondice banyulensis* was transferred to the genus *Godiva* by Edmunds (1964), considering the generic diagnosis included in the original description by Macnae (1954). Later, Willan (1987b) confined the genus *Godiva* to those species having penial spines. Eight species are then excluded, *Godiva banyulensis* among them. The generic name *Dondice* is readopted in the present paper.
- (126) Ortea and Moro (1997) suggested that the generic name *Rolandia* Pruvot-Fol, 1951 should be replaced by *Pruvotfolia* Tardy, 1969, since the former is preceded by *Rolandia* Lacaze-Duthiers, 1890, an octocorallian genus.
- (127) According to Gosliner (1990), *Rioselleolis anadoni* Ortea, 1979 is likely to be a junior synonym of *Babakina festiva* (Roller, 1972), since the former was described from a single specimen and its known morphology is strikingly similar to the latter. However, later records from the northern and southern Iberian Peninsula, as well as the Canary Islands, have led us to retain this species pending a review of the genus.
- (128) According to Rudman (1982), the genus *Berghia* Trinchese, 1877 should be regarded as a junior synonym of *Spurilla* Bergh, 1864. This criterion was followed in the previous catalogue (Cervera *et al.*, 1988) and in a subsequent publication (García-Gómez and Thompson, 1990), in which *Berghia columbina* was described (as *Spurilla*). Nevertheless, other authors continue to accept both genera as valid. A detailed phylogenetic study of the Aeolididae is thus needed in order to untangle this situation. Until then, we prefer to continue using both names.
- (129) Although some authors still consider *Spurilla sargassicola* Bergh, 1861 to be valid (e.g. Ortea *et al.*, 2001; Moro *et al.*, 2003), most now consider it a junior synonym of *Spurilla neapolitana*. On the other hand, García and Cervera (1985) established *Spurilla vayssierei* on the basis of its denticulate masticarory jaws. However, we consider that a review of the genus in the Atlantic Ocean is needed to confirm the validity of these names.
- (130) Miller (2001) established the genus *Antaeolidiella* to accommodate *Aeolidiella indica*, since its cerata arrangement and the shape of the oral glands are not consistent with *Aeolidiella*, nor with any other aeolid genera. A phylogenetic analysis of the genera of Aeolididae, including this species, is needed to confirm the validity of Miller's proposal. In the meantime, we prefer to consider this species within *Aeolidiella*.
- (131) Gosliner (1979) considered the genus *Limenandra* Haelfinger and Stamm, 1958 to be a junior synonym of *Baeolidia*. This opinion has been accepted by most authors, although Schmekel and Portmann (1982) continued to use the former name. In a recent review of the family Aeolidiidae from New Zealand, Miller (2001) argues that the genus *Limenandra* should be retained. Therefore, we decided to maintain both names until a phylogenetic study of this family can resolve the matter.
- (132) The specimen recorded from the Straits of Gibraltar under the name *Eubbranchus tricolor* by García-Gómez (1987) corresponds to one of the two specimens from a species later described as *Eubbranchus linensis* (García-Gómez, Cervera and García, 1990).
- (133) Picton (in Platts, 1985) suggested that *Eubbranchus vittatus* may not be a valid species, and may be synonymous with *Eubbranchus cingulatus*. On the other hand, according to Wilson and Picton (1983), the illustrations presented by Edmunds and Kress (1969) and Schmekel and Portmann (1982) for *E. cingulatus* belong to another species, *Eubbranchus doriae*. If this is the case, *E. cingulatus* would be a strictly Atlantic species, and specimens recorded by Templado, Talavera and Murillo (1983) from Cabo de Palos (southeastern Spain) would belong to *E. doriae*. Nevertheless, a large specimen (13 mm) was collected at Cape Gata (southeastern Spain) (Templado, unpubl. data), which matches the illustration by Lemche (in Just and Edmunds, 1985, pl. 46) of what these authors consider the true *E. cingulatus*. However, Picton and Morrow (1994) and Picton (2002) consider that the so-called *E. cingulatus* in the United Kingdom is a junior synonym of *E. vittatus*, according to the law of the priority. Moreover, Picton and Morrow (1994) included an undescribed species of this genus (*Eubbranchus* sp. 'A'), formerly identified as *E. vittatus*, which could match up with the so-called *E. cingulatus* of Just and Edmunds (1985). Further studies on internal anatomy, as well as molecular research, should be carried out on Iberian and other European specimens before a conclusive decision is made.
- (134) Until very recently, the genus *Calma* had only one representative, *Calma glaucooides*. In their review, Calado and Urgorri (2002) consider the sympatric existence of two sibling species, which have different ecological niches in the adult phase. Their analysis of previously published data leads to the attribution of some former records to the new species, *Calma gobioophaga*.

- (135) There is no agreement on which should be the valid name attributed to this family. Some authors use Cuthonidae Odhner, 1934 whilst others use Tergipedidae Bergh, 1889. For more details, see discussions by Edmunds and Just (1983) and Platts (1985). In the present paper, we use the second name, but in an uncritical way, as it is used, for example, by Thompson and Brown (1984) and Gosliner (1987), among others, or on the site of the Checklist of European Marine Molluscs (CLEMAM); <http://www.somali.asso.fr/clemam/biotaxis.php>
- (136) Some authors consider *Catriona* Winckworth, 1941 to be a junior synonym of *Cuthona*, whereas others keep them as separate genera. In the present paper, we follow the former option, according to the criteria of Brown (1980) and Thompson and Brown (1984). The latter generic name is also used on the Checklist of European Marine Molluscs (CLEMAM); <http://www.somali.asso.fr/clemam/biotaxis.php>. However, a detailed phylogenetic analysis is still needed to resolve this controversy.
- (137) According to Miller and Willan (1991), the family Embletonidae should belong to Dendronotoidea, due to the presence of an oral veil, lack of oral tentacles, three-lobed oral gland, and the structure of the apical region of the cerata. In *Embletonia gracilis* Risbec, 1928, an Indo-Pacific species, there is also a divided apex. This statement has been not widely accepted, and a phylogenetic study of this family could help to resolve this matter.

CONCLUSIONS

As a result of the bibliographical compilation carried out for the elaboration of this new checklist, we have found 523 species of opisthobranchs recorded for the study area, 23 belonging to Architectibranchia, 111 to Cephalaspidea ss., 14 to Anaspidea, 4 to Acochliidomorpha, 37 to Thecosomata, 7 to Gymnosomata, 43 to Sacoglossa, 3 to Umbraculoidea, 16 to Pleurobrancoidea, and 265 to Nudibranchia (127 Doridina, 42 Dendronotina, 9 Arminina, and 87 Aeolidina). This means a large increase (134 species more) compared with the previous checklist by Cervera *et al.* (1988, included 389 species) (see table I), due, in part, to the extension of the study area to the Azores, Madeira and Selvagens archipelagos. It is also noteworthy that 644 bibliographic references are mentioned throughout the text, most of them containing data on the opisthobranch fauna of the areas covered by the present checklist. The others are papers focused on different taxonomic, systematic, or phylogenetic aspects, which have been used to elaborate the present list. About 275 of these references are subsequent to the previous checklist (published 1989 - 2005).

The European Register of Marine Species (ERMS) (Costello, Emblow and White, 2001), which includes all the living marine organisms recorded in the Mediterranean and Black Seas and off the Atlantic and African coasts from the North Pole to the parallel 26° N, encompasses 664 opisthobranch species. Therefore, the 523 opisthobranchs recorded in our study area repre-

sent 78.9 % of the known European and North African species. This shows, on one hand, the high degree of biodiversity existing in this area and, on the other hand, the noteworthy level of knowledge regarding its opisthobranch fauna. The comparison of the number of species by higher taxa between the current checklist and that from Costello, Emblow and White (2001) (see table I) is indicative of the existing level of knowledge for each of them in study area: very high in almost all them, but still having some gaps, such as those concerning Gymnosomata and Acochliidomorpha. This indicates, clearly, the scarcity of studies on the opisthobranch fauna of the planktonic and interstitial habitats, indicating that such research should be intensified in the near future. For Pleurobrancoidea, the explanation of why there are more species on our checklist than that of the ERMS, which includes our study area, is that the latest version does not include two species recently described or recorded for the Canary, Selvagens and Madeira archipelagos: *Pleurobranchus garciagomezi* Cervera, Cattaneo-Vietti and Edmunds, 1996 and *Berthella canariensis* Cervera, Gosliner, García-Gómez and Ortea, 2000.

Also remarkable is the high number of new species described since 1975 in our study area, 117 (nearly 20% of the whole), of which 53 are from the Canary Islands. Some of these species are currently considered junior synonyms of other taxa after several global taxonomic revisions of different groups (see the Remarks section). These specific taxa described as new and

Table I. Numerical comparison between the species recorded on the present checklist (bold) and those recorded on the previous checklists by Ros (1976a) and Cervera *et al.* (1988), and on the European Register Marine Species (Costello *et al.*, 2001)

Higher taxa	Ros (1976a)	Cervera <i>et al.</i> (1988)	Present checklist	EMRS (2001)
ARCHITECTIBRANCHIA	13	19	23	31
CEPHALASPIDEA	70	76	111	123
ANASPIDEA	10	9	14	15
ACOCHLIDIOMORPHA	-	-	4	16
THECOSOMATA	28	28	37	39
GYMNOSOMATA	5	4	7	18
RHODOPEMORPHA	-	-	-	2
SACOGLOSSA	16	33	43	47
UMBRACULACEA	3	3	3	4
PLEUROBRANCHACEA	9	8	16	15
NUDIBRANCHIA	104	209	265	354
Doridina	52		127	178
Dendronotina	16	33	42	58
Arminina	3	6	9	18
Aeolidina	33	63	87	117
Total	258	389	523	664

synonymised later include: *Runcina aurata* García-Gómez, López, Luque and Cervera, 1986 (synonym of *R. coronata* (Quatrefages, 1844)), *Platydorid maculata* Bouchet, 1977 (synonym of *Baptodorid cinnabarina* (Bergh, 1884)), *Chromodorid rodomaculata* Ortea and Valdés, 1991 (synonym of *C. luteopunctata* (Gantès, 1962)), *Taringa fanabensis* Ortea and Martínez, 1992 and *T. tarifaensis* García-Gómez, Cervera and García-Martín, 1993 (synonyms of *T. millegrana* (Alder and Hancock, 1854)), and *Doriopsisilla evanae* Ballesteros and Ortea, 1980 (synonym of *Doriopsisilla areolata* Bergh, 1880). Although it has been suggested that other species are also synonyms, these cases are not generally accepted, and the study of additional material is needed. Thus, *Chromodorid britoi* Ortea and Pérez, 1983 could be a junior synonym of *Chromodorid binza* Marcus and Marcus, 1963; *Polycera aurantiomarginata* García-Gómez and Bobo, 1984 could be a junior synonym of *Polycera chilluna* Marcus, 1961; *Discodorid confusa* Ballesteros, Llera and Ortea, 1985 could be a junior synonym of *Discodorid maculosa* Bergh, 1884; *Glossodorid edmundsi* Cervera, García-Gómez and Ortea, 1989 could be a junior synonym of *Glossodorid ghanensis* Edmunds, 1968; and *Oxynoe benchijigua* Ortea, Moro and Espinosa, 1999 could be a junior synonym of *Oxynoe antillarum* Mörch, 1863. Moreover, we consider the three new species described by Vilella (1994) (*Palio espagno-*

li, *Cadlina boscai* and *Dendrodoris kessneri*) to be probable synonyms of *Polycera dubia* (Sars, 1829), *Cadlina laevis* (Linnaeus, 1767), and *Dendrodoris limbata* (Cuvier, 1804), respectively. In all three of these cases, the species descriptions are based on a single specimen, the museum or institution where the specimens are housed are not specified, a comparison with close species of the same region is not given, and some important references are overlooked. Furthermore, several species of cephalaspids (about 20) are only known from old literature, and their true identity should be reviewed.

From the 523 species recorded, 49 of them are planktonic and 474 are benthonic, of which 441 are littoral species and only 33 are bathyal species (most of them studied by Bouchet, 1975, 1997, more than thirty years ago). Therefore, whilst the littoral opisthobranchs have been intensively studied in the geographic area covered in the present paper, the deep-sea species remain poorly known. Study of the opisthobranchs from the bathyal bottoms throughout this geographic area should be also intensified in the near future.

Concerning geographical distribution, the number of species recorded in each of the 12 areas or regions considered is presented in table II. These numbers may be considered as indicative of the diversity of species in each of the regions, but they are also influenced by the level of available

knowledge, which is obviously not the same for all areas. For example, there is a remarkably high number of species registered in certain regions, such as the Canary Islands (252 species), Portuguese mainland (213 species), and the Straits of Gibraltar, eastern Andalusia, Spanish Levant and Catalonia (more than 170 species each of them). Table III includes the complete list of the species recorded, indicating the distribution of each one over the 12 different geographical areas, in order to give a general picture of their geographic distribution range.

As explained above, the criteria used to define these areas have been more or less arbitrary. In order to explore the true biogeographical relationships between these areas, a cluster analysis was performed using each area as an OTU (Operational Taxonomic Unit) and all the species ($n = 511$, excluding the doubtful records) were included in the data matrix using simply presence/absence (1/0) in the 12 areas. Jaccard's index (Sneath and Sokal, 1973) was used to build the triangular distance matrix. The data were subsequently amalgamated using Ward's method (Ward, 1963). The hierarchical tree obtained is shown in figure 2. The same procedure was used for a smaller data matrix where species that occurred in only one area (poorly known, recently described, etc.) were removed ($n = 349$). The tree obtained (not shown) is very similar.

The cluster analysis clearly distinguishes three separate groups (figure 2): Atlantic coast, Mediterranean coast, and the Atlantic islands. The

first two groups are more closely related to each other than to the third one, probably due to the presence in the latter of many amphiatlantic and Mauritanian species. Nevertheless, care should be exercised in this interpretation, due to the scarcity of data available from the African coast. Despite slightly different approaches, the same general pattern of division was obtained in analyses involving other marine invertebrate groups, such as sponges (Carballo, Naranjo and García-Gómez, 1997), tunicates (Naranjo, Carballo and García-Gómez, 1998), and cheilostomate bryozoans (López de la Cuadra and García-Gómez, 1994). In our case, the area corresponding to the Straits of Gibraltar (area 5) clearly appears grouped together with the Mediterranean cluster. The same pattern is observed in tunicates (Naranjo, Carballo and García-Gómez, 1998). Nevertheless, data from sponges (Carballo, Naranjo and García-Gómez, 1997) reveal more affinities of the Straits' poriferan fauna with the Mauritanian region, which in our case is represented by the Canary and Selvagens Islands (area 10) and the Madeira archipelago (area 11), whereas a balanced affinity between Atlantic and Mediterranean fauna is obtained for this area in bryozoans (López de la Cuadra and García-Gómez, 1994).

On the other hand, the record of *Bursatella leachi* in the Balearic Islands constitutes the first known lessepsian mollusc that has reached the westernmost area of the Mediterranean. To date, this species was only known from the eastern and central Mediterranean (Zenetos *et al.*, 2003).

Table II. Detail of the number of recorded species of each one of the different opisthobranch orders from each geographical area

Higher taxa	Geographical areas											
	1	2	3	4	5	6	7	8	9	10	11	12
ARCHITECTIBRANCHIA	8	7	9	5	3	5	4	9	5	9	6	15
CEPHALASPIDEA	31	28	38	13	24	28	29	27	20	50	28	37
ANASPIDEA	5	5	6	3	4	6	6	7	7	13	8	6
ACOCHLIDIOMORPHA	-	4	1	-	-	1	3	-	-	-	1	-
THECOSOMATA	5	10	13	1	8	21	10	10	8	30	1	3
GYMNOSOMATA	-	2	1	-	-	-	1	3	2	1	-	2
SACOGLOSSA	8	8	11	10	14	13	22	11	12	27	12	8
UMBRACULOIDEA	-	-	3	1	2	3	2	2	2	2	2	2
PLEUROBRANCHOIDEA	7	2	5	6	6	8	6	5	8	10	10	8
NUDIBRANCHIA	90	93	126	72	112	98	100	112	57	110	44	52
Doridina	49	42	56	37	63	58	42	55	34	58	31	29
Dendronotina	18	17	18	6	11	12	15	12	7	12	3	8
Arminina	3	2	6	2	3	3	3	4	2	3	2	1
Aeolidina	20	32	46	27	36	25	39	41	14	37	8	14
Total	154	159	213	112	174	183	183	186	121	252	112	133

Table III. Known distribution of the recorded species throughout the different geographical areas

	1	2	3	4	5	6	7	8	9	10	11	12
Order ARCHITECTIBRANCHIA												
Family Ringiculoidae												
<i>Ringicula auriculata</i>	+	+	+	+	+	+	+	+	+	+	+	
<i>Ringicula buccinea</i>	+	+	+					+				
<i>Ringicula nitida</i>	+	+	+	+								
<i>Ringicula conformis</i>	+	+	+	+	+	+	+	+	+	+	+	
<i>Ringicula someri</i>										+	+	
<i>Ringicula minutula</i>								+	+			
<i>Ringicula blanchardi</i>	+	+	+									+
<i>Ringicula semistriata</i>												+
Family Acteonidae												
<i>Acteon tornatilis</i>	+	+	+	+	+	+	+	+	+	+		+
<i>Acteon monterosatoi</i>			+			+		+				+
<i>Acteon incisus</i>												+
<i>Crenilabrum exilis</i>	+	+				+			+			+
<i>Pseudacteon luteofasciatus</i>								+				
<i>Japonacteon pusillus</i>	+		+	+				+		+	+	+
<i>Liocarenus globulinus</i>								+				+
<i>Callostracon amabile</i>										+	+	+
<i>Callostracon meeki</i>												+
<i>Acteonina chariis</i>												+
<i>Tomlinula turrita</i>												+
<i>Inopinodon azoricus</i>												+
Family Amplustridae												
<i>Hydatina physis</i>			+							+	+	+
<i>Hydatina velum</i>							+			+		
<i>Micromelo undatus</i>										+		+
Order CEPHALASPIDEA s. s.												
Family Diaphanidae												
<i>Diaphana minuta</i>		+						+		+	+	
<i>Diaphana globosa</i>	+											
<i>Diaphana expansa</i>	+		+									
<i>Diaphana seguenzae</i>												+
<i>Diaphana flava</i>											+	
<i>Colobocephalus striatulus</i>	+							+				
<i>Colpodaspis pusilla</i>							+	+				
<i>Rhinodiaphana ventricosa</i>							+					
Family Retusidae												
<i>Retusa truncatula</i>	+	+	+	+	+	+	+	+	+	+	+	+
<i>Retusa obtusa</i>	+		+				+	+	+			
<i>Retusa leptoneilema</i>									+	+	+	
<i>Retusa pellucida</i>		+				+						
<i>Retusa piriformis</i>									+			
<i>Retusa mammillata</i>	+	+	+		+	+	+	+	+	+	+	
<i>Retusa obesa</i>			+									
<i>Retusa tornata</i>		+								+	+	
<i>Retusa mariae</i>										+		
<i>Retusa leuca</i>												+
<i>Retusa multiquadrata</i>												+
<i>Cylichnina umbilicata</i>	+	+	+		+	+	+	+	+		+	+
<i>Cylichnina nitidula</i>	+	+					+			+	+	
<i>Cylichnina robagliana</i>	+		+									
<i>Cylichnina crebrisculpta</i>	+											

Table III (continued)

	1	2	3	4	5	6	7	8	9	10	11	12
<i>Cylichnina canariensis</i>										+		
<i>Cylichnina tenerifensis</i>										+		
<i>Volvulella acuminata</i>	+	+	+		+	+	+	+				
<i>Pyrunculus ovatus</i>	+	+	+									+
<i>Pyrunculus hoernesii</i>						+						
<i>Pyrunculus spretus</i>											+	
<i>Relichna simplex</i>												+
Family Cylichnidae												
<i>Acteocina protracta</i>												+
<i>Acteocina pusillina</i>	+											
<i>Cylichna cylindracea</i>	+	+	+	+	+	+	+	+	+	+	+	+
<i>Cylichna alba</i>	+		+						+			+
<i>Cylichna crossei</i>								+	+			
<i>Cylichna richardi</i>			+									+
<i>Cylichna propeccylindracea</i>										+		
<i>Cylichna piettei</i>												+
<i>Cylichna chevreuxi</i>												+
<i>Scaphander lignarius</i>	+	+	+	+	+	+	+	+	+	+	+	
<i>Scaphander punctostriatus</i>	+		+					+		+		+
<i>Scaphander gracilis</i>												+
<i>Scaphander nobilis</i>												+
<i>Meloscaplander imperceptus</i>												+
<i>Roxania utriculus</i>	+	+	+			+	+	+	+	+	+	
<i>Roxania pinguicola</i>	+		+									+
<i>Roxania monterosatoi</i>												+
Family Philinidae												
<i>Philine aperta</i>	+	+	+	+	+	+	+	+	+	+	+	
<i>Philine scabra</i>	+	+	+		+	+		+		+	+	
<i>Philine punctata</i>		+	+		+	+		+				
<i>Philine catena</i>	+	+	+		+	+	+	+	+	+	+	
<i>Philine lima</i>		+										+
<i>Philine quadrata</i>	+	+	+									+
<i>Philine angulata</i>						+				+		
<i>Philine intricata</i>			+			+				+		+
<i>Philine monterosatoi</i>	+		+					+			+	
<i>Philine approximans</i>												+
<i>Philine azorica</i>												+
<i>Philine monilifera</i>												+
<i>Philine rugulosa</i>												+
<i>Philine calva</i>										+		+
<i>Philine condensa</i>										+		+
<i>Philine complanata</i>											+	
<i>Philine desmotis</i>											+	
<i>Philine trachyostraca</i>											+	
<i>Philine iris</i>					+	+	+			+		
<i>Laona pruinosa</i>			+									
Family Philinoglossidae												
<i>Philinoglossa helgolandica</i>		+										
Family Gastropteridae												
<i>Gastropteron meckeli</i>	+	+	+	+		+	+	+	+			
Family Aglajidae												
<i>Aglaja tricolorata</i>				+		+	+			+		
<i>Chelidonura africana</i>			+		+	+	+			+	+	
<i>Chelidonura leopoldi</i>										+		

Table III (continued)

	1	2	3	4	5	6	7	8	9	10	11	12
<i>Odontoaglaja sabadiega</i>										+	+	
<i>Melanochlamys maderense</i>										+	+	
<i>Melanochlamys wildpreti</i>										+		
<i>Philinopsis depicta</i>			+	+		+	+	+		+		
<i>Doridium laurentianum</i>										+		
Family Runcinidae												
<i>Runcina coronata</i>	+	+	+	+	+	+	+					+
<i>Runcina ornata</i>					+					+		
<i>Runcina capreensis</i>						+	+	+				
<i>Runcina africana</i>					+					+		
<i>Runcina ferruginea</i>	+	+	+		+		+					
<i>Runcina adriatica</i>										+		+
<i>Runcina falciforme</i>										+		
<i>Runcina paupera</i>										+		
<i>Runcina macrodenticulata</i>					+							
<i>Runcina bahiensis</i>					+							
<i>Runcina genciana</i>										+		
<i>Runcina hidalgoensis</i>										+		+
<i>Runcina medanensis</i>										+		
<i>Runcina palominoi</i>										+		
Family Bullidae												
<i>Bulla striata</i>		+	+	+	+	+	+	+	+	+	+	+
<i>Bulla amygdala</i>			+							+		
<i>Bulla semilaevis</i>			+									+
<i>Bulla mabiliei</i>										+	+	
<i>Bulla millepunctata</i>	+		+									
Family Haminoeidae												
<i>Haminoea hydatis</i>		+	+	+	+	+	+	+	+	+	+	+
<i>Haminoea navicula</i>	+	+	+				+	+				
<i>Haminoea orbignyana</i>		+	+	+		+	+	+	+	+		
<i>Haminoea elegans</i>										+		
<i>Haminoea ortei</i>						+	+			+		+
<i>Haminoea callidegenita</i>	+	+		+	+							
<i>Haminoea templadoi</i>				+								
<i>Haminoea exigua</i>					+		+					
<i>Atys blainvilliana</i>							+	+	+			
<i>Atys jeffreysi</i>					+		+	+	+	+	+	
<i>Atys macandrewi</i>										+	+	+
<i>Weinkauffia turgidula</i>			+			+	+			+	+	
<i>Cylichnium africanum</i>	+											
<i>Cylichnium oliviformae</i>		+										+
<i>Weinkauffia (?) semistriata</i>			+				+		+	+		
Order ANASPIDEA												
Family Akeridae												
<i>Akera bullata</i>	+	+	+			+	+	+	+	+	+	+
Family Aplysiidae												
<i>Aplysia depilans</i>	+	+	+		+	+	+	+	+	+	+	+
<i>Aplysia fasciata</i>	+	+	+	+	+	+	+	+	+	+	+	+
<i>Aplysia punctata</i>	+	+	+	+	+	+	+	+	+	+	+	+
<i>Aplysia dactylomela</i>										+	+	
<i>Aplysia juliana</i>										+		
<i>Aplysia morio</i>										+		

Table III (continued)

	1	2	3	4	5	6	7	8	9	10	11	12
<i>Aplysia parvula</i>	+	+	+	+	+	+	+	+	+	+	+	+
<i>Bursatella leachi</i>									+			
Family Dolabriferidae												
<i>Petalifera petalifera</i>			+			+	+	+	+	+	+	
<i>Petalifera ramosa</i>										+		
<i>Dolabrifera dolabrifera</i>										+	+	
Family Notarchidae												
<i>Notarchus punctatus</i>								+		+		
<i>Stylocheilus striatus</i>										+	+	+
Order ACOCHLIDIOMORPHA												
Family Hedylopsidae												
<i>Hedylopsis spiculifera</i>		+	+				+				+	
Family Asperinidae												
<i>Asperina loricata</i>		+										
Family Microhedyliidae												
<i>Unela glandulifera</i>		+					+					
<i>Pontohedyle milaschewitchii</i>		+				+	+					
Order THECOSOMATA												
Suborder EUTHECOSOMATA												
Family Cavoliniidae												
<i>Cavolinia tridentata</i>			+			+	+	+	+	+		
<i>Cavolinia inflexa</i>	+	+	+			+	+	+	+	+		
<i>Cavolinia uncinata</i>								+		+		
<i>Cavolinia flava</i>					+	+		+		+	+	
<i>Cavolinia globulosa</i>										+		
<i>Diacria quadridentata</i>						+				+		
<i>Diacria trispinosa</i>		+	+		+	+	+			+		
<i>Diacria atlantica</i>												+
<i>Diacria rubecula</i>										+		+
<i>Clio pyramidata</i>		+	+		+	+		+	+	+		
<i>Clio cuspidata</i>			+		+	+	+			+		
<i>Clio recurva</i>	+											
<i>Clio polita</i>										+		
<i>Creseis acicula</i>		+			+	+	+	+	+	+		+
<i>Creseis conica</i>		+				+			+	+		
<i>Hyalocylis striata</i>						+				+		
<i>Styliola subula</i>			+			+	+	+	+	+		
<i>Cuvierina columnella</i>			+			+				+		
<i>Cuvierina spoeli</i>			+				+					
<i>Dicavolinia limbata</i>						+		+		+		
<i>Dicavolinia constricta</i>										+		
<i>Dicavolinia deshayesi</i>										+		
<i>Dicavolinia atlantica</i>												
Family Limacinidae												
<i>Limacina helicina</i>	+	+	+									
<i>Limacina retroversa</i>		+								+		
<i>Limacina bulimoides</i>		+	+							+		
<i>Limacina inflata</i>		+		+	+	+	+	+	+	+		
<i>Limacina lesueuri</i>	+					+				+		
<i>Limacina trochiformis</i>						+	+		+	+		

Table III (continued)

	1	2	3	4	5	6	7	8	9	10	11	12
Suborder PSEUDOTHECOSOMATA												
Family Cymbuliidae												
<i>Cymbulia peroni</i>	+	+				+	+	+		+		
<i>Cymbulia parvidentata</i>						+						
<i>Corolla ovata</i>										+		
Family Desmopteridae												
<i>Desmopterus cirroptera</i>			+							+		
<i>Desmopterus papilio</i>										+		
Family Peraclidae												
<i>Peraclis reticulata</i>			+		+	+				+		
<i>Peraclis bispinosa</i>			+			+						
<i>Peraclis triacantha</i>					+	+						
Order GYMNOSOMATA												
Family Pneumodermatidae												
<i>Pneumoderma mediterraneum</i>								+				
<i>Pneumoderma violaceum</i>		+					+	+	+	+		
Family Clionidae												
<i>Clione limacina</i>			+					+				
<i>Paraclype longicaudata</i>									+			
Family Notobranchaeidae												
<i>Notobranchaea hjorti</i>		+										
<i>Notobranchaea bleekerae</i>												+
<i>Schleschia tetrabarnchiata</i>												+
Order SACOGLOSSA												
Suborder OXYNOACEA												
Family Volvatellidae												
<i>Ascobulla fragilis</i>	+					+	+			+	+	
Family Oxynoidae												
<i>Oxynoe olivacea</i>			+		+		+		+	+		
<i>Oxynoe benchijigua</i>										+		
<i>Lobiger serradifalci</i>					+		+	+	+	+		
Suborder PLAKOBRANCHACEA												
Family Plakobranchiidae												
<i>Elysia viridis</i>	+	+	+	+	+	+	+	+	+	+	+	+
<i>Elysia timida</i>					+	+	+	+	+			
<i>Elysia ornata</i>										+	+	+
<i>Elysia flava</i>							+	+		+	+	
<i>Elysia papillosa</i>										+	+	
<i>Elysia subornata</i>										+	+	
<i>Elysia translucens</i>						+	+		+			
<i>Elysia fezi</i>								+				
<i>Elysia margaritae</i>							+					
<i>Elysia gordanae</i>				+		+				+		+
<i>Thuridilla hopei</i>				+	+	+	+	+	+			
<i>Thuridilla picta</i>										+	+	
Family Bosellidae												
<i>Bosellia mimetica</i>						+	+	+	+			
<i>Bosellia leve</i>										+		

Table III (continued)

	1	2	3	4	5	6	7	8	9	10	11	12
Family Polybranchiidae												
<i>Polybranchia viridis</i>										+		
<i>Polybranchia borgnini</i>										+		
<i>Calyphylla mediterranea</i>					+	+	+			+		
<i>Cyerce antillensis</i>											+	+
Family Hermaeidae												
<i>Aphysiopsis elegans</i>									+	+		
<i>Aphysiopsis formosa</i>				+						+		+
<i>Hermaea bifida</i>		+	+	+	+		+	+				
<i>Hermaea cruciata</i>										+		
<i>Hermaea paucicirra</i>	+	+	+	+		+	+	+		+		
<i>Hermaeopsis variopicta</i>	+	+	+	+	+	+	+		+	+		
Family Limapontiidae												
<i>Stiliger llerai</i>										+		
<i>Limapontia capitata</i>	+	+	+		+		+					
<i>Limapontia senestra</i>	+	+										
<i>Calliopaea bellula</i>		+	+				+			+		
<i>Ercolania viridis</i>					+		+					
<i>Ercolania funerea</i>							+					
<i>Ercolania siotti</i>											+	
<i>Ercolania coerulea</i>							+			+	+	+
<i>Ercolania lozanoi</i>				+	+				+	+		
<i>Placida dendritica</i>	+	+	+				+	+	+		+	
<i>Placida tardyi</i>			+	+								
<i>Placida brevecornis</i>					+							
<i>Placida cremoniana</i>			+	+	+	+	+	+	+	+		+
<i>Placida verticillata</i>	+		+		+	+	+		+	+	+	+
<i>Costasiella virescens</i>										+		
Order UMBRACULACEA												
Family Tylodinidae												
<i>Tylo dina perversa</i>			+		+	+	+	+	+	+	+	+
<i>Anidolyta duebenii</i>			+			+						
Family Umbraculidae												
<i>Umbraculum umbraculum</i>			+	+	+	+	+	+	+	+	+	+
Superorder NUDIPLEURA												
Order PLEUROBRANCHACEA												
Family Pleurobranchidae												
<i>Pleurobranchus membranaceus</i>	+		+		+	+		+	+		+	
<i>Pleurobranchus testudinarius</i>				+		+	+	+	+	+	+	+
<i>Pleurobranchus aerolatus</i>										+	+	
<i>Pleurobranchus lowei</i>											+	
<i>Pleurobranchus garciagomezi</i>										+	+	+
<i>Berthella plumula</i>	+	+	+	+		+	+		+	+	+	+
<i>Berthella aurantiaca</i>	+				+	+	+	+	+			+
<i>Berthella stellata</i>	+	+	+	+	+	+	+		+	+	+	+
<i>Berthella ocellata</i>				+	+	+		+	+	+		
<i>Berthella sideralis</i>	+											
<i>Berthella dautzenbergi</i>											+	
<i>Berthella africana</i>										+		
<i>Berthella canariensis</i>										+		
<i>Berthellina edwardsii</i>	+		+	+	+	+	+		+	+	+	+
<i>Pleurobrancha meckelii</i>	+		+	+	+	+	+	+	+	+	+	+
<i>Pleurobranchaea morosa</i>												+

Table III (continued)

	1	2	3	4	5	6	7	8	9	10	11	12
Order NUDIBRANCHIA												
Suborder ANTHOBRANCHIA												
Infraorder DORIDINA												
“PHANEROBRANCHIA”												
Family Corambidae												
<i>Corambe testudinaria</i>		+		+								
Family Onchidorididae												
<i>Adalaria proxima</i>			+?									
<i>Onchidoris neapolitana</i>					+			+				
<i>Onchidoris depressa</i>		+	+	+								
<i>Onchidoris pusilla</i>		+			+							
<i>Onchidoris sparsa</i>	+	+					+	+				
<i>Onchidoris inconspicua</i>		+										
<i>Onchidoris albonigra</i>								+				
<i>Onchidoris reticulata</i>		+										
<i>Onchidoris cerviñoi</i>	+	+										
<i>Onchidoris tridactila</i>	+											
<i>Acanthodoris pilosa</i>	+				+							
<i>Diaphorodoris luteocincta</i>	+		+		+	+	+	+	+	+		+
<i>Diaphorodoris papillata</i>	+		+		+	+	+	+				
Family Goniodorididae												
<i>Goniodoris nodosa</i>	+	+	+									
<i>Goniodoris castanea</i>	+	+	+	+	+		+	+	+	+	+	
<i>Okenia aspersa</i>			+									
<i>Okenia mediterranea</i>		+	+	+	+	+					+	
<i>Okenia zoobotryon</i>										+		
<i>Okenia cupella</i>					+	+	+					
<i>Okenia elegans</i>					+			+				
<i>Okenia hispanica</i>						+						
<i>Ancula gibbosa</i>	+	+	+					+				
<i>Trapania tartanella</i>	+	+	+	+		+						
<i>Trapania lineata</i>					+	+	+	+	+			
<i>Trapania maculata</i>	+	+		+	+	+	+	+	+			
<i>Trapania pallida</i>		+		+								
<i>Trapania ortei</i>			+	+	+							
<i>Trapania hispalensis</i>		+			+	+						
<i>Trapania luquei</i>											+	
<i>Trapania sanctipectrensis</i>				+								
<i>Bermudella polycerelloides</i>											+	
Family Polyceridae												
<i>Limacea clavigera</i>	+	+	+	+	+	+	+	+	+	+		+
<i>Polycera quadrilineata</i>	+	+	+	+	+	+	+	+	+	+	+	+
<i>Polycera dubia</i>		+						+				
<i>Polycera elegans</i>	+		+		+			+	+	+		+
<i>Polycera faroensis</i>	+	+	+		+	+						
<i>Polycera hedgpethi</i>	+											
<i>Polycera aurantiomarginata</i>			+	+		+						
<i>Thecacera pennigera</i>	+		+	+						+	+	
<i>Plocamopherus maderae</i>										+	+	
<i>Crimora papillata</i>	+	+	+	+	+	+	+	+		+		
<i>Roboastra europea</i>			+	+	+	+		+			+	
<i>Polycerella emertoni</i>			+	+								
<i>Kaloplocamus ramosus</i>					+	+	+	+	+	+	+	+
<i>Kaloplocamus atlanticus</i>										+		+

Table III (continued)

	1	2	3	4	5	6	7	8	9	10	11	12
<i>Tambja ceutae</i>					+	+				+	+	+
<i>Tambja marbellensis</i>			+		+	+						
Family Aegiridae												
<i>Aegires punctilucens</i>	+	+	+		+	+	+	+				
<i>Aegires leuckarti</i>					+	+	+	+	+			
<i>Aegires sublaevis</i>										+	+	+
<i>Aegires palensis</i>						+	+					
“CRYPTOBRANCHIA”												
LABIOSTOMATA												
Family Chromodorididae												
<i>Glossodoris edmundsi</i>										+	+	+
<i>Hypselodoris villafranca</i>	+	+	+	+	+	+	+	+	+			
<i>Hypselodoris picta</i>	+	+	+	+	+	+	+	+	+	+	+	+
<i>Hypselodoris orsinii</i>					+	+	+	+	+			
<i>Hypselodoris fontandraui</i>	+		+		+	+	+	+	+	+		+
<i>Hypselodoris bilineata</i>			+	+	+	+	+	+	+	+	+	
<i>Hypselodoris cantabrica</i>	+	+	+	+	+	+						
<i>Hypselodoris malacitana</i>					+	+						
<i>Hypselodoris tricolor/midatlantica</i>	+	+	+	+	+	+	+	+	+	+	+	+
<i>Chromodoris luteorosea</i>	+	+	+	+	+	+	+	+		+		
<i>Chromodoris purpurea</i>	+	+	+	+	+	+	+	+	+	+	+	+
<i>Chromodoris krohni</i>	+	+	+	+	+	+	+	+	+	+		+
<i>Chromodoris luteopunctata</i>			+	+	+	+				+		
<i>Chromodoris britoi</i>	+				+	+		+		+	+	+
<i>Chromodoris goslineri</i>												+
<i>Cadlina laevis</i>		+			+		+	+	+			
<i>Cadlina pellucida</i>	+	+	+		+	+	+		+	+		
Family Dorididae												
<i>Doris verrucosa</i>	+	+	+	+	+	+	+	+	+	+		
<i>Doris pseudoargus</i>	+	+	+		+	+		+	+			
<i>Doris bertheloti</i>										+	+	
<i>Doris ocelligera</i>	+	+	+		+	+	+	+	+			+
<i>Doris sticta</i>	+		+		+			+			+	
<i>Doris (?) alboranica</i>						+						
<i>Aldisa zellandica</i>			+									+
<i>Aldisa berghi</i>	+											
<i>Aldisa banyulensis</i>					+	+	+	+	+			
<i>Aldisa smaragdina</i>		+	+		+	+	+	+	+	+	+	+
<i>Aldisa expleta</i>										+		
Family Discodorididae												
<i>Jorunna tomentosa</i>	+	+	+	+	+	+	+	+		+		+
<i>Jorunna onubensis</i>			+	+		+				+	+	
<i>Discodoris maculosa</i>	+				+	+	+	+				
<i>Discodoris stellifera</i>	+		+		+			+				
<i>Discodoris tristis</i>												+
<i>Discodoris edwardsi</i>			+									
<i>Discodoris rubens</i>								+				
<i>Discodoris (?) rosi</i>	+	+	+		+	+		+				
<i>Discodoris confusa</i>										+	+	
<i>Thordisa filix</i>			+				+	+				
<i>Thordisa azmanii</i>	+		+	+								
<i>Platydoris stomascuta</i>												+
<i>Platydoris argo</i>			+	+	+	+	+	+	+	+	+	+
<i>Rostanga rubra</i>	+	+	+	+	+	+	+	+		+	+	

Table III (continued)

	1	2	3	4	5	6	7	8	9	10	11	12
<i>Peltodoris punctifera</i>										+	+	
<i>Peltodoris atromaculata</i>	+		+		+	+	+	+	+	+	+	+
<i>Paradoris indecora</i>			+	+	+	+	+	+	+	+		
<i>Paradoris ceneris</i>										+		
<i>Paradoris inversa</i>										+		
<i>Paradoris mollis</i>										+		
<i>Baptodoris cinnabarina</i>	+				+		+		+	+		
<i>Baptodoris perezii</i>				+		+				+	+	
<i>Geitodoris planata</i>	+		+	+	+	+		+	+	+	+	+
<i>Geitodoris pusae</i>										+	+	
<i>Geitodoris portmanni</i>						+	+	+				
<i>Geitodoris bonosi</i>	+	+						+				
<i>Geitodoris bacalladoi</i>										+		
<i>Geitodoris perfossa</i>										+	+	
<i>Taringa millegrana</i>					+					+	+	
<i>Taringa oleica</i>										+		
<i>Taringa ascitica</i>										+		
<i>Taringa tritorquis</i>										+		
<i>Taringa bacalladoi</i>										+		
<i>Taringa faba</i>								+				
<i>Thorybopus lophatus</i>												+
LABIOSTOMATA <i>incerta sedis</i>												
<i>Carminodoris ? boucheti</i>		+			+			+				
<i>Carminodoris ? spinobranchialis</i>	+											
POROSTOMATA												
Family Phyllidiidae												
<i>Phyllidia flava</i>								+	+	+		
<i>Phyllidiopsis berghi</i>										+		+
<i>Phyllidiopsis bayi</i>					+	+	+		+			
<i>Phyllidiopsis boucheti</i>										+		
<i>Reticulidia gofasi</i>												+
Family Dendrodorididae												
<i>Dendrodoris limbata</i>			+	+	+	+	+	+	+			
<i>Dendrodoris gradiflora</i>			+	+	+	+	+	+	+	+	+	
<i>Dendrodoris herytra</i>	+	+	+	+	+	+	+	+	+	+	+	+
<i>Doriopsilla areolata</i>	+	+	+	+	+	+	+	+	+	+		
<i>Doriopsilla pelseneeri</i>	+	+	+	+	+	+		+				
DEXIARCHIA												
CLADOBRANCHIA												
DENDRONOTINA												
Family Tritoniidae												
<i>Tritonia hombergi</i>		+			+		+	+				
<i>Tritonia plebeia</i>		+	+					+				
<i>Tritonia manicata</i>	+	+	+	+	+	+	+	+	+			
<i>Tritonia (Tritonidoxa) griegi</i>												+
<i>Tritonia striata</i>	+				+	+		+	+			
<i>Tritonia nilsodhneri</i>	+	+	+		+	+	+	+				
<i>Marionia blainvillae</i>	+		+	+	+	+	+	+	+	+	+	+
<i>Tritonopsis cincta</i>							+					
Family Scyllaeidae												
<i>Scyllaea pelagica</i>	+		+									+

Table III (continued)

	1	2	3	4	5	6	7	8	9	10	11	12	
Family Hancockiidae													
<i>Hancockia uncinata</i>	+	+	+		+	+	+	+	+	+			
Family Lomanotidae													
<i>Lomanotus marmoratus</i>		+					+						
<i>Lomanotus barlettai</i>				+		+							
Family Tethyidae													
<i>Tethys fimbria</i>	+		+	+		+	+	+	+	+			
Family Phylliroidae													
<i>Phylliroe atlantica</i>											+	+	+
<i>Phylliroe bucephala</i>											+		
<i>Cephalopige trematoides</i>											+		
Family Dendronotidae													
<i>Dendronotus frondosus</i>	+												
Family Dotoidae													
<i>Doto coronata</i>	+	+	+		+		+	+					
<i>Doto pinnatifida</i>		+	+		+								
<i>Doto fragilis</i>	+	+											
<i>Doto pygmaea</i>											+		
<i>Doto rosea</i>			+	+	+	+	+						
<i>Doto paulinae</i>							+	+					
<i>Doto cinerea</i>						+	+		+				
<i>Doto floridicola</i>			+		+	+	+	+	+	+	+	+	
<i>Doto pita</i>											+		
<i>Doto doerga</i>							+						
<i>Doto dunnei</i>	+	+	+		+								
<i>Doto millbayana</i>	+		+	+	+								
<i>Doto koenneckery</i>	+	+	+			+		+				+	
<i>Doto eireana</i>	+	+	+										
<i>Doto tuberculata</i>		+										+	
<i>Doto acuta</i>							+						
<i>Doto arteoi</i>	+	+	+										
<i>Doto lemchei</i>	+	+	+										
<i>Doto oblicua</i>	+	+											
<i>Doto verdicioi</i>	+	+	+										
<i>Doto fluctifraga</i>											+		
<i>Doto furva</i>					+							+	
<i>Doto unguis</i>						+							
<i>Doto escatllari</i>											+		
<i>Doto sotilloi</i>											+		
"ARMININA"													
Family Arminidae													
<i>Armina maculata</i>			+	+	+	+		+	+			+	
<i>Armina tigrina</i>			+			+	+	+					
<i>Armina neapolitana</i>			+					+					
<i>Armina loveni</i>			+								+		
<i>Heterodoris robusta</i>	+												
Family Madrellidae													
<i>Madrella aurantiaca</i>										+			
Family Proctonotidae													
<i>Janolus cristatus</i>	+	+	+	+	+	+	+	+			+	+	

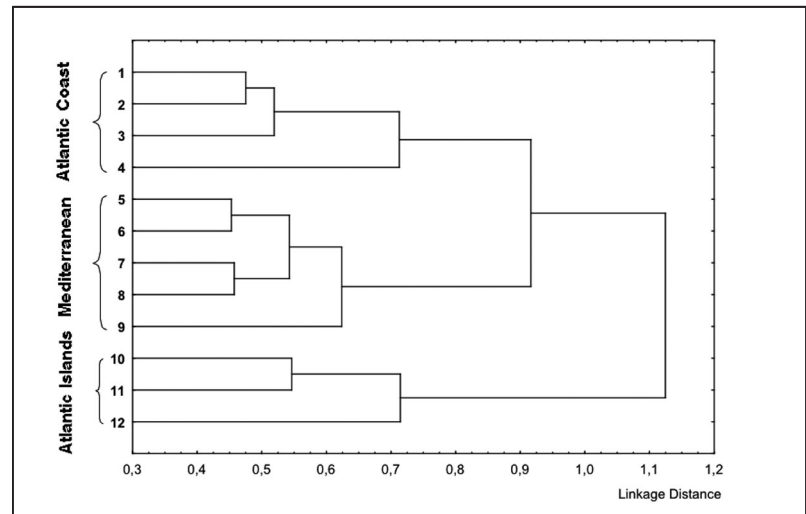
Table III (continued)

	1	2	3	4	5	6	7	8	9	10	11	12
<i>Janolus hyalinus</i>	+	+	+		+		+					
<i>Janolus faustoi</i>										+	+	
"AEOLIDINA"												
Family Flabellinidae												
<i>Flabellina affinis</i>			+	+	+	+	+	+	+	+		
<i>Flabellina pedata</i>	+	+	+	+	+	+	+	+	+			+
<i>Flabellina pellucida</i>								+				
<i>Flabellina gracilis</i>	+											
<i>Flabellina lineata</i>			+		+		+	+	+			
<i>Flabellina dushia</i>										+		
<i>Flabellina babai</i>			+	+	+	+	+	+				
<i>Flabellina baetica</i>				+	+							
<i>Flabellina insolita</i>			+		+							
<i>Flabellina ischitana</i>			+	+	+	+	+	+				
<i>Calmella cavolini</i>						+	+	+	+			
Family Piseinotecidae												
<i>Piseinotecus sphaeriferus</i>										+		
<i>Piseinotecus gabineri</i>						+						
<i>Piseinotecus gaditanus</i>			+	+						+		
Family Facelinidae												
<i>Favorinus branchialis</i>	+	+	+	+	+	+	+	+		+	+	+
<i>Favorinus ghanensis</i>										+		
<i>Favorinus blianus</i>		+	+									
<i>Favorinus vitreus</i>							+	+		+		
<i>Facelina annulicornis</i>	+	+	+		+	+	+	+	+	+	+	+
<i>Facelina bostoniensis</i>	+		+				+	+				
<i>Facelina coronata</i>	+	+	+		+	+	+			+		
<i>Facelina rubrovittata</i>				+	+	+	+	+	+			
<i>Facelina quatrefagesi</i>		+										
<i>Facelina variegata</i>		+	+									
<i>Facelina schwobi</i>								+				
<i>Facelina dubia</i>								+				
<i>Facelina fusca</i>								+				
<i>Phydiana lynceus</i>										+		
<i>Cratena peregrina</i>			+	+	+	+	+	+	+	+		
<i>Caloria elegans</i>			+		+	+	+	+	+	+	+	+
<i>Learchis poica</i>											+	+
<i>Facelinopsis marioni</i>				+	+	+		+				
<i>Dondice accidentalis</i>										+		
<i>Dondice banyulensis</i>			+		+	+	+	+	+			
<i>Antonietta luteorufa</i>							+					
<i>Dicata odhneri</i>			+			+	+	+				+
<i>Pruvotfolia pselliotes</i>		+	+	+	+	+	+	+		+		
<i>Babakina anadoni</i>	+	+	+	+	+					+		
<i>Algarvia alba</i>			+									
Family Aeolidiidae												
<i>Aeolidia papillosa</i>	+	+	+									
<i>Spurilla neapolitana</i>	+	+	+	+	+	+	+	+	+	+	+	+
<i>Aeolidiella alderi</i>	+	+	+	+	+	+	+	+	+	+		
<i>Aeolidiella glauca</i>			+		+		+					
<i>Aeolidiella sanguinea</i>		+	+		+						+	+
<i>Aeolidiella indica</i>					+					+		
<i>Cerberilla bernadettae</i>		+		+						+		
<i>Berghia caerulea</i>	+		+		+	+	+	+		+		

Table III (continued)

	1	2	3	4	5	6	7	8	9	10	11	12
<i>Berghia verrucicornis</i>	+		+	+	+	+	+	+		+		
<i>Berghia columbina</i>			+	+		+				+		
<i>Limenandra nodosa</i>							+	+		+		
Family Eubranchidae												
<i>Eubranchus tricolor</i>		+										
<i>Eubranchus pallidus</i>		+										
<i>Eubranchus vittatus</i>		+						+				
<i>Eubranchus farrani</i>		+	+	+	+	+	+	+		+		+
<i>Eubranchus cingulatus</i>	+	+	+		+		+					
<i>Eubranchus exiguus</i>	+	+	+		+			+				
<i>Eubranchus doriae</i>			+									
<i>Eubranchus arci</i>										+		
<i>Eubranchus prietoi</i>	+				+							
<i>Eubranchus linensis</i>		+	+		+							
<i>Eubranchus leopoldoi</i>										+		
<i>Eubranchus telesforoi</i>										+		
<i>Eubranchus vascoi</i>										+		
Family Pseudovermidae												
<i>Pseudovermis artabrensis</i>		+										
Family Calmidae												
<i>Calma glaucoides</i>		+	+	+				+		+		
<i>Calma gobioophaga</i>		+	+				+					
Family Glaucidae												
<i>Glacus atlanticus</i>									+	+	+	+
Family Tergipedae												
<i>Tergipes tergipes</i>		+	+	+		+	+	+				
<i>Cuthona caerulea</i>		+	+		+		+	+	+	+		+
<i>Cuthona foliata</i>	+	+	+		+			+				+
<i>Cuthona amoena</i>	+	+	+		+			+				
<i>Cuthona pallida</i>							+	+		+		
<i>Cuthona genovae</i>	+		+	+	+	+	+	+	+	+		
<i>Cuthona ocellata</i>			+		+		+	+				
<i>Cuthona granosa</i>							+					
<i>Cuthona ilonae</i>	+	+	+				+					
<i>Cuthona miniostrata</i>							+	+				
<i>Cuthona albopunctata</i>								+				
<i>Cuthona thompsoni</i>			+	+			+					
<i>Cuthona willani</i>			+	+								
<i>Cuthona fidenciae</i>										+		+
<i>Cuthona corraei</i>										+		
<i>Catriona gymnota</i>	+	+	+	+	+							
<i>Catriona maua</i>							+			+		
<i>Tenellia adspersa</i>		+		+			+					
Family Fionidae												
<i>Fiona pinnata</i>						+	+	+		+	+	+
Family Embletoniidae												
<i>Embletonia pulchra</i>		+	+		+		+	+				

Figure 2. Horizontal tree obtained from the cluster analysis performed. Geographical study areas are numbered 1 to 12 (see text for details)



ACKNOWLEDGEMENTS

We are indebted to many colleagues and friends who have helped us a great deal in the preparation of the present paper, supplying and sharing information, and/or authorising the publication of their photographs. Others have assisted in collecting, collating, and processing the bibliographical data: Miguel Barbosa, María Dornelas, Shireen Fahey, José Fernández López, Manuel González Duarte, Terry Gosliner, Celia Laguna Mora, Fátima Martins, Diego Moreno Lampreave, Leopoldo Moro Abad, Ricardo Neves, Jesús Ortea Rato, Silvia Sánchez Ángel, Luis Sánchez Tocino, Alma Sánchez Santos, José Augusto Silva, Victoriano Urgorri Carrasco, Ángel Valdés, and Peter Wirtz. Antonio Monteiro read an early version of the manuscript and suggested some textual corrections. Our special thanks to Concha Mosquera de Arancibia; it was her enthusiastic support of this project right from the beginning which led to the Instituto Español de Oceanografía agreeing to assume its publication costs. Moreover, her conscientious editorial work has made notable improvements to the final draft.

We would also like to acknowledge several projects and grants that have supported the collection of data or bibliographic information: REN2000-0890/GLO (Spanish Ministry of Science and Technology), REN2001-1956-C17-02/GLO (Spanish Ministry of Science and Technology), HP1997-0052 (Spanish-Portuguese Joint Action, Spanish Ministry of Education and Culture), HP1999-0093 (Spanish-Portuguese Joint Action, Spanish Ministry of Education and Culture), CRUP Acção Integrada

E45/98, CRUP Acção Integrada E91/00 and (GRG 970607)1086/97/JARC-501 (NATO Research Council). One of the authors, M. A. E. Malaquias, has been benefited from two grants from the FCT (Portuguese Ministry of Science and Technology), SFRH/BM/2289/2000 and SFRH/BD/8607/2002.

REFERENCES

- Aartsen, J. J. van, H. P. G. M. Menkhorst and E. Gittenberger. 1984. The marine Mollusca of the Bay of Algeciras, Spain, with general notes on *Mitrella*, Marginellidae and Turridae. *Basteria* supplement 2: 1-135.
- Acuña, J. D. 1981. Caracterización de algunas asociaciones de moluscos marinos en las Islas Columbretes (Castellón). *Boletín del Instituto Español de Oceanografía* 5 (280): 28-42.
- Aguado Jiménez, F. 2000. *Relaciones depredador-presa en organismos marinos: Aposematismo en Moluscos Opisthobranchios*. Tesis doctoral. Universidad de Murcia. Murcia, Spain: 160 pp. (Unpublished.)
- Almaça, C. 1960. Sobre a distribuição de *Aeolidia papillosa* (Linné) (Moll. Gast. Opist.). *Boletín de la Sociedad Portuguesa de Ciencias Naturales* 2 (8): 209-211.
- Altaba, C. R. 1993. Els mollusc marins: catàleg preliminar. In: *Història natural de l'archipèlag de Cabrera*. J. A. Alcover, E. Ballesteros and J. J. Fornós (eds.): 589-596. CSIC-Edit. Moll. Palma de Mallorca, Spain.
- Altaba, C. R. and A. Traveset. 1985. Noves localitzacions d'opisthobranchis als Països Catalans. *Butlletí de la Institució Catalana d'Història Natural* 52 (secció Zoologia 6): 83-86.
- Altamira, C. 1972. Notas malacológicas: XVI. Contribución al conocimiento de la fauna malacológica marina de Menorca. *Publicaciones del Instituto de Biología Aplicada* 53: 33-52.

- Altimira, C. 1973. Notas malacológicas. XVIII. Datos sobre la fauna malacológica marina de la Isla de Menorca. *Miscelánea Zoológica* 3 (3): 9-10.
- Altimira, C. 1975. Moluscos testáceos recolectados en el litoral de la parte norte de la provincia de Gerona (Mediterráneo occidental español). *Investigación Pesquera* 39: 63-78.
- Altimira, C. 1976. Moluscos testáceos recolectados en el litoral sur de Tarragona (delta del Ebro) (Mediterráneo occidental español). *Investigación Pesquera* 40: 581-595.
- Altimira, C. 1977a. Fauna malacológica de Sant Pol de Mar (litoral N de la provincia de Barcelona). *Miscelánea Zoológica* 4 (1): 23-32.
- Altimira, C. 1977b. Moluscos testáceos recolectados en el litoral de la parte norte de la provincia de Gerona (Mediterráneo occidental español). 2.ª parte. *Investigación Pesquera* 41 (3): 569-573.
- Altimira, C. 1980. Fauna malacológica de Sant Pol de Mar (litoral N de la provincia de Barcelona). II. *Investigación Pesquera* 44 (2): 297-304.
- Altimira, C., M. F. Huelin and J. Ros. 1981. Molluscs bentónicos de les illes Medes (Girona). I Sistemática. *Bulletí de la Institució Catalana d'Historia Natural* 47 (secció Zoologia 4): 69-75.
- Altimira, C. and J. Ros. 1979. Algunos moluscos marinos de las Islas Canarias. *Vieraea* 8 (1): 3-12.
- Álvarez, L. A., E. Martínez, J. Cigarría, E. Rolán and G. Villani. 1993. *Haminoea callidegenita* Gibson and Chía, 1989 (Opisthobranchia: Cephalaspidea), a Pacific species introduced in European coasts. *Iberus* 11 (2): 59-65.
- Álvarez Orive, L. A. 1994. *Relaciones inter e intraespecífica en Moluscos del orden Cephalaspidea: una aproximación biológica y química*. Tesis doctoral. Universidad de Sevilla. Sevilla, Spain: 243 pp. (Unpublished.)
- Arias, E. and E. Morales. 1963. Ecología del Puerto de Barcelona y desarrollo de adherencias orgánicas sobre embarcaciones. *Investigación Pesquera* 24: 139-163.
- Ávila, C. 1996. The growth of *Peltdoris atromaculata* Bergh, 1880 (Gastropoda: Nudibranchia) in the laboratory. *Journal of Molluscan Studies* 62: 151-157.
- Ávila, C., G. Cimino, A. Fontana, M. Gavagnin, J. Ortea and E. Trivellone. 1991. Defensive strategy of two *Hypselodoris* nudibranchs from Italian and Spanish coast. *Journal of Chemical Ecology* 17 (3): 625-636.
- Ávila Escartín, C. 1993. *Sustancias naturales de Moluscos Opisthobranchios: Estudio de su estructura, origen y función en ecosistemas bentónicos*. Tesis doctoral. Universidad de Barcelona. Barcelona, Spain: 546 pp. (Unpublished.)
- Ávila, S. P. 2000. Shallow-water marine molluscs of the Azores: biogeographical relationships. *Arquipélago* (Live and Marine Sciences) supplement 2, part A: 99-131.
- Ávila, S. P. and J. M. N. Azevedo. 1996. Checklist of the marine molluscs of the littoral of Pico Island (Azores, Portugal). In: *Libro de Resúmenes XI Congreso Nacional de Malacología*. D. Moreno (ed.): 106-107. Sociedad Española de Malacología. Almería, Spain.
- Ávila, S. and J. M. N. Azevedo. 1997. Shallow-water molluscs from the Formigas Islets, Azores, collected during the "Santa Maria e Formigas 1990". Scientific Expedition. *Açoreana* 8 (3): 323-330.
- Ávila, S. P., J. M. N. Azevedo, J. M. Gonçalves, J. Fontes and F. Cardigos. 1998. Checklist of the shallow-water marine molluscs of the Azores: 1 – Pico, Faial, Flores and Corvo. *Açoreana* 8 (4): 487-523.
- Ávila, S. P., A. C. Santos, A. M. Penteado, A. M. Rodrigues, I. Quintino and M. I. Machado. (In press). The molluscs of the intertidal algal turf in the Azores. *Iberus* 23 (1).
- Azevedo, J. M. N. and S. Gofas. 1990. Moluscos marinhos litorais da ilha das Flores. Expedição Científica Flores'89 (relatório preliminar). *Relatórios e Comunicações Científicas do Departamento de Biologia* 18: 83-87.
- Ballesteros, E. 1998. Additions a la fauna d'invertebrats bentònics marins de l'Archipèlag de Cabrera (Illes Balears, Mediterrània Occidental). *Bolletí de la Societat d'Historia Natural de Balears* 41: 41-48.
- Ballesteros, M. 1977. Sobre *Spurilla neapolitana* y *Berghia verrucicornis*, dos Aeolidacea (Gastropoda: Opisthobranchia) recolectados en Cubellas. *Publicaciones del Departamento de Zoología* (Barcelona) 2: 7-12.
- Ballesteros, M. 1978. Contribución al conocimiento de la fauna bentónica de Cubellas. *Publicaciones del Departamento de Zoología* (Barcelona) 3: 11-23.
- Ballesteros, M. 1979. *Bosellia mimetica* Trinchese, 1891 y *Elysia timida* Risso, 1818, dos ascoglosos nuevos para la fauna ibérica. *Publicaciones del Departamento de Zoología* (Barcelona) 4: 13-17.
- Ballesteros, M. 1980a. *Contribución al conocimiento de los Sacoglosos y Nudibranchios (Mollusca: Opisthobranchia)*. Estudio anatómico, sistemático y faunístico de las especies del Mediterráneo español. Tesis doctoral. Universidad de Barcelona. Barcelona, Spain: 367 pp. (Unpublished.)
- Ballesteros, M. 1980b. La presencia en las costas catalanas de *Hermaea paucicirra* y *Hermaea cremoniana* (Opisthobranchia: Sacoglossa). *Publicaciones del Departamento de Zoología* (Barcelona) 5: 19-23.
- Ballesteros, M. 1981a. Nota preliminar sobre la fauna de nudibranchios de la isla de Ibiza. *Actas II Simposio Ibérico de Estudios del Bentos Marino* 3: 229-234.
- Ballesteros, M. 1981b. Sobre un raro armináceo (Mollusca: Opisthobranchia) de la costa mediterránea española: *Armina maculata* Rafinesque, 1814. *Publicaciones del Departamento de Zoología* (Barcelona) 6: 27-31.
- Ballesteros, M. 1983. Primera cita de *Armina tigrina* (Mollusca: Opisthobranchia) para las costas españolas. *Publicaciones del Departamento de Zoología* (Barcelona) 9: 53-62.
- Ballesteros, M. 1984a. Adiciones a la fauna de opisthobranchios de Cubellas (Tarragona). *Miscelánea Zoológica* 8: 41-49.
- Ballesteros, M. 1984b. *Onchidoris sparsa* (Alder y Hancock, 1846) en el Mediterráneo. *Iberus* 4: 137-138.
- Ballesteros, M. 1985. *Contribución al conocimiento de los Sacoglosos y Nudibranchios (Mollusca: Opisthobranchia)*. Estudio anatómico, sistemático y faunístico de las especies del Mediterráneo español. Resumen tesis doctoral. Centro de Publicaciones de la Universidad de Barcelona. Barcelona, Spain: 46 pp.

- Ballesteros, M., C. Álvarez and B. Mateo. 1986. Aproximación a la fauna de opistobranquios de la isla de Menorca. *Publicaciones del Departamento de Zoología* (Barcelona) 12: 93-106.
- Ballesteros, M., A. Barrajón, A. A. Luque, D. Moreno, P. Talavera and J. Templado. 1986. Contribución al conocimiento de los gasterópodos marinos de Almería. *Iberus* 6 (1): 39-55.
- Ballesteros, M., E. M. Llera and J. Ortea. 1985 (1984). Revisión de los Doridacea (Mollusca: Opisthobranchia) del Atlántico Nordeste atribuibles al complejo *maculosa-fragilis*. *Bollettino Malacologico* 20 (9-12): 227-257.
- Ballesteros, M. and J. Ortea. 1981. Nota sobre dos opistobranquios del litoral catalán. *Publicaciones del Departamento de Zoología* (Barcelona) 6: 33-38.
- Ballesteros, M., J. Ortea, D. Vallvé and E. Martínez. 1993. Dos nuevas especies de *Facelina* Alder and Hancock, 1855 (Mollusca: Opisthobranchia) para la Península Ibérica. *Publicaciones Especiales. Instituto Español de Oceanografía* 11: 123-129.
- Ballesteros, M. and J. Templado. 1987. *Aplysia parvula* en las costas de la Península Ibérica. *Publicaciones del Departamento de Zoología* (Barcelona) 13: 55-62.
- Ballesteros, M. and J. Templado. 1996. Opistobranquios de las islas Baleares y de las Columbretes. In: *Libro de Resúmenes XI Congreso Nacional de Malacología*. D. Moreno (ed.): 40-41. Sociedad Española de Malacología. Almería, Spain.
- Ballesteros, M. and A. Valdés. 1999. Redescription de *Baptodoris cinnabarina* Bergh, 1884 (Opisthobranchia, Doridina, Platydorididae) y discusión taxonómica de otras especies del género *Baptodoris* Bergh, 1884. *Iberus* 17 (2): 27-35.
- Becerro, M. A., X. Turón, M. J. Uriz and J. Templado. 2003. Can a sponge feeder be an herbivore? *Biological Journal of the Linnean Society* 78: 429-438.
- Bergh, L. S. R. 1892. Opisthobranches provenant des campagnes du Yacht l'Hirondelle. *Resultats des campagnes scientifiques accomplies par son yacht par Albert I de Monaco* 4: 1-35; pls. 1-4.
- Bergh, L. S. R. 1899. Nudibranches et Marsenia provenant des campagnes de la Princesse-Alice (1891-1897). *Résultats des campagnes scientifiques accomplies sur son yacht par Albert I, Prince souverain de Monaco* 14: 1-45; pls. 1-2.
- Bernard, P. A. 1984. *Coquilages du Gabon*. Libreville, Gabon: 140 pp.
- Bertsch, H. 1997. Books, periodicals and pamphlets: Revisión de las especies atlánticas de la familia Chromodorididae (Mollusca: Nudibranchia) del grupo cromático azul, by Ortea, Valdés and García-Gómez, 1996. *The Veliger* 40 (4): 367-368.
- Bontes, B. and S. van der Spoel. 1998. Variation in the *Diacria trispinosa* group, new interpretation of colour patterns and description of *Di. rubecula* n. sp. *Bulletin Zoologisch Museum Universiteit van Amsterdam* 16 (11): 77-87.
- Borja, A. 1987. Catálogo de los moluscos marinos de la costa vasca. *Iberus* 7 (2): 211-223.
- Boss, K. 1982. Mollusca. In: *Synopsis and classification of living organisms*. S. P. Parker (ed.) 1: 945-1166. McGraw-Hill. New York.
- Bouchet, P. 1975. Opisthobranches de profondeur de l'océan Atlantique: I – Cephalaspidea. *Cahiers de Biologie Marine* 16: 317-365.
- Bouchet, P. 1977. Opisthobranches de profondeur de l'océan Atlantique: I – Notaspidea et Nudibranchia. *Journal of Molluscan Studies* 43: 28-66.
- Bouchet, P. 1983. Découverte du genre Indo-Pacifique *Fryeria* (Mollusca, Gastropoda: Nudibranchia) en Méditerranée. *Annales de l'Institut Océanographique* (Paris) 59 (1): 65-68.
- Bouchet, P. 1984. Les Elysiidae de Méditerranée (Gastropoda, Opisthobranchiata). *Annales de l'Institut Oceanographic* (Paris) 60 (1): 19-28.
- Brunckhorst, D. J. 1993. The systematics and phylogeny of phyllidid nudibranchs (Doridoidea). *Records of the Australian Museum* supplement 16: 1-107.
- Brunckhorst, D. J. and R. C. Willan. 1989 (1988). Critical review of the taxonomic status of Mediterranean *Phyllidia* (Opisthobranchia: Nudibranchia: Doridoidea). *Bollettino Malacologico* 24 (9-12): 205-214.
- Bucquoy, E., P. Dautzenberg and G. Dollfus. 1886. *Les mollusques marins du Roussillon. Tome I. Gastropodes*. Fascicule 13. J. B. Baillière & fils. Paris: 487-570 pp.; pls. 61-66.
- Burn, R. 1959. Comments on the Australian umbraculacean mollusca. *Journal of the Malacological Society of Australia* 1 (3): 28-30.
- Burn, R. 1962. On the new pleurobranch subfamily Berthellinae (Mollusca: Gastropoda), a revision and new classification of the species of New South Wales and Victoria. *Memoirs of the National Museum* (Melbourne) 25: 129-148.
- Burn, R. 1967. Notes on an overlooked nudibranch genus *Roboastra* Bergh, 1877, and two allied genera (Mollusca: Gastropoda). *Australian Zoology* 14: 212-222.
- Burn, R. and K. R. Narayanan. 1970. Taxonomic notes on *Eolis militaris* Alder and Hancock, 1864 (Opisthobranchia, Eolidacea). *Journal of the Malacological Society of Australia* 2: 83-86.
- Burnay, L. P. 1986. *Moluscos testáceos marinhos da Berlenga*. MPAT. Secretaria de Estado do Ambiente e dos Recursos Naturais. Serviço Nacional de Parques, Reservas e conservação da Natureza. Lisbon: 64 pp.
- Caballer, M., L. Moro and J. Ortea. 2001. Nota sobre *Tambja ceutae* García Gómez y Ortea, 1988 (Mollusca, Opisthobranchia, Gymnodorididae) en las Islas Canarias y Madeira. *Vieraea* 29: 131-134.
- Caballer, M. and J. Ortea. 2002. Primera cita de *Polycera hedgpethi* Marcus, 1964 (Mollusca: Opisthobranchia) para la Península Ibérica. *Noticiario de la Sociedad Española de Malacología* 37: 55-56.
- Cadée, G. C. 1968. Molluscan biocoenoses and thanatocoenoses in the Ria Arosa, Galicia, Spain. *Zoologische Verhandelingen* (Leiden) 95: 1-121.
- Calado, G. 2001. *Historia natural de los Nudibranchios del género Calma Alder & Hancock, 1855 (Gastropoda: Opisthobranchia)*. Tesis doctoral. Universidad de Santiago de Compostela. Santiago de Compostela, Spain: 157 pp. (Unpublished.)
- Calado, G. 2002. New records for the Azorean opisthobranch fauna (Mollusca: Gastropoda). *Arquipélago* (Life and Marine Sciences) 19 A: 105-108.

- Calado, G., M. A. E. Malaquias, C. Gavaia, J. L. Cervera, C. Megina, B. Dayrat, Y. Camacho, M. Pola and C. Grande. 2003. New data on opisthobranchs (Mollusca: Gastropoda) from the southwestern coast of Portugal. *Boletín. Instituto Español de Oceanografía* 19 (1-4): 199-204.
- Calado, G. and V. Urgorri. 1999. Additions and new data on Portuguese Opisthobranchs. *Bollettino Malacologico* 35 (5-8): 97-102.
- Calado, G. and V. Urgorri. 2001. Feedings habits of *Calma glaucooides* (Alder and Hancock, 1854): its adaptative structures and behaviour. *Bollettino Malacologico* 37 (5-8): 177-180.
- Calado, G. and V. Urgorri. 2002. A new species of *Calma* Alder and Hancock, 1855 (Gastropoda: Nudibranchia) with a review of the genus. *Journal of Molluscan Studies* 68: 311-317.
- Calado, G., V. Urgorri, R. Gaspar and F. J. Cristobo. 1999. Catálogo de los moluscos opistobranquios bentónicos de las costas de Setúbal-Espichel (Portugal). *Nova Acta Científica Compostelana* (Biología) 9: 285-294.
- Calvário, J. R. O. 1986. *Contribuição para o estudo ecológico do sistema lagunar "Ria Formosa"*. Trabalho de síntese apresentado no âmbito da prestação de provas de capacidade e aptidão científico-pedagógicas. Universidade do Algarbe. Faro, Portugal: 204 pp.
- Calvário, J. R. O. 1995. *Estrutura e dinâmica das comunidades macrobênticas da Ria Formosa*. Dissertação apresentada á Universidade do Algarve para obtenção do grau de Doutor em Ciências Biológicas na especialidade de Ecologia Marinha: 377 pp.
- Cantraine, F. J. 1835. Diagnoses ou descriptions succinctes de quelques espèces nouvelles de mollusques. *Bulletin de l'Academie Royale des Sciences de Bruxelles* 2 (11): 380-411.
- Carballo, J. L., S. Naranjo and J. C. García-Gómez. 1997. Where does the Mediterranean Sea begin? Zoogeographical affinities of the littoral sponges of the Strait of Gibraltar. *Journal of Biogeography* 24: 223-232.
- Carus, J. V. 1889-1893. *Prodomus Faunae Mediterraneae. Sive descriptio animalium maris mediterranei incolarum*. Schweizerbartsche Stuttgart. (Quoted by Ros, 1976a.)
- Cattaneo-Viatti, R. 1986. On Pleurobranchomorpha from Italian seas (Mollusca: Opisthobranchia). *The Veliger* 28 (3): 302-309.
- Cattaneo-Viatti, R. and M. Sordi. 1988. On a new species of the family Triophidae (Gastropoda: Nudibranchia) from the Mediterranean Sea. *Basteria* 52 (1-3): 49-59.
- Cervera, J. L. 1988. *Notaspideos, ascoglossos y nudibranchios (Mollusca: Opisthobranchia) de Andalucía occidental con algunas referencias del litoral del estrecho de Gibraltar. Estudio faunístico y sistemático*. Tesis doctoral. Universidad de Sevilla. Sevilla, Spain: 312 pp. (Unpublished.)
- Cervera, J. L. and J. C. García. 1986. Moluscos opistobranquios del litoral occidental andaluz: nuevas aportaciones faunísticas. *Iberus* 6 (2): 201-207.
- Cervera, J. L. and J. C. García-Gómez. 1988. Estudio anatómico de *Pleurobranchea meckelii* Blainville, 1825 (Mollusca: Opisthobranchia: Notaspidea). *Arquivos do Museu Bocage* (nova serie) 1 (6): 71-90.
- Cervera, J. L. and J. C. García-Gómez. 1989a [1988]. Dos nuevas especies de *Trapania* Pruvot-Fol, 1931 (Gastropoda: Nudibranchia) del sur de España. *Bollettino Malacologico* 24: 189-204.
- Cervera, J. L. and J. C. García-Gómez. 1989b. A new species of the genus *Thordisa* (Mollusca: Nudibranchia) from the southwestern Iberian Peninsula. *The Veliger* 32 (4): 382-389.
- Cervera, J. L. and García-Gómez, J. C. 1989c [1988]. Redescrpción de *Trapania maculata* Haelfinger, 1960 (Gastropoda: Nudibranchia). *Bollettino Malacologico* 24: 161-172.
- Cervera, J. L., J. C. García-Gómez and F. J. García. 1985. Redescription of *Geitodoris planata* (Alder and Hancock, 1846) (Gastropoda: Nudibranchia). *Journal of Molluscan Studies* 51: 198-204.
- Cervera, J. L., J. C. García-Gómez and F. J. García. 1986. II genere *Jorunna* Bergh, 1876 (Mollusca: Gastropoda: Nudibranchia) nel litorale iberico. *Lavori della Società Italiana di Malacologia* 22: 111-131.
- Cervera, J. L., J. C. García-Gómez and F. J. García. 1987 [1986]. Una nueva especie de *Piseinotecus* Marcus, 1955 (Gastropoda: Nudibranchia) del litoral ibérico. *Bollettino Malacologico* 22 (9-12): 215-222.
- Cervera, J. L., J. C. García-Gómez and F. J. García. 1991. The Genus *Runcina* Forbes and Hanley, 1851 (Opisthobranchia: Cephalaspidea) in the Strait of Gibraltar with the description of a new species from the bay of Algeciras. *Journal of Molluscan Studies* 57: 199-208.
- Cervera, J. L., J. C. García-Gómez and P. J. López-González. 1992. A New Aeolid (Gastropoda: Nudibranchia) from the Atlantic Coasts of the Southern Iberian Peninsula. *The Veliger* 35 (4): 330-337.
- Cervera, J. L., J. C. García-Gómez, A. A. Luque and J. Ortea. 1986. *Baptodoris perzi* Llera y Ortea, 1982, una nueva especie de doridáceo (Gastropoda: Opisthobranchia) para la fauna mediterránea e ibérica. *Iberus* 6 (2): 185-188.
- Cervera, J. L., J. C. García-Gómez and C. Megina. 2000. A new species of *Trapania* Pruvot-Fol, 1931 from the bay of Cadiz with remarks on other *Trapania* species (Nudibranchia: Goniodorididae). *Ophelia* 52 (1): 17-24.
- Cervera, J. L., J. C. García-Gómez and J. Ortea. 1989. On two rare chromodorid nudibranchs (Opisthobranchia: Chromodorididae) from the Eastern Atlantic, with the description of a new species of *Glossodoris*. *Journal of Molluscan Studies* 55: 445-453.
- Cervera, J. L., J. C. García-Gómez and J. Ortea. 1991 [1988]. Una nueva especie del género *Hermaea* (Gastropoda: Opisthobranchia: Sacoglossa) y redescrpción de dos raros Sacoglossos de la malacofauna europea. *Iberus* 8 (2): 215-224.
- Cervera, J. L., T. M. Gosliner, J. C. García-Gómez and J. Ortea. 2000. A new species of *Berthella* Blainville, 1824 (Opisthobranchia: Notaspidea) from the Canary Islands (Eastern Atlantic ocean) with a re-examination of the phylogenetic relationship of the Notaspidea. *Journal of Molluscan Studies* 66: 301-311.

- Cervera, J. L. and P. J. López-González. 1996. New records of two uncommon sacoglossans (Gastropoda: Opisthobranchia) from the coasts of the Iberian Peninsula. *The Veliger* 39 (1): 93-95.
- Cervera, J. L., P. J. López-González and J. C. García-Gómez. 1991. Taxonomic and geographical range data on two rare species of *Okenia* (Gastropoda: Nudibranchia: Doridacea) from the Eastern Atlantic. *The Veliger* 34 (1): 56-66.
- Cervera, J. L., P. J. López-González and J. C. García-Gómez. 1998. Redescription of the aeolid nudibranch *Flabellina ischitana* Hirano and Thompson, 1990 (Gastropoda: Opisthobranchia). *The Veliger* 41 (3): 289-293.
- Cervera, J. L., J. Templado, J. C. García-Gómez, M. Ballesteros, J. Ortea, F. J. García, J. Ros and A. A. Luque. 1988. Catálogo actualizado y comentado de los Opisthobranchios (Mollusca, Gastropoda) de la Península Ibérica, Baleares y Canarias, con algunas referencias a Ceuta y la Isla de Alborán. *Iberus*, suplemento 1: 1-84.
- Chan, J. M. (In press). Phylogeny of *Thordisa*. *Proceedings of the Western Australian Museum*.
- Chan, J. M. and T. M. Gosliner. (In press). Preliminary phylogeny of the genus *Thordisa*, with five new species descriptions. *The Veliger*.
- Chia, M. de. 1911-1913. Aplec de notices sobre els moluscs de Catalunya; catàleg provisional dels mateixos. *Boletín del Instituto catalán de Historia Natural*, 2.ª época, 11: 12-141; 12: 11-191; 13: 109-111; 14: 58-78. (Quoted by Ros, 1976a.)
- Ciccone, G. and S. Savona. 1982. II Genere *Ringicula* Deshayes, 1838 nel Mediterraneo. *Bollettino Malacologico* 18 (1-4): 17-34.
- CLEMAM. Unitas Malacologica Check List of European Marine Mollusca. Internet site (current URL <http://www.somali.asso.fr/clemam/index.clemam.html>, last searched December 2004).
- Costello, M., L., C. Embrow and R. White (eds.). 2001. *European Register of Marine Species. A check-list of marine species in Europe and bibliography of guides to their identification*. (Patrimoines Naturels) 50. Museum National d'Histoire Naturelle. Paris: 463 pp.
- Crosby, T. K. and A. Carpenter. 1986. Atyidae de Haan, (1849) (Crustacea: Decapoda) and Atyidae Thiele, 1926 (Mollusca, Gastropoda): proposal to remove de homonymy. *Z.N.* (5) 2357. *Bulletin of Zoological Nomenclature* 43 (1): 84-88.
- Dall, W. H. 1889. Reports on the results of dredging, under the supervision of Alexander Agassiz, in the Gulf of Mexico (1877-78) and in the Caribbean Sea (1879-80), by the U. S. coast survey steamer *Blake*, Lieut.-Commander C. D. Sigsbee, U. S. N. and Commander J. R. Bartlett, U. S. N. commanding. XXIX. Report on the Mollusca. Part 2. Gastropoda and Scaphopoda. *Bulletin of the Museum of Comparative Zoology* 18: 1-492; pls. 10-40.
- Dautzenberg, P. 1889. Révision des mollusques marins des Açores. Contribution à la faune malacologique des Iles Açores. Résultats des dragages effectués par le yacht l'Hirondelle pendant sa campagne scientifique de 1887. *Résultats des campagnes scientifiques, accomplies sur son yacht par Albert Ier Prince Souverain de Monaco* (1): 1-112; pls. I-IV.
- Dautzenberg, P. and H. Fischer. 1896. Campagnes scientifiques de S. A. le Prince Albert I^{er} de Monaco. Dragages effectués par l'Hirondelle et par la Princesse-Alice, 1888-1895. *Mémoires de la Société Zoologique de France* IX: 395-498; pls. XV-XXII.
- Dautzenberg, P. and H. Fischer. 1897. Campagnes scientifiques de S. A. le Prince Albert I^{er} de Monaco. Dragages effectués par l'Hirondelle et par la Princesse-Alice, 1888-1896. *Mémoires de la Société Zoologique de France* X: 139-234; pls. III-VII.
- Dayrat, B. and T. M. Gosliner. (In press). Species names and metaphyly: a case study in Discodorididae (Mollusca, Gastropoda, Nudibranchia, Doridina). *Zoologica Scripta* 34 (2).
- Dayrat, B. and S. Tillier. 2002. Evolutionary relationships of euthyneuran gastropods (Mollusca): a cladistic re-evaluation of morphological characters. *Zoological Journal of the Linnean Society* 135: 403-470.
- Dekker, R. 1986. On a small collection of opisthobranch mollusc from Minorca (Balearic Islands, Spain). *Anales de Biología* 7 (Biología Animal 2): 3-4.
- Dorgan, K. M., A. Valdés and T. M. Gosliner. 2002. Phylogenetic systematics of the genus *Platydoris* (Mollusca, Doridoidea) with descriptions of six new species. *Zoologica Scripta* 31: 271-319.
- Drouët, H. 1858. Mollusques marins des îles Açores. *Mémoires de la Société d'Agriculture du Département de l'Aube* 22: 1-53.
- Duffus, J. H. and C. S. Johnston. 1969. Marine mollusca from Canary Island of Lanzarote. *Journal of Conchology* 27 (1): 27-46.
- Eales, N. B. 1957. Revision of the species of *Aplysia* of the Muséum National d'Histoire Naturelle (Malacologie), Paris. *Bulletin du Muséum National d'Histoire Naturelle* (Paris) 2^e série, 29 (3): 246-255.
- Ebel, R., A. Marín and P. Proskoch. 1999. Organ-specific distribution of dietary alkaloids in the marine opisthobranch *Tylodina perversa*. *Biochemical Systematics and Ecology* 27: 769-777.
- Edmunds, M. 1964. Eolid Mollusca from Jamaica, with the description of two new genera and three new species. *Bulletin of Marine Science of the Gulf and Caribbean* 14 (1): 1-32.
- Edmunds, M. and H. Just. 1983. Eolid nudibranchiate mollusca from Barbados. *Journal of Molluscan Studies* 49 (3): 185-203.
- Edmunds, M. and A. Kress. 1969. On the European species of *Eubrancheus* (Mollusca: Opisthobranchia). *Journal of the Marine Biological Association of the United Kingdom* 49: 879-912.
- Edmunds, M. and T. E. Thompson. 1972. Opisthobranchiate Mollusca from Tanzania. IV. Pleurobranchomorpha, Dendronotoidea and Arminoidea. *Proceedings of the Malacological Society of London* 40: 219-234.
- Fahey, S. J. and T. M. Gosliner. 2003. Mistaken identities: on the Discodorididae genera *Hoplodoris* Bergh, 1880 and *Carminodoris* Bergh, 1889 (Opisthobranchia, Nudibranchia). *Proceedings of the California Academy of Sciences* 54 (10): 169-208.

- Fahey, S. J. and T. M. Gosliner. 2004. A phylogenetic analysis of the Aegiridae Fischer, 1883 (Mollusca, Nudibranchia, Phanerobranchia) with descriptions of eight new species and a reassessment of phanerobranch relationships. *Proceedings of the California Academy of Sciences* 55 (34): 613-689.
- Fechter, R. 1979. Gastropoden aus der Iberischen Tiefsee. *Meteor Forschungs-Ergebnisse (D)* 30: 23-40.
- Fernández-Ovies, C. L. 1979. *Puestas, desarrollo y larvas de algunos opistobranquios*. Tesis de licenciatura. Universidad de Oviedo, Oviedo, Spain: 133 pp. (Unpublished.)
- Fernández-Ovies, C. L. 1981. Contribución a la clasificación morfológica de las puestas de los opistobranquios (Mollusca: Gastropoda). *Boletín de Ciencias de la Naturaleza del Instituto de Estudios Asturianos* 28: 3-12.
- Fernández-Ovies, C. L. 1983. Notas sobre la anatomía e histología de un ejemplar de *Runcina ferruginea* Kress, 1977 (Opisthobranchia: Runcinacea) recolectado en Asturias. *Boletín de Ciencias de la Naturaleza del Instituto de Estudios Asturianos* 31: 153-168.
- Fernández-Ovies, C. L. and J. Ortea. 1981. Contribución al conocimiento de las masas de huevos de los opistobranquios (Molusca: Gastropoda). 1. El género *Doto* Oken, 1815 en el Norte y Noroeste de España. *Revista de la Facultad de Ciencias de la Universidad de Oviedo (Serie Biología)* 22: 41-51.
- Fernández-Ovies, C. L. and J. Ortea. 1986. Descripción de una nueva especie de *Bosellia* Trinchese, 1890 (Mollusca: Opisthobranchia: Ascoglosa) de las Islas Canarias. *Iberus* 6 (1): 101-106.
- Fernández-Ovies, C. L., J. Ortea and J. M. Pérez. 1984. Nuevos datos anatómicos y biológicos de *Ercolania lozanoi* Ortea, 1981 (Opisthobranchia: Ascoglossa). *Cuadernos del Crinas* 6: 39-44.
- Ferreira, P. J. S. 1966. *Moluscos da "Ria de Faro-Olhão"*. Relatório final de estágio de investigação. Instituto de Biologia Marítima: 151 pp. (Unpublished.)
- Fez, S. de. 1974. *Ascoglossos y Nudibranchios de España y Portugal*. CSIC. Valencia, Spain: 325 pp.
- Fischer, M. A. and J. L. Cervera. (In press). *Baptodoris peruviana* (D'Orbigny, 1837) com. nov., an alternative taxonomic placement for *Doris peruviana* (Gastropoda: Nudibranchia: Doridoidea). *Journal of Conchology* 38 (5).
- Flor, G., E. M. Llera, J. Martínez and J. Ortea. 1981. Contribución al estudio de la playa de San Lorenzo (Gijón). *Cuadernos del Crinas* 1: 1-47.
- Flor, G., E. M. Llera and J. Ortea. 1982. Los carbonatos biogénicos de los sedimentos de las playas arenosas de Asturias y Cantabria: su origen y significado dinámico. *Cuadernos del Crinas* 2: 1-77.
- Fonseca, L. C., J. Guerreiro and J. Gil. 1995. Note on the macrozoobenthos of the upper level sediments of Porto Santo Island (Madeira, Portugal). *Boletim do Museu Municipal do Funchal*, suplemento 4: 233-252.
- Fontana, A., C. Ávila, E. Martínez, J. Ortea, E. Trivellone and G. Cimino. 1993. Defensive allomones in three species of *Hypselodoris* (Gastropoda: Nudibranchia) from the Cantabrian sea. *Journal of Chemical Ecology* 19 (2): 339-356.
- Fontes, J., F. Tempera and P. Wirtz. 2001. On some interesting opisthobranchs (Mollusca, Gastropoda) from the Azores. *Arquipélago (Life and Marine Sciences)* 18 A: 85-87.
- Forbes, E. and J. Goodsir. 1839. Notice of reserches in Orkney and Shetland during the month of June 1839. *Atenaenum* 618 (August): 647. (Quoted by Thompson and Brown, 1984.)
- Gamito, S. 1994. *The benthic ecology of some Ria Formosa lagoons, with reference for the potencial for production of the gilt-head seabream (Sparus aurata L.)*. Dissertação apresentada á Universidade do Algarve para obtenção do grau de Doutor em Ciências Biológicas, especialidade de Ecologia: 211 pp. (Unpublished.)
- García, F. J. 1987. *Estudio anatómico de tres especies de moluscos nudibranchios*. Tesis doctoral. Universidad de Sevilla. Sevilla, Spain: 269 pp. (Unpublished.)
- García, F. J. and J. C. García-Gómez. 1985. Anatomía funcional de la musculatura del aparato bucal de *Godiva banyulensis* (Gastropoda: Opisthobranchia: Aeolidacea). *Journal of Molluscan Studies* 51: 157-168.
- García, F. J. and J. C. García-Gómez. 1988. Estudio anatómico del sistema nervioso de *Armina maculata* Rafinesque, 1814 (Gastropoda: Opisthobranchia: Arminacea). *Iberus* 8 (1): 75-87.
- García, F. J. and J. C. García-Gómez. 1989 [1988]. El complejo penial de *Platydoris argo* (Gastropoda: Nudibranchia): reseñas anatómicas. *Bollettino Malacologico* 24 (9-12): 223-230.
- García, F. J. and J. C. García-Gómez. 1990a. The anatomy of the circulatory system in the arminid nudibranch *Armina maculata* Rafinesque, 1814 (Gastropoda: Opisthobranchia). *Acta Zoológica* 71 (1): 33-35.
- García, F. J. and J. C. García-Gómez. 1990b. Anatomy of the circulatory system of the nudibranch *Platydoris argo* (Linné, 1767) with comparisons among Doridacea (Gastropoda: Opisthobranchia). *The Veliger* 33 (2): 166-173.
- García, F. J. and J. C. García-Gómez. 1990c. The functional anatomy of the feeding apparatus of the Nudibranch Gastropod *Armina maculata* Rafinesque, 1814, with a comparison with some other Opisthobranchs. *Journal of Molluscan Studies* 56: 83-95.
- García, F. J., J. C. García-Gómez and J. L. Cervera. 1986a. Estudio morfológico de las espículas de *Doriopsilla areolata* (Gastropoda: Nudibranchia). *Malacologia* 27 (1): 83-96.
- García, F. J., J. C. García-Gómez and J. L. Cervera. 1986b. Ridescrizione di *Aldisa banyulensis* Pruvot-Fol, 1951 (Mollusca: Gastropoda: Nudibranchia). *Lavori della Società Italiana di Malacologia* 22: 97-110.
- García, F. J., J. C. García-Gómez and J. L. Cervera. 1988. Estudio anatómico del sistema nervioso de *Platydoris argo* (Linneo, 1767) (Gastropoda, Opisthobranchia, Doridacea). *Malacologia* 29: 383-404.
- García, F. J., J. C. García-Gómez and C. M. López de la Cuadra. 1990. *Runcina macrodenticulata* n. sp., a new Gastropoda Opisthobranchia of the Strait of Gibraltar. *Bulletin du Museum National d'Histoire Naturelle (Paris)* 4^e sèr, 12, section A, 1: 3-7.

- García, F. J., J. C. García-Gómez and M. D. Médel-Soteras. 1988. Anatomía del aparato bucal del molusco nudibranquio *Platydoris argo* (Linneo, 1767). *Iberus* 8 (1): 59-73.
- García, F. J., P. J. López González and J. C. García-Gómez. 1991. A new species of *Tergipedidae* (Nudibranchia: Aeolidoidea) from the Atlantic coast of southern Spain. *Journal of Molluscan Studies* 57: 217-222.
- García, F. J., A. Pérez Hurtado and J. C. García-Gómez. 1991. *Haminoea templadoi*, a new species of cephalaspidean opisthobranchs from the Atlantic Iberian coast. *Journal of Molluscan Studies* 57: 395-399.
- García, F. J., V. Urgorri and P. J. López González. 1990. Redescrpción de *Corambe testudinaria* Fischer, 1889 (Gastropoda: Nudibranchia). *Bollettino Malacologico* 26 (5-9): 113-124.
- García, J. C. 1982. Contribución al conocimiento de los opistobranquios del litoral andaluz. *Actas II Simposio Ibérico de Estudios del Bentos Marino* III: 235-241.
- García, J. C. 1983. Moluscos Opistobranquios del Estrecho de Gibraltar y Bahía de Algeciras. *Iberus* 3: 41-46.
- García, J. C. 1984a. *Bulomorfos, ascoglosos y nudibranchios (Mollusca: Opisthobranchia) del Estrecho de Gibraltar con algunas referencias al litoral onubense. Estudio morfoanatómico, faunístico y zoogeográfico*. Tesis doctoral. Universidad de Sevilla. Sevilla, Spain: 343 pp.; 133 pls. (Unpublished.)
- García, J. C. 1984b. A new species of *Flabellina* (Gastropoda: Nudibranchia) from the Gibraltar Strait. *Vie et Milieu* 34 (1): 61-64.
- García, J. C. 1985. A new species of *Roboastra* (Gastropoda: Nudibranchia) from the Gibraltar Strait (Southern Spain). *Journal of Molluscan Studies* 51: 169-176.
- García, J. C. 1986a. El género *Flabellina* Voigt, 1879 (Gastropoda: Nudibranchia) en el litoral ibérico. *Bollettino Malacologico* 22 (1-4): 37-48.
- García, J. C. 1986b. El género *Rostanga* en el litoral ibérico. *Boletín del Instituto Español de Oceanografía* 3 (3): 77-80.
- García, J. C. and A. Bobo. 1984. Una nueva especie de *Polycera* Cuvier (Mollusca: Nudibranchia) del litoral ibérico. *Cahiers de Biologie Marine* 25: 361-373.
- García, J. C. and A. Bobo. 1986. Un nuevo doridáceo para el litoral ibérico: *Polycerella emertoni* Verrill (1880) 1881 (Gastropoda: Nudibranchia). *Bollettino Malacologico* 22 (1-4): 49-56.
- García, J. C. and J. L. Cervera. 1985. Revisión de *Spurilla neapolitana* (delle Chiaje, 1823) (Mollusca: Nudibranchiata). *Journal of Molluscan Studies* 51: 138-156.
- García, J. C., C. M. López, A. A. Luque and J. L. Cervera. 1986. Descripción comparativa de *Runcina aurata* n. sp. y *R. coronata* (Quatrefages, 1844) (Gastropoda: Opisthobranchia). *Cahiers de Biologie Marine* 27: 457-468.
- García-Gómez, J. C. 1987. Adiciones a la fauna de Opistobranquios del Estrecho de Gibraltar (sur de España), I. *Iberus* 7 (2): 197-209.
- García-Gómez, J. C. 2002. *Paradigmas de una fauna insólita. Los moluscos opistobranquios del estrecho de Gibraltar* (Serie Ciencias) 20: 397 pp. Instituto de Estudios Gibraltareños. Algeciras, Cádiz, Spain.
- García-Gómez, J. C. and J. L. Cervera. 1989a. A new aeolid of the genus *Flabellina* (Nudibranchia) from the Strait of Gibraltar. *Journal of Molluscan Studies* 55: 411-417.
- García-Gómez, J. C. and J. L. Cervera. 1989b. A new species and genus of aeolid nudibranch (Mollusca, Gastropoda) from the Iberian coasts. *Bulletin du Museum National d'Histoire Naturelle* (Paris) 4^e série, 11, section A, 4: 733-741.
- García-Gómez, J. C., J. L. Cervera and F. J. García. 1990. Description of *Eubranchus linensis* new species (Nudibranchia), with remarks on dially in nudibranchs. *Journal of Molluscan Studies* 56: 585-593.
- García-Gómez, J. C., J. L. Cervera., F. J. García, S. F. García-Martín, A. Medina and L. P. Burnay. 1991. Resultados de la campaña internacional de biología marina "Algarve 88": moluscos opistobranquios. *Bollettino Malacologico* 27 (5-9): 125-138.
- García-Gómez, J. C., J. L. Cervera, F. J. García and C. M. López de la Cuadra. 1989. Resultados de la Campaña Internacional de Biología Marina "Ceuta-86": Moluscos Opistobranquios. *Bollettino Malacologico* 25: 223-232.
- García-Gómez, J. C., J. L. Cervera and S. F. García-Martín. 1993. A new species of dorid nudibranch of the genus *Taringa* Marcus, 1955 (Mollusca: Opisthobranchia) from the southern Iberian Peninsula, with remarks on world species of the genus. *Journal of Natural History* 27: 565-574.
- García-Gómez, J. C., G. Cimino and A. Medina. 1990. Studies on the defensive behaviour of *Hypselodoris* species (Gastropoda: Nudibranchia) ultrastructure and chemical analysis of mantle dermal formations (MDFs). *Marine Biology* 196: 245-550.
- García-Gómez, J. C. and F. J. García. 1984a. Estudio anatómico y algunas reseñas ecológicas de *Godiva banyulensis* (Portmann y Sandmeier) (Gastropoda: Nudibranchiata). *Cahiers de Biologie Marine* 25: 49-65.
- García-Gómez, J. C. and F. J. García. 1984b. Sobre la presencia de *Chelidonura africana* Pruvot-Fol (Mollusca: Opisthobranchia) en el litoral ibérico. *Bollettino Malacologico* 20 (1-4): 77-82.
- García-Gómez, J. C., C. M. López de la Cuadra and M. B. Balbuena Marcilla. 1989 [1988]. Adiciones al conocimiento de *Doto furva* García-Gómez y Ortea, 1983 (Gastropoda: Nudibranchia: Dendronotacea). *Bollettino Malacologico* 24 (9-12): 173-178.
- García-Gómez, J. C., P. J. López-González and F. J. García. 1990. *Lomanotus barlettae*, a new species of nudibranch mollusk from the Iberan littoral, with remarks on world species of the genus. *Canadian Journal of Zoology* 68: 2299-2305.
- García-Gómez, J. C., A. Medina and R. Coveñas. 1991. Study of anatomy and histology of the mantle dermal formations (MDFs) of *Chromodoris* and *Hypselodoris* (Opisthobranchia: Chromodorididae). *Malacologia* 32 (2): 233-240.
- García-Gómez, J. C. and J. Ortea. 1983. Una nueva especie de *Doto* Oken, 1815 (Mollusca: Nudibranchiata) del Estrecho de Gibraltar. *Bollettino Malacologico* 19 (9-12): 207-212.

- García-Gómez, J. C. and J. Ortea. 1988. Una nueva especie de *Tambja* Burn, 1962 (Mollusca: Nudibranchia). *Bulletin du Museum National d'Histoire Naturelle* (Paris) 4^e série, 10, section A, 2: 301-307.
- García-Gómez, J. C. and T. E. Thompson. 1990. North atlantic spurillid nudibranchs, with a description of a new species, *Spurilla columbina* from the Andalusian coast of Spain. *Journal of Molluscan Studies* 56: 323-331.
- García Raso, J. E., A. A. Luque, J. Templado, C. Salas, E. Hergueta, D. Moreno and M. Calvo. 1992. *Fauna y flora marinas del Parque Natural de Cabo de Gata-Níjar*. Madrid: 288 pp.
- García-Talavera, F. 1983. *Los moluscos gasterópodos anfitalánticos. Estudio paleo y biogeográfico de las especies bentónicas litorales*. (Colección Monografías) 10: 352 pp. Universidad de La Laguna. Santa Cruz de Tenerife, Spain.
- Garovoy, J. B., A. Valdés and T. M. Gosliner. 2001. Phylogeny of the genus *Rostanga* (Nudibranchia), with description of three new species from South Africa. *Journal of Molluscan Studies* 67: 131-144.
- Gascoigne, T. 1985. A provisional classification of families of order Ascoglossa (Gastropoda: Nudibranchiata). *Journal of Molluscan Studies* 51: 8-22.
- Gascoigne, T. and M. Sordi. 1980. A redescription of *Placida viridis* (Trinchese, 1873) (Gastropoda: Ascoglossa). *Journal of Conchology* 30: 167-179.
- Gasull, L. and J. Cuerda. 1974. Malacología del contenido gástrico de las grandes estrellas de mar. *Boletín de la Sociedad de Historia Natural de Baleares* 19: 153-175.
- Gavagnin, M., N. Ungur, E. Mollo, J. Templado and G. Cimino. 2002. Structure and Synthesis of a progesterone homologue from the skin of the dorid nudibranch *Aldisa smaragdina*. *European Journal of Organic Chemistry* 2002: 1500-1504.
- Gavaia, C., M. A. E. Malaquias, G. Calado and V. Urgorri. 2003. New records of Portuguese opisthobranch molluscs. *Journal of Conchology* 38 (2): 101-118.
- Giménez Casaldueiro, M. F. 1997. *Relaciones y estrategias tróficas de los Opisthobranchios: aposematismo, defensa química y retención de cloroplastos*. Tesis doctoral. Universidad de Murcia. Murcia, Spain: 233 pp. (Unpublished.)
- Giménez Casaldueiro, M. F. 1999. Estudio comparativo en diferentes poblaciones de *Elysia timida* Risso, 1818 (Gastropoda, Opisthobranchia, Sacoglossa) en mar abierto y ambiente lagunar. *Iberus* 17 (1): 137-146.
- Giribet, G. and A. Peñas. 1997. Fauna malacológica del litoral del Garraf (NE de la Península Ibérica). *Iberus* 15 (1): 41-93.
- Gosliner, T. M. 1979. The systematics of the Aeolidacea (Nudibranchia: Mollusca) of the Hawaii Islands, with descriptions of two species. *Pacific Science* 33 (1): 37-77.
- Gosliner, T. M. 1980. Systematics and phylogeny of Aglajidae (Opisthobranchia: Mollusca). *Zoological Journal of the Linnean Society* 68 (4): 325-360.
- Gosliner, T. M. 1981. The south African Janolidae (Mollusca, Nudibranchia) with the description of a new genus and two new species. *Annals of South African Museum* 86 (1): 1-42.
- Gosliner, T. M. 1987. *Nudibranchs of Southern Africa. A guide to Opisthobranchs Molluscs of Southern Africa*. Sea Challengers and Jeff Hamann. Monterey, California, EE UU: 136 pp.
- Gosliner, T. M. 1990. Opisthobranch mollusks from the Azores Islands. I. Runcinidae and Chromodorididae. *Açoreana*, supplement: 135-166.
- Gosliner, T. M. 1994a. New records of Flabellinidae (Opisthobranchia: Aeolidacea) from the Tropical Americas, with description of two new species. *Proceedings of the California Academy of Sciences* 48 (9): 171-183.
- Gosliner, T. M. 1994b. *Opisthobranchia*. In: *Microscopic Anatomy of Invertebrates. Mollusca*. F. Harrison and A. Kohn (eds.) 5 (1): 253-355. Wiley-Lyss. New York.
- Gosliner, T. M. 1995. The genus *Thuridilla* (Opisthobranchia: Elysiidae) from tropical Indo-West Pacific, with a revision of the phylogeny and systematics of the Elysiidae. *Proceedings of the California Academy of Sciences* 49 (1): 1-54.
- Gosliner, T. M. and D. W. Behrens. 1988. A review of the generic divisions within the Phyllidiidae with the description of a new species of *Phyllidiopsis* (Nudibranchia: Phyllidiidae) from the Pacific coast of North America. *The Veliger* 30 (3): 305-314.
- Gosliner, T. M. and D. W. Behrens. 1998. Two new discodorid nudibranchs from western Pacific with a redescription of *Doris luteola* Kelaart, 1858. *Proceedings of the California Academy of Sciences* 50 (11): 279-273.
- Gosliner, T. M. and R. J. Griffiths. 1981. Description and revision of some South African aeolidacean Nudibranchia (Mollusca: Gastropoda). *Annals of South African Museum* 84 (2): 105-150.
- Gosliner, T. M. and R. F. Johnson. 1999. Phylogeny of *Hypselodoris* (Nudibranchia: Chromodorididae) with a review of the monophyletic clade of Indo-Pacific species, including descriptions of twelve new species. *Zoological Journal of the Linnean Society* 125: 1-144.
- Gosliner, T. M. and A. M. Kuzirian. 1990. Two new species of Flabellinidae (Opisthobranchia: Aeolidacea) from Baja California. *Proceedings of the California Academy of Sciences* 47 (1): 1-15.
- Grande, C. 2004. *Sistematica molecular de los Euthyneura (Mollusca: Gastropoda)*. Tesis doctoral. Universidad Autónoma de Madrid. Madrid: 169 pp. (Unpublished.)
- Grande, C., J. Templado, J. L. Cervera and R. Zardoya. 2002. The complete mitochondrial genome of the nudibranch *Roboastra europaea* (Mollusca: Gastropoda) supports the monophyly of opisthobranchs. *Molecular Biology and Evolution* 19 (10): 1672-1685.
- Grande, C., J. Templado, J. L. Cervera and R. Zardoya. 2004a. Molecular phylogeny of Euthyneura (Mollusca: Gastropoda). *Molecular Biology and Evolution* 21 (2): 303-313.
- Grande, C., J. Templado, J. L. Cervera and R. Zardoya. 2004b. Phylogenetic relationships among Opisthobranchia (Mollusca: Gastropoda) based on mitochondrial cox 1 and rrnL genes. *Molecular Phylogenetics and Evolution* 33: 378-388.
- Habe, T. 1961. *Coloured illustrations of the shells of Japan*. Vol. 2. Hoikusha, Osaka, Japan.

- Haszprunar, G. 1985. The Heterobranchia: a new concept of the phylogeny of the higher Gastropoda. *Zeitschrift für Zoologische Systematik und Evolutionsforschung* 23: 15-37.
- Hergueta, E. 1996. *Malacofauna asociada a Mesophyllum lichenoides (Ellis) Lemoine (Corallinaceae, Rodophyta) y a una pradera de Posidonia oceanica (Linnaeus) Delile del litoral almeriense*. Tesis doctoral. Universidad de Málaga. Málaga, Spain: 860 pp. (Unpublished.)
- Hergueta, E. and C. Salas. 1987. Estudio de los moluscos asociados a concreciones de *Mesophyllum lichenoides* (Ellis) Lemoine del Mar de Alborán. *Iberus* 7 (1): 85-97.
- Hernández, F. and S. Jiménez. 1992. Nota sobre los moluscos pelágicos de la isla de El Hierro (Canarias). *Boletín. Instituto Español de Oceanografía* 8 (2): 355-359.
- Hernández, F. and S. Jiménez. 1996a. Nota sobre moluscos pelágicos de la Gomera (Campaña TFMCBM/92). *Revista de la Academia Canaria de Ciencias* 8 (2, 3 and 4): 161-171.
- Hernández, F. and S. Jiménez. 1996b. Nota sobre la presencia de *Phylliroe bucephala* (Mollusca, Opisthobranchia, Nudibranchia, Phylliroidea) en aguas de la isla del Hierro (Canarias). *Revista de la Academia Canaria de Ciencias* 8 (2, 3 and 4): 173-181.
- Hernández, F., S. Jiménez and J. C. Silva. 1997a. Zooplankton de Fuerteventura (Canarias). *Revista de la Academia Canaria de Ciencias* 9 (2, 3 and 4): 29-40.
- Hernández, F., S. Jiménez and J. C. Silva. 1997b. Zooplankton de la isla de Hierro (Canarias). *Revista de la Academia Canaria de Ciencias* 10 (4): 125-140.
- Hernández, F., S. Jiménez, C. Stop-Bowitz and P. Ortega. 1991. Preliminary of collected zooplankton at Los Cristianos (SW of Tenerife, Canary Islands, Spain). *Plankton Newsletter* 14: 15-20.
- Hernández, J. and J. Jiménez. 1972. Distribución de los moluscos: Gasterópodos y Pelecípodos marinos de las costas de Galicia. *Cuaderno de Biología* 1: 79-93.
- Hernández, M.^a P., E. Ferrandis and F. Lozano Soldevilla. 1993. Pteropoda Thecosomata y Heteropoda (Mollusca, Gastropoda) en aguas del archipiélago canario. *Boletín. Instituto Español de Oceanografía* 9 (2): 263-283.
- Hidalgo, J. C. 1916. Datos para la fauna española (Moluscos y Braquiópodos). *Boletín de la Real Sociedad Española de Historia Natural* 16: 235-246.
- Hidalgo, J. C. 1917. Fauna malacológica de España, Portugal y las Baleares. *Trabajos del Museo Nacional de Ciencias Naturales. Serie Zoología* (Madrid) 30: 752 pp.
- Huelin, M. F. and J. Ros. 1984. Els molluscs marins de les illes Medes. In: *Els sistemes naturals de les Illes Medes* (Arxiu de la Secció de Ciéncies). J. Ros et al. (eds.) 73: 457-500. IEC. Barcelona, Spain.
- ICZN. 1974. Opinion 1014, *Okenia* Menke, 1830 (Mollusca, Opisthobranchia): placed on the official list of generic names. *Bulletin of Zoological Nomenclature* 31: 13-15.
- ICZN. 1977. Opinion 1079, *Aglaja* Renier (1807), *A. depicta* Renier (1807) and *A. tricolorata* Renier (1807) (Mollusca: Gastropoda) rendered available under the plenary powers. *Bulletin of Zoological Nomenclature* 34: 6-9.
- ICZN. 1999. *International Code of Zoological Nomenclature*. 4th ed. International Trust for Zoological Nomenclature. London: 156 pp.
- Jensen, K. R. 1992a. Anatomy of some Indo-Pacific Elysiidae (Opisthobranchia: Sacoglossa (= Ascoglossa), with a discussion of the generic division and phylogeny. *Journal of Molluscan Studies* 58: 257-296.
- Jensen, K. R. 1992b. Review of the usage of synonyms of Sacoglossa Ihering, 1876 and Ascoglossa Bergh, 1876. *Proceedings of the Tenth International Malacological Congress*. Tübingen 1989 (2): 541-544.
- Jensen, K. R. 1995. Anatomy and biology of *Aphysiopsis formosa* Pruvot-Fol (Mollusca, Opisthobranchia, Sacoglossa) from the Azores. *Açoreana* (supplement): 217-230.
- Jensen, K. R. 1996. Phylogenetic systematics and classification of the Sacoglossa (Mollusca, Gastropoda, Opisthobranchia). *Philosophical Transactions of the Royal Society of London* 351 (B): 91-122.
- Jensen, K. R. 1997. *Systematics, phylogeny and evolution of the Sacoglossa (Mollusca, Opisthobranchia)*. Vestjydsks Forlag, Copenhagen, Denmark: 94 pp.
- Just, H. and M. Edmuns. 1985. North atlantic nudibranchs (Mollusca) seen by Henning Lemche. *Ophelia* supplement 2: 1-150.
- Kolb, A. 1998. Morphology, anatomy, and histology of four species of *Armina* Rafinesque 1814 (Nudibranchia, Arminoidea, Arminidae) from the Mediterranean Sea and the Atlantic Ocean. *Journal of Molluscan Studies* 64: 355-386.
- Laborda, A. J. and R. A. Mazé. 1987. Estudio autoecológico comparado de los moluscos de enclaves arenosos de las rías de Vivero y El Barquero (Lugo, NO de España). *Iberus* 7 (1): 67-83.
- Lacaze-Duthiers, H. 1859. Histoire anatomique et physiologique du pleurobranche orangé. *Annales des Sciences Naturelles* (Zoologie) 11: 201-202; pls. 6-12.
- Lastra, M., J. Mora, A. Sánchez and J. S. Troncoso. 1988. Cartografía de los moluscos infralitorales de la Bahía de Santander (Sustratos Blandos). *Iberus* 8 (2): 233-241.
- Leach, W. E. 1852. *A synopsis of the Mollusca of Great Britain*. John van Voorst. London: 376 pp.
- Ledoyer, M. 1967. Aperçu sur la fauna vagile de quelques biotopes de l'archipel de madère. Comparaison avec les biotopes méditerranéens homologues. *Arquivos do Museu Bocage*, 2.^a serie, 1 (19): 415-425.
- Lemche, H. 1948. Northern and Arctic tectibranch gastropods. I. The larval shells. II Revision of the cephalaspid species. *Det Kongelige Danske Videnskabernes Selskab, Biologiske Skrifter* 5 (3): 1-136.
- Linden, J. van der. 1994. *Philine intricata* Monterosato, 1884, an overlooked species from the North-East Atlantic and the Mediterranean Sea (Gastropoda, Opisthobranchia: Philinidae). *Basteria* 58: 41-48.
- Linden, J. van der. 1995. Philinidae dredged by the CANCAP expeditions (Gastropoda, Opisthobranchia). *Basteria* 59: 65-83.
- Llera, E. M. and J. Ortea. 1981. Una nueva especie de *Eubranhus* (Mollusca: Nudibranchiata) del Norte de España. *Bollettino Malacologico* 17 (11-12): 265-270.
- Locard, A. 1897. Mollusques testacés. Vol. 1. In: *Expéditions scientifiques du Travailleur et du Talisman pendant les années 1880, 1881, 1882, 1883*. Masson et Cie Editeurs. Paris: 516 pp.

- Locard, A. 1898. Mollusques testacés. Vol. 2. In: *Expéditions scientifiques du Travailleur et du Talisman pendant les années 1880-1881 et 1883*. Masson et Cie Editeurs. Paris: 515 pp.
- López Belluga, M. D. 2004. *Origen y función de metabolitos activos en esponjas marinas: mecanismos ecológicos implicados*. Tesis doctoral. Universidad de Murcia. Murcia, Spain: 163 pp. (Unpublished.)
- López de la Cuadra, C. M. and J. C. García-Gómez. 1994. Zoogeographical study of the Cheilostomatida from the Straits of Gibraltar. In: *Biology and Paleobiology of Bryozoans*: 107-112. Olsen and Olsen. Copenhagen, Denmark.
- Lozano-Soldevilla, F. and M. P. Hernández. 1991. Preliminary list of zooplankton of the Canary Islands. *Boletim do Museu Municipal do Funchal* 43: 149-158.
- Luque, A. A. 1983. Contribución al conocimiento de los gasterópodos marinos de las costas de Málaga y Granada. I. Opisthobranchios (I). *Iberus* 3: 51-74.
- Luque, A. A. 1986 [1984]. *Contribución al conocimiento de los Moluscos Gasterópodos de las costas de Málaga y Granada*. Tesis doctoral. Universidad Complutense de Madrid. Madrid: 695 pp.
- Luque, A. A. and J. Templado. 1981. Estudio de la tanatocenosis de moluscos de la isla de Sa Torreta (Formentera). *Iberus* 1: 23-32.
- Macedo, M. C. C., M. I. C. Macedo and J. P. Borges. 1999. *Conchas marinhas de Portugal*. Verbo. Lisbon: 516 pp.
- Machado, M. and L. C. Fonseca. 1997. Nota sobre o macrozoobentos de uma instalação de piscicultura semi-intensiva (Olhão, Portugal). In: *IX Congresso de Algarve*. (March 7-9, 1997. Vilamoura, Portugal): 907-919.
- Macnae, W. 1954. On some eolidacean nudibranchiate molluscs from the South African. *Annals of Natal Museum* 13: 1-50.
- Malaquias, M. A. E. 2000. Additions to the knowledge of the opisthobranch molluscs of Selvagens Islands, SE Atlantic, Portugal. *Arquipélago (Life and Marine Sciences)* supplement 2 (A): 89-97.
- Malaquias, M. A. E. 2001. Updated and annotated checklist of the opisthobranch molluscs (excluding Thecosomata and Gymnosomata), from the Azores archipelago (North Atlantic Ocean, Portugal). *Iberus* 19 (1): 37-48.
- Malaquias, M. A. E. 2003. *Contribuição para a sistemática e ecologia do género Haminoea Turton and Kingston, 1830 (Mollusca: Opisthobranchia: Cephalaspidea)*. Tese de Mestrado, Departamento de Zoologia, Faculdade de Ciências e Tecnologia, Universidade de Coimbra. Coimbra, Portugal: 121 pp. (Unpublished.)
- Malaquias, M. A. E. 2004. The opisthobranch molluscs described by the reverend Robert Boog Watson from the Madeira Archipelago (Northeast Atlantic, Portugal). *Journal of Conchology* 38 (3): 231-240.
- Malaquias, M. A. E. and G. Calado. 1997. The Malacological fauna of Salvage Islands. I. Opisthobranch Molluscs. *Boletim do Museu Municipal de Funchal* 49: 149-170.
- Malaquias, M. A. E. and J. L. Cervera. (In press). The genus *Haminoea* (Gastropoda: Cephalaspidea) in Portugal, with a review of the European species. *Journal of Molluscan Studies* 71.
- Malaquias, M. A. E., J. L. Cervera, A. D. Abreu and P. J. López-González. 2001. The Opisthobranch Molluscs from Porto Santo Island (Madeira Archipelago, Northeastern Atlantic Ocean). *Iberus* 19 (1): 75-82.
- Malaquias, M. A. E., S. Condinho, J. L. Cervera and M. Sprung. 2004. Diet and feeding biology of *Haminoea orbygniana* (Férussac, 1828) (Mollusca: Gastropoda: Cephalaspidea). *Journal of the Marine Biological Association of the United Kingdom* 84 (4): 767-772.
- Malaquias, M. A. E., E. Martínez and A. D. Abreu. 2002. Cephalaspidea s. l. (Mollusca: Opisthobranchia) of the Madeira Archipelago and Selvagens Islands, northeast Atlantic, Portugal. *American Malacological Bulletin* 17 (1-2): 65-83.
- Malaquias, M. A. E. and P. M. Morenito. 2000. The Opisthobranchs (Mollusca: Gastropoda) of the Coastal Lagoon "Ria Formosa" in Southern Portugal. *Bollettino Malacologico* 36 (5-8): 117-124.
- Malaquias, M. A. E. and M. Sprung. (In press). Population biology of the cephalaspidean mollusc *Haminoea orbygniana* in a temperate coastal lagoon (Ria Formosa, Portugal). *Estuarine Coastal and Shelf Science* 63 (1-2).
- Maluquer, J. 1904. Contribució a la fauna malacològica de Catalunya, III. Alguns molluscs marins del Masnou. *Boletín del Instituto Catalán de Historia Natural*, 2.^a época 1: 69-74.
- Maluquer, J. 1907. Molluscs marins de Catalunya. *Boletín del Instituto catalán de Historia Natural*, 2.^a época 7: 19-21.
- Maluquer, M. 1906-1909. Molluscs marins de Catalunya. *Trabajos del Museo de Ciencias Naturales de Barcelona* 1906-1907: 14, 27, 42 and 103.
- Maluquer, M. 1912. Contribució a la fauna malacològica de Catalunya. *Boletín del Instituto Catalán de Historia Natural*, 2.^a época 12: p. 50.
- Maluquer, M. 1915. Mollusc de la costa de l'Empordà. *Boletín del Instituto Catalán de Historia Natural*, 2.^a época 15: 87-88.
- Maluquer, M. 1916. Treballs oceanogràfics de la costa de l'Empordà. *Anuari - Junta de Ciències Naturals* (Barcelona): 221-261.
- Marche-Marchad, I. 1958. Nouveau catalogue de la collection de mollusques testacés marins de l'IFAN. *Institut Français d'Afrique Noire* (Catalogues) 14: 64 pp.
- Marcus, Er. 1961. Opisthobranchia from North Carolina. *Journal Elisha Mitchell Scientific Society* 77 (2): 141-151.
- Marcus, Ev. d. B. R. 1970. Opisthobranchs from northern Brazil. *Bulletin of Marine Science* 20 (4): 922-951.
- Marcus, Ev. d. B. R. 1983. The Western Atlantic Tritoniidae. *Boletim de Zoologia da Universidade de São Paulo* 6: 177-214.
- Marcus, Ev. d. B. R. and T. M. Gosliner. 1984. Review of the family Pleurobranchaeidae (Mollusca. Opisthobranchia). *Annals of South African Museum* 93 (1): 1-52.
- Margalef, R. 1958. La sedimentación orgánica y la vida en los fondos fangosos de la Ría de Vigo. *Investigación Pesquera* 11: 67-100.
- Marín, A. 1988. *Moluscos gasterópodos del sudeste español. Faunística, ecología y estudio de la simbiosis con algas*. Tesis doctoral. Universidad de Murcia. Murcia, Spain: 458 pp. (Unpublished.)

- Marín, A., L. A. Álvarez, G. Cimino and A. Spinella. 1999. Chemical defence in cephalaspidean gastropods: origin, anatomical location and ecological roles. *Journal of Molluscan Studies* 65: 121-131.
- Marín, A., M. D. López Belluga, G. Scognamiglio and G. Cimino. 1997. Morphological and chemical camouflage of the Mediterranean nudibranch *Discodoris indecora* on the sponges *Ircina variabilis* and *Ircina fasciculata*. *Journal of Molluscan Studies* 63: 431-439.
- Marín, A. and J. Ros. 1987. Catálogo preliminar de los gasterópodos marinos del sudeste español. *Iberus* 7 (1): 137-145.
- Marín, A. and J. Ros. 1988. Los Sacoglossos (Mollusca, Opisthobranchia) del sudeste Ibérico. Catálogo de las especies y presencia de cloroplastos algales en las mismas. *Iberus* 8 (1): 25-49.
- Marín, A. and J. Ros. 1990. Los Moluscos Gasterópodos del sudeste español: adiciones. *Lavori della Società Italiana di Malacologia* 23: 201-116.
- Marín, A. and J. Ros. 1991. Presence of intracellular zooxanthellae in Mediterranean nudibranchs. *Journal of Molluscan Studies* 57, supplement: 87-101.
- Marín, A. and J. Ros. 1992. Dynamics of a peculiar plant-herbivore relationship: the photosynthetic ascoglossan *Elysia timida* and the chlorophycean *Acetabularia acetabulum*. *Marine Biology* 112: 677-682.
- Marín, A. and J. Ros. 1993. Ultrastructure and ecological aspects of the development of chloroplast retention in Sacoglossan Gastropod *Elysia timida*. *Journal of Molluscan Studies* 59: 95-104.
- Marín, A. and J. Ros. 2004. Chemical defenses in Sacoglossan Opisthobranchs: taxonomic trends and evolutionary implications. *Scientia Marina* 68, supplement 1: 227-241.
- Marques, V. M., C. S. Reis, J. Calvário, J. C. Marques, R. Melo and R. Santos. 1982. Contribuição para o estudo dos povoamentos bentónicos (substrato rochoso) da costa ocidental Portuguesa. Zona intertidal. *Oecologia aquatica* 6: 119-145.
- Martínez, E. 1996. On *Petalifera petalifera* Rang, 1828 (Gastropoda: Opisthobranchia). New anatomical and geographical data. *Journal of Molluscan Studies* 62: 243-250.
- Martínez, E., M. Ballesteros, C. Ávila, L. Dantart and G. Cimino. 1993. La familia Aglajidae (Opisthobranchia: Cephalaspidea) en la Península Ibérica. *Iberus* 11 (1): 15-29.
- Martínez, E., M. A. E. Malaquias and J. L. Cervera. 2002. *Chelidonura africana* Pruvot-Fol, 1953 (Mollusca, Gastropoda): proposed designation of a neotype. *Journal of Conchology* 37 (4): 349-354.
- Martínez, E. and J. Ortea. 1997. *Haminaea elegans* (Gray, 1825) (Opisthobranchia: Cephalaspidea), a truly amphiatlantic species. *The Veliger* 40 (4): 281-291.
- Martínez, E., J. Ortea and J. M. Pérez-Sánchez. 1991. Nota sobre la captura en Canarias de *Aplysia juliana* Quoy and Gaimard, 1832 (Opisthobranchia: Aplysiomorpha). Estudio comparado con animales de Cuba. *Vieraea* 20: 27-32.
- Martínez, E., G. Rodríguez and M. J. Rodríguez. 1993. Moluscos testáceos recolectados durante la campaña oceanográfica CAP-89 en aguas profundas de Asturias (N de España). *Iberus* 11 (2): 67-73.
- Martínez, E., G. Rodríguez, M. J. Rodríguez and A. Valdés. 1990. Contribución al conocimiento de los opisthobranchios del norte y noroeste de España. *Boletín de Ciencias de la Naturaleza del Instituto de Estudios Asturianos* 40: 89-101.
- Martínez Cueto-Felgueroso, E. 1995. *El orden Anaspidea (Mollusca: Opisthobranchia) en el Atlántico y Mediterráneo próximo. Revisión taxonómica y estudio de los metabolitos secundarios*. Tesis doctoral. Universidad de Oviedo. Oviedo, Spain: 381 pp. (Unpublished.)
- Martínez, J. and I. Andarraga. 2003. Estructura y evolución temporal de los sedimentos y de las comunidades bentónicas afectadas por los vertidos de un colector de aguas residuales en San Sebastián (Guipúzcoa) (golfo de Vizcaya). *Boletín. Instituto Español de Oceanografía* 19 (1-4): 345-370.
- McAndrew, R. 1852. Note on the molluscs observed during a short visit to the Canary and Madeira Islands. *Annals and Magazine of Natural History (série 2)* 10: p. 8.
- McAndrew, R. 1857. Report on the marine testacea Mollusca of the NE Atlantic and neighbouring seas. Report of the British Association for the Advancement of Science, London (1856): 101-158.
- Medina, A. 1986. *Histología de la gónada y gametogénesis en el molusco nudibranchio Hypselodoris tricolor (Gastropoda, Opisthobranchia)*. Tesis doctoral. Universidad de Sevilla. Sevilla, Spain: 123 pp. (Unpublished.)
- Medina, M. and P. J. Walsh. 2000. Molecular systematics of the order Anaspidea based on mitochondrial DNA sequence (12S, 16S, and COI). *Molecular Phylogenetics and Evolution* 15 (1): 41-58.
- Megina, C. 2000. *Dieta y especialización trófica en moluscos nudibranchios*. Tesis doctoral. Universidad de Cádiz. Cádiz, Spain: 157 pp. (Unpublished.)
- Megina, C., J. L. Carballo, J. L. Cervera and J. C. García-Gómez. 2002. The diet of *Platydoris argo* (mollusca: nudibranchia) and the dietary specialization in sponge eating dorids. *Journal of Molluscan Studies* 68: 173-179.
- Megina, C. and J. L. Cervera. 2003. Diet, prey selection and cannibalism in the hunter opisthobranch *Roboastra europaea*. *Journal of the Marine Biological Association of the United Kingdom* 83 (3): 489-495.
- Menezes, G. 1991. *Umbraculum mediterraneum* (Lamarck, 1819) (Gastropoda: Opisthobranchia: Umbraculomorpha), a new record for the littoral fauna of the Azores. *Arquipélago (Life and Marine Sciences)* 9: 101-102.
- Mikkelsen, P. M. 1995. Cephalaspid opisthobranchs of the Azores. *Açoreana*, supplement: 193-215.
- Mikkelsen, P. M. 1996. The evolutionary relationships of Cephalaspidea s. l. (Gastropoda: Opisthobranchia): a phylogenetic analysis. *Malacologia* 37 (2): 375-442.
- Mikkelsen, P. M. 1998. *Cylindrobulla* and *Ascobulla* in the western Atlantic (Gastropoda, Opisthobranchia, Sacoglossa): systematic review, description of a new species, and phylogenetic reanalysis. *Zoologica Scripta* 27 (1): 49-71.
- Mikkelsen, P. M. 2002. Shelled Opisthobranchs. *Advances in Marine Biology* 42: 67-136.

- Miller, M. C. 2001. Aeolid nudibranchs (Gastropoda: Opisthobranchia) of the family Aeolidiidae from New Zealand waters. *Journal of Natural History* 35: 629-662.
- Miller, M. C. and R. C. Willan. 1986. A review of the New Zealand arminacean nudibranchs (Opisthobranchia: Arminacea). *New Zealand Journal of Zoology* 13 (3): 377-408.
- Miller, M. C. and R. C. Willan. 1992. Redescription of *Embletonia gracile* Risbec, 1928 (Nudibranchia: Embletonidae): relocation to suborder Dendronotacea with taxonomic and phylogenetic implications. *Journal of Molluscan Studies* 58: 1-11.
- Minichev, Y. S. 1970. On the origin and system of nudibranchiate mollusca (Gastropoda, Opisthobranchia). *Monitore Zoologico Italiano* 4: 169-182.
- Monterosato, T. M. 1923. Molluschi delle coste cirenaiche raccolti dell'Ing. *Crema Regio Comitato Talssografico Italiano* (Memorie) (Roma) 106: 1-14.
- Moreno, D. and J. Templado. 1998. Nuevas aportaciones al conocimiento de los opistobranquios del sureste español. II. *Iberus* 16 (2): 39-58.
- Moro, L., J. Ortea and J. J. Bacallado. 1997. Primera cita de *Trapania luquei* Ortea, 1989 (Mollusca, Nudibranchia) para las Islas Canarias. *Revista de la Academia Canaria de Ciencias* 9 (2, 3 and 4): 119-123.
- Moro, L., J. Ortea, J. J. Bacallado, M. Caballer and I. Acevedo. 2003. Anaspidea, Cephalaspidea, Gymnosomata, Notaspidea, Nudibranchia, Sacoglossa y Thecosomata. In: *Lista de especies marinas de Canarias (algas, hongos, plantas y animales)*. L. Moro, J. L. Martín, M. J. Garrido and I. Izquierdo (eds.): 93-98. Consejería de Política Territorial y Medio Ambiente del Gobierno de Canarias. Santa Cruz de Tenerife, Spain.
- Moro, L., J. Ortea, J. J. Bacallado, A. Valdés and J. M. Pérez Sánchez. 1995. Nuevos Aeolidáceos (Gastropoda, Nudibranchia) para la fauna de Canarias. *Revista de la Academia Canaria de Ciencias* 7 (2, 3 and 4): 63-75.
- Morton, B., J. C. Britton and A. M. F. Martins. 1998. *Ecologia Costeira dos Açores*. Sociedade Afonso Chaves, Associação de Estudos Açoreanos: 249 pp.
- Morton, J. E. 1972. The form and functioning of the pallial organs in *Akera bullata* with a discussion on the nature of the gill in Notaspidea and other tectibranchs. *The Veliger* 14: 337-349.
- Morton, J. E. and N. A. Holme. 1955. The occurrence at Plymouth of the opisthobranch *Akera bullata*, with notes on its habits and relationship. *Journal of the Marine Biological Association of the United Kingdom* 34: 101-112.
- Murillo, L. and P. Talavera. 1983. Aportación a la malacología de una laguna litoral: el Mar Menor (Murcia). *Iberus* 3: 15-28.
- Murillo, L. and J. Templado. 1998. Spawn and development of *Bulla striata* (Opisthobranchia, Cephalaspidea) in the Western Mediterranean. *Iberus* 16 (2): 11-19.
- Murillo, L., J. Templado and P. Talavera. 1985. The ascoglossans opisthobranchs of a caulerpan fauna of the Mediterranean Sea. *Shells & Sea life* 17 (11): 240-243.
- Muzavor, S. and P. M. Morenito. 1999. *Roteiro ecológico da Ria Formosa. IV. Moluscos Gastrópodos*. Universidade do Algarve. Faro, Portugal: 85 pp.
- Naranjo, S., J. L. Carballo and J. C. García-Gómez. 1998. Towards a knowledge of marine boundaries using ascidians as indicators. Characterising transition zones for species distribution along Atlantic-Mediterranean shores. *Biological Journal of the Linnean Society* 64: 151-177.
- Nicklés, M. 1947. La collection de mollusques testacés marins de l'IFAN. *Institut Français d'Afrique Noire* (Catalogues) I: 23 pp.
- Nicklés, M. 1950. *Mollusques testacés marins de la côte occidentale d'Afrique* (Manuels Ouest-africains) II. Paul Lechevalier. Paris: 269 pp.
- Niell, F. X. 1977. L'alimentation d'*Aplysia punctata* Cuvier (Gastropoda, Opisthobranchia) dans la Ria de Vigo (Galice). I. Analyse du contenu digestif d'individus de la zone intertidale. *Malacologia* 16 (1): 207-209.
- Nobre, A. 1889. *Contribuições para a fauna malacológica da Madeira*. Imprensa da Universidade de Coimbra. Coimbra, Portugal: 16 pp.
- Nobre, A. 1894. Sur la faune malacologique des îles de S. Thomé et de Madère (suite). *Annales de Sciences Naturelles* 1: 140-144.
- Nobre, A. 1895. Sur la faune malacologique des îles de S. Thomé et de Madère (suite et fin). *Annales de Sciences Naturelles* 2: 97-98.
- Nobre, A. 1936. *Moluscos marinhos de Portugal* 2. Porto, Portugal: 1-378.
- Nobre, A. 1937. Moluscos Testáceos Marinhos do Arquipélago da Madeira. *Memórias e Estudos do Museu Zoológico da Universidade de Coimbra* (serie I) 98: 1-101.
- Nobre, A. 1938-1940. *Fauna malacológica de Portugal I. Moluscos marinhos e das águas salobras*. Companhia Editora do Minho. Porto, Portugal: 806 pp.
- Nordsieck, F. 1972. *Die europäischen Meeresschnecken. Opisthobranchia mit Pyramidellidae. Rissoacea*. Gustav Fischer Verlag. Stuttgart, Germany: 327 pp.
- Nordsieck, F. and F. García-Talavera. 1979. *Moluscos marinos de Canarias y Madeira (Gastropoda)*. Aula de Cultura de Tenerife. Tenerife, Spain: 208 pp.; pls. I-XLVI.
- Ocaña, A., L. Sánchez-Tocino and F. J. García. 2004. Ontogenetic radular variation in species of *Tambja* Burn, 1962 (Gastropoda, Opisthobranchia, Polyceratidae) from the Eastern Atlantic Ocean and the Mediterranean Sea. *Scientia Marina* 68 (2): 205-210.
- Ocaña, A., L. Sánchez-Tocino, S. López-González and J. F. Viciano. 2000. *Guía submarina de Invertebrados no Artrópodos*. Comares. Granada, Spain: 471 pp.
- Odhner, N. H. 1931. Beiträge zur Malakozoologie der Kanarischen Inseln. Lamellibranchien, Cephalopoden, Gastropoden, *Arkiv för Zoologi* 23 A (14): 1-116; 2 pls.
- Odhner, N. H. 1941. New polycerid nudibranchiate mollusca and remarks on this family. *Meddelanden från Göteborgs Musei Zoologiska Afdelning* 91: 1-20.
- Oliveira, M. P. de. 1985. Opisthobranches du Portugal de la collection de M. Paulino D'Oliveira. *Instituto de Coimbra* 42: 574-592.
- Oliver, J. A. and J. Terrasa. 2004. Primera cita de *Bursatella leachi* (de Blainville, 1817) (Mollusca, Opisthobranchia) a Mallorca. *Bolletí de la Societat d'Historia Natural de Balears* 47: 37-42.

- Oliverio, M. and L. P. Tringali. 2001. The types of marine molluscan species described by Monterosato, in the Museo Civico di Zoologia, Roma. General scope of the work, and part 1: the opisthobranch gastropods. *Bolletino Malacologico* 37 (5-8): 121-142.
- Olmo, R and J. Ros. 1984. Las malacocenosis del Mar Menor. Estudio y comparación con comunidades de medios lagunares semejantes. *Actas del IV Simposio Ibérico de Estudios do Bentos Marinhos* III: 253-260.
- Orbigny, A. d'. 1839. *Mollusques, échinodermes, foraminifères et polyptères, recueillis aux îles Canaries par Mm. Webb et Berthelot et décrits par Alcide D'Orbigny (2ème partie: Mollusques)*. Paris: 117 pp.; 8 pls.
- Ortea, J. 1975-1976. Catálogo brevemente comentado de la fauna de moluscos marinos gasterópodos y bivalvos existentes en el estuario de Villaviciosa. *Asturnatura* 3: 111-120.
- Ortea, J. 1976. *Eubranchus exiguus* (Alder y Hancock, 1848) un opistobranquio nuevo para la fauna ibérica. *Asturnatura* 3: 159-162.
- Ortea, J. 1977a. Contribución a la actualización de la fauna de Opistobranquios ibéricos. Sacoglossos. *Boletín de la estación Central de Ecología* 6 (11): 75-91.
- Ortea, J. 1977b. Un molusco poco conocido: *Duvaucelia manicata*. *Vida silvestre* 24: 237-241.
- Ortea, J. 1977c. *Moluscos marinos gasterópodos y bivalvos del litoral asturiano entre Ribadesella y Ribadeo, con especial atención a la subclase de los opistobranquios*. Tesis doctoral. Universidad de Oviedo. Oviedo, Spain: 581 pp. (Unpublished.)
- Ortea, J. 1978a. Cinco opistobranquios nuevos para la fauna ibérica (Gastropoda: Opisthobranchia) colectados en Asturias. *Suplemento de Ciencias del Boletín del Instituto de Estudios Asturianos* 23: 107-120.
- Ortea, J. 1978b. Una nueva especie de *Doto* del Norte de España. *Revista de la Facultad de Ciencias de la Universidad de Oviedo* 17-18-19: 389-392.
- Ortea, J. 1979a. Deux nouveaux doridiens (Mollusca: Nudibranchia) de la côte d'Espagne. *Bulletin du Museum d'Histoire Naturelle* (Paris) 4^e sér., sect. A, 3: 573-578.
- Ortea, J. 1979b. Dos nuevas especies de *Onchidoris* (Mollusca: Opisthobranchia: Doridacea) colectadas en Asturias. *Suplemento de Ciencias del Boletín del Instituto de Estudios Asturianos* 24: 167-175.
- Ortea, J. 1979c. Nota preliminar sobre *Rioselleolis anadoni* n. gen. n. sp., un nuevo eolidáceo (Mollusca: Opisthobranchia) capturado en Ribadesella, Asturias, España. *Suplemento de Ciencias del Boletín del Instituto de Estudios Asturianos* 24: 131-141.
- Ortea, J. 1979d. *Onchidoris sparsa* (Alder and Hancock, 1846) in Asturias, Northern Spain. *The Veliger* 22 (1): 45-48.
- Ortea, J. 1979-1980. Una nueva especie de *Eubranchus* (Mollusca: Opisthobranchia) de Tenerife, Islas Canarias. *Revista de la Facultad de Ciencias de la Universidad de Oviedo* (Serie Biología) 20-21: 169-176.
- Ortea, J. 1980a. Contribución al conocimiento de *Carminodoris boucheti* Ortea, 1979 (Mollusca: Opisthobranchia: Doridacea) de la costa asturiana. *Boletín de Ciencias de la Naturaleza del Instituto de Estudios Asturianos* 26: 53-56.
- Ortea, J. 1980b. Sobre la biología de *Aeolidia papillosa* (Linné) (Mollusca: Nudibranchia) en Asturias. *Boletín de Ciencias de la Naturaleza del Instituto de Estudios Asturianos* 25: 73-76.
- Ortea, J. 1981. Moluscos opistobranquios de las Islas Canarias. Parte I: Ascoglossos. *Boletín del Instituto Español de Oceanografía* 6: 180-199.
- Ortea, J. 1982. A new *Favorinus* (Nudibranchia: Aeolidoidea) from Canary Islands. *The Nautilus* 96 (2): 45-48.
- Ortea, J. 1990. El género *Geitodoris* Bergh, 1891 (Mollusca: Nudibranchia) en las Islas Canarias. *Revista de la Academia Canaria de Ciencias* 2: 99-120.
- Ortea, J. 1995. Estudio de las especies atlánticas de *Paradoris* Bergh, 1889 (Mollusca: Nudibranchia: Discodorididae) recolectadas en las Islas Canarias. *Avicennia* 3: 5-27.
- Ortea, J. and J. J. Bacallado. 1981. Les Dorididae (Gastropoda) décrits des Canaries par Alcide d'Orbigny. *Bulletin du Museum d'Histoire Naturelle* (Paris) 4^e sér., sect. A, 3: 767-776.
- Ortea, J., J. J. Bacallado and L. Moro. 2003. Una nueva especie de *Melanochlamys* Cheesman, 1881 (Mollusca: Opisthobranchia: Cephalaspidea) de las Islas Canarias, descrita en honor al D. Wilfredo Wildpret de la Torre. *Vieraea* 31: 1-6.
- Ortea, J., J. J. Bacallado and J. M. Pérez Sánchez. 1990. *Aphysiopsis formosa* Pruvot-Fol, 1953 (Mollusca, Opisthobranchia, Ascoglossa) in the Canary Islands. *Lavori della Società Italiana di Malacologia* 23: 281-285.
- Ortea, J. and M. Ballesteros. 1981. A new Doridacea from the Iberian and Balearic littoral: *Geitodoris bonosi* n. sp. *Journal of Molluscan Studies* 47: 337-342.
- Ortea, J. and M. Ballesteros. 1982. Sobre algunos *Onchidoris* Blainville, 1816 (Mollusca, Opisthobranchia, Doridacea) del litoral ibérico. *Investigación Pesquera* 46 (2): 239-254.
- Ortea, J. and P. Bouchet. 1983. Un nuevo Goniodorididae (Mollusca: Nudibranchiata) de las Islas Canarias. *Vieraea* 12 (1-2): 49-54.
- Ortea, J. and P. Bouchet. 1989. Description de deux nouveaux *Doto* de Méditerranée occidentale (Mollusca: Nudibranchia). *Bolletino Malacologico* 24 (1-4): 261-268.
- Ortea, J., M. Caballer and L. Moro. 2002a [2001]. *Eubranchus leopoldoi* Caballer, Ortea y Espinosa, 2001 (Mollusca: Nudibranchia), un nuevo opistobranquio anfiatlántico. *Revista de la Academia Canaria de Ciencias* 13 (4): 113-116.
- Ortea, J., M. Caballer and L. Moro. 2002b [2001]. El género *Catirona* Winckworth, 1941 (Mollusca: Nudibranchiata) en las islas de Cabo Verde. *Revista de la Academia Canaria de Ciencias* 13 (4): 133-140.
- Ortea, J., M. Caballer and L. Moro. 2002c [2001]. Primeros datos sobre un complejo de especies alrededor de *Cuthona willani* Cervera, García and López, 1992 (Mollusca: Nudibranchia) en la Macaronesia y Marruecos. *Revista de la Academia Canaria de Ciencias* 13 (4): 101-111.
- Ortea, J., M. Caballer and L. Moro. 2003 [2002]. Cita de *Doto floridicola* Simrot, 1888 (mollusca: Nudibranchia) en las islas Canarias con datos sobre la especie en distintos puntos del área de distribución. *Revista de la Academia Canaria de Ciencias* 14 (3-4): 181-187.

- Ortea, J., M. Caballer and L. Moro. 2004. Dos aeolidáceos con ceratas rojos de la región macaronésica y el mar Caribe (Mollusca: Nudibranchia). *Vieraea* 32: 83-96.
- Ortea, J., M. Caballer, L. Moro and J. J. Bacallado. 2002. Descripción de dos nuevas especies del género *Eubranchus* Forbes, 1858 (Mollusca: Nudibranchia) en la Macaronesia. *Avicennia* 15: 91-100.
- Ortea, J. and A. Cabrera. 1999. Primer registro de *Thordisa diuda* Marcus, 1955 (Mollusca: Nudibranchia: Discodorididae) en las Islas de Cabo Verde. *Revista de la Academia Canaria de Ciencias* 11 (3-4): 87-92.
- Ortea, J. and J. Espinosa. 1998. Estudio de nueve especies del género *Flabellina* Voight, 1834 (Mollusca: Nudibranchia) colectadas en Angola, Cabo Verde, Costa Rica, Cuba y Portugal, con la descripción de tres especies nuevas. *Avicennia* 8/9: 135-148.
- Ortea, J., E. M. Llera and A. Vizcaíno. 1982. Segunda captura de *Onchidoris reticulata* Ortea, 1979 (Mollusca: Opisthobranchia: Doridacea). *Iberus* 2: 85-89.
- Ortea, J., A. A. Luque and J. Templado. 1988. *Elysia picta* Verrill, 1901 and *Geitodoris pusae* (Marcus, 1955), two amphiatlantic opisthobranchs. *Journal of Molluscan Studies* 54 (2): 243-247.
- Ortea, J. and E. Martínez. 1990. Captura en la Concha de Arredo de *Thordisa diuda* Marcus, 1955 (Nudibranchia: Doridacea), un nuevo molusco anfiatlántico. *Boletín de Ciencias de la Naturaleza del Instituto de Estudios Asturianos* 40: 3-11.
- Ortea, J. and E. Martínez. 1991. El orden Anaspidea (Mollusca: Opisthobranchia) en las Islas Canarias. *Revista de la Academia Canaria de Ciencias* 3 (4): 87-107.
- Ortea, J. and E. Martínez. 1992a. Descripción de una nueva especie del género *Carminodoris* Bergh, 1889 (Mollusca: Opisthobranchia: Nudibranchia) del piso batial del norte de España. *Graellsia* 48: 185-188.
- Ortea, J. and E. Martínez. 1992b. Descripción de una nueva especie del género *Taringa* en las Islas Canarias. *Revista de la Academia Canaria de Ciencias* 4 (3-4): 95-101.
- Ortea, J. and L. Moro. 1997. Redescrición y nueva posición sistemática de *Phidiana longicirra* Eliot, 1906 (Mollusca: Nudibranchia: Aeolidacea). *Revista de la Academia Canaria de Ciencias* 9 (2, 3 and 4): 107-118.
- Ortea, J. and L. Moro. 1998a. Nota sobre *Ercolania siotti* Trinchese, 1872 (Mollusca: Opisthobranchia: Sacoglossa). *Revista de la Academia Canaria de Ciencias* 10 (4): 97-100.
- Ortea, J. and L. Moro. 1998b. Nuevos datos sobre la Familia Aglajidae Pilsbry, 1895 (Mollusca: Opisthobranchia: Cephalaspidea) en las Islas Canarias. *Revista de la Academia Canaria de Ciencias* 10 (4): 101-107.
- Ortea, J. and L. Moro. 1999. Estudio de las especies del género *Runcina* Forbes y Hanley, 1853 (Opisthobranchia: Cephalaspidea) de coloración rojiza (grupo "ferruginea") en la Macaronesia, con la descripción de tres especies nuevas. *Revista de la Academia Canaria de Ciencias* 11 (3-4): 63-74.
- Ortea, J., L. Moro, J. J. Bacallado and J. Espinosa. 1998. Catálogo abreviado de las especies del orden Sacoglossa (= Ascoglossa, Mollusca: Opisthobranchia) de las Islas Canarias y de Cabo Verde. *Revista de la Academia Canaria de Ciencias* 10 (4): 85-96.
- Ortea, J., L. Moro, J. J. Bacallado and R. Herrera. 2001 [2000]. Catálogo actualizado de los Moluscos Opistobranquios de las Islas Canarias. *Revista de la Academia Canaria de Ciencias* 12 (3-4): 105-136.
- Ortea, J., L. Moro, J. J. Bacallado, J. M. Pérez Sánchez and Y. Vallés. 1996. Nuevos datos sobre la fauna de doridos farenobranquios (Gastropoda, Nudibranchia) de las Islas Canarias. *Revista de la Academia Canaria de Ciencias* 8 (2, 3 and 4): 125-138.
- Ortea, J., L. Moro and M. Caballer. 2001. Descripción de los juveniles de *Kaloplocamus ramosus* Cantraine, 1835 (Mollusca, Nudibranchia, Polyceratidae). *Vieraea* 29: 119-124.
- Ortea, J., L. Moro and M. Caballer. 2002 [2001]. Descripción de *Cuthona pallida* (Eliot, 1906) (mollusca: nudibranchia) un pequeño eolidáceo de las islas de Cabo Verde y Canarias. *Revista de la Academia Canaria de Ciencias* 13 (4): 123-132.
- Ortea, J., L. Moro, M. Caballer and J. J. Bacallado. 2003 [2002]. Resultados Científicos del proyecto "Macaronesia 2000" Chinijo-2002: Moluscos Opistobranquios. *Revista de la Academia Canaria de Ciencias* 14 (3-4): 165-180.
- Ortea, J., L. Moro and J. Espinosa. 1996. Descripción de dos nuevas especies del género *Chelidomura* A. Adams, 1850 (Opisthobranchia: Cephalaspidea: Aglajidae) colectadas en la Isla de El Hierro. Estudio comparado con *C. africana* Pruvot-Fol 1953. *Revista de la Academia Canaria de Ciencias* 7 (2, 3 and 4): 215-229.
- Ortea, J., L. Moro and J. Espinosa. 1997a. El género *Doto* Oken, 1815 (Mollusca: Nudibranchia) en las Islas Canarias y de Cabo Verde. *Avicennia* 6-7: 125-136.
- Ortea, J., L. Moro and J. Espinosa. 1997b. Nuevos datos sobre el género *Elysia* Risso, 1818 (Opisthobranchia: Sacoglossa) en el atlántico. *Revista de la Academia Canaria de Ciencias* 9 (2, 3 and 4): 141-155.
- Ortea, J., L. Moro and J. Espinosa. 1999. Dos moluscos opistobranquios nuevos de las Islas Canarias. *Avicennia* (10-11): 151-156.
- Ortea, J., L. Moro and J. Espinosa. 2003 [2002]. *Chelidomura sabadiaga* Ortea, Moro y Espinosa, 1996 (Opisthobranchia: Cephalaspidea) una segunda especie del género *Odontoaglaja* Rudman, 1978. *Revista de la Academia Canaria de Ciencias* 14 (3-4): 189-192.
- Ortea, J. and C. G. Nicieza. 1999. Descripción de una nueva especie del género *Runcina* Forbes y Hanley, 1853 (Opisthobranchia: Cephalaspidea) de color azul-violetáceo, recolectada en la isla de La Gomera. *Revista de la Academia Canaria de Ciencias* 11 (3-4): 83-86.
- Ortea, J. and J. M. Pérez Sánchez. 1982. Una nueva especie de *Doto* Oken (Mollusca: Opisthobranchia: Dendronotacea) de las Islas Canarias. *Iberus* 2: 79-83.
- Ortea, J. and J. M. Pérez Sánchez. 1983. Dos Chromodorididae "violeta" del Atlántico Nordeste. *Vieraea* 12 (1-2): 61-74.
- Ortea, J. and J. M. Pérez Sánchez. 1992. Captura de *Plocamopherus maderae* (Lowe, 1842) (Mollusca: Nudibranchiata) en los Archipiélagos de Canarias y Cabo Verde. *Actas del V Simposio Ibérico de Estudios del Bentos Marino* 2: 229-235.

- Ortea, J., J. M. Pérez Sánchez and J. J. Bacallado. 1981. Sobre la presencia de *Discodoris fragilis* Alder y Hancock, 1846 (Mollusca: Opisthobranchia: Doridacea) en las islas Canarias. *Investigación Pesquera* 45 (1): 231-236.
- Ortea, J., J. M. Pérez Sánchez and E. M. Llera. 1982. Moluscos Opistobranquios recolectados durante el Plan de Bentos Circuncanarios. Doridacea. I. *Cuadernos del Crinas* 3: 1-48.
- Ortea, J., A. Quero, G. Rodríguez and A. Valdés. 1989. Estudio de *Limacia clavigera* Muller, 1776 (Mollusca: Nudibranchia) con nota sobre su distribución geográfica y la validez de género *Laila* MacFarland, 1905. *Revista de la Facultad de Ciencias de la Universidad de Oviedo* 7: 99-107.
- Ortea, J. and G. Rodríguez. 1989. Descripción de una nueva especie de *Doto* Oken, 1815 (Mollusca: Nudibranchia) de las costas de Málaga, Sur de España. *Graellsia* 45: 113-116.
- Ortea, J. and J. Templado. 1984. Descripción de los individuos jóvenes de *Hypselodoris webbi* (d'Orbigny, 1839) (Mollusca: Opisthobranchia). *Iberus* 4: 75-78.
- Ortea, J. and V. Urgorri. 1978. El género *Doto* Oken, 1815 en el Norte y Noroeste de España. *Boletín de la Estación Central de Ecología* 7 (14): 73-92.
- Ortea, J. and V. Urgorri. 1979a. Una nueva especie de *Onchidoris* (Moluscos, Opistobranquios, Doridáceos) del Norte y Noroeste de España, *Onchidoris cerviñoi* n. sp. *Cahiers de Biologie Marine* 20: 507-513.
- Ortea, J. and V. Urgorri. 1979b. Primera cita de *Hancockia uncinata* (Hesse, 1872) (Gastropoda: Nudibranchia) para el litoral ibérico. *Trabajos Compostelanos de Biología* 8: 79-86.
- Ortea, J. and V. Urgorri. 1979c. Sobre la presencia de *Dendrodoris racemosa* Pruvot-Fol, 1951 y *Discodoris rosi* Ortea, 1977 (Gastropoda: Nudibranchia) en Galicia. *Trabajos Compostelanos de Biología* 8: 71-78.
- Ortea, J. and V. Urgorri. 1981a. Opistobranquios nuevos para el litoral ibérico colectados en Galicia. I. *Boletín del Instituto Español de Oceanografía* 6: 49-60.
- Ortea, J. and V. Urgorri. 1981b. *Runcina ferruginea* Cress, 1977 et *Pruvotfolia pseillotes* (Labbé, 1923) dans les eaux ibériques. *Vie et Milieu* 31 (2): 149-151.
- Ortea, J. and A. Valdés. 1991. Descripción de una nueva especie de *Chromodoris* Alder and Hancock, 1855 (Mollusca: Opisthobranchia) de las Islas Canarias. Estudio comparado con otras especies atlánticas del grupo cromático "luteorosea". *Revista de la Academia Canaria de Ciencias* 3 (4): 69-85.
- Ortea, J., A. Valdés and J. Espinosa. 1994. North Atlantic nudibranchs of the *Chromodoris clenchi* colour group (Opisthobranchia: Chromodorididae). *Journal of Molluscan Studies* 60: 237-248.
- Ortea, J., A. Valdés and J. C. García-Gómez. 1996. Revisión de las especies atlánticas de la familia Chromodorididae (Mollusca: Nudibranchia) del grupo cromático azul. *Avicennia*, supplement 1: 1-165.
- Otero, J. J. and J. E. Trigo. 1987. Adiciones a la fauna malacológica de la ría de Arousa (NO de España). *Iberus* 7 (1): 129-135.
- Peñas, A. and G. Giribet. 2003. Adiciones a la fauna malacológica del litoral del Garraf (NE de la Península Ibérica). *Iberus* 21 (1): 117-189.
- Peñas, A., E. Rolán, A. A. Luque, J. Templado, F. Rubio, D. Moreno and A. Sierra. (In press). Moluscos marinos de la zona de la isla de Alborán. *Iberus*, supplement 6.
- Pereira, F. 1980. Gasterópodos del litoral mediterráneo español. IV. Es Caials (Gerona). *Comunicaciones del Primer Congreso Nacional de Malacología*: 79-84.
- Pereira, F. 1981. Gasterópodos del litoral mediterráneo español. III. Isla de Faradell. *Investigación Pesquera* 45 (1): 175-179.
- Pérez Sánchez, J. M., J. J. Bacallado and J. Ortea. 1991. Doridáceos, Dendronotáceos y Aeolidáceos (Mollusca: Opisthobranchia) del Archipiélago Canario. *Actas del V Simposio Iberico de Estudios del Bentos Marino* 1: 199-252.
- Pérez Sánchez, J. M. and E. Moreno. 1990. *Invertebrados Marinos de Canarias*. Ediciones del Cabildo Insular de Gran Canaria. Las Palmas de Gran Canaria, Spain: 335 pp.
- Pérez Sánchez, J. M., J. Ortea and J. J. Bacallado. 1990. Doridáceos, Dendronotáceos y Aeolidáceos del Archipiélago Canario. *Lavori della Società Italiana di Malacologia* 23: 287-293.
- Perrone, A. 1987. Morfología microscópica di *Discodoris cf. stellifera* (Vayssière, 1904) jur. dal Golfo di Taranto (Opisthobranchia: Nudibranchia). *Bollettino Malacologico* 23: 315-321.
- Piani, P. 1980. Catalogo dei molluschi conchiferi viventi nel Mediterraneo. *Bollettino Malacologico* 16 (5-6): 113-224.
- Picton, B. E. 2002 (June 7). *Eubranchus* spp – how many? In: <http://www.seaslugforum.net/find.cfm?id=7187>.
- Picton, B. E. and C. Morrow. 1994. *A Field guide to the Nudibranchs of the British Isles*. Immel Publishing Ltd. London: 143 pp.
- Pilsbry, H. A. 1895. Polyplacophora. Acanthochitonidae, Cryptoplacidae and appendix. Tectibranchiata. *Manual of Conchology* 15 (60): 181-436; pls 43-50, 59-61.
- Platts, E. 1985. An annotated list of the North Atlantic Opisthobranchia (excluding Thecosomata and Gymnosomata). *Ophelia* supplement 2: 150-170.
- Pola, M., J. L. Cervera and T. M. Gosliner. 2003. The genus *Roboastra* Bergh, 1877 (Nudibranchia, Polyceridae, Nembrothinae) in the Atlantic Ocean. *Proceedings of the California Academy of Sciences* 54 (22): 381-392.
- Pola, M., J. L. Cervera and T. M. Gosliner. (In press). Review of the systematics of the genus *Roboastra* Bergh, 1877 (Nudibranchia, Polyceridae, Nembrothinae) with the description of a new species from the Galápagos Islands. *Zoological Journal of the Linnean Society* 144.
- Ponder, W. F. and D. R. Lindberg. 1997. Towards a phylogeny of gastropod molluscs: an analysis using morphological characters. *Zoological Journal of the Linnean Society* 119: 83-265.
- Pruvot, G. 1897. Essais sur les fonds et la faune de la Manche Occidentales (Côtes de Bretagne) comparés à ceux du Golfe du Lion. *Archives de Zoologie Experimentale et Generale* (3) 5: 511-650. (Quoted by Ros, 1976a.)

- Pruvot, G. 1901. Le "Roland" et sa première croisière sur la côte de Catalogne en juillet-août 1900. *Archives de Zoologie Experimentale et Generale* 9: 1-42. (Quoted by Ros, 1976a.)
- Pruvot-Fol, A. 1953. Etude de quelques opisthobranches de la côte atlantique du Maroc et du Senegal. *Travaux de l'Institut Scientifique Chérifien de Zoologie* 5: 1-105.
- Pruvot-Fol, A. 1954. *Mollusques opisthobranches*. Fauna de France. 58. Paul Lechevalier. Paris: 460 pp.
- Ramos, A. A. 1985. Contribución al conocimiento de las biocenosis bentónicas litorales de la Isla Plana o Nueva Tabarca (Alicante). In: *La reserva marina de la Isla Plana o nueva Tabarca (Alicante)* A. A. Ramos (ed.): 111-147. Ayuntamiento and Universidad de Alicante. Alicante, Spain.
- Rampal, J. 1963. Ptéropodes Thécosomes de pêches par paliers entre entre les Baléares. La Sardaigne et la côte nord-africaine. *Rapport de la Commission Internationale pour l'Exploration Scientifique du la Mer Méditerranée* 17 (2): 637-639.
- Rampal, J. 1968. Les Ptéropodes Thécosomes en Méditerranée. *Commission Internationale pour l'Exploration Scientifique du la Mer Méditerranée* (Comité de Plancton). Monaco: 1-142.
- Rampal, J. 1973. Clés de détermination des Ptéropodes Thécosomes de Méditerranée et de l'Atlantique Eurafrique. *Rev. Trav. Inst. Pêches marit.* 37 (3): 369-381.
- Rampal, J. 2002. Biodiversité et bioécographie chez les Cavoliniidae (Mollusca, Gastropoda, Opisthobranchia, Euthecosomata). Régions faunistiques marines. *Zoosystema* 24 (2): 209-258.
- Rehder, H. A. 1980. The marine mollusks of Eastern Island (Isla de Pascua) and Sala y Gómez. *Smithsonian Contributions to Zoology* 289: 1-167.
- Reis, C. S., J. Guerreiro, J. Castro, P. Duarte, L. Raimundo and A. Santos. 1986. Contribuição para o estudo da bionomia bentónica da Ria Formosa (zona da ilha de Tavira) - II - Base de estudo integrado. *IV Congresso do Algarve, Racal Clube*. 525-533.
- Riera, T. and D. Blasco. 1967. Plancton superficial del mar de Baleares en julio de 1966. *Investigación Pesquera* 31 (1): 463-484.
- Rodríguez, M., O. Monterroso, J. Núñez and J. Barquín. 2003 [2002]. Aportación al conocimiento de los moluscos marinos de fondos arenosos de Lanzarote, La Graciosa y Alegranza. *Revista de la Academia Canaria de Ciencias* 14 (3-4): 99-118.
- Rolán, E. 1983. *Moluscos de la Ría de Vigo. I. Gasterópodos*. Feito. Santiago de Compostela, La Coruña, Spain: 383 pp.
- Rolán, E., J. Otero and E. Rolán-Álvarez. 1989. Moluscos marinos de la Ría de Vigo. *Thalassas* anexo 2: 1-276.
- Rolán, E. and G. Pérez Gándaras. 1981. Molluscs collected at the Galicia Bank (Spain). *La Conchiglia* 13 (150-151): 6-7, 10 and 15.
- Rolán, E., E. Rolán-Álvarez and J. Ortea. 1991. Sobre la captura en Galicia (NO de España) de *Tritonia hombergi* Cuvier, 1803 y *Babakina anadoni* Ortea, 1979 comb. nov. (Mollusca: Nudibranchia). *Iberus* 10 (1): 113-117.
- Ros, J. 1973. *Opisthobranchios (Gastropoda: Euthyneura) del litoral ibérico*. Tesis doctoral. Universidad de Barcelona. Barcelona, Spain: 285 pp; 35 pl. (Unpublished.)
- Ros, J. 1974. Competencia i evolució en espècies veïnes de gasteròpodes marins. *Colloquis de la Societat Catalana de Biologia (Evolució)* 7: 101-121.
- Ros, J. 1975. Opistobranquios (Gastropoda: Euthyneura) del litoral ibérico. *Investigación Pesquera* 39 (2): 269-372.
- Ros, J. 1976a. Catálogo provisional de los opistobranquios (Gastropoda: Euthyneura) de las costas ibéricas. *Miscelánea Zoológica* 3 (5): 21-51.
- Ros, J. 1976b. Sistemas de defensa en los Opistobranquios. *Oecologia aquatica* 2: 41-77.
- Ros, J. 1978a. La alimentación y el sustrato en los opistobranquios ibéricos. *Oecologia Aquatica* 3: 153-166.
- Ros, J. 1978b. Distribució en l'espai i en el temps dels opistobranquios ibèrics, amb especial referencia als del litoral català. *Boletín del Instituto Catalán de Historia Natural* 42 (Secció Zoología 2): 23-32.
- Ros, J. 1980a. Estrategias ecológicas en los opistobranquios. *Comunicaciones del Primer Congreso Nacional de Malacología* (Madrid): 85-93.
- Ros, J. 1980b. *Phyllidia pulitzeri* Pruvot Fol, 1962 a Catalunya. *Boletín del Instituto Catalán de Historia Natural* 45 (Secció Zoología 3): 181-183.
- Ros, J. 1981a. Desarrollo y estrategias binómicas en los opistobranquios. *Oecologia aquatica* 5: 147-183.
- Ros, J. 1981b. Noves citations de Gasteròpodes opistobranquios de les Gimnèsies. *Boletín del Instituto Catalán de Historia Natural* 47 (Secció Zoología 4): 175-177.
- Ros, J. 1982. Tipos biológicos en los Opistobranquios. *Actas del I Simposio Ibérico de Estudios del Benthos Marino I*: 413-440.
- Ros, J. 1984a. Les nudibranches en tant que sémaphores: messages vrais et messages faux dans la communication visuelle d'un groupe de mollusques benthiques. In: *Processus d'acquisition precoce. Les communication*. A. de Haro and X. Espadaler (eds.): 325-335. Publ. Universitat Autònoma de Barcelona et la Societè Française pour l'étude du comportement animal. Barcelona, Spain.
- Ros, J. 1984b. Sobre la distribución faunística y biogeográfica en los opistobranquios: algunas consideraciones generales desde el punto de vista ecológico. *Actas IV Simposio Ibérico de Estudios do Benthos Marinho* (Lisboa) I: 227-240.
- Ros, J. 1985a. Distribución batimétrica, abundancia y diversidad de las poblaciones de moluscos bentónicos del litoral catalán. *Miscelánea Zoológica* 9: 109-126.
- Ros, J. 1985b. Els poblaments d'Opistobranquios de coves submarines mediterrànies: noves dades i comentaris sobre llur afinitat faunística. *Boletín del Instituto Catalán de Historia Natural* 52 (Secció Zoología 6): 87-94.
- Ros, J. and C. Altimira. 1977. Comunidades bentónicas de sustrato duro del litoral NE español. V. Sistemática de moluscos. *Miscelánea Zoológica* 4 (1): 43-55.
- Ros, J. and J. M. Gili. 1985. Opistobranquios des grottes sous-marines de l'île de Majorque (Balears). *Rapport de la Commission Internationale de la Mer Méditerranée* 29 (5): 141-145.
- Ros, J. and J. Rodríguez. 1985. La simbiosis algal en *Elysia timida* Risso, 1818. Primeros resultados. *Anales de Biología* 4 (Biología Ambiental 1): 37-47.
- Rubio, M. C. and J. Ros. 1984. Las malacocenosis de las comunidades de algas fotófilas del litoral murciano

- (costa SE de España). *Actas IV Simposio Ibérico de Estudos do Benthos Marinho* (Lisboa) 1: 193-202.
- Rudman, W. B. 1978. A new species and genus of Aglajidae and the evolution of the philinacean opisthobranch molluscs. *Zoological Journal of the Linnean Society* 62: 89-197.
- Rudman, W. B. 1982. The taxonomy and biology of further aeolidacean and arminacean nudibranchs molluscs with symbiotic zooxanthellae. *Zoological Journal of the Linnean Society* 74 (2): 147-196.
- Rudman, W. B. 1984. The Chromodorididae (Opisthobranchia: Mollusca) of the Indo-West Pacific: a review of the genera. *Zoological Journal Linnean Society* 81: 115-273.
- Rudman, W. B. 1986. The Chromodorididae (Opisthobranchia: Mollusca) of the Indo-West Pacific: The genus *Glossodoris* Ehrenberg (= *Casella* H. and A. Adams). *Zoological Journal of the Linnean Society* 86: 101-184.
- Rudman, W. B. 1998. Suborder Doridina. In: *Mollusca: The southern synthesis. Fauna of Australia*. P. L. Beesley, G. J. B. Ross and A. Wells (eds.) 5 (B): 990-1001. CSIRO Publishing, Melbourne, Australia.
- Rudman, W. B. 2003a (May 22). *Glossodoris edmundsi* and *G. ghanensis*. In: <http://www.seaslugforum.net/display.cfm?id=10008>.
- Rudman, W. B. 2003b (September 15). *Polyceya chilluna* Marcus, 1961. In: <http://www.seaslugforum.net/factsheet.cfm?base=polychil>.
- Rudman, W. B. and G. J. Avern. 1989. The genus *Rostanga* Bergh, 1878 (Nudibranchia: Dorididae) in the Indo-West Pacific. *Zoological Journal of the Linnean Society* 96: 281-338.
- Rueda, J., C. Salas and S. Gofas. 2000. A molluscan community from coastal bioclastic bottoms in the Strait of Gibraltar area. *Iberus* 18 (1): 95-123.
- Rush, W. H. 1891. List of shells collected on Fayal Islands, Azores; and on Madeira Islands, with prefatory notes. *The Nautilus* 5 (5): 49-52.
- Sabelli, B., R. Gianuzzi-Savelli and D. Bedulli. 1990. *Catálogo annotato dei Molluschi marini del Mediterraneo*. 1. Libreria Naturalistica Bolognese. Bologna, Italy: 348 pp.
- Salas, C. and E. Hergueta. 1986. La fauna de moluscos de las concreciones calcáreas de *Mesophyllum lichenoides* (Ellis) Lemoine, estudio de la diversidad de un ciclo anual. *Iberus* 6 (1): 57-65.
- Salas, C. and A. A. Luque. 1986. Contribución al conocimiento de los gasterópodos marinos de la Isla de Alborán. *Iberus* 6 (1): 29-37.
- Saldanha, L. 1974. Estudo do povoamento dos horizontes superiores da rocha litoral da costa da Arrábida (Portugal). *Arquivos do Museu Bocage* 5 (1): 1-382.
- Salvini-Plawen, L. von. 1991. The status of Rhodopidae (Gastropoda: Euthyneura). *Malacologia* 32: 301-311.
- Salvini-Plawen, L. von and G. Steiner. 1996. Synapomorfies and plesiomorphies in higher classification of Mollusca. In: *Origin and evolutionary radiation of the Mollusca*. J. Taylor (ed.): 29-51. The Malacological Society of London. London.
- Salvini-Plawen, L. von and J. Templado. 1990. Nota sobre los moluscos mesopsammicos del sudeste de España. *Iberus* 9 (1-2): 527-528.
- Sama, A. de. 1916. Mollusca marina in littora Calafell et Vilanova a Antoni de Samà, et nunc in Museo Barcinonense Scieniarium Naturalum servata. *Anuari de la Junta de Ciències Naturals de l'Ajuntament de Barcelona*: 47-62.
- Sánchez-Moyano, J. E., F. J. Estacio, E. M. García-Adiego and J. C. García-Gómez. 2000. The molluscan epifauna of the alga *Halopteris scorparia* in Southern Spain as a bioindicator of coastal environmental conditions. *Journal of Molluscan Studies* 66: 431-448.
- Sánchez Santos, A. (In press). *Onchidoris neapolitana* (Delle Chiaje, 1844) (Gastropoda: Nudibranchia: Onchidorididae): una nueva especie de molusco para la fauna andaluza. *Iberus* 23 (1).
- Sánchez Tocino, L. 2003. *Aspectos taxonómicos y biológicos de los Doridoidea (Mollusca: Nudibranchia) del litoral granadino*. Tesis doctoral. Universidad de Granada. Granada, Spain: 487 pp. (Unpublished.)
- Sánchez Tocino, L., A. Ocaña and F. J. García. 2000a. Contribución al conocimiento de los moluscos opisthobranchios de la costa de Granada (sureste de la Península Ibérica). *Iberus* 18 (1): 1-14.
- Sánchez Tocino, L., A. Ocaña and F. J. García. 2000b. The genus *Tambja* Burn, 1962 (Gastropoda, Opisthobranchia) in the Mediterranean Sea with remarks on the intraspecific variability. *Argonauta* 14 (1): 67-75.
- Santos, A. C., J. P. Castro and M. L. Raimundo. 1986. *O canal de Tavina ("Ria" Formosa-Algarve): Caracterização do meio e análise da estrutura, dinâmica e produção das populações de Cerastoderma edule (L.), Solen marginatus Montagu e Spisula solida (L.)*. Relatório de Estágio Científico. Universidade de Lisboa. Faculdade de Ciências, Departamento de Zoologia e Antropologia; Laboratório Marítimo da Guia. Lisbon: 252 pp. (Unpublished.)
- Schaefer, K. 1992. *Haminoea exigua* (Gastropoda, Opisthobranchia), a new cephalaspid species from the mediterranean Sea. *Journal of Molluscan Studies* 58: 329-336.
- Schick, K. L. 1998. *Atlas submarino de la Costa del Sol. Marbella (Málaga, Spain)*. Málaga, Spain: 71 pp.
- Schick, K. L. and J. L. Cervera. 1998. Description of a new species in the genus *Tambja* Burn, 1962 (Gastropoda: Nudibranchia, Polyceratidae) from southern Spain. *The Veliger* 41 (4): 344-350.
- Schiøtte, T. 1991. A taxonomic revision of the genus *Diaphana* Brown, 1827, including a discussion of the phylogeny and zoogeography of the genus (Mollusca: Opisthobranchia). *Steenstrupia* 24: 77-140.
- Schmekel, L. 1985. Aspects of the evolution within the opisthobranchs. In: *The Mollusca*. K. M. Wilburn (ed.) 10: 221-267. Academic Press. London.
- Schmekel, L. and D. Cappellato. 2002. Contributions to the Runcinidae. II. Three new species and comparative studies on five established species of *Runcina* (Opisthobranchia Cephalaspidea) in the Mediterranean. *Vie et Milieu* 52 (2-3): 85-102.
- Schmekel, L. and A. Portmann. 1982. *Opisthobranchia des Mittelmeeres*. Springer Verlag, Berlin: 410 pp.
- Schröder, F. 1978. Die Marine Mollusken der Pityusen. III. Die gastropoden der *Posidonia*-Bestände. *Veröff. Oberseemuseum Bremen (Reihe) A* 5: 73-81.
- Schrödl, M. and H. Wägele. 2001. Anatomy and histology of *Corambe lucea* Marcus, 1959 (Gastropoda, Nudibranchia, Doridoidea), with a discussion of the systematic position of Corambidae. *Organisms Diversity & Evolution* 1: 3-16.

- Schrödl, M., H. Wägele and R. C. Willan. 2001. Taxonomic redescription of the Doridoxidae (Gastropoda: Opisthobranchia), an enigmatic family of deep water nudibranchs, with discussion of basal nudibranch phylogeny. *Zoologischer Anzeiger* 240 (1): 83-97.
- Schulze, A. and H. Wägele. 1998. Morphology, anatomy and histology of *Flabellina affinis* (Gmelin, 1971) (Nudibranchia, Aeolidioidea, Flabellinidae) and its relation to other Mediterranean *Flabellina* species. *Journal of Molluscan Studies* 64: 195-214.
- Sierra, A., L. García and D. Lloris. 1978. Trofismo y competencia alimentaria en asteroideos de la Bahía de Almería. *Investigación Pesquera* 42 (2): 489-499.
- Silvestre, F. C. S. G. and F. A. Baptista. 1980. *Contribuição para o estudo do sistema lagunar da Ria de Faro*. Relatório de estágio de licenciatura. Faculdade de Ciências de Lisboa. Lisbon: 57 pp.
- Silvestre, F. C. S. G., F. A. Baptista and M. T. Jorge. 1979. *Sistema lagunar da "Ria Formosa": 1 - inventário de moluscos gastrópodes e bivalves; 2 - Inventário sumário de crustáceos decápodes; 3 - Inventário sumário dos peixes*. SNPRCN. Lisbon: 94 pp.
- Sneath, P. H. A. and R. Sokal. 1973. *Numerical taxonomy: the principles and practice of numerical classification*. W. H. Freeman. San Francisco, California, EE UU: 573 pp.
- Sordi, M. 1980. Una nuova specie di Aglajidae (Gastropoda: Opisthobranchia) vivente en el mar Tirreno: *Chelidonura italica* Sordi. *Atti della Società Toscana di Scienze Naturali* (serie B) 87: 285-297.
- Spoel, S. van der, J. Bleeker and H. Kobayasi. 1993. From *Cavolinia longirostris* to twenty-four *Diacavolinia* taxa, with a phylogenetic discussion. *Bijdrage tot der Dierkunde* 62 (3): 127-166.
- Spoel, S. van der and T. Pafort-van Iersel. 1985. Note on the taxonomy of the family Notobranchaeidae and description of *Notobranchaea bleekerae* n. sp., a species new to science (Gastropoda, Pteropoda). *Basteria* 49: 29-36.
- Sprung, M. 1993. Estimating macrobenthic secondary production from body weight and biomass: a field test in a non-boreal intertidal habitat. *Marine Ecology Progress Series* 100: 103-109.
- Sprung, M. 1994. Macrobenthic secondary production in the intertidal zone of the Ria Formosa - a lagoon in southern Portugal. *Estuarine, Coastal and Shelf Science* 38: 539-558.
- Storch, V. and U. Welsch. 1972. The ultrastructure of epidermal mucous cells in marine invertebrates (Nemertini, Polychaeta, Prosobranchia, Opisthobranchia). *Marine Biology* 13: 167-175.
- Sykes, J. 1905. Mollusca of the Porcupine expedition. *Proceeding of the Malacological Society of London* 6: 28-40 and 322-332.
- Talavera, F. G. 1978. Moluscos marinos de las Islas Salvajes. In: *Contribución al estudio de la Historia Natural de las Islas Salvajes. Resultados de la Expedición Científica "Agamenon 76"*. Aula de Cultura de Tenerife. Tenerife, Spain: 119-128.
- Talavera, P., L. Murillo and J. Templado. 1987. The genus *Haminoea* Turton and Kingston, 1830 (Opisthobranchia, Bullomorpha) in the Southeast of Spain with the description of a new species. *Bollettino Malacologico* 23 (1-4): 53-68.
- Templado, J. 1982a. Contribución al conocimiento de los gasterópodos marinos de Mallorca. *Iberus* 2: 71-77.
- Templado, J. 1982b. Datos sobre los opisthobranchios del Cabo de Palos (Murcia). *Bollettino Malacologico* 18 (9-12): 247-254.
- Templado, J. 1982c. Nuevo opisthobranchio para la malacofauna ibérica. *Actas II Simposio Ibérico sobre Estudios del Bentos Marino* 3: 225-254.
- Templado, J. 1983 [1982]. *Moluscos de las formaciones de fanerógamas marinas en las costas de Cabo de Palos (Murcia)*. Universidad Complutense de Madrid. Madrid: 351 pp.
- Templado, J. 1984. Moluscos de las praderas de *Posidonia oceanica* en las costas del Cabo de Palos (Murcia). *Investigación Pesquera* 48 (3): 509-526.
- Templado, J., L. Baratech, M. Calvo, M. Villena and M. T. Aparicio. 1993a. *Los "ejemplares tipo" de las colecciones malacológicas del Museo Nacional de Ciencias Naturales*. Museo Nacional de Ciencias Naturales (CSIC). Madrid: 328 pp.
- Templado, J., M. Calvo, A. M. García-Carrascosa, F. Boisset and J. Jiménez. 2002. *Flora y fauna de la Reserva Marina de las islas Columbretes*. Secretaría General de Pesca Marítima; Ministerio de Agricultura, Pesca y Alimentación. Madrid: 263 pp.
- Templado, J., A. M. García-Carrascosa, L. Baratech, R. Capaccioni, A. Juan, A. López-Ibor, R. Silvestre and C. Massó. 1986. Estudio preliminar a la fauna asociada a los fondos coralíferos del Mar de Alborán (SE de España). *Boletín del Instituto Español de Oceanografía* 3 (4): 93-104.
- Templado, J., A. Guerra, J. Bedoya, D. Moreno, J. M. Remon, M. Maldonado and M. A. Ramos. 1993b. *Fauna marina circalitoral del sur de la Península Ibérica. Resultados de la campaña oceanográfica "Fauna I"*. Museo Nacional de Ciencias Naturales (CSIC). Madrid: 135 pp.
- Templado, J., A. A. Luque and D. Moreno. 1988. Nuevas aportaciones al conocimiento de los opisthobranchios del sureste español. *Iberus* 8 (1): 15-23.
- Templado, J., A. A. Luque and J. Ortea. 1987. A new species of *Aegires* Lovén, 1844 (Opisthobranchia: Doridacea: Aegiretidae) from the Caribbean Sea: *Aegires ortizi* spec. nov., with comparative descriptions of the North Atlantic species of this genus. *The Veliger* 29 (3): 303-307.
- Templado, J. and L. Murillo. 1998. Puesta y desarrollo de *Bulla striata* (Opisthobranchia, Cephalaspidea) en el Mediterráneo occidental. *Iberus* 16 (2): 39-58.
- Templado, J., P. Talavera and L. Murillo. 1983. Adiciones a la fauna de opisthobranchios del Cabo de Palos (Murcia) I. *Iberus* 3: 47-50.
- Templado, J., P. Talavera and L. Murillo. 1987. Adiciones a la fauna de opisthobranchios del Cabo de Palos (Murcia) II. *Anales de Biología* 11 (*Biología Animal* 3): 91-98.
- Templado, J., M. Villena and J. Fernández. 1995. Noticia de nuevos taxones para la ciencia en el ámbito Ibero-Balear y macaronésico. *Graellsia* 51: 171-189.
- Theodor, J. 1964. *Mediterranéé vivant*. Payot, Lausanne. (Quoted by Ros, 1976a.)

- Thiele, J. 1931. *Handbush der Systematischen Weichtierkunde*. Theil 2. G. Fischer. Stuttgart, Germany: 377-788.
- Thöllessen, M. 1999a. Phylogenetic analysis of dorid nudibranchs (Gastropoda: Doridacea) using the mitochondrial 16S rRNA gene. *Journal of Molluscan Studies* 65: 335-353.
- Thöllessen, M. 1999b. Phylogenetic analysis of Euthyneura (Gastropoda) by means of the 16S rRNA gene: use of a 'fast' gene for 'higher-level' phylogenies. *Proceedings of the Royal Society of London B* 266: 75-83.
- Thöllessen, M. 2000. Increasing fidelity in parsimony analysis of dorid nudibranch by differential weighting, or a tale of two genes. *Molecular Phylogenetics and Evolution* 16: 161-172.
- Thompson, T. E. 1970. Eastern Australian Pleurobranchomorpha (Gastropoda, Opisthobranchia). *Journal of Zoology* 160 (2): 173-198.
- Thompson, T. E. 1975. Dorid nudibranchs from eastern Australia (Gastropoda, Opisthobranchia). *Journal of Zoology* 176: 477-517; plate 1.
- Thompson, T. E. 1976. *Biology of Opisthobranch Molluscs 1*. Ray Society. London: 206 pp.
- Thompson, T. E. 1977. Jamaican Opisthobranch Molluscs. I. *Journal of Molluscan Studies* 43: 93-140.
- Thompson, T. E. 1981. Taxonomy of three misunderstood opisthobranchs from the North Adriatic Sea. *Journal of Molluscan Studies* 47: 73-79.
- Thompson, T. E. 1988a. Eastern Mediterranean Opisthobranchia: Oxynoidae, Polybranchiidae, Stiligeridae (Sacoglossa). *Journal of Molluscan Studies* 54: 157-172.
- Thompson, T. E. 1988b. *Molluscs: Benthic Opisthobranchs (Mollusca: Gastropoda)* (Synopsis of the British Fauna. New Series) 8 (2nd edition). E. J. Brill/Dr. W. Backhuys. Avon, Great Britain: 356 pp.
- Thompson, T. E. and G. H. Brown. 1984. *Biology of Opisthobranch Molluscs*. Vol. 2. Ray Society. London: 229 pp.
- Thompson, T. E. and A. Jaklin. 1988. Eastern Mediterranean opisthobranchia: Elysiidae (Sacoglossa = Ascoglossa). *Journal of Molluscan Studies* 54: 59-69.
- Thorson, G. 1965. The distribution of benthic marine Mollusca along the NE Atlantic shelf from Gibraltar to Murmask. *Malacologia* 6: 5-23.
- Tomas, L. 1909. Moluscos marinos de Catalunya. *Boletín del Instituto Catalán de Historia Natural* 2.ª época (9): 14-44.
- Trigo, J. C. and J. J. Otero. 1987. Contribución al conocimiento de los moluscos marinos de la ría de Pontevedra y la isla de Ons. *Iberus* 7 (1): 121-128.
- Trinchese, S. 1873. Descrizione di alcuni nuovi eolididei del Porto di Genova. *Memorie della Accademia delle Scienze dell'Istituto di Bologna* (serie 3) 4: 197-201.
- Trinchese, S. 1876. *Rendiconto delle Sessioni della Reale Accademia delle Scienze dell'Istituto di Bologna*. Bologna, Italy: 84-87.
- Trinchese, S. 1877-1879. *Aeolididae e famiglie affini del Porto di Genova, Parte Prima*. Tipi Gamberini e Parmeggiani. Bologna, Italy: 94 pp.
- Trinchese, S. 1893. Nuove osservazione sulla *Placida viridis*. *Memorie della Accademia delle Scienze dell'Istituto di Bologna* 5: 539-547.
- Troncoso, J. S., V. Urgorri, J. Parapar and M. Lastra. 1988. Moluscos infralitorales de sustratos duros de la Ría de Ares y Betanzos (Galicia, España). *Iberus* 8 (2): 53-58.
- Urgorri, V. 1981. *Opisthobranchios de Galicia*. Tesis doctoral. Universidad de Santiago de Compostela. Santiago de Compostela, Spain: 569 pp. (Unpublished.)
- Urgorri, V. 1983. Algunos aspectos inéditos y complementarios de *Doto verdicioi* Ortea y Urgorri, 1978 (Moluscos, Opisthobranchios). *Trabajos Compostelanos de Biología* 47 (1): 3-28.
- Urgorri, V. and C. Besteiro. 1983. Inventario de los moluscos Opisthobranchios de Galicia. *Investigación Pesquera* 47 (1): 3-28.
- Urgorri, V. and C. Besteiro. 1984. La alimentación de los Moluscos Nudibranchios de Galicia. *Iberus* 4: 51-58.
- Urgorri, V. and C. Besteiro. 1986. Opisthobranchios nuevos para el litoral ibérico colectados en Galicia. II. *Iberus* 6 (1): 95-99.
- Urgorri, V., F. Cobo and C. Besteiro. 1991. *Pseudovermis artabrensis* (Nudibranchia: Aeolidioidea), a new species from Galicia, Spain. *Journal of Molluscan Studies* 57: 189-197.
- Valdés, A. 1992. Nuevas aportaciones al conocimiento de los Opisthobranchios del litoral Asturiano. *Boletín de Ciencias de la Naturaleza del Instituto de Estudios Asturianos* 42: 21-38.
- Valdés, A. 1996. *Revisión de la superfamilia Porodoridoidea Odhner en Franc, 1968 (Mollusca: Nudibranchia) en el océano Atlántico*. Tesis doctoral. Universidad de Oviedo. Oviedo, Spain: 179 pp. (Unpublished.)
- Valdés, A. 2000 (October 11). Colombian *Chromodoris clenchi* is *C. binza*. In: <http://www.seaslugforum.net/display.cfm?id=3157>.
- Valdés, A. 2001. On the publication date, authorship, and type species of *Umbraculum* and *Tylodina* (Gastropoda: Opisthobranchia: Tylodinoidea). *The Nautilus* 115 (1): 29-34.
- Valdés, A. 2002a. A phylogenetic analysis and systematic revision of the cryptobranch dorids (Mollusca, Nudibranchia, Anthobranchia). *Zoological Journal of the Linnean Society* 136: 535-636.
- Valdés, A. 2002b. Preliminary molecular phylogeny of the radula-less dorids (Gastropoda, Opisthobranchia) based on 16S mtDNA sequence data. *Journal of Molluscan Studies* 69: 75-80.
- Valdés, A. and S. Fahey. (In press). Dorid nudibranchs described by J. E. Gray in M. E. Gray, 1842-1857 (Mollusca, Opisthobranchia). *Proceedings of the Western Australian Museum*.
- Valdés, A. and T. M. Gosliner. 1999. Phylogeny of the radula-less dorids (Mollusca, Nudibranchia), with the description of a new genus and a new family. *Zoologica Scripta* 28 (3-4): 315-360.
- Valdés, A. and T. M. Gosliner. 2001. Systematics and phylogeny of the caryophyllidia-bearing dorids (Mollusca, Nudibranchia), with descriptions of a new genus and four new species from Indo-Pacific deep waters. *Zoological Journal of the Linnean Society* 133: 103-198.

- Valdés, A. and P. Lozouet. 2000. Opisthobranch molluscs from the Tertiary of the Aquitaine Basin (South-Western France), with descriptions of seven new species and a new genus. *Paleontology* 43 (3): 457-479.
- Valdés, A., E. Martínez, M. J. Rodríguez Palacio and G. Rodríguez Casero. 1990. Contribución al conocimiento de los opisthobranchios del Norte y Noroeste de España. *Boletín de Ciencias de la Naturaleza del Instituto de Estudios Asturianos* 40: 89-101.
- Valdés, A. and J. Ortea. 1995. Revised taxonomy of some species of the genus *Okenia* Menke, 1830 (Mollusca: Nudibranchia) from the Atlantic ocean with the description of a new species. *The Veliger* 38 (3): 223-234.
- Valdés, A. and J. Ortea. 1996. Review of the family Phyllidiidae in the Atlantic Ocean (Nudibranchia, Doridoidea). *American Malacological Bulletin* 13 (1-2): 1-9.
- Valdés, A. and J. Ortea. 1997. Review of the genus *Doriopsilla* Bergh, 1880 (Gastropoda: Nudibranchia) in the Atlantic Ocean. *The Veliger* 40 (3): 240-254.
- Valdés, A., J. Ortea, C. Ávila and M. Ballesteros. 1996. Review of the genus *Dendrodoris* (Ehrenberg, 1831) (Gastropoda: Nudibranchia) in the Atlantic Ocean. *Journal of Molluscan Studies* 62: 1-31.
- Valdés, A., J. Ortea, A. Quero and G. Rodríguez. 1989. Redescrípción de *Trapania tartanella* (Ihering, 1986) (Mollusca: Nudibranchia). *Bollettino Malacologico* 25 (5-8): 241-246.
- Vallés, Y. 2002. *Taxonomy and phylogeny of Kaloplocamus and Plocamopherus and their relationships with other phanerobranchs*. Master Thesis. San Francisco State University. San Francisco, EE UU: 266 pp. (Unpublished.)
- Vallés, Y., A. Valdés and J. Ortea. 2000. On the phanerobranch dorids of Angola (Mollusca, Nudibranchia): A crossroads of temperate and tropical species. *Zoosystema* 22 (1): 15-31.
- Vayssière, A. 1897 [1896]. Description des coquilles de quelques espèces nouvelles ou peu connues de Pleurobranchidés. *Journal de Conchiliologie* 44: 113-137.
- Vayssière, A. 1898. Monographie de la famille des pleurobranchidés. I. *Annales des Sciences Naturelles* (Zoologie) 8 (8): 209-402.
- Vayssière, A. 1901. Monographie de la famille des Pleurobranchidés (Deuxième et dernière partie). *Annales des Sciences Naturelles* (Zoologie) 12: 1-85; pls. 1-6.
- Vayssière, A. 1902. Opisthobranchs. In: *Expéditions scientifiques du «Travailleur» et du «Talisman» pendant les années 1880-1883*. Masson. Paris.
- Vayssière, A. 1913. *Mollusques de la France et des régions voisines*. I. Encyclopedie Scientifique. G. Doin et Cie. Paris: 420 pp.
- Vicente, N. 1964. Gasteropodes Opisthobranches recoltés en plongée au Cap de Creus (Costa Brava). *Recueils des Travaux de la Station Marine d'Endoume* 34 (50): 219-223.
- Vilella, M. 1968. Una nueva *Elysia* del Mediterráneo español: *Elysia fezi* (nov. sp.). *Miscelanea Zoologica* 2 (3): 29-32.
- Vilella, M. 1994. Tres nuevas especies de doridáceos (Gastropoda: Nudibranchia) en la costa del Mediterráneo catalán. *Bulletí del Centre d'Estudis de la Natura del Barcelonès-Nord* 3 (1): 63-72.
- Villani, G. 1991. Mediatori Chimici nelle comunicazioni inter ed intra-specie di molluschi opisthobranchi del Mediterraneo. *Iberus* 10 (1): 59-81.
- Villena, M., L. Baratech, M. T. Aparicio and J. Templado. 1997. *Los "ejemplares tipo" de las colecciones malacológicas del Museo Nacional de Ciencias Naturales. Volumen II*. Museo Nacional de Ciencias Naturales (CSIC). Madrid: 170 pp.; 3 pls.
- Vives, F. 1966. Zooplancton nerítico de las aguas de Castellón. *Investigación Pesquera* 30: 49-166.
- Vives, F., G. Santamaría and J. Trepát. 1975. El zooplancton de los alrededores del Estrecho de Gibraltar en junio-julio de 1972. *Resultados Expediciones Científicas del Buque Oceanográfico "Cornide de Saavedra"* 4: 7-100.
- Vonnemann, V., M. Schrödl, A. Klussmann-Kolb and H. Wägele. (In press). Reconstruction of the phylogeny of the Opisthobranchia (Mollusca, Gastropoda) by means of 18S and 28S rRNA gene sequences. *Journal of Molluscan Studies* 71.
- Wägele, H. and J. L. Cervera. 2001. Histological study of *Goniodoris castanea* Alder and Hancock, 1845 (Nudibranchia, Doridoidea, Goniodorididae). *Journal of Morphology* 250: 61-69.
- Wägele, H., V. Vonnemann and W. Wägele. 2003. Towards a phylogeny of the Opisthobranchia. In: *Molecular systematics and phylogeography of Mollusks*. C. Lydeard and D. R. Lindberg (eds.): 185-228. Smithsonian Books. Washington, EE UU.
- Wägele, H. and R. C. Willan. 2000. Phylogeny of the Nudibranchia. *Zoological Journal of the Linnean Society* 130: 83-181.
- Ward, J. H. 1963. Hierarchical grouping to optimize an objective function. *Journal of the American Statistical Association* 58: 236-244.
- Warén, A. and G. di Paco. 1997 (1996). Redescription of *Andolyta duebeni* (Lovén), a little known notaspidean gastropod. *Bollettino Malacologico* 32 (1-4): 19-26.
- Watson, R. B. 1883. Mollusca of H. M. S. Challenger, Pt. XIX. *Journal of the Linnean Society of London* (Zoology) 17 (101): 319-340; 17 (20): 341-346.
- Watson, R. B. 1886. Report on the Scientific Results of the Voyage of H. M. S. Challenger during the years 1873-76. *Zoology* 15 (2): 1-756.
- Watson, R. B. 1891. The marine Mollusca of Madeira. *Journal of Conchology* 6: 365-377.
- Watson, R. B. 1897. On the marine Mollusca of Madeira; with descriptions of thirty-five new species, and an Index-list of all known Sea-dwelling species of that island. *Journal of the Linnean Society* (London) 26: 233-329.
- Willan, R. C. 1983. New Zealand side-gilled sea slugs (Opisthobranchia: Notaspidea: Pleurobranchidae). *Malacologia* 23 (2): 221-270.
- Willan, R. C. 1984. A review of diets in the Notaspidea (Mollusca: Opisthobranchia). *Journal of the Malacological Society of Australia* 6 (3-4): 125-142.
- Willan, R. C. 1987a. Phylogenetic systematics of the Notaspidea (Opisthobranchia) with reappraisal of families and genera. *American Malacological Bulletin* 5 (2): 215-241.

- Willan, R. C. 1987b. Phylogenetic systematics and zoogeography of Australian nudibranchs. I. Presence of the aeolid *Godiva quadricolor* (Barnard) in Western Australia. *Journal of the Malacological Society of Australia* 8: 71-85.
- Willan, R. C. 1998. Order Notaspidea (Families Tyloidiidae, Umbraculidae, Pleurobranchidae) (Subclass Opisthobranchia). In: *Mollusca: The Southern Synthesis. Fauna of Australia*. P. L. Beesley, G. J. B. Ross and A. E. Wells (eds.) 5: 677-980. CSIRO Publishing, Melbourne, Australia.
- Willan, R. C. 2000. Family names, particularly Polyceridae and Aegiridae. *Nudibranch News* 3 (3): 1-3.
- Willan, R. C. and R. Burn. 2003. On the publication date, authorship, and type species of *Umbraculum* and *Tyloidiina* (Gastropoda: Opisthobranchia: Tyloidiinoidea): a rejoinder. *The Nautilus* 117 (1): 23-29.
- Willan, R. C. and J. Morton. 1984. *Marine Molluscs. Part. 2. Opisthobranchia*. University of Auckland, Leigh Marine Laboratory, Auckland, New Zealand: 106 pp.
- Wilson, N. and M. Lee. (In press). Molecular phylogeny of *Chromodoris* (Mollusca: Nudibranchia) and the identification of a planar spawning clade. *Molecular Phylogenetics and Evolution* 36.
- Wilson, K. and B. E. Picton. 1983. A list of the Opisthobranchia: Mollusca of Lough Hyne Nature Reserve, Co Cork, with notes on distribution and nomenclature. *Irish Naturalist Journal* 21: 69-72.
- Wirtz, P. 1994. Three shrimps, five nudibranchs, and two tunicates new for the marine fauna of Madeira. *Boletim do Museu Municipal de Funchal* 46: 167-172.
- Wirtz, P. 1995a. One vascular plant and ten invertebrate species new to the marine flora and fauna of Madeira. *Arquipélago* (Life and Marine Sciences) 13 A: 119-123.
- Wirtz, P. 1995b. *Unterwasserführer Madeira, Kanarean, Azoren*. Delius Klasing, Edition Nagelschmid. Stuttgart, Germany: 247 pp.
- Wirtz, P. 1998. Opisthobranch Molluscs from the Azores. *Vita Marina* 45 (1): 1-16.
- Wirtz, P. 1999. Opisthobranch Molluscs from the archipelago of Madeira. *Vita Marina* 46 (1-2): 1-18.
- Wirtz, P. and H. Debelius. 2003. *Mediterranean and Atlantic Invertebrate Guide*. Conchbooks, Inc. Hackenheim, Germany: 305 pp.
- Wirtz, P. and H. Martins. 1993. Notes on some rare and little known marine invertebrates from the Azores, with a discussion of the zoogeography of the region. *Arquipélago* (Life and Marine Sciences) 11 A: 55-63.
- Wirtz-Mangold, K. and U. Wyss. 1958. Faune marine des Pyrénées Orientales: Opisthobranches. *Vie et Milieu* 9 (supplement 2): 1-71.
- Wollscheid, E. and H. Wägele. 1999. Initial results on the molecular phylogeny of the Nudibranchia (Gastropoda, Opisthobranchia) based on 18S rDNA data. *Molecular Phylogenetics and Evolution* 13 (2): 215-226.
- Wollscheid-Lengeling, E., J. Boore, W. Brown and H. Wägele. 2001. The phylogeny of Nudibranchia (Opisthobranchia, Gastropoda, Mollusca) reconstructed by three molecular markers. *Organisms, Diversity and Evolution* 1: 241-256.
- Yonow, N. 1986. Red Sea Phillydiidae (Mollusca: Nudibranchia), with descriptions of new species. *Journal of Natural History* 20: 1401-1428.
- Zenetos, A., S. Gofas, G. Russo and J. Templado. 2003. *CIESM Atlas of exotic species in the Mediterranean. 3. Molluscs*. F. Briand (ed.): 376 pp. CIESM Publishers. Monaco.




Plate 1. From left to right, from top to bottom: *Runcina adriatica* Thompson, 1980; *Runcina bahiensis* Cervera, García-Gómez and García, 1991; *Lobiger serradifalci* (Calcara, 1840); *Aplysiopsis formosa* Pruvot-Fol, 1953; *Ercolania lozanoi* Ortea, 1981; *Pleurobranchus garciagomezi* Cervera, Cattaneo-Vietti and Edmunds, 1996; *Okenia mediterranea* (Ihering, 1886); *Trapania tartanella* (Ihering, 1885)



Plate 2. From left to right, from top to bottom: *Plocamopherus maderae* (Lowe, 1842); *Tambja marbellensis* Schick and Cervera, 1998; *Hypselodoris malacitana* Luque, 1986; *Chromodoris luteopunctata* (Gantès, 1962); *Thordisa azmanii* Cervera and García-Gómez, 1989; *Geitodoris fusae* (Marcus, 1955); *Taringa millegrana* (Alder and Hancock, 1854); *Doriopsilla pelseneeri* Oliveira, 1895




Plate 3. From left to right, from top to bottom: *Doto furva* García-Gómez and Ortea, 1983; *Calmella cavolini* (Vérany, 1846); *Piseinotecus gabinieri* (Vicente, 1975); *Favorinus vitreus* Ortea, 1982; *Learchis poica* Marcus and Marcus, 1960; *Dicata odhneri* Schmekel, 1968; *Babakina anadoni* (Ortea, 1979); *Cerberilla bernadettæ* Tardy, 1965



Plate 4. From left to right, from top to bottom: *Berghia columbina* (García-Gómez and Thompson, 1990); *Eubbranchus prietoi* Llera and Ortea, 1981; *Eubbranchus linensis* García-Gómez, Cervera and García, 1990; *Calma gobioophaga* Calado and Urgorri, 2002; *Cuthona ocellata* (Schmekel, 1966); *Cuthona thompsoni* García, López-González and García-Gómez, 1991; *Cuthona fidenciae* (Ortea, Moro and Espinosa, 1999); *Catriona maua* Marcus and Marcus, 1960

REFEREES

The Instituto Español de Oceanografía thanks the referees listed below, as well as others who prefer to remain anonymous, for their critical revision of this publication.

Dr. Terrence Gosliner. California Academy of Sciences, 875 Howard Street, San Francisco, CA 94103, USA, e-mail: tgosliner@calacademy.org

Dr. Ángel Antonio Luque del Villar. Laboratorio de Biología Marina, Departamento de Biología, Edificio de Biología, Universidad Autónoma de Madrid, c/ Darwin, 2, Madrid, Spain, e-mail: angel.luque@uam.es

Dr. Ángel Valdés Gallego. Associate Curator of Malacology, Natural History Museum of Los Angeles County, 900 Exposition Boulevard, Los Angeles, CA 90007, USA, e-mail: avaldes@nhm.org

Dr. José Manuel Vieitez Martín. Departamento de Zoología y Antropología Física, Universidad de Alcalá, 28871 Alcalá de Henares, Madrid, Spain, e-mail: josem.vieitez@uah.es

INDEX

PREFACE	3
ABSTRACT	5
RESUMEN	6
INTRODUCTION	6
RESULTS	9
Order ARCHITECTIBRANCHIA Haszprunar, 1985	9
Family Ringiculidae Meeck, 1862	
Genus <i>Ringicula</i> Deshayes, 1838	9
Family Acteonidae D'Orbigny, 1835	
Genus <i>Acteon</i> Montfort, 1810	9
Genus <i>Crenilabium</i> Cossmann, 1889	10
Genus <i>Pseudacteon</i> Thiele, 1925	10
Genus <i>Japonacteon</i> Taki, 1956	10
Genus <i>Liocarenus</i> Harris and Burrows, 1891	10
Genus <i>Callostracon</i> Hamlin, 1884	10
Genus <i>Acteonina</i> D'Orbigny, 1850	10
Genus <i>Tomlinula</i> Strand, 1932	10
Genus <i>Inopinodon</i> Bouchet, 1975	11
Family Amplustridae Gray, 1847	
Genus <i>Hydatina</i> Schumacher, 1817	11
Genus <i>Micromelo</i> Pilsbry, 1895	11
Order CEPHALASPIDEA s. s. Mikkelsen, 1996	11
Family Diaphanidae Odhner, 1914	
Genus <i>Diaphana</i> Brown, 1827	11
Genus <i>Colobocephalus</i> M. Sars, 1870	11
Genus <i>Colpodaspis</i> M. Sars, 1870	11
Genus <i>Rhinodiaphana</i> Lemche, 1967	11
Family Retusidae Thiele, 1926	
Genus <i>Retusa</i> Brown, 1827	11
Genus <i>Cylichnina</i> Monterosato, 1884	13
Genus <i>Volvulella</i> Newton, 1891	13
Genus <i>Pyrunculus</i> Pilsbry, 1895	13
Genus <i>Relichna</i> Bouchet, 1975	13

Family Cylichnidae Rudman, 1978		
Genus <i>Acteocina</i> Gray, 1847	14	
Genus <i>Cylichna</i> Lovén, 1846	14	
Genus <i>Scaphander</i> Montfort, 1810	14	
Genus <i>Meloscaplander</i> Schepman, 1913	15	
Genus <i>Roxania</i> Leach in Gray, 1847	15	
Family Philinidae Gray, 1850		
Genus <i>Philine</i> Ascanius, 1772	15	
Genus <i>Laona</i> A. Adams, 1865	17	
Family Philinoglossidae Hoffmann, 1833		
Genus <i>Philinoglossa</i> Hertling, 1932	17	
Family Gastropteridae Swainson, 1840		
Genus <i>Gastropteron</i> Koose, 1813	17	
Family Aglajidae Renier, 1807		
Genus <i>Aglaja</i> Renier, 1807	17	
Genus <i>Chelidonura</i> A. Adams, 1850	17	
Genus <i>Odontoaglaja</i> Rudman, 1978	17	
Genus <i>Melanochlamys</i> Cheeseman, 1881	17	
Genus <i>Philinopsis</i> Pease, 1860	18	
Aglajidae incerta sedis		
<i>Doridium</i> ?	18	
Family Runcinidae H. and A. Adams, 1854		
Genus <i>Runcina</i> Forbes and Hanley, 1853	18	
Family Bullidae Lamarck, 1801		
Genus <i>Bulla</i> Linnaeus, 1758	19	
Family Haminoeidae Pilsbry, 1895		
Genus <i>Haminoea</i> Turton and Kingston, 1830	19	
Genus <i>Atys</i> Montfort, 1810	20	
Genus <i>Weinkauffia</i> Monterosato, 1884	21	
Genus <i>Cylichnium</i> Dall, 1908	21	
Haminoeidae incerta sedis		
<i>Weinkauffia</i> ?	21	
Order ANASPIDEA Fischer, 1883		21
Family Akeridae Odhner, 1922		
Genus <i>Akera</i> Müller, 1776	21	
Family Aplysiidae Lamarck, 1809		
Genus <i>Aplysia</i> Linnaeus, 1767	21	
Genus <i>Bursatella</i> De Blainville, 1817	23	

Family Dolabriferidae Pilsbry, 1895	
Genus <i>Petalifera</i> Gray, 1847	23
Genus <i>Dolabrifera</i> Gray, 1847	23
Family Notarchidae Eales and Engel, 1935	
Genus <i>Notarchus</i> Cuvier, 1817	23
Genus <i>Stylocheilus</i> Gould, 1852	23
Order ACOCHLIDIOMORPHA Salvini-Plawen, 1983	23
Family Hedylopsidae Odhner, 1952	
Genus <i>Hedylopsis</i> Thiele, 1931	23
Family Asperinidae Rankin, 1979	
Genus <i>Asperina</i> Rankin, 1979	23
Family Microhedylidae Hertling, 1930	
Genus <i>Unela</i> Marcus, 1953	23
Genus <i>Pontohedyle</i> Golikov and Starobogotov, 1972	24
Order THECOSOMATA Blainville, 1824	24
Suborder EUTHECOSOMATA Meisenheimer, 1905	
Family Cavoliniidae D'Orbigny, 1842	
Genus <i>Cavolinia</i> Abildgaard, 1791	24
Genus <i>Diacria</i> Gray, 1847	24
Genus <i>Clio</i> Linnaeus, 1767	24
Genus <i>Creseis</i> Rang, 1828	25
Genus <i>Hyalocylis</i> Folin, 1875	25
Genus <i>Styliola</i> Blainville, 1827	25
Genus <i>Cuvierina</i> Boas, 1886	25
Genus <i>Diacavolinia</i> Van der Spoel, 1987	25
Family Limacinidae Gray, 1840	
Genus <i>Limacina</i> Bosc, 1817	26
Suborder PSEUDOTHECOSOMATA Meisenheimer, 1905	
Family Cymbuliidae Cantraine, 1841	
Genus <i>Cymbulia</i> Péron and Lesueur, 1810	26
Genus <i>Corolla</i> Dall, 1871	26
Family Desmopteridae Chun, 1889	
Genus <i>Desmopterus</i> Chun, 1889	26
Family Peraclidae Tesch, 1913	
Genus <i>Peraclis</i> Forbes, 1844	27
Order GYMNOSOMATA Blainville, 1894	27
Family Pneumodermatidae Latreille, 1825	
Genus <i>Pneumoderma</i> Perón and Lesueur, 1910	27

Family Clionidae Oken, 1815	
Genus <i>Clione</i> Pallas, 1774	27
Genus <i>Paraclione</i> Tesch, 1903	27
Family Notobranchaeidae Pelseneer, 1886	
Genus <i>Notobranchaea</i> Pelseneer, 1886	27
Genus <i>Schleschia</i> Strand, 1932	27
Order SACOGLOSSA Von Ihering, 1876	27
Suborder OXYNOACEA H. Adams and A. Adams, 1854	
Family Volvatellidae Pilsbry, 1895	
Genus <i>Ascobulla</i> Marcus, 1972	27
Family Oxynoidae H. Adams and A. Adams, 1854	
Genus <i>Oxynoe</i> Rafinesque, 1819	27
Genus <i>Lobiger</i> Krohn, 1847	28
Suborder PLAKOBRANCHACEA Rang, 1829	
Superfamily PLAKOBRANCHOIDEA Rang, 1829	
Family Plakobranchidae Rang, 1829 (= Elysiidae Forbes and Hanley, 1851)	
Genus <i>Elysia</i> s. l. Risso, 1818	28
Genus <i>Thuridilla</i> Bergh, 1872	29
Family Boselliidae Marcus, 1982	
Genus <i>Bosellia</i> Trinchese, 1891	29
Superfamily LIMAPONTIOIDEA Gray, 1847	
Family Polybranchiidae O'Donoghue, 1929 (= Caliphyllidae Thiele, 1931)	
Genus <i>Polybranchia</i> Pease, 1860	29
Genus <i>Caliphylla</i> A. Costa, 1867	29
Genus <i>Cyerce</i> Bergh, 1871	29
Family Hermaeidae H. Adams and A. Adams, 1854	
Genus <i>Aplysiopsis</i> Deshayes, 1853	29
Genus <i>Hermaea</i> Lovén, 1844	29
Genus <i>Hermaeopsis</i> A. Costa, 1869	30
Family Limapontiidae Gray, 1847 (= Stiligeridae Iredale and O'Donoghue, 1923)	
Genus <i>Stiliger</i> Ehrenberg, 1831	30
Genus <i>Limapontia</i> Johnston, 1836	30
Genus <i>Calliopaea</i> D'Orbigny, 1837	30
Genus <i>Errolania</i> s. l. Trinchese, 1872	30
Genus <i>Placida</i> Trinchese, 1876	30
Genus <i>Costasiella</i> Pruvot-Fol, 1951	31
Order UMBRACULACEA Dall, 1889	31
Family Tylodiniidae Gray, 1847	
Genus <i>Tylodina</i> Rafinesque, 1814	31
Genus <i>Anidolyta</i> Willan, 1987	31

Family Umbraculidae Dall, 1889	
Genus <i>Umbraculum</i> Schumacher, 1817	31
Superorder NUDIPLEURA Wägele and Willan, 2000	
Order PLEUROBRANCHACEA Férussac, 1822	32
Family Pleurobranchidae Férussac, 1822	
Subfamily Pleurobranchinae Férussac, 1822	
Tribe Pleurobranchini Férussac, 1822	
Genus <i>Pleurobranchus</i> Cuvier, 1805	32
Tribe Berthellini Burn, 1962	
Genus <i>Berthella</i> Blainville, 1824	32
Genus <i>Berthellina</i> Gardiner, 1936	33
Subfamily Pleurobranchaeinae Pilsbry, 1896	
Genus <i>Pleurobranchaea</i> Meckel in Leue, 1813	33
Order NUDIBRANCHIA Blainville, 1814	34
Suborder ANTHOBRANCHIA Minichev, 1970	
Infraorder DORIDINA Pelseneer, 1894	
“PHANEROBRANCHIA” Fischer, 1883	
Family Corambidae Bergh, 1871	
Genus <i>Corambe</i> Bergh, 1869	34
Family Onchidorididae Alder and Hancock, 1845	
Genus <i>Adalaria</i> Bergh, 1878	34
Genus <i>Onchidoris</i> Blainville, 1816	34
Genus <i>Acanthodoris</i> Gray, 1850	34
Genus <i>Diaphorodoris</i> Iredale and O’Donoghue, 1923	34
Family Goniodorididae H. and A. Adams, 1854	
Genus <i>Goniodoris</i> Forbes and Goodsir, 1839	35
Genus <i>Okenia</i> Menke, 1830	35
Genus <i>Ancula</i> Lovén, 1846	35
Genus <i>Trapania</i> Pruvot-Fol, 1931	35
Genus <i>Bermudella</i> Odhner, 1941	36
Family Polyceridae Alder and Hancock, 1845	
Genus <i>Limacia</i> O. F. Müller, 1781	36
Genus <i>Polycera</i> Cuvier, 1817	36
Genus <i>Thecacera</i> Fleming, 1828	37
Genus <i>Plocamopherus</i> Leuckart, 1828	37
Genus <i>Crimora</i> Alder and Hancock, 1862	37
Genus <i>Roboastra</i> Bergh, 1877	38
Genus <i>Polycerella</i> Verrill, 1880	38
Genus <i>Kaloplocamus</i> Bergh, 1880	38
Genus <i>Tambja</i> Burn, 1962	38
Family Aegiridae Fischer, 1883	
Genus <i>Aegires</i> Lovén, 1844	38

“CRYPTOBRANCHIA” Fischer, 1883

LABIOSTOMATA Valdés, 2002

Family Chromodorididae Bergh, 1891

Genus <i>Glossodoris</i> Ehrenberg, 1831	39
Genus <i>Hypselodoris</i> Stimpson, 1855	39
Genus <i>Chromodoris</i> Alder and Hancock, 1855	41
Genus <i>Cadlina</i> Bergh, 1878	42

Family Dorididae Rafinesque, 1815

Genus <i>Doris</i> Linnaeus, 1758	42
Genus <i>Aldisa</i> Bergh, 1878	43

Family Discodorididae Bergh, 1891

Genus <i>Jorunna</i> Bergh, 1876	43
Genus <i>Discodoris</i> Bergh, 1877	44
Genus <i>Thordisa</i> Bergh, 1877	44
Genus <i>Platydoris</i> Bergh, 1877	44
Genus <i>Rostanga</i> Bergh, 1879	45
Genus <i>Peltodoris</i> Bergh, 1880	45
Genus <i>Paradoris</i> Bergh, 1884	45
Genus <i>Baptodoris</i> Bergh, 1884	46
Genus <i>Geitodoris</i> Bergh, 1891	46
Genus <i>Taringa</i> Marcus, 1955	46
Genus <i>Thorybopus</i> Bouchet, 1977	47

LABIOSTOMATA *incerta sedis*

Genus <i>Carminodoris</i> Bergh, 1889	47
---	----

POROSTOMATA Bergh, 1878

Familia Phyllidiidae Rafinesque, 1814

Genus <i>Phyllidia</i> Cuvier, 1797	47
Genus <i>Phyllidiopsis</i> Bergh, 1875	47
Genus <i>Reticulidia</i> Brunckhorst, 1990	47

Familia Dendrodorididae O’Donoghue, 1924

Genus <i>Dendrodoris</i> Ehrenberg, 1831	47
Genus <i>Doriopsilla</i> Bergh, 1880	48

DEXIARCHIA Schrödl, Wägele and Willan, 2001

Suborder CLADOBRANCHIA Willan and Morton, 1984**“DENDRONOTINA” Sars, 1878****Family Tritoniidae Lamarck, 1809**

Genus <i>Tritonia</i> Cuvier, 1803	48
Genus <i>Marionia</i> Vayssière, 1877	49
Genus <i>Tritoniopsis</i> Eliot, 1905	49

Family Scyllaeidae Fischer, 1883

Genus <i>Scyllaea</i> Linnaeus, 1758	49
--	----

Family Hancockiidae MacFarland, 1923	
Genus <i>Hancockia</i> Gosse, 1877	50
Family Lomanotidae Bergh, 1892	
Genus <i>Lomanotus</i> Vérany, 1844	50
Family Tethyidae Alder and Hancock, 1855	
Genus <i>Tethys</i> Linnaeus, 1767	50
Family Phylliroidae Férussac, 1821	
Genus <i>Phylliroe</i> Péron and Lesueur, 1810	50
Genus <i>Cephalopyge</i> Hanel, 1905	50
Family Dendronotidae Sars, 1878	
Genus <i>Dendronotus</i> Alder and Hancock, 1845	50
Family Dotoidae Gray, 1853	
Genus <i>Doto</i> Oken, 1815	50
“ARMININA” Odhner, 1934	
Family Arminidae Iredale and O’Donoghue, 1923	
Genus <i>Armina</i> Rafinesque, 1814	52
Genus <i>Heterodoris</i> Verrill and Emerton in Verrill, 1882	52
Family Madrellidae Preston, 1911	
Genus <i>Madrella</i> Alder and Hancock, 1864	52
Family Proctonotidae Gray, 1853	
Genus <i>Janolus</i> Bergh, 1884	52
“AEOLIDINA” Odhner, 1934	
Family Flabellinidae Bergh, 1889	
Genus <i>Flabellina</i> Voigt, 1834	53
Genus <i>Calmella</i> Eliot, 1906	54
Family Piseinotecidae Edmunds, 1970	
Genus <i>Piseinotecus</i> Marcus, 1955	54
Family Facelinidae Bergh, 1889	
Genus <i>Favorinus</i> Gray, 1850	54
Genus <i>Facelina</i> Alder and Hancock, 1855	55
Genus <i>Phidiana</i> Gray, 1850	55
Genus <i>Cratena</i> Bergh, 1864	55
Genus <i>Caloria</i> Trinchese, 1888	56
Genus <i>Learchis</i> Bergh, 1896	56
Genus <i>Facelinopsis</i> Pruvot-Fol, 1954	56
Genus <i>Dondice</i> Marcus, 1958	56
Genus <i>Antonietta</i> Schmekel, 1966	56
Genus <i>Dicata</i> Schmekel, 1967	56
Genus <i>Pruvotfolia</i> Tardy, 1969	56

Genus <i>Babakina</i> Roller, 1972	57
Genus <i>Algarvia</i> García-Gómez and Cervera, 1989	57
Family Aeolidiidae D'Orbigny, 1834	
Genus <i>Aeolidia</i> Cuvier, 1798	57
Genus <i>Spurilla</i> Bergh, 1864	57
Genus <i>Aeolidiella</i> Bergh, 1867	57
Genus <i>Cerberilla</i> Bergh, 1873	58
Genus <i>Berghia</i> Trinchese, 1877	58
Genus <i>Limenandra</i> Haefelfinger and Stamm, 1958	58
Family Eubbranchidae Odhner, 1934	
Genus <i>Eubbranchus</i> Forbes, 1838	58
Family Pseudovermidae Thiele, 1931	
Genus <i>Pseudovermis</i> Périaslavzeff, 1891	59
Family Calmidae Iredale and O'Donoghue, 1923	
Genus <i>Calma</i> Alder and Hancock, 1855	59
Family Glaucidae Menke, 1828	
Genus <i>Glaucus</i> Forster, 1777	59
Family Tergipedidae Thiele, 1931	
Genus <i>Tergipes</i> Cuvier, 1805	59
Genus <i>Cuthona</i> Alder and Hancock, 1855	59
Genus <i>Catriona</i> Winckworth, 1941	61
Genus <i>Tenellia</i> A. Costa, 1866	61
Family Fionidae Alder and Hancock, 1855	
Genus <i>Fiona</i> Alder and Hancock, 1851	61
Family Embletoniidae Schmekel, 1970	
Genus <i>Embletonia</i> Alder and Hancock, 1851	61
REMARKS	61
CONCLUSIONS	72
ACKNOWLEDGEMENTS	74
REFERENCES	87
REFEREES	113
INDEX	115

BOLETÍN. INSTITUTO ESPAÑOL DE OCEANOGRAFÍA

Publicación científica dedicada a las Ciencias Marinas y a la Oceanografía en sus distintas ramas: Biología, Ecología, Geología, Física, Química, Pesquerías, Acuicultura y Contaminación.

Podrán publicarse en **BOLETÍN** artículos de investigación, revisiones temáticas, notas, monografías, simposios y congresos.

GUÍA PARA LOS AUTORES

Idiomas

Se aceptarán originales en español o inglés, indistintamente.

Preparación de originales

Los originales se mecanografiarán a doble espacio, en tamaño DIN A-4. En general, para los artículos enviados a **BOLETÍN**, se procurará limitar la extensión a un máximo de 15 páginas impresas (dos páginas mecanografiadas de 39 líneas y 62 matrices por línea representan una página impresa).

El texto debe presentarse en la siguiente forma:

Título del trabajo, nombres de los autores e institución, dirección postal (calle, ciudad, país), y la dirección de correo electrónico y los números de teléfono y fax del primer autor.

Se incluirá un título abreviado.

A continuación figurarán un resumen en español y otro en inglés (*abstract*), con el título del trabajo en inglés.

El trabajo, cuando su naturaleza lo permita, se articulará en introducción, material y métodos, resultados, discusión, agradecimientos y bibliografía.

Los símbolos y signos químicos, físicos o matemáticos se escribirán siempre ateniéndose a las normas internacionales vigentes: SI (Sistema Internacional de Unidades), ISO (*International Standard Organization*) y UNE (Una Norma Española). Dichos símbolos, por tanto, se escribirán siempre sin punto y permanecerán invariables en plural. Las normas ISO y UNE servirán siempre de referencia en la elaboración de originales.

En español las mayúsculas también se acentuarán siguiendo las normas correctas de ortografía.

Para facilitar la lectura de números de muchas cifras, éstas pueden separarse en grupos apropiados, preferentemente de tres cifras, a contar desde el signo decimal en uno y otro sentidos; los grupos deben ir separados por un pequeño espacio, pero nunca por un punto u otro signo.

El signo decimal es una coma en la parte baja de la línea. En los textos escritos en inglés puede utilizarse también un punto, siempre en la parte baja de la línea.

Los números que indiquen años tampoco llevarán punto pero, al contrario que en el caso anterior, en su lugar no se dejará ningún espacio. Por ejemplo, la forma correcta de escribir año mil novecientos noventa y nueve es 1999.

El nombre vulgar de las especies, cuando se citen por primera vez (en los títulos en español y en inglés, en el resumen, en el *abstract* y en el resto del texto), debe ir seguido de su nombre científico y éste, a ser posible, del nombre del autor que la describió y del año. En las veces posteriores en que aparezca el nombre de la especie no se volverán a citar ni autor ni año.

Irán en cursiva los nombres de géneros y especies, así como los nombres de revistas y simposios y los títulos de los libros.

No se aceptarán llamadas a pie de página.

Resumen y abstract

Ambos apartados no excederán de 125 palabras cada uno y darán a conocer los objetivos del trabajo así como los procedimientos seguidos y los resultados y datos más significativos obtenidos.

Al principio del *abstract* se incluirá el título del trabajo en inglés y al final de cada apartado figurarán hasta un máximo de ocho palabras clave, no incluidas en el título y por orden de importancia, representativas del trabajo.

Introducción

La introducción no excederá de 500 palabras, indicará brevemente los objetivos del estudio y proporcionará suficiente cantidad de información como para aclarar el planteamiento del trabajo y la hipótesis que se pretende comprobar.

Material y métodos

Este apartado será lo más conciso posible pero deberá proporcionar toda la información necesaria para permitir a cualquier investigador especializado evaluar la metodología empleada.

Resultados

El apartado de resultados será lo más claro posible y se ceñirá a los resultados de la investigación esenciales para establecer los principales puntos del trabajo.

Discusión

Se incluirá una breve discusión sobre la validez de los resultados observados relacionándolos con los de otros trabajos publicados sobre el mismo asunto así como un informe sobre el significado del trabajo. Se desaconseja discusiones extensas sobre la literatura existente.

Bibliografía

La bibliografía se limitará a los trabajos citados en el texto y sólo figurarán en ella los trabajos publicados o “en prensa”. Esta última información deberá indicarse, en lugar del año, entre paréntesis. Las referencias en el texto a los autores se harán citando el apellido del autor (en minúsculas) y a continuación, entre paréntesis, el año de la publicación, o bien poniendo entre paréntesis el(los) autor(es) y el año, separados por una coma. Las observaciones no publicadas, las comunicaciones personales o los trabajos en preparación o en evaluación se citarán exclusivamente en el texto, sustituyendo el año de publicación por “observación no publicada”, “manuscrito” (“MS”) o “inédito”; “comunicación personal” (“com. pers.”); “en preparación” o por “en evaluación”, respectivamente. Cuando la publicación sea de más de tres autores sólo se citará el primero de ellos y a continuación la abreviatura *et al.* En la bibliografía, sin embargo, aparecerán los nombres de todos los autores, separados por comas. Las referencias bibliográficas figurarán por orden alfabético y, para un mismo autor, por orden cronológico. Los nombres de las revistas se escribirán preferentemente sin abreviar. Si se prefiere utilizar las abreviaturas, éstas se ajustarán siempre a lo indicado en el *Periodical Title Abbreviations*. 8.^a edición. Gale Research Inc. Detroit; Londres. 1992. Si esto no es posible se escribirán sin abreviar.

Ejemplos de citas bibliográficas:

– De una revista:

Guirg, M. D. 1974. A preliminary consideration of the taxonomic position of *Palmaria palmata* (Linnaeus) Stackhouse = *Rhodomenia palmata* (Linnaeus) Greville. *J. Mar. Biol. Ass. (UK)* 54: 509-529.

– De un libro:

Sinderman, C. J. 1970. *Principal diseases of marine fish and shellfish*. Academic Press. Londres; Nueva York: 870 pp.

– De un artículo de un libro que forma parte de una serie:

Fraga, F. y R. Prego. 1989. Condiciones hidrográficas previas a la purga de mar. En: *Las purgas de mar como fenómeno natural. Las mareas rojas* (Cuadernos da Área de Ciencias Mariñas). F. Fraga y F. G. Figueiras (eds.) 4: 21-44. Edición do Castro. Seminario de Estudios Galegos. Sada (A Coruña), España.

– De un artículo de un simposio:

Figueiras, F. G. y F. Fraga. 1990. Vertical nutrient transport during proliferation of *Gymnodinium catenatum* Graham in Ría de Vigo, Northwest Spain. En: *Toxic Marine Phytoplankton. Proceedings of the Fourth International Conference on Toxic Marine Phytoplankton* (26-30 de junio, 1989. Lund, Suecia). E. Graneli *et al.* (eds.): 144-148. Elsevier. Nueva York.

Los autores serán responsables de que todas las citas bibliográficas estén completas y de la exactitud de las mismas.

Tablas, figuras, láminas, mapas y fotografías o diapositivas

Todas las ilustraciones (figuras, láminas, mapas y fotografías o diapositivas) deben ser originales y se prepararán en papel de alta calidad de reproducción fotográfica, o en archivos de disquete independientes del texto (junto con copias de impresora láser). Sólo se incluirán aquéllas que muestren datos esenciales; nunca deberá producirse duplicidad de datos por la presentación de los mismos en texto, tablas e ilustraciones.

El grosor de las líneas y el tamaño de las letras y otros símbolos serán los adecuados para que sean visibles y claros cuando se efectúe la reducción (en su caso) y ajuste, a una o dos columnas, al formato de la página. La reducción no podrá ser en ningún caso superior al 60 % y los símbolos menores, una vez reducidos, no serán inferiores a 1,5 mm.

En la elaboración de tablas y en los rótulos de figuras se utilizará el tipo de letra Times. Si no se dispone de este tipo se utilizará cualquier otro de letra romana (como Prestige o Dutch).

Los rótulos irán siempre en minúscula y sin negrita.

No se presentarán rótulos elaborados con transferibles.

Se procurará que las ilustraciones no sean ni apaisadas ni en color.

Las figuras se delinearán cerradas, es decir, con los correspondientes ejes de abscisas y ordenadas unidos entre sí por sus paralelas. El nombre de cada variable se escribirá siempre a lo largo de su eje, coincidiendo el final con el extremo del mismo.

Las tablas, en cambio, no llevarán nunca líneas verticales.

La posición definitiva de tablas e ilustraciones en la publicación se indicará en los márgenes del original.

Las tablas se numerarán con números romanos: tabla I., etc.; las ilustraciones (figuras, láminas, mapas y fotografías o diapositivas) se numerarán con números arábigos y todas se denominarán figuras: figura 1., etc. Todas las leyendas irán en hoja aparte.

Envío de originales

Los originales enviados a **BOLETÍN** no habrán sido publicados, ni aceptados, ni presentados para su publicación, ni tampoco serán enviados simultáneamente a ningún otro medio de edición.

El original, en formato electrónico y en papel, se remitirá al coordinador editorial a través del Sr. Subdirector General de Investigación del IEO. Avda. de Brasil, 31. 28020 Madrid, España. Para seguridad se aconseja el correo certificado. Se podrá utilizar también el correo electrónico: publicaciones@md.iew.es. Cuando se trate de la publicación de un simposio o un congreso, los manuscritos definitivos de las comunicaciones se enviarán al coordinador del mismo.

El receptor del original acusará recibo del mismo. Los autores retendrán en su poder una copia del original enviado.

Para la elaboración del original se utilizarán los programas Microsoft Word o WordPerfect. Para la elaboración de ilustraciones se utilizará preferentemente Excel, Harvard Graphics, Surfer, Map View, Corel Draw o Power Point. Las ilustraciones se enviarán en el programa con el que hayan sido realizadas.

Como soporte se podrán utilizar disquetes de 3,5 pulgadas, o discos compactos (CD), compatibles con los sistemas MS-DOS y Windows Microsoft.

El trabajo de edición se facilitará notablemente si se presenta el texto seguido, sin sangrías de párrafo y sin tabuladores en el texto.

Los trabajos que no se adapten a las normas de esta publicación serán devueltos al primer autor para su corrección antes de ser evaluados.

Los originales serán revisados críticamente por al menos dos evaluadores.

Los trabajos ya evaluados se remitirán al primer autor, solicitando que se tomen en consideración los comentarios y críticas de los evaluadores. Cuando esto se haya llevado a cabo, los autores reenviarán el original y una copia al correspondiente coordinador. El editor decidirá entonces su aceptación o rechazo.

El plazo de envío del original corregido, tomadas en consideración las evaluaciones, no será superior a dos semanas; pasado dicho plazo el editor podrá cambiar la fecha de recepción del original, figurando en la publicación la fecha de recepción del original corregido.

Los autores dispondrán de un plazo máximo de dos semanas para revisar las correcciones del editor; pasado este plazo el editor se reserva el derecho de publicar el trabajo sin revisar por los autores, declinando cualquier responsabilidad por los errores que pudieran aparecer en la publicación.

Fecha límite de recepción de originales

Los originales recibidos con posterioridad a la primera semana del mes de septiembre no podrán ser contemplados en el programa editorial del siguiente año y, por tanto, no se asegura que sean publicados durante el mismo.

Pruebas

La corrección de pruebas por parte de los autores se limitará a los errores de imprenta. Las pruebas de imprenta deberán ser devueltas corregidas en un plazo de dos semanas; pasado este plazo el editor se reserva el derecho de publicar el trabajo sin corregir por los autores o anular su publicación.

Ejemplares publicados

Cuando la publicación conste de un solo artículo se enviarán gratuitamente al autor 10 ejemplares de su trabajo (si el artículo está firmado por varios autores los 10 ejemplares se enviarán al primer autor).

Si la publicación consta de varios artículos el primer autor de cada uno recibirá gratuitamente su artículo en formato pdf. El editor podrá decidir enviar todos los artículos de la obra al coordinador del trabajo, que será quien se encargue de remitirlos a los autores.

BOLETÍN. INSTITUTO ESPAÑOL DE OCEANOGRAFÍA

An scientific publication dedicated to the marine sciences and oceanography in their different branches: biology, ecology, geology, physics, chemistry, fishing, aquaculture and pollution.

Research papers, thematic reviews, notes, monographs, symposia and congresses may be published in **BOLETÍN**.

GUIDE FOR AUTHORS

Languages

Papers are accepted in Spanish or English.

Preparation of Originals

Text should be typed, double-spaced throughout, on DIN A-4 paper. In general, individual papers sent to **BOLETÍN** should have a maximum length of 15 printed pages (one printed page equals approximately two typed pages with 39 lines each, 62 characters/line).

Present the text as follows:

Title of the paper, names of authors and institution, mailing address (street, city, country), and the first author's e-mail address and telephone and fax numbers.

Include an abbreviated version of the title.

An abstract, in Spanish and English versions, should follow the title heading, along with a Spanish (or English) translation of the title.

Whenever possible, divide the paper into: Introduction, Material and Methods, Results, Discussion, Acknowledgements and References.

Chemical, physical or mathematical signs and symbols should follow standard international usage: SI (*Système International d'Unités*), ISO (International Standard Organization) and UNE (*Una Norma Española*). Therefore, these symbols should always be written without periods, and will remain unmodified when plural. Always refer to the ISO and UNE norms when preparing texts for publication.

In Spanish, accent capital letters, following correct spelling norms.

To simplify the reading of long numbers, they may be separated into appropriate groups, prefer-

ably with three places, counting from the decimal point in one or the other direction; these groups should be separated by a space, but never by a comma or other sign.

The decimal sign is a comma on the line. Texts in English may also use a point, on the line.

Numbers indicating years should follow this format: 1999 (for nineteen ninety-nine).

The first citation of the vernacular name of a species (in the Spanish and English titles, the abstract, the *resumen*, and the body of the text) should be followed by its scientific name, and then, whenever possible, by the name of the author who described it, and the year. Omit the author and the year in subsequent citations.

Italicize genus and species names, as well as the titles of journals, symposia, and books.

Footnotes will not be accepted.

Abstract and Resumen

Include English and Spanish versions of the abstract (*resumen*, in Spanish), no more than 125 words each, setting out the paper's objectives, as well as the procedures followed and the most relevant findings and data obtained.

Include the title of the paper in Spanish at the beginning of the Spanish abstract. At the end of this section, list a maximum of eight key words, not included in the title and in order of importance, indicative of the paper's contents.

Introduction

The introduction should not exceed 500 words, briefly indicating the study's objectives and providing sufficient information to clarify the paper's basic focus and the hypothesis being tested.

Materials and Methods

Make this section as concise as possible, while giving all the information necessary to enable any specialist to evaluate the methodology used.

Results

This section should be as clear as possible, and limited to findings essential for establishing the paper's main points.

Discussion

Include a brief discussion regarding the validity of the results observed in relation to those of other published papers on the same topic, as well as a report on the paper's significance. Extensive discussion of the literature is discouraged.

References

Limit bibliographies to those works cited in the text which have been published or are "in press". If a paper is in press, this phrase should replace the year at the end of the bibliographic reference, in parentheses. For references in the text, cite the author's surname (capitalizing the first letter only), followed by the year of publication in parentheses; when the entire reference is enclosed in parentheses, the surname(s) of the author(s) should be followed by a comma and the year. Cite unpublished observations, personal communiqués or works in preparation or under evaluation in the text only; rather than the year of publication, they should be followed by: "unpublished observation", "manuscript" ("MS") or "unpublished", "personal communiqué" ("pers. comm."), "in preparation" or "under evaluation" or "submitted". When the publication has more than three authors, cite only the first, followed by *et al.* In the bibliography, however, all authors' names should appear, separated by commas. Alphabetize bibliographic references; references by the same author should be put in chronological order. The names of journals should, preferably, not be abbreviated. Journal abbreviations should follow those indicated in *Periodical Title Abbreviations*. Eighth Edition. Gale Research Inc. Detroit; London. 1992. If this is not possible, they should be written without abbreviation.

Examples of bibliographic references:

– Of a journal:

Guirg, M. D. 1974. A preliminary consideration of the taxonomic position of *Palmaria palmata* (Linnaeus) Stackhouse = *Rhodymenia palmata* (Linnaeus) Greville. *J. Mar. Biol. Ass. (UK)* 54: 509-529.

– Of a book:

Sinderman, C. J. 1970. *Principal diseases of marine fish and shellfish*. Academic Press. London; New York: 870 pp.

– Of an article from a book which forms part of a series:

Fraga, F. and R. Prego. 1989. Condiciones hidrográficas previas a la purga de mar. In: *Las purgas de mar como fenómeno natural. Las mareas rojas* (Cuadernos da Área de Ciencias Mariñas). F. Fraga and F. G. Figueiras (eds.) 4: 21-44. Edición do Castro. Seminario de Estudos Galegos. Sada (A Coruña), Spain.

– Of an article from a symposium:

Figueiras, F. G. and F. Fraga. 1990. Vertical nutrient transport during proliferation of *Gymnodinium catenatum* (Graham) in Ría de Vigo, Northwest Spain. In: *Toxic Marine Phytoplankton Proceedings of the Fourth International Conference on Toxic Marine Phytoplankton* (June 26-30, 1989. Lund, Sweden). E. Graneli *et al.* (eds.): 144-148. Elsevier. New York.

Authors will be responsible for the completeness and accuracy of their bibliographic references.

Tables, figures, plates, maps and photographs or slides

All illustrations (figures, plates, maps and photographs or slides) should be originals, presented apart from the type-written text. Line illustrations may be submitted as high-quality photographic prints or as computer software files (along with laser-printed copies). Include them only if they show special data; do not present data twice in the text, tables or illustrations.

The thickness of the lines and the size of letters and other symbols should enable them to be clearly visible when reduced (if necessary) for publication, to the size of one or two columns on the page. Originals will not be reduced more than 60 %, and reduced symbols will not be smaller than 1.5 mm.

In preparing tables and figure captions, use the Times font, or, if that is not possible, some other Roman font (such as Prestige or Dutch).

Figure captions should use lowercase letters, without boldface type.

Do not present originals made with transfers.

Illustrations should not be in colour or formatted lengthways.

Figures should be drawn with a boxed-in format, closing the abscissas and ordinates with parallel lines. The names of variables should always be placed along the axes, flush with the ends.

Tables, however, should never have vertical lines.

Indicate the definitive published position of tables and illustrations in the margins of the original.

Tables should bear roman numerals: table I., etc. Use arabic numerals for illustrations (figures, plates, maps and photographs or slides), and title all of them figures: figure 1., etc. List all captions on a separate page.

Submissions

Originals sent to **BOLETÍN** must be unpublished. Simultaneous submissions or papers which have been accepted by or presented to another publication shall not be accepted.

A printed copy and a computer file of the work should be sent to the Editor, care of the *Subdirector General de Investigación* (Deputy Director of Research) of the IEO, Avda. de Brasil 31, 28020 Madrid, Spain. We recommend that originals be sent by certified mail. The e-mail (publicaciones@md.ieo.es) could be used. In case of the publication of a symposium or congress, the final versions of conferences should be sent to the event's co-ordinator.

Reception of these originals will be confirmed. Authors should save their own back-up copy of the manuscript.

Computer files should be sent in Microsoft Word or WordPerfect format. Illustrations should, preferably, be programmed in Excel, Harvard Graphics, Surfer, Map View, Corel Draw, or Power Point. Illustrations should be submitted in the same program that was used to create them.

Software copies should be submitted on 3.5 inch discs, or compact discs (CD), compatible with MS-DOS or Windows Microsoft operative system.

Please present the text without paragraph indentations or any tabulations.

Papers not meeting the norms of this publication will be returned to their authors for correction before they are reviewed.

Papers will be critically reviewed by at least two referees.

After evaluation, papers will be returned to the first author so that they may be revised in keeping with the referees' comments and criticism. Authors should return the revised original and one copy to the corresponding coordinator. The Editor will then accept or reject the paper.

Return the corrected original within two weeks; if not, the Editor will be able to change the reception date of the original to be included in the published version, substituting the reception date of the corrected original.

If authors fail to meet the aforesaid two-week deadline, the Editor reserves the right to publish the paper without the authors' revisions, declining any responsibility for errors which could appear in the published version.

Deadline for reception of originals

Submissions received after the first week of September cannot be included in the following year's editorial programming. Therefore, their publication during that year cannot be guaranteed.

Proofs

Authors must limit their proof corrections to printing errors. Corrected proofs should be returned within two weeks; after this period, the Editor reserves the right to publish the paper uncorrected by the authors or cancel its publication.

Offprints

In the case of issues comprising a single paper, 10 courtesy copies will be sent to the author (if the issue is by several authors, courtesy copies will be sent to the first author).

If the issue has several papers, a pdf courtesy copy will be sent to the first author of each paper. The Editor may decide to send all of these pdf files to the co-ordinator, who would then be responsible for distributing them to the authors.

