

Alvin's Animals


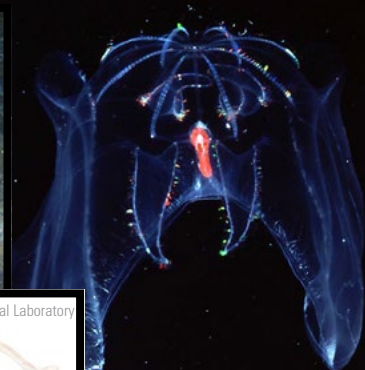

SCIENTISTS IN THE SUB HAVE DISCOVERED HUNDREDS OF PREVIOUSLY UNKNOWN SPECIES *by Kate Madin*

Three species named for *Alvin* pilots

In 1979, pilot Dudley Foster used a "slurp gun" suction sampler to capture a fragile, transparent jelly-animal at midwater depths of about 3,280 feet: *Bathocyroe fosteri*.

In 1988, pilot Ralph Hollis captured a purple fish seen near hydrothermal vents, using a net held in *Alvin*'s manipulator arm: *Bythites hollisi*.

In 2005, pilot Bruce Strickrott captured an eel-like hagfish with a suction sampler: *Eptatretus strickrotti*.



Two (of many) species named for *Alvin* itself


The "Pompeii worm" (*Alvinella pompejana*) is a furry worm with red tentacles that can withstand the hottest temperatures of any animal, even short periods at 130°F (55°C).

Furry vent snails (*Alviniconcha hessleri*) have hair-like projections all over their shells.

Close encounters with *Alvin*

A big red octopus grabbed onto *Alvin*'s arm at 7,500 feet deep and was discovered to be a new species (*Benthoctopus* sp.).

In 1967, a swordfish attacked *Alvin* at 2,000 feet down, became stuck in the sub's skin, and was brought to the surface with *Alvin* (and later eaten for dinner).



Six iconic animals from *Alvin's* visits to seafloor vents

Scientists were astonished to see huge clams living at a depth where they thought no large life could exist. The giant white vent clams (*Calypatogena magnifica*), reaching up to a foot long, were first seen in 1977 at the Galápagos Rift in the Pacific Ocean.


Alvin also found dense groves of six-foot-long red-and-white tubeworms (*Riftia pachyptila*) at Galápagos Rift vents, growing near vent fluid laden with toxic chemicals. With no mouth or digestive system, the worms provide a steady supply of chemicals to masses of bacteria living inside them. The bacteria use the chemicals for energy and nourish the worms.

At the Galápagos vents, scientists in *Alvin* saw big brown mussels (*Bathymodiolus thermophilus*). Like tubeworms, clams, and many other vent animals, the mussels harbor endosymbiotic bacteria, but they also have a digestive system and can catch and eat food.

In 1986, scientists in *Alvin* found a new shrimp swarming around vents on the Mid-Atlantic Ridge. The shrimp (*Rimicaris exoculata*) have no eyes, but they have a big spot of visual pigment on their backs. Scientists think the spot can detect faint radiation given off by the super-hot vents, helping the shrimp avoid being parboiled.

Many crab species live at hydrothermal vents, scavenging and eating other organisms. In 2005 scientists in *Alvin* discovered these big white crabs with long “fur” on their legs. They are called *Kiwa hirsuta*. But their nickname is “Yeti crab,” after the fictional “abominable snowman.” This image comes to us courtesy of The Institute Ifremer.

This creature (*Relicanthus daphneae*) was once thought to be the world’s largest sea anemone. It has tentacles more than six feet long. *Alvin* collected samples of it in 2003 on the East Pacific Rise. Results of genetic analysis, published May 9, 2014, show that this animal is in an entirely new order of animals, about as different from anemones as a dog is from a horse.



© NOC/NERC

Courtesy M. Segonzac (MNHN); facultative, © Ifremer/A. Fifis

