

Research article

[urn:lsid:zoobank.org:pub:3C15E85F-2FBD-4731-A076-2AFE02490DA5](https://zoobank.org/pub:3C15E85F-2FBD-4731-A076-2AFE02490DA5)

Squamate reptiles from seasonal semi-deciduous forest remnants in southwestern Bahia, Brazil

Carlos Augusto Souza-Costa¹, Caio Vinicius De Mira-Mendes², Iuri Ribeiro Dias³, Kaique Brito Silva⁴, Antônio Jorge S. Argôlo⁵ & Mirco Solé^{6,*}

^{1,3,5,6}Graduate Program in Zoology, Universidade Estadual de Santa Cruz, Rodovia Jorge Amado, km 16, 45662-900 Ilhéus, Bahia, Brazil

²Graduate Program in Tropical Aquatic Systems, Universidade Estadual de Santa Cruz, Rodovia Jorge Amado, km 16, 45662-900 Ilhéus, Bahia, Brazil

⁴Institute of Geosciences, Universidade Estadual de Campinas, Rua João Pandiá Calogeras, Cidade Universitária, 13083-870 Campinas, São Paulo, Brazil

⁶Herpetology Section, Zoologisches Forschungsmuseum Alexander Koenig, Adenauerallee 160, D-53113 Bonn, Germany

*Corresponding author: Email: msole@uesc.br

¹[urn:lsid:zoobank.org:author:31A86EE5-1526-472A-9077-3953CE3A0947](https://zoobank.org/author:31A86EE5-1526-472A-9077-3953CE3A0947)

²[urn:lsid:zoobank.org:author:E0CB48CB-35D3-4FB9-AA83-E786C100AA9E](https://zoobank.org/author:E0CB48CB-35D3-4FB9-AA83-E786C100AA9E)

³[urn:lsid:zoobank.org:author:8455227D-DC68-4785-9563-3B29A7054900](https://zoobank.org/author:8455227D-DC68-4785-9563-3B29A7054900)

⁴[urn:lsid:zoobank.org:author:CF0BAB75-22F2-4C6F-9C46-402178CBEEEE](https://zoobank.org/author:CF0BAB75-22F2-4C6F-9C46-402178CBEEEE)

⁵[urn:lsid:zoobank.org:author:A83A9207-39BF-4020-A035-92CA78381A71](https://zoobank.org/author:A83A9207-39BF-4020-A035-92CA78381A71)

⁶[urn:lsid:zoobank.org:author:C062E3CB-D966-441A-8B77-1F94DC85FA92](https://zoobank.org/author:C062E3CB-D966-441A-8B77-1F94DC85FA92)

Abstract. We present a list of Squamata from Serra do Mandim and Serra Azul, both in the Atlantic Forest domain of Southern Bahia, Brazil. We recorded 27 species (21 snakes and six lizards). Most species can be characterized as generalists with a wide distribution as *Phyllopezus pollicaris*, *Salvator merianae*, *Corallus hortulanus*, *Philodryas olfersii*, *Oxyrhopus trigeminus* and *Pseudoboa nigra*. However, some of the species are considered as being difficult to sample and restricted to forest fragments such as *Bothrops bilineatus*, *Dipsas sazimai* and *Echianthera cephalostriata*. The snake fauna of both areas represents 70% of the species previously known for the semi-deciduous forests of the state of Bahia. Although the study region is under severe anthropogenic pressure, especially due to the expansion of livestock areas, some forest remnants still withstand a rich reptile diversity.

Key words. Snakes, lizards, richness, biodiversity, species distribution.

INTRODUCTION

Habitat loss and fragmentation are considered serious threats for terrestrial reptiles (Böhm et al. 2013). Low dispersion capacity, small home ranges and a low tolerance to temperature variations turn this group, especially forest species, susceptible to changes in their natural environments (Gibbons et al. 2000). A recent study on the conservation status of the world's reptiles showed that 20% of the species are in some kind of threat category, while another 20% are classified as data deficient (Böhm et al. 2013). These authors also state that in tropical environments the number of threatened reptile species has rapidly increased due to ongoing accelerated habitat destruction.

Despite Brazil harboring one of the largest reptile diversities on the planet (Uetz et al. 1995; Costa & Bérnils 2018), a lack of information for a large part of this tax-

onomical group is the common share, mainly concerning natural history aspects and distribution patterns (Rodrigues 2005). While a growing number of taxonomical studies have recently led to the description of several new species (e.g., Recoder et al. 2014; Fernandes & Hamdan 2014; Hamdan & Fernandes 2015; Barbo et al. 2016; Rodrigues et al. 2017; Silveira & Santos-Jr 2018; Silva et al. 2018), there is still a long way to go before this rich reptile diversity is fully understood. The assessment of the conservation status of 732 species and sub-species showed that 13% of the species must be considered as threatened or nearly threatened, while nearly 9% were characterized as “data deficient” species (ICMBio 2014).

Knowledge of the conservation status of species is essential for the implementation of conservation actions in order to mitigate the effects of anthropic actions on endangered species. In Bahia, the number of studies on reptiles has increased recently and information is now

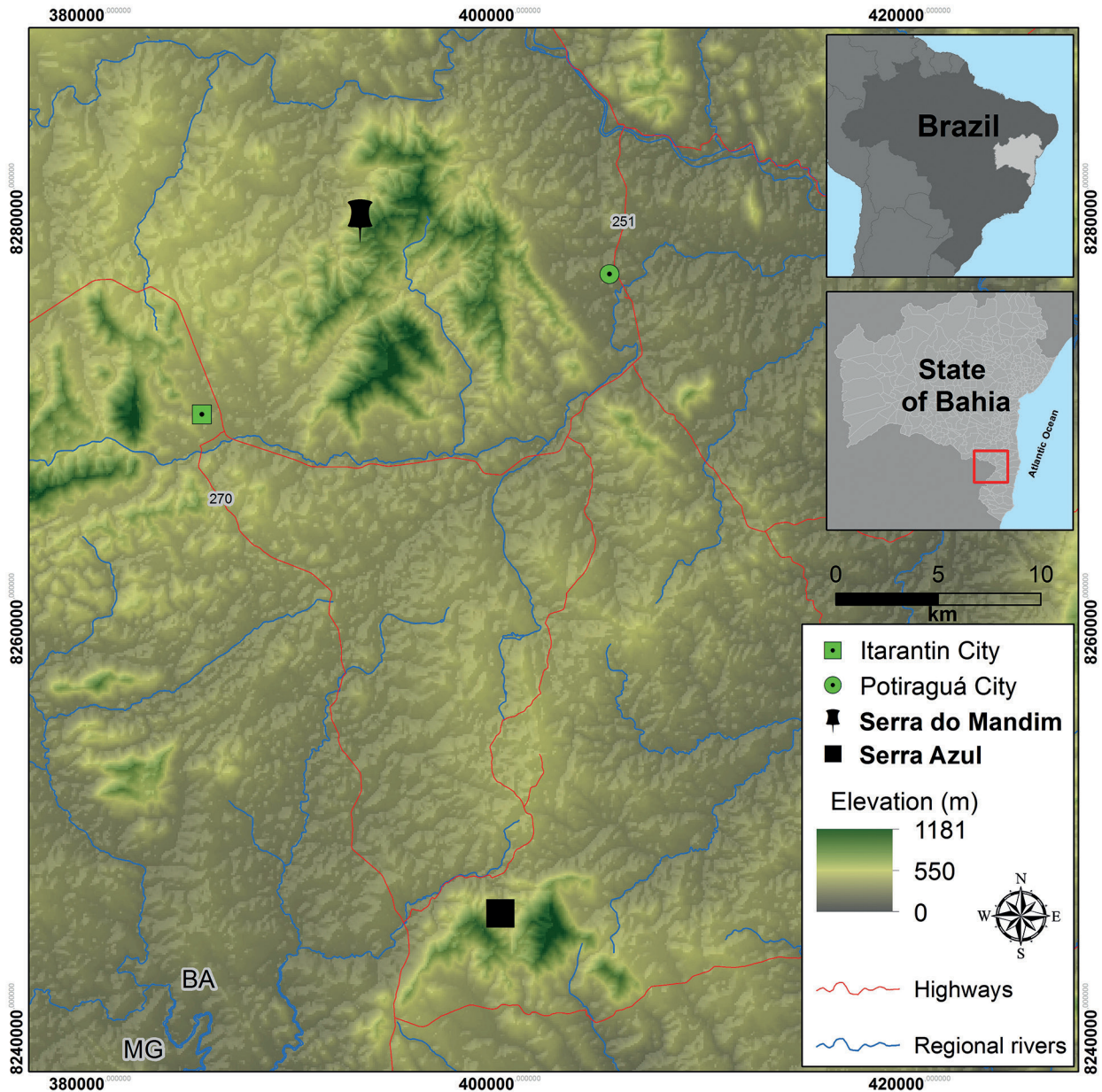


Fig. 1. Studied area in the Serra do Mandim (black clamp) in the municipality of Itarantim and in the Serra Azul (black square) in the municipality of Potiraguá, in southwestern Bahia, Brazil.

available for reptiles inhabiting the central (Freitas et al. 2012), western (Freitas et al. 2016a), northern (Freitas 2014; Freitas et al. 2016b; Marques et al. 2016; Freitas et al. 2018; Freitas et al. 2019) and southern (Dixo 2001; Argôlo 2004; Dias et al. 2014) regions of the state, while the southwestern part of the state still shows a large gap concerning information on its reptiles.

The Mandim and Azul Mountains are located in southwestern Bahia - Brazil, in the municipalities of Itarantim and Potiraguá, in a region classified as semi-deciduous seasonal forest (Ibge 1997; Salino et al. 2006). They are

within the boundaries of the Rio Pardo and Rio Jequitinhonha basins, bordering the northeast of Minas Gerais. While they belong to the Atlantic Forest domain, they suffer great influence by the Caatinga and Cerrado domains. A project entitled “Biodiversity and conservation in the Jequitinhonha and Mucuri valleys” was carried out in the region, which, through biological inventories, showed that even suffering high levels of degradation, the region still maintains a great amphibian, bird, and mammal diversity (Pinto & Bede 2006). The same authors identified several priority areas for conservation



Fig. 2. Study areas in the southwestern region of Bahia. Fugiama farm in the Serra do Mandim (A, C and E). A: Semi-deciduous forest fragment; C: stream; E: permanent pond. Serra Azul farm in the Serra Azul (B, D and F). B: Semi-deciduous forest fragment; D: stream; F: permanent pond.

and emphasized the importance of more research aimed at other still under sampled groups, as, for example, reptiles. Therefore, the objective of our study was to inventory squamate reptile species from the Serra Azul and

Serra do Mandim, aiming to fill a gap in the knowledge of the group for the state.

MATERIAL AND METHODS

Between January 2015 and March 2016 six field campaigns were undertaken to sample squamate reptiles in two Atlantic Forest areas characterized as seasonal semi-deciduous forest in southwestern Bahia: at the “Serra do Mandim” (15°37'58" S, 39°59'01" W) in the municipality of Itarantim, and at the “Serra Azul” (15°52'01" S, 39°55'54" W) in the municipality of Potiraguá (Fig. 1). During every campaign each area was sampled between three and four days and nights, resulting in a total sampling effort of 44 field days by two researchers.

The climate of the region corresponds to the “Am” type of Köppen (1936), with average rainfall of 800 to 1100 mm and a temperature range between 23.5°C and 25°C (Ibge 1997). The mountains have gradients of 300–800 m of altitude.

Reptiles were sampled through active search (Rödel & Ernst 2004) at 14 sampling sites in each area, including 12 transects with 50 m length within the forest, a 120 m transect along a stream and a permanent pond (Fig. 2). All available microhabitats within five meters left and right of the transects were sampled (fallen trunks, leaf litter, vegetation and burrows). Due to increased humidity and high concentration of amphibians at the ponds, these sites were potentially more prone to reveal foraging snakes. During each field expedition, forest transects were sampled for 40 minutes and streams were sampled for 90 minutes. The surroundings of the ponds were searched for 30 minutes. The total sample effort was 60 hours in each of the areas. Occasional encounters during the team’s displacement between sample points were also recorded. Additionally to nocturnal sampling squamate reptiles were also sampled during the day from 14h to 17h on a 10 km trail leading to the areas where the transects were located.

The reptiles were collected by hand or using snake hooks and transferred to cotton bags or plastic boxes. The license to capture reptiles was issued by ICMBio (number 13709). Specimens were killed with 20% benzocaine (1mg/g), fixed in 10% formalin for seven days and stored in 70% ethanol. They were further identified using original descriptions available in the literature and deposited in “Museu de Zoologia da Universidade Estadual de Santa Cruz-MZUESC” (Appendix I).

To evaluate sample efficiency, we constructed a rarefaction curve with 1000 randomizations, using the total number of registered individuals in the study area. We used abundance data per sample to extrapolate the richness through the non-parametric estimators Chao2, Jackknife 1 and 2 and Bootstrap (Magurran 1998; Gotelli & Colwell 2001). The analyses were made using the software PAST 3.07 (Paleontological Statistics Software Package for Education and Data Analysis).

RESULTS AND DISCUSSION

During our study we recorded 27 species of Squamata, 21 belonging to snakes and six to lizards (Table 1, Figs 3–4). Among the snakes, the Dipsadidae family was represented by 12 species, followed by Colubridae with four. Regarding lizards only the family Tropicuridae was represented by two species, while the other families only had one representative. Of all recorded Squamata, none is listed in the Brazilian list of threatened taxa (ICM-Bio-Portaria MMA nº 444/2014 and nº 445/2014).

The comparison with the reptile fauna from surrounding areas near Serra do Mandim and Serra Azul is hampered by the absence of such kind of studies. In general, the recorded squamate fauna (n=27) can be considered larger than that of other sampled areas in the region, as some municipalities from the northeast of the state of Minas Gerais (n=11, Feio & Caramaschi 2002) and from the APA da Lagoa Encantada, between the cities of Ilhéus, Floresta Azul and Almadina (n=17, Dias et al. 2014). Other studies undertaken in Atlantic Forest areas revealed larger squamate reptile richness, as the one by Argôlo (2004) reporting 61 species of snakes from cocoa plantations in southeastern Bahia. It is worth mentioning that this study was conducted during a time span of 12 years. Hamdan & Lira-Da-Silva (2012) reported the occurrence of 30 species of snakes for the seasonal semi-deciduous Forest of the state of Bahia. We managed to report 70% of the species reported for this kind of vegetation in the state.

Most of the recorded species show a wide distribution, occurring both in the Atlantic Forest and in the Caatinga domain, such as *Phyllopezus pollicaris*, *Salvator merianae*, *Corallus hortulanus*, *Philodryas olfersii*, *Oxyrhopus trigeminus*, *Pseudoboa nigra* and *Xenodon merremii* (Vanzolini et al. 1980; Rodrigues 1986; Argôlo 2009; Hamdan & Lira-Da-Silva 2012; Marques et al. 2012c). Others are typical from Caatinga environments, such as *Tropidurus hispidus* (Vanzolini et al. 1980; Rodrigues 2003) while others are restricted to the Atlantic Forest domain such as *Dipsas sazimai* and *Echinanthera cephalostriata*. Despite having a wide distribution range in the Atlantic Forest, *D. sazimai* has only been reported thrice from the state of Bahia (Roberto et al. 2014). This species is rare and typical of forest environments and following Fernandes et al. (2010) it should be considered potentially endangered. *Echinanthera cephalostriata* can be found in the Atlantic Forest domain from Santa Catarina to southwestern Bahia state (Argôlo & Jesus 2008). In Bahia, it is considered a rare species, with occurrence associated with montane forest, above 600m altitude (Argôlo 2009). These two species (*D. sazimai* and *E. cephalostriata*) have been included in the recently launched list of threatened species of the state of Bahia (SEMA 2017) as vulnerable (VU) and endangered (EN), respectively.

Table 1. Richness and composition of Squamata species recorded at the Serra do Mandim and at the Serra Azul in southwestern Bahia, Brazil. Sampling method: OE-opportunistic encounter; FT-Forest transect; P-pond; ST-Stream transect.

*Nomenclature follows Costa & Bérnils (2018).

Family/species*	S. Mandim	Serra Azul	Total
LIZARDS			
Phyllodactylidae			
<i>Phyllopezus pollicaris</i> (Spix, 1825)	–	OE	01
Dactyloidae			
<i>Norops fuscoauratus</i> (D’Orbigny, Duméril & Bibron, 1837)	FT	–	01
Leiosauridae			
<i>Enyalius catenatus</i> (Wied, 1821)	FT, ST, OE	FT, OE	21
Tropiduridae			
<i>Tropidurus torquatus</i> (Wied, 1820)	P, OE	–	02
<i>Tropidurus hispidus</i> (Spix, 1825)	–	P	01
Teiidae			
<i>Salvator merianae</i> (Duméril & Bibron, 1839)	–	OE	01
SNAKES			
Boidae			
<i>Corallus hortulanus</i> (Linnaeus, 1758)	FT, ST	–	02
Colubridae			
<i>Chironius fuscus</i> (Linnaeus, 1758)	–	FT, ST	03
<i>Mastigodryas bifossatus</i> (Raddi, 1820)	OE	P, OE	03
<i>Oxybelis aeneus</i> (Wagler in Spix, 1824)	ST	OE	02
<i>Tantilla melanocephala</i> (Linnaeus, 1758)	–	OE	03
Dipsadidae			
<i>Dipsas sazimai</i> Fernandes, Marques e Argôlo, 2010	FT	FT, OE	05
<i>Echinanthera cephalostriata</i> Di-Bernardo, 1996	–	FT	02
<i>Erythrolamprus miliaris</i> (Linnaeus, 1758)	OE	P	02
<i>Erythrolamprus poecilogyrus</i> (Wied, 1825)	–	OE	03
<i>Imantodes cenchoa</i> (Linnaeus, 1758)	–	ST, OE	03
<i>Oxyrhopus petolarius</i> (Linnaeus, 1758)	–	FT	02
<i>Oxyrhopus trigeminus</i> Duméril, Bibron e Duméril, 1854	OE	P, OE	04
<i>Philodryas olfersii</i> (Liechtenstein, 1823)	OE	–	01
<i>Pseudoboa nigra</i> (Duméril, Bibron & Duméril, 1854)	–	OE	01
<i>Sibynomorphus newwiedi</i> (Thering, 1911)	FT	FT	02
<i>Thamnodynastes nattereri</i> (Mikan, 1828)	ST, OE	FT	04
<i>Xenodon merremii</i> (Wagler in Spix, 1824)	OE	OE	05
Leptotyphlopidae			
<i>Trilepida salgueiroi</i> (Amaral, 1955)	–	OE	01
Viperidae			
<i>Bothrops jararaca</i> (Wied, 1824)	FT, ST	FT, ST, OE	18
<i>Bothrops leucurus</i> Wagler in Spix, 1824	ST, P, OE	P, OE	07
<i>Bothrops bilineatus</i> (Wied-Neuwied, 1821)	ST	–	02
Total	16	22	102




Fig. 3. Squamata recorded at Serra do Mandim and Serra Azul in southwestern Bahia, Brazil. **A.** *Norops fuscoauratus*; **B.** *Enyalius catenatus* (male); **C.** *E. catenatus* (juvenile); **D.** *Chironius fuscus*; **E.** *Dipsas sazimai*; **F.** *Imantodes cenchoa*.

The rarefaction curve did not reach the asymptote and remained in ascending function (Fig. 5), even though 69% to 86% of the species indicated by the richness estimators (Chao 2 = 32.1 ± 4.3 ; Jackknife 1 = 36.2 ± 4.2 . Jackknife 2 = 39.2 and Bootstrap = 31.4) were sampled. However, the use of additional sampling methods as pit-

falls (Cechin & Martins 2000) and funnel traps (Greenberg et al. 1994) could lead to an increase in the diversity of sampled Squamata for the region, since they allow the record of species that have specific habits and are hardly sampled during active search, such as fossorial snakes and lizards (Macedo et al. 2008).



Fig. 4. Squamata recorded at Serra do Mandim and Serra Azul in southwestern Bahia, Brazil. **A.** *Echinanthera cephalostriata*; **B.** *Mastigodryas bifossatus*; **C.** *Oxyrhopus trigeminus*; **D.** *O. petolarius*; **E.** *Oxybelis aeneus*; **F.** *Trilepida salgueiroi*; **G.** *Bothrops jararaca*; **H.** *B. bilineatus*.

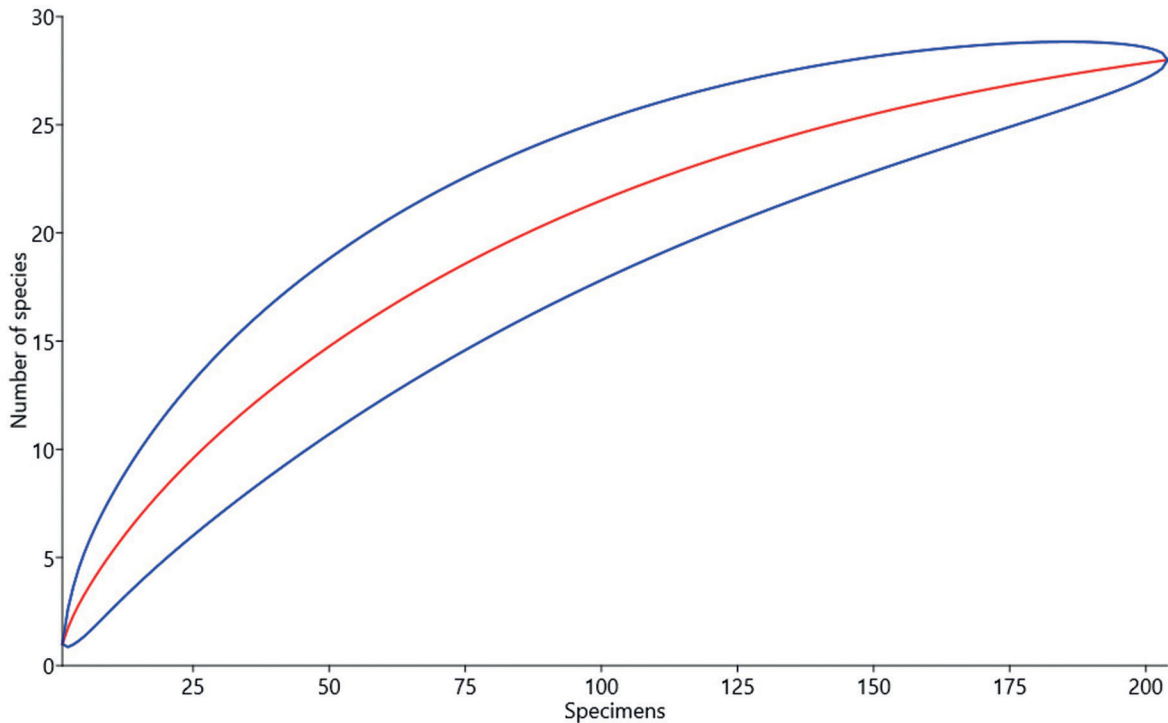


Fig. 5. Rarefaction curve based on individuals of Squamata for two regions of semi-deciduous seasonal forest in Serra do Mandim and Serra Azul in southwestern Bahia, Brazil. The center line corresponds to the mean obtained with 1000 randomizations, and the lines above and below correspond to the associated standard deviation.

The present study contributes to fill a gap in the knowledge of Squamata of the southwestern region of Bahia, presenting a list with 27 species of snakes and lizards for the Serra do Mandim and Serra Azul. Although the region is suffering great anthropic pressure, mainly related to the agricultural expansion, the forest remnants still have conditions to support and maintain species considered difficult to sample in the Atlantic Forest, such as *Dipsas sazimai* and *Echinanthera cephalostriata*.

Acknowledgements. We thank Cintia de Melo Souto Brige (*in memoriam*) and family (Fugiama farm) and José Cordero de Almeida Filho (*in memoriam*) and family (Serra Azul farm) for having allowed the research on their properties. CASC thanks CAPES-Coordenação de Aperfeiçoamento de Pessoal de Nível Superior and FAPESB-Fundação de Amparo à Pesquisa do Estado da Bahia, for scholarships. CASC also thanks Universidade Estadual de Santa Cruz and the Programa de Pós-Graduação em Zoologia for support. MS thanks CNPq, CAPES and the Alexander von Humboldt Stiftung for grants. IRD is grateful to CNPq-PDJ (CNPq-Project: 406899/2017-7, Process: 167387/2017-0) for fellowships. CVMM is grateful to Coordenação de Aperfeiçoamento de Pessoal de Nível Superior (CAPES) for a fellowship (process PNPd/1682788).

REFERENCES

- Argôlo AJS (2004) As serpentes dos cacauais do sudoeste da Bahia. Editus, Ilhéus
- Argôlo AJS, Jesus JA (2008) Geographic distribution of *Echinanthera cephalostriata* (Squamata - Snakes). *Herpetological Review* 39 (1): 111
- Argôlo AJS (2009) Composição faunística e distribuição geográfica de serpentes na Mata Atlântica do sul da Bahia, Brasil. PhD thesis, Museu Nacional/ Universidade Federal do Rio de Janeiro, Brazil
- Barbo FE, Gasparini, JL, Almeida AP, Zaher H, Grazziotin FG, Gusmão RB, Ferrarini JMG, Sawaya RJ (2016) Another new and threatened species of lancehead genus *Bothrops* (Serpentes, Viperidae) from Ilha dos Franceses, Southeastern Brazil. *Zootaxa* 4097(4): 511–529
- Böhm M, Collen B, Baillie JEM, Bowles P, et al. (2013) The conservation status of the world's reptiles. *Biological Conservation* 157: 372–385
- Cechin SZ, Martins M (2000) Eficiência de armadilhas de queda (*pitfall traps*) em amostragem de anfíbios e répteis no Brasil. *Revista Brasileira de Zoologia* 17(3): 729–740
- Costa HC, Bérnills RS (2018) Répteis do Brasil e suas Unidades Federativas: Lista de espécies. *Herpetologia Brasileira* 7(1): 11–57
- Dias IR, Mira-Mendes CV, Solé M (2014) Rapid inventory of herpetofauna at the APA (Environmental Protection Area) of the Lagoa Encantada and Rio Almada, Southern Bahia, Brazil. *Herpetology Notes* 7: 627–637

- Dixo MBO (2001) Efeito da fragmentação da floresta sobre a comunidade de sapos e lagartos de serapilheira no sul da Bahia. Master's Thesis, Instituto de Biociências da Universidade de São Paulo, Brazil
- Feio RN, Caramschi U (2002) Contribuição ao conhecimento da herpetofauna do nordeste do estado de Minas Gerais, Brasil. *Phyllomedusa* 1 (2): 105–111
- Fernandes DS, Marques OAV, Argôlo AJS (2010) A new species of *Dipsas* Laurenti from the Atlantic Forest of Brazil. *Zootaxa* 2691(4): 57–66
- Fernandes DS, Hamdan B (2014) A new species of *Chironius* Fitzinger, 1826 from the state of Bahia, Northeastern Brazil (Serpentes: Colubridae). *Zootaxa* 3881 (6): 563–575
- Freitas MA, Veríssimo D, Uhlig V (2012) Squamate Reptiles of the central Chapada Diamantina, with a focus on the municipality of Mucugê, state of Bahia, Brazil. *Check List* 8 (1): 16–22
- Freitas MA (2014) Squamate reptiles of the Atlantic Forest of northern Bahia, Brazil. *Check List* 10 (5): 1020–1030
- Freitas MA, Colli GR, Entiauspe-Neto OM, Trinchão L, Araújo D, Lima TO, França DPF, Gaiga R, Dias P (2016a) Snakes of Cerrado localities in western Bahia, Brazil. *Check List* 12 (3): 1–10
- Freitas MA, Entiauspe-Neto OM, Lima TO, Neto JSS, Araújo D, Silva JMS (2016b). Snakes of Juazeiro, Bahia, Middle of São Francisco River, Brazil. *Boletim do Museu de Biologia Mello Leitão* 38 (4): 331–345
- Freitas MA, Abegg AD, Dias IR, Moraes EPF (2018) Herpetofauna from Serra da Jibóia, an Atlantic Rainforest remnant in the state of Bahia, northeastern Brazil. *Herpetology Notes* 11: 59–72
- Freitas MA, Silva TFS, Fonseca PM, Hamdan B, Filadelfo T, Abegg AD (2019) Herpetofauna of Serra do Timbó, an Atlantic Forest remnant in Bahia State, northeastern Brazil. *Herpetology Notes* 12: 245–260
- Gibbons JW, Scott DE, Avis TR, Ryan J, Buhlmann KA, Acey TR, Tuberville D, Metts BS, Greene JL, Mills T, Leiden Y, Poppy S, Winne CT (2000) The global decline of reptiles, déjà vu amphibians. *BioScience* 8 (50): 653–666
- Gotelli NJ, Colwell RK (2001) Quantifying biodiversity: procedures and pitfalls in the measurement and comparison of species richness. *Ecology Letters* 4 (4): 379–391
- Greenberg CH, Neary DG, Harris LD (1994) A comparison of herpetofaunal sampling effectiveness of pitfall, single-ended, and double-ended funnel traps used with drift fences. *Journal Herpetological* 28 (3): 319–324
- Hamdan B, Lira-Da-Silva RM (2012) The snakes of the Bahia State, northeastern Brazil: species richness, composition and biogeographical notes. *Salamandra* 48 (1): 31–50
- Hamdan B, Fernandes DS (2015) Taxonomic revision of *Chironius flavolineatus* (Jan, 1863) with description of a new species (Serpentes: Colubridae). *Zootaxa* 4012 (1): 97–119
- Ibge (Instituto Brasileiro de Geografia e Estatística) (1997) Diagnóstico Ambiental da Bacia do Rio Jequitinhonha: diretrizes gerais para a ordenação territorial. Diretoria de Geociências, 1ª Divisão de Geociências do Nordeste-DIGEO 1/NE.1. Salvador: 64 pp.
- ICMBio (Instituto Chico Mendes de Conservação da Biodiversidade) (2014) Lista de Espécies Ameaçadas. Online at <http://www.icmbio.gov.br/portal/especies-ameaçadas-destaque> [last accessed on 22 Feb. 2017]]
- Köppen WP (1936) Das geographische System der Klimate. Gebrüder Borntraeger, Berlin
- Macedo LM, Bernarde PS, Abe AS (2008) Lagartos (Squamata: Lacertilia) em áreas de floresta e de pastagem em Espigão do Oeste, Rondônia, sudoeste da Amazônia, Brasil. *Biota Neotropica* 8(1): 133–139
- Magurran AE (1988) Ecological diversity and its measurement. Princeton University Press, New Jersey
- Marques R, Browne-Ribeiro HC, Tinôco MS, Fazolato CP, Coelho HEA, Amorim R (2012) *Corallus hortulanus* (Amazon Tree Boa): Geographic distribution. *Herpetological Review* 43 (3): 448
- Marques R, Mebert K, Fonseca É, Rödder D, Solé M, Tinôco MS (2016) Composition and natural history notes of the coastal snake assemblage from Northern Bahia, Brazil. *ZooKeys* 611: 93–142
- Pinto LPS, Bede L (2006) Biodiversidade e Conservação nos Vales dos Rios Jequitinhonha e Mucuri. Brasília. Ministério do Meio Ambiente, Brasília
- Recoder RS, Werneck FP, Teixeira Jr M, Colli GR, Sites JW, Rodrigues MT (2014) Geographic variation and systematic review of the lizard genus *Vanzosaura* (Squamata, Gymnophthalmidae), with the description of a new species. *Zoological Journal of the Linnean Society* 171 (1): 206–225
- Roberto IJ, Oliveira CR, Araújo-Filho JA, Ávila RW, Marques F, Argôlo AJS (2014) *Dipsas sazimai* (Squamata: Dipsadidae): Distribution extension and new State record. *Check List* 10 (1): 209–210
- Rödel MO, Ernst R (2004) Measuring and monitoring amphibian diversity in tropical forests. I. An evaluation of methods with recommendations for standardization. *Ecotropica* 10 (1): 1–14
- Rodrigues MT (1986) Uma nova espécie do gênero *Phyllopezus* de Cabaceiras: Paraíba: Brasil, com comentários sobre a fauna de lagartos da área (Sauria Gekkonidae). *Papéis Avulsos de Zoologia* 36 (20): 237–250
- Rodrigues MT (2003) Herpetofauna da Caatinga. Pp. 181–236 in: Leal IR, Tabarelli M, Silva JMC (eds) Ecologia e conservação da Caatinga. Editora Universitária da UFPE, Recife
- Rodrigues MT (2005) Conservação dos répteis brasileiros: os desafios para um país megadiverso. *Megadiversidade* 1 (1): 87–94
- Rodrigues MT, Recoder R, Teixeira Jr M, Roscito JG, Guerrero AC, Nunes PMS, Freitas MA, Fernandes DS, Bocchiglieri A, Dal Vechio F, Leite FSF, Nogueira CC, Damasceno R, Pellegrino KCM, Argôlo AJS, Amaro RC (2017) A morphological and molecular study of *Psilops*, a replacement name for the Brazilian microteiid lizard genus *Psilophthalmus* Rodrigues 1991 (Squamata, Gymnophthalmidae), with the description of two new species. *Zootaxa* 4286 (4): 451–482
- Salino A, Stehmann JR, Lombard JA, Mota RC, Carvalho FA, Mota NFO (2006) Flora das Áreas Prioritárias dos Rios Jequitinhonha e Mucuri. Pp. 36–92 in: Pinto LPS & Bede L (org) Biodiversidade e Conservação nos Vales dos Rios Jequitinhonha e Mucuri. Ministério do Meio Ambiente, Brasília
- SEMA (Secretaria de Meio Ambiente do Estado da Bahia) (2017) Lista Oficial das Espécies da Fauna Ameaçadas de Extinção do Estado da Bahia – Portaria nº 37/2017. Online at http://www.ceama.mp.ba.gov.br/biblioteca-virtual-ceama/doc_view/3977-portaria-n-37-de-15-de-agosto-de-2017.html [last accessed 23 Jan. 2018]
- Silva MB, Ribeiro-Júnior MA, Ávila-Pires TCS (2018) A New Species of *Tupinambis* Daudin, 1802 (Squamata: Teiidae) from Central South America. *Journal of Herpetology* 52 (1): 94–110
- Silveira SRA, Santos-Jr AP (2018) A New Species of *Leposternon* (Squamata: Amphisbaenidae) from Brazilian Cerrado

- with a key to pored species. *Journal of Herpetology* 52 (1): 50–58
- Vanzolini PE, Ramos-Costa AMM, Vitt LJ (1980) Répteis das Caatingas. Academia Brasileira de Ciências, Rio de Janeiro.
- Uetz P, Freed P, Hosek J (1995) The Reptile Database. Online at <http://www.reptile-database.org> [last accessed 30 Sept. 2019]

APPENDIX I.

List of vouchers deposited in the Museu de Zoologia da Universidade Estadual de Santa Cruz-MZUESC.

LIZARDS

PHYLLODACTYLIDAE. *Phyllopezus pollicaris*: MZUESC 15911. DACTYLOIDAE. *Norops fuscoauratus*: MZUESC 15931. LEIOSAURIDAE. *Enyalius catenatus*: MZUESC 15901-15906, 15916, 15917, 15920, 15921, 15922, 15930. TROPIDURIDAE. *Tropidurus torquatus*: MZUESC 15939, 15942. *Tropidurus hispidus*: MZUESC 16546.

SNAKES

BOIDAE. *Corallus hortulanus*: MZUESC 15929. COLUBRIDAE. *Chironius fuscus*: MZUESC 15934, 15935. *Mastigodryas bifossatus*: MZUESC 16541. *Oxybelis aeneus*: MZUESC 15910, 15919. *Tantilla melanocephala*: MZUESC 15924, 15943, 16538. DIPSADIDAE.

Dipsas sazimai: MZUESC 15908, 15913, 15926, 16548. *Echinanthera cephalostriata*: MZUESC 15909, 15928. *Erythrolamprus miliaris*: MZUESC 15907, 15940. *Erythrolamprus poecilogyrus*: MZUESC 15944, 16540, 16543. *Imantodes cenchoa*: MZUESC 15914. *Oxyrhopus petolaris*: MZUESC 15945, 16544. *Oxyrhopus trigeminus*: MZUESC 14687, 15923. *Philodryas olfersi*: MZUESC 16547. *Pseudoboa nigra*: MZUESC 16537. *Sibynomorphus neuwiedi*: MZUESC 15927, 15932. *Thamnodynastes nattereri*: MZUESC 15912, 15933. *Xenodon merremii*: MZUESC 16534-16536, 16539, 16542. LEPTOTYPHLOPIDAE. *Trilepida salgueiroi*: MZUESC 16545. VIPERIDAE. *Bothrops jararaca*: MZUESC 14469, 14470, 14471, 15915, 15918, 15936, 15937. *Bothrops leucurus*: MZUESC 15925, 15938. *Bothrops bilineatus*: MZUESC 16549.

ZOBODAT - www.zobodat.at

Zoologisch-Botanische Datenbank/Zoological-Botanical Database

Digitale Literatur/Digital Literature

Zeitschrift/Journal: [Bonn zoological Bulletin - früher Bonner Zoologische Beiträge.](#)

Jahr/Year: 2020

Band/Volume: [69](#)

Autor(en)/Author(s): Souza-Costa Carlos Augusto, Mira-Mendes Caio Vinicius De, Dias Iuri Ribeiro, Silva Kaique Brito, Argolo Antonio Jorge S., Sole Mirco

Artikel/Article: [Squamate reptiles from seasonal semi-deciduous forest remnants in southwestern Bahia, Brazil 85-94](#)